

~~SECRET~~

Approved For Release 2000/08/07 : CIA-RDP96-00788R000900230001-8

ORCON/NOFORN

INSCOM

GRILL FLAME

PROJECT

SESSION REPORT

CLASSIFIED BY: Director, DIA
REVIEW ON: 30 Jun 99
EXTENDED BY: Director, DIA
REASON: 2-301-C (3) (6)

~~SECRET~~

GRILL FLAME

Approved For Release 2000/08/07 : CIA-RDP96-00788R000900230001-8

~~SECRET~~

SUMMARY ANALYSIS

REMOTE VIEWING (RV) SESSION LXV

1. (S) This report provides documentation of a remote viewing session conducted for the purpose of orienting a remote viewer to an applied remote viewing protocol.
2. (S) The remote viewer's impressions show some degree of target correlation in this session. The remote viewer seemed to be able to relax during the session and was able to concentrate on the task at hand. The remote viewer was happy that the session was "successful" and looks forward to doing more remote viewing. The "beacon" was located at a baseball diamond where kids were playing baseball during the session.
3. (S) The protocol used for this session was modified from that which will be used in later training. The protocol to be used in later training is detailed in the document, Standard Remote-Viewing Protocol (Local Targets) by Harold E. Puthoff and Russell Targ, November 1978. This session's protocol was modified in that a randomly generated, preselected target was not used due to the unavailability of the target pool. In lieu of a randomly generated, preselected target the "outbounder" or "beacon" simply chose a site which, in his opinion, was unique and identifiable.
4. (S) Following is a transcript of the viewer's impressions during the remote viewing session. At TAB A are drawings made by the viewer reference his impressions of the target site.

~~SECRET~~

~~SECRET~~

TRANSCRIPT

REMOTE VIEWING (RV) SESSION LXV

TIME

#66: This will be a remote viewing session. (Edited for security.)

PAUSE

Go ahead and concentrate on #20.5 and as you begin to perceive him and his location, see if you can perceive his activity. What he's doing at the location. What is the location? Describe it to me.

PAUSE

#49: I see something like looking through window panes. Like a window with a lot of panes. Through this sort of grill work, I see a white like a sidewalk. As though I were looking down through this window pane structure at a white strip about the width of a sidewalk.

PAUSE

+04 #66: Do you see #20.5?

#49: Ah. . . . I see . . . (Not audible).

PAUSE

ILLEGIB

I saw, very quickly, the white. . it looked like went. . either in a whole circle or in a half circle. White strip.

PAUSE

+06 I see that. Its like I'm above looking down at it. Its a white semi-circle. For a minute, its as though, its as though I was above it and it looked like a circular building.

PAUSE

Could you kill the light?

#66: Um hm.

PAUSE

~~SECRET~~

~~SECRET~~

#49: About the only thing I get, and it comes and goes, is some sort of white design. I mean a design of white. . wide pathways or something like that.

#66: Okay. Don't call them that. Just call them white pathways. Now, we've got the description of that, let's release that. Let that go. Let's not worry about that anymore. Let's look for #20.5 again, refocus, look for #20.5 and we'll look for something else now that's meaningful at the target. Relax and concentrate. Describe your impressions to me.

PAUSE

#49: I'm not staying on anything. I got a flash of a dome. As though looking up at a white dome like a capitol dome or some sort of capitol building dome. I've gotten that periodically.

+10 #66: See if you can't focus on #20.5. Really work to image him at his location. Just relax and concentrate. (Not audible).

PAUSE

#49: I don't believe the things. . I really don't. But this is what I thought at the beginning that he's at the capitol. The rotunda. (Not audible).

This is what happens when he refocuses that!

PAUSE

#66: Okay, you have described to me the capitol dome and inside the rotunda and you look up and see all those things, you look up and see the rotunda (not audible).

#49: Well, its been ages since I've been there. But I see. . . there are paintings on the ceiling.

#66: Okay.

#49: And there appears to be . . . at least at one point, it looked like there were paintings on the wall.

PAUSE

+14 #66: Now, let's let that image go now too. You've reported it as one thing you saw. Fine. That's good. But you really don't have to search out (not audible). Holding the thought in your mind and where he's located.

PAUSE

~~SECRET~~

~~SECRET~~

#49: I see some sort of ornate massive structure, you know, like almost (not audible) architecture.

PAUSE

Portal. . seeing (not audible) and you know walking through it.

PAUSE

Looking around it.

PAUSE

#66: Okay.

PAUSE

+17 #49: I'm going down some steps. Things like a garden sort of on the left like a very formal garden. Sidewalk. There are bushes on each side of the sidewalk. Very nice (not audible).

PAUSE

#66: Okay.

PAUSE

#49: I'm looking back at it and I see these. . its some sort of massive building again. I see these arched. . . entrance way. Its like a colonade. Like a Spanish architecture. You know (not audible).

#66: Um hm.

#49: (Not audible).

PAUSE

#66: Okay, you have not reported to me that you've seen #20.5.

#49: No. Because I've tried to see through the lines (not audible).

#66: Okay. Okay.

PAUSE

~~SECRET~~

~~SECRET~~

+20 #66: And what are you perceiving now?

#49: Nothing really that I could describe. I'm just trying to see where (not audible).

PAUSE

I'm not (not audible).

#66: Would you like to draw the things that you have done so far and maybe we can go back and look again for something interesting?

#49: Yeah.

PAUSE

(Not audible)

PAUSE

(Not audible)

#66: That doesn't matter (not audible).

PAUSE

#49: Once again, that was my strongest image.

#66: Um hm.

#49: And this one's my strongest image.

#66: Okay then.

#49: Kind of . . . that I got (not audible).

PAUSE

#66: (Not audible). . . ?

#49: Not really. Not that I could draw.

PAUSE

(Not audible). . . Let's see, after that walkway I saw the walk seemed to go into a "Y". And then it sort of merged into a sort of loop (not audible) like that.

#66: Um hm.

~~SECRET~~

~~SECRET~~

#49: And then it went from that - this is all very clear - went from that to like a half circle.

#66: Um hm.

#49: And I saw it that way and then I saw a mirror image of that.

PAUSE

And then, though very briefly. . . Then I was like I was looking down at a round dome. Actually it had a building sort of structure. Like that at the top.

#66: Um hm.

#49: And all awareness just kept merging together until I saw that and then I (not audible).

#66: Um hm.

Well, that's okay. Its kind of a flowing. . .

#49: (Not audible). . . That was a fairly strong imagery of some kind.

PAUSE

#66: Okay.

PAUSE

#66: Okay. I'd like you to try one more thing here. I'd like you to hold one thought in your mind now. I'll turn off the lights and you concentrate for a while. I want you to hold one thought in your mind and I want you to go stand on the pathway. Okay?

#49: Okay.

#66: This is your very first image that you had of some sort of white pathway. Okay?

#49: Um hm.

#66: I want you to think about one thing; that's going and standing on the pathway.

#49: Okay.

~~SECRET~~

~~SECRET~~

#66: Instead of looking at it from a distance go stand on it and then look around, okay? Let me turn the light out again so that you won't get the images on your eyelids, whatever that's called scientifically.

#49: Ha ha ha

#66: And relax and concentrate for a minute and stand on that pathway.

PAUSE

#66: See if that's a pathway or something else; part of something else.

PAUSE

#49: It really seems to go around, looking at it again. Not a big building. But it seems to go circular in a circle.

#66: Okay. That's good. Fine. Its a pathway that goes around in a circle. That's fine.

#49: Some kind of a white line around it.

#66: Okay. I want you to stand on that. Stand right on there and think about what's on the ground. What's down? Tell me what's down.

PAUSE

Look right down at your feet and see (not audible).

PAUSE

#49: I seem to be floating above and I can't get down there.

#66: Okay.

#49: I see a lot of trees.

#66: Get closer down now.

PAUSE

#49: Trees.

PAUSE

~~SECRET~~

~~SECRET~~

#49: Very close together. Touching. Contiguous trees.

#66: Um hm.

PAUSE

Are you alone there? Are there other people there?
Are you alone? What's going on there?

PAUSE

Look at the target all around you.

PAUSE

#49: (Not audible). . . .

PAUSE

I don't see it anymore. (Not audible)

#66: Are you still seeing the path that goes around
(not audible)?

#49: (Not audible)

#66: I didn't hear you.

#49: No.

#66: Okay. Now you've lost it.

#49: I'm standing on it.

#66: You're standing on it now.

#49: Well, I mean, I think I am. That was my . . .

#66: Okay. Perhaps you're looking too far away when I
asked you to look down at your feet before. Can
you see (not audible) are you floating now?

#49: No. I'm down on the ground.

#66: Okay. Now. Look down at the ground. Right close
to you. Not out in the distance. Right down close
to you. Look down at the ground and tell me (not
audible).

PAUSE

#49: I can't see.

~~SECRET~~

~~SECRET~~

#66: You can't see the ground?

PAUSE

#66: Do you perceive yourself to be down on the ground, standing on the (not audible)?

#49: Not really, I . . .

#66: Try to move (not audible). .

#49: My vision is like looking out, but I don't get any sensation (not audible).

#66: What do you see if you look straight down the white path, what's down there?

PAUSE

#49: A kind of dark building.

#66: And down the other direction?

PAUSE

#49: Just trees.

PAUSE

#66: How do you feel about this location (not audible)?

#49: (Not audible).

#66: (Not audible).

#66: Is there anything that you want to add that you feel (not audible) about this?

PAUSE

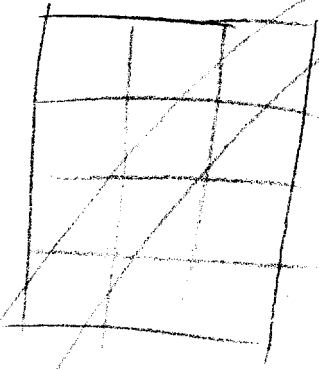
#49: No.

#66: Okay.

~~SECRET~~

TAB A

①




~~Section~~

wide white strip
seen thru "panels"
below

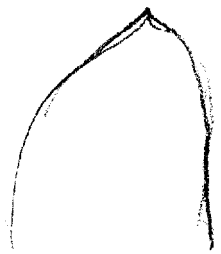
Clear

②



Archedway to
a structure
(looking west)

③



Dome - like a capital
bdy dome - looking
up at


(4)

Sense of bounding down
an outside stairway -

dark
white

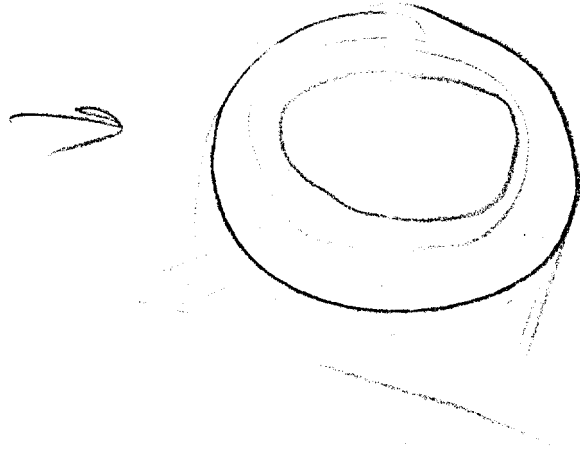
Seen to the left
as a wall of very
maneuvered brush

DA



3

1A cont'd



Looking
down at