

~~SECRET~~  
ORCON/NOFORN

INSCOM

GRILL FLAME

PROJECT

SESSION REPORT

CLASSIFIED BY: Director, DIA  
REVIEW ON: 30 Jun 99  
EXTENDED BY: Director, DIA  
REASON: 2-301-C (3) (6)

GRILL FLAME

~~SECRET~~

~~SECRET~~

SUMMARY ANALYSIS

REMOTE VIEWING (RV) SESSION LXIII

1. (S) This report provides documentation of a remote viewing session conducted for training purposes to enhance a remote viewer's demonstrated ability.
2. (S) The remote viewer's images during the session appear to illustrate some degree of target correlation. The remote viewer was able to relax and was relatively undisturbed by ambient room noise. Several of his images were very clear for him and he expressed his confidence in this session.
3. (S) The protocol used for this session was a modification of the protocol detailed in the document, Standard Remote-Viewing Protocol (Local Targets) by Harold E. Puthoff and Russell Targ, November 1978. This session's protocol was modified in that a randomly generated preselected target was not used. In lieu of a randomly generated, preselected target the "beacon" simply chose a site which, in his opinion, was unique and identifiable.
4. (S) Following is a transcript of the viewer's impressions during the remote viewing session. At TAB A are drawings made by the viewer reference his impressions of the target site. At TAB B are photographs of the target site.

~~SECRET~~

~~SECRET~~

TRANSCRIPT

REMOTE VIEWING (RV) SESSION LXIII

TIME #28: This will be a remote viewing session. (Edited for security.)

PAUSE

It is now time to focus your attention on #43.5. Let yourself begin to perceive the area where #43.5's located. It is now the target for today. He's observing the target, interacting with it. He is doing what's appropriate at the target. Now, let yourself relax and concentrate. Think only of #43.5 and what #43.5's doing. The area which #43.5's located. Concentrate, focus and describe the area to me.

PAUSE

+07 #47.5: The first impressions I got were a lot of different shapes. But they seemed to be moving around more of . . . At first they were geometric shapes. Square, rectangles and triangles. They all seemed to be in motion, movement. Then I noticed some more fluid type shapes that were also in movement but I couldn't. . . could not distinguish or see what they were. I had an impression that I was looking at a picture or a painting or something. Next impression I had, I saw somebody. I don't think it was #43.5. I saw somebody sitting down. It almost looked like they were sitting on a park bench. It appeared outdoors rather than indoors.

PAUSE

+10 #28: Let yourself focus on #43.5. Tell me where he is in relationship to the shapes you've described.

PAUSE

+15 #28: What are your impressions now?

PAUSE

#47.5: For a while there I was standing on a mountain peak overlooking a mountainess area. All I could see were a few other peaks and down below

~~SECRET~~

~~SECRET~~

surrounding the peaks were. . was a bluish, purplish haze and cloud covers. The only thing you could really make out was the other peaks.

PAUSE

+17 #28: Where do you see #43.5?

#47.5: I don't know. The only time I got a clear impression of a person was someone sitting on a bench. I don't think that its #43.5 or at least the person I was conceiving.

PAUSE

I saw. . well, itskind of hard to describe, a starlike shape. All it was, was, well it was like looking down the nose of that missile out here sitting by the museum. You would see four fins but there was another thing inbetween the two top ones that would be like looking down the nose of that missile and if it had a vertical stabilizer like on an aircraft.

PAUSE

It might be easier to draw than maybe to describe.

PAUSE

+19 #28: Develop a feeling for a location.

PAUSE

#47.5: Well, throughout the session I've had the feeling of the Pentagon or the area inside the courtyard or the hallways (not audible) but that's, that would just be too obvious and absurd. Probably just garbage.

PAUSE

At first all those geometric shapes and forms and all that stuff. I thought could relate to some paintings or drawings or pictures.

PAUSE

~~SECRET~~

~~SECRET~~

But then shortly thereafter I saw an individual on a . . . sitting down on what looked like what appeared to be a park bench and it appeared to be outside.

#28: Okay. Describe where this bench is located. Describe the area around it.

PAUSE

#47.5: Well, I didn't really see around it. But I had a feeling that it was a manicured, well-kept park-like atmosphere.

*Must come to park*

+21 #28: Go there again and see it again.

PAUSE

#28: Now, describe it to me.

PAUSE

+24 #47.5: I can't seem to find it.

PAUSE

#28: From what perspective did you see this bench with someone sitting on it?

PAUSE

#47.5: I seem to be standing up looking . . . if you turn your head and this person on the bench was a little bit off to my right.

#28: Do you see the back of the bench or the front of the bench?

#47.5: Well, I was seeing the front. And, the person sitting.

#28: To your immediate front, what was there?

PAUSE

#47.5: I had a feeling there was a little path or walkway or sidewalk. ✓

#28: And further to the left over to the other side of the bench, describe (not audible).

PAUSE

~~SECRET~~

~~SECRET~~

+28 #28: Describe your impressions.

PAUSE

#47.5: Well, I saw a shape much earlier that looked like a round funnel type shape. Round. And then, just a little while ago, I saw a related shape but it looked more like a . . . like the horn of an old victrola or whatever it is or perhaps even a flower of a morning glory. Shortly after that, I noticed a little kid, probably four or five years old, a boy. Blond hair. And some clothing. Young boy.

*Young boy  
blond hair  
some clothing  
playing a  
instrument.*

PAUSE

#28: Is this at the same location?

#47.5: I'm not really sure.

PAUSE

#28: How about drawing some of the impressions you've had?

PAUSE - DRAWING

#28: Okay, now that you've gone through and drawn all the pictures here, how about just reviewing them right quickly, all the way through, Number 1. . . just kind of describe them as briefly as you can.

#47.5: Okay.

PAUSE

Number 1 started out as geometric shapes or forms and then changed into Item 2; the geometric shapes and forms turned into more fluid type shapes and forms and at all the time they were in motion.

Three is a basic shape that keeps showing up throughout the entire session. At first it looked like a rounded funnel type shape. And then it shows up again on Number 5 which appeared to be a support for this bench or whatever that we had and it appeared again in Number 8. Although the funnel in Number 8 appeared more geometric instead of rounded. It still had some relation to 3 and 5, I had a feeling.

~~SECRET~~

~~SECRET~~

#47.5: Item Number 4: I was watching a person sitting down on a long thing that I related to as a bench. A bench; it could have been a long couch or anything. He was sitting on one end of it. The end of it further away from me from where I was standing and looking. I had the feeling that it was outside. It may have been in a park type area; manicured. There appeared to be a path or a sidewalk in front of the bench or whatever it was. ✓

Item Number 6: I had the feeling of standing. . on a very high elevated place overlooking some mountain peaks or what appeared to be mountain peaks or shapes or whatever; that's the only way I can describe them. And underneath these peaks was a bluish, hazy mist. And perhaps some clouds around the peak and in the area.

Item Number 7 is probably the most difficult to describe in a one word summation. It was a five pointed star. But it looked. . there were intersecting. . . well, if you, the only way to describe it, is looking down the nose of a missile with four fins and inbetween one of those sets there was a vertical stabilizer.

Item 9: I had a very clear impression. A very clear image. . . of a young, young child. The drawing doesn't do it any justice, but it was a young boy, probably four to six years of age with blonde hair and quite, quite cute.

#28: What was he doing?

#47.5: He seemed to be just sitting there minding his own business. He wasn't jumping around or playing or anything, he was just, he was just there.

#28: Okay. In looking over all of this now is there anything that you'd like to add?

PAUSE

#47.5: No. Not really. At first I almost had the feeling that I was looking at paintings or pictures or something like that. That would have been an inside type thing. Then I had the feeling that I was outside with whoever it was sitting on the park bench. Then I went to the mountains. . . . which doesn't make sense.

~~SECRET~~

~~SECRET~~

#28: So, what you're saying is you don't have a  
. . . .

#47.5: No, I have nothing. Somehow, it. . it. . I  
don't have a feeling that all this fits. Except  
that this shape, this funnel shape - 3, 5 and 8  
have some relationship to each other. And I also  
had the feeling that the young boy was outside  
also.

#28: Okay. That'll do it then.


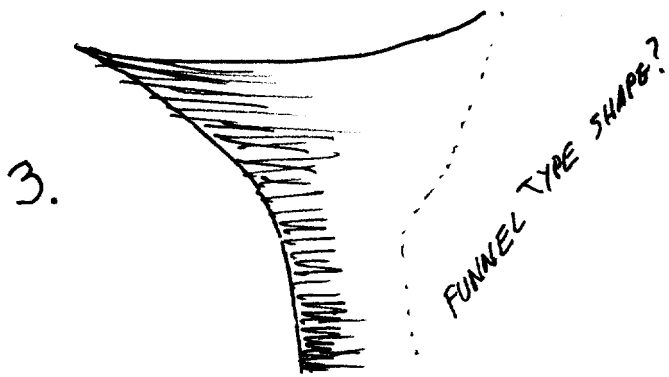

#47.5: I think that's about it.

#28: Okay.

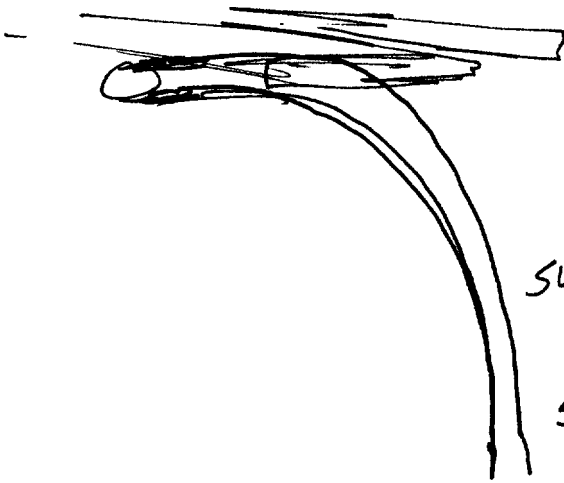
~~SECRET~~



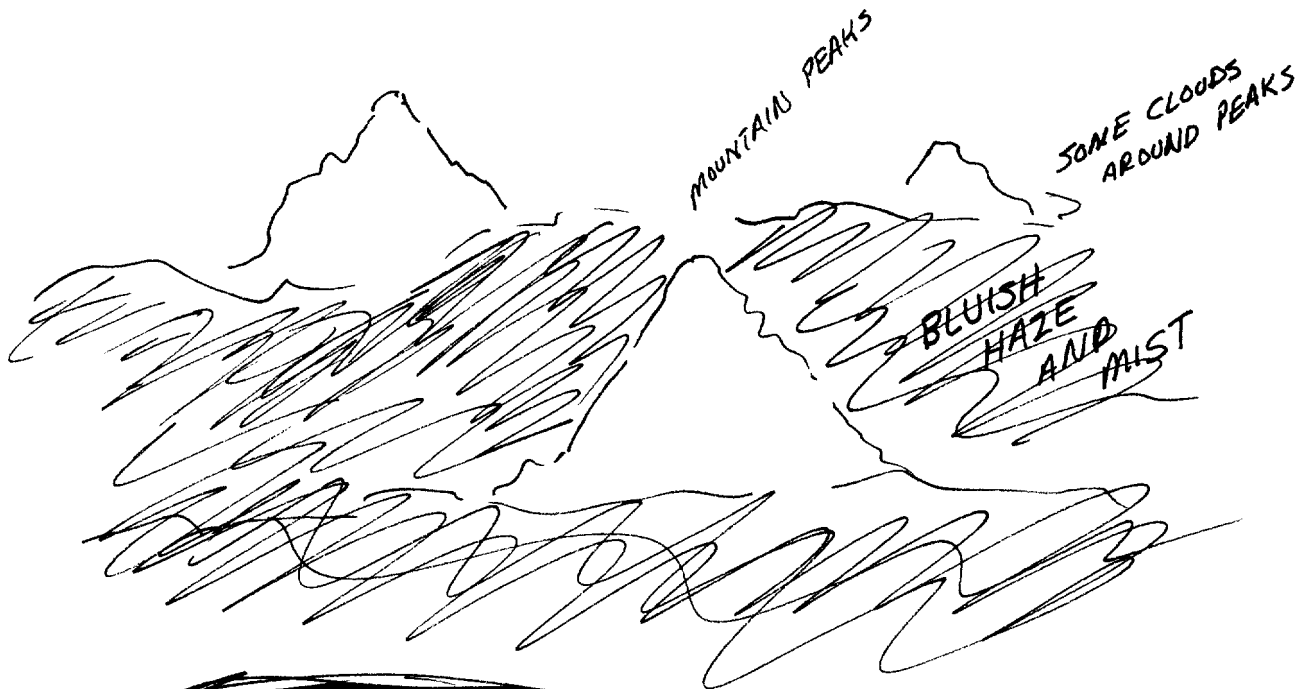
# TAB A



PERSON SITTING  
ON FAR END OF BENCH  
OR POSSIBLY A LONG COUCH

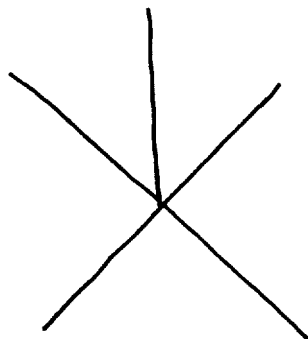


SUPPORT  
FOR THE  
BENCH  
5. AT ITEM 4  
(POSSIBLY RELATED TO ITEM 3)




AS VIEWED FROM  
HERE

6.



like looking down  
the nose of a missile with  
a vertical stabilizer  
(FIVE-POINTED STAR)

7.



FUNNEL SHAPE  
like a morning glory

8.



9. side view of  
young boy about  
4-6 years old with  
blond hair.  
(actually the kid  
was kind of cute)

# TAB B

