

~~SECRET~~

ORCON/NOT RELEASABLE TO FOREIGN NATIONALS

GRILL FLAME

PROGRAM

SESSION REPORT

Copy 2 of 2

CLASSIFIED BY: DIRECTOR, DIA
REVIEW ON: 31 JAN 2000
EXTENDED BY: DIRECTOR, DIA
REASON: 2-301c (3 & 6)

GRILL FLAME

~~SECRET~~

~~SECRET~~

16 JAN 80

SUMMARY ANALYSIS

REMOTE VIEWING (RV) SESSION CC64

1. (S) This report documents a Remote Viewing (RV) session conducted in compliance with a request from SOD, J3, OJCS, Pentagon, Washington, D.C. The purpose of the session was to provide information relevant to the hostage situation in the U.S. Embassy compound in Teheran, Iran.
2. (S) The remote viewer's impressions of the target are provided as raw intelligence data and as such have not been subjected to any intermediate analysis, evaluation or collation. Interpretation and use of the information provided is the responsibility of the requestor.
3. (S) The protocol used for this session is detailed in the document, Grill Flame Protocol, AMSAA Applied Remote Viewing Protocol (S), undated.
4. (S) Following is a transcript of the viewer's impressions during the remote viewing session. At TAB A are drawings made by the remote viewer reference his impressions of the target site. At TAB B is target cueing information provided the remote viewer.

~~SECRET~~

TRANSCRIPT

REMOTE VIEWING (RV) SESSION CC64

TIME

#66 This will be a remote viewing session (edited for security).

PAUSE

It's time now to relax and concentrate. Focus your attention on today's target. A target area has been selected for you and this target area has a letter designation. Focus your attention now on that area. Relax and concentrate and describe the target to me.

PAUSE

+05 #7 A large building, it's styled...ah...it appears quite old. Portions of it are taller than... than the building is wide, narrow side. There's pavement; it curves from the left to the right side, across the front to...ah...a single walk way that leads away from the building. There's several walk ways; grass in the...the thing. I know this sounds like...a building with a park that I looked at before. The building looks different.

Cheney?

#66 Alright. Don't analyze your past thoughts, just describe what you see.

+07 #7 This one looks older. It's...ah...dark in tone; has a like...ah...there's portions of it taller than others. I see old fashioned iron...fancy iron...iron fence...ah...cast...ah...cast shapes rather than...than wrought. Ah...masonry columns and the fence...ah...it's...ah...they're big, square, fancy on top with...ah...iron inbetween. I thought I saw snow; it look kind of...just here and there on the...the posts. Ground did not appear to be covered; just a...a little shadow area.

#66 Focus your attention on the building.

+11 #7 It remind me of...when I first it I thought I was looking at a...a religious type building. I felt the portions that were taller than others looked like...ah...ah...cathedral shape...ah...minaret shape...ah...I see...ah...pointed shape portion of a roof with a spherical shape a little ways above the roof on a shast like shape; it's...ah...it's pretty small.

#66 Focus your attention on the grounds outside the building. Move around the building and search for personnel.

PAUSE

#7 Ah...As standing in front of the building looking away, I see some trees and I see a massive squarish, ah...I guesit it's masonry, over to my right...ah... 150 - 200 feet away. Ah...

#66 Describe the individual at the front on the building.

#7 The individual in front of the building? I didn't see any individual in front of the building. I've been focusing on...beyond the street.

#66 Tell me where the individual was you saw.

+14 #7 I didn't see any individual. I said I saw a big... ah...massive masonry cube like thing...ah...off to my right. I'll look for people.

#66 Alright.

ADMIN NOTE: Interviewer mistakenly thought he heard the viewer mention an individual in front of the building.

PAUSE

#7 Appears to be some kind of ivy...ah...or low, ground cover immediately adjacent to the front of the building on each side of the...the big entry way.

#66 Describe this entry way.

PAUSE

#7 It projects sort of a building, and it's got...ah... a vertical shape on each side of the entry way that appears to be sectional rather than a continuous one piece...pedestal like shape to either side extending towards the...

#66 Alright. Move into the building through the entrance way and describe as you go.

PAUSE

+18 #7 I must be confused or something, I thought I saw this from overhead; had one picture; I tried to go through the door, I...I thought I saw greenery which makes me think maybe a courtyard or something. I definitely feel that, after traveling a few feet through the door, that I...I'm looking down...ah... look...like I'm looking through another opening and it...ah...it steps down...a big open area. Oh, wait a minute. I'm sorry. There's a big picture on the wall. It's...ah...like a mural...ah...it's got stately buildings on it and...and grassy park like area. It's...it's...ah...it's more high key...it appears bright, like underexposed, it's...ah...kind of washed out a little. I think it's a painting rather than a big, giant photograph. Extends almost to the floor. (Mumble) my left; like under the front.

#66 Tell me again about what's to your left as you come in the front.

#7 I forgot. Oh. The big mural. There's a...come in the front appears a...go a few feet and appears to be a fancy hallway to the right and the left and somewhere kind to my left is this big mural.

#66 And what's right in front of you?

+22 #7 (Mumble) For some reason it steps down; two or three steps. I think there's...I think there's a very high ceiling in this area...ah...or I go down the steps. I thought maybe...maybe it's domed or with a openings up there near the base of dome and light coming through.

#66 OK. Move through this building now, move through this building searching for people. Move through

the building searching for people.

PAUSE

#7 This building looks more like you'd expect a museum to look than a place where you'd have people.

#66 OK.

+26 #7 I'm going down the hall to the left. It's very dark and...ah...very fancy...ah...shapes to either side and the overhead. It's quite dusty and the projections up high; you can see the dull gray. I see someones feet...ah...someone...I see a...I see a person...ah...women I guess...ah...light covered thing over her head...ah...down over the shoulders...ah...face covered. I think it's a local women, not one of ours.

#66 OK, move on through the building now.

#7 (Mumble) I'm almost the end of the hall. It was someone...ah...someone was lying on a carpet asleep in the same room as this women was. OK. I'm trying to get upstairs; I went down the hall on the left end of the building...side of the building. I got to the end; I'm trying to get upstairs and just...ah...I just can't make it. There may be no upstairs; I don't know. Oh, OK. It appears there is a room with a...near the center of the building upstairs, but not all the way...not all the way above the hallway all the way to the left.

+29 #66 OK. Search this area for personnel.

PAUSE

#7 I see lights on in the...the room...ah...up high, near the center of the building. Real fancy wall-paper; there's a man standing up...ah...there's three other people in the room. They're sitting...ah...I don't know, I was trying to figure out, one of them's...one of the seated ones is talking to the guy standing up, but the other two could be asleep.

#66 Who are these personnel?

~~SECRET~~

#7 Resolution is very low; I'm trying to get enough to...to make that decision. The one standing up is ah...I think, local people. I think the ones sitting down are too.

#66 OK.

#7 The one standing up had a short haircut, so I...I thought he might be one of our military types, but he...I don't think so.

#66 OK. Move on through the building now.

PAUSE

#7 I've got a heck of a headache. I'm having trouble with the right side of the building. I know I can see in the dark if I want to, but this is unusually dark. I'm going back downstairs and try that way.

PAUSE

+34

I'm moving down the hall to the...to the right, roughly street level. I'm aware of rooms on my left; the first one has a light in it. It's very fancy and it's clean; not dusty. Someone sitting at a desk...table, desk. I think this guy's one of ours. For the life of me I can't figure out what he'd be doing in there...in a beautiful place like this. Guy's late 40's I guess.

PAUSE

I'm sorry. I was trying to...ah...establish some kind of communication here.

PAUSE

OK. I want to move on. I just disturbed (mumble). He couldn't figure it out.

#66 OK.

#7 Something...there was something about a bridge... ah...curved bridge, causeway type shape, about... ah...10 or 15 feet off the ground, I couldn't make out what it was...I couldn't finish it. I'm gonna go on.

~~SECRET~~

~~SECRET~~

+40 #66 Alright. We've been at this for quite a while now, so take a quick look at the rest of the building.

#7 The places on the right...(mumble) right appear to be closed. I mean, nothing going on. Yea, I still say as you...there's more of the building as you come, say in the entrance and you step down in this area. There's areas over there that I...that I haven't looked at.

#66 OK. Well, we've been at this quite a while; we don't have time right now to go look at those.

#7 OK.

#66 Is there anything that you would like to add before we draw the perceptions that you've had?

#7 I very carefully looked for guard type personnel, and I didn't see anything of that regimentation. I was particular confused by not seeing anyone near the front door. That's about the only important thing.

#66 OK.

#7 I might add, it sure is noisy around here.

#66 A lot a noise today. OK, let's draw then.

#7 I guess the first image I came on to was a...kind of a black ariel view. Ah...had a very ah...a fuzzy view of curved walkway in front a...this... ah...big building which had different portions at different heights; I couldn't focus on them very clear but it reminded me of minarets or something... ah...maybe a cathedral; portions sticking up, top was very irregular...ah...I'm drawing this without a street; I was later...later felt that ah...when looking out the front that it...I was looking across the street; it might have been this sidewalk like shape. Ah...I was also aware of a...kind of a iron fence somewhere in front of the building and I... since I was seeing that close up, I don't know where it was inside the walkway or outside the walkway, but it had...ah...vertical columns about every 10 - 20 feet and some kind of a shape on top of it and I felt there was white stuff (mumble) on one side in the shadow area like it might be some snow on that...

~~SECRET~~

~~SECRET~~

#7 I've drawn...ah...something kind of like the fence in the lower right corner of No. 1. And there was low ground cover, something like ivy, on each side of the doorway leading into this big building. Looking at it, I can see it's not to scale. I'm going to try and do a portion of the inside of the building that...ah...I can visualize. When I was inside the building, I felt that there was a lower portion of the building extending further to the left, down the hall, and yet that's not reflected in what I thought I saw from overhead.

PAUSE

The mural when I was standing here in the entry way...the mural was slightly to my left or in here; it might have been on the face of this wall here, and I think that might have been where I was getting the feeling of a courtyard or open brightness. I later felt that over this roughly circular area there might possibly have been a dome with some...some light reflecting throughway. I was rather confusing to me, I couldn't get beyond...I never did get into the place at the bottom of the steps; I stood at the top and looked. Oh...ah...the cube like shape would have been...that could have been some kind of monument or small building, I don't know. I...ah...think that's about it.

#66 OK. How do you feel about this viewing? About... you commented earlier that the resolution was not too clear. How do you feel in total about the viewing?

#7 Ah...there's a couple times that the resolution just came in...just...just beautiful, and...ah...I would start to work with that and I'd lose it; I don't know if it was because of noise, I really... I can't remember if noise was with that. When I got near the man in the desk...ah...resolution was just fantastic. At one point when I was walking down the hall to the left, resolution was outstanding and when I was looking at the women it was quite good. The best resolution was the man at the desk and it was very good and...ahm...I starting to go very deep there and something happened and I lost it.

#66 OK. Anything you want to add then?

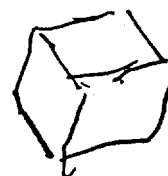
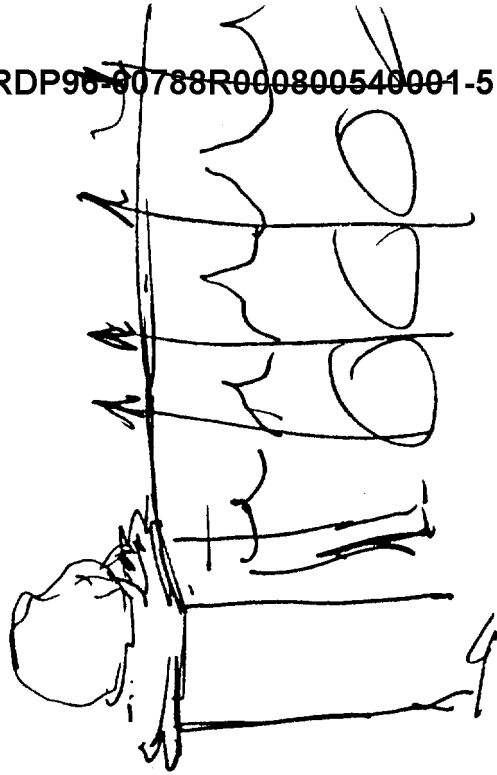
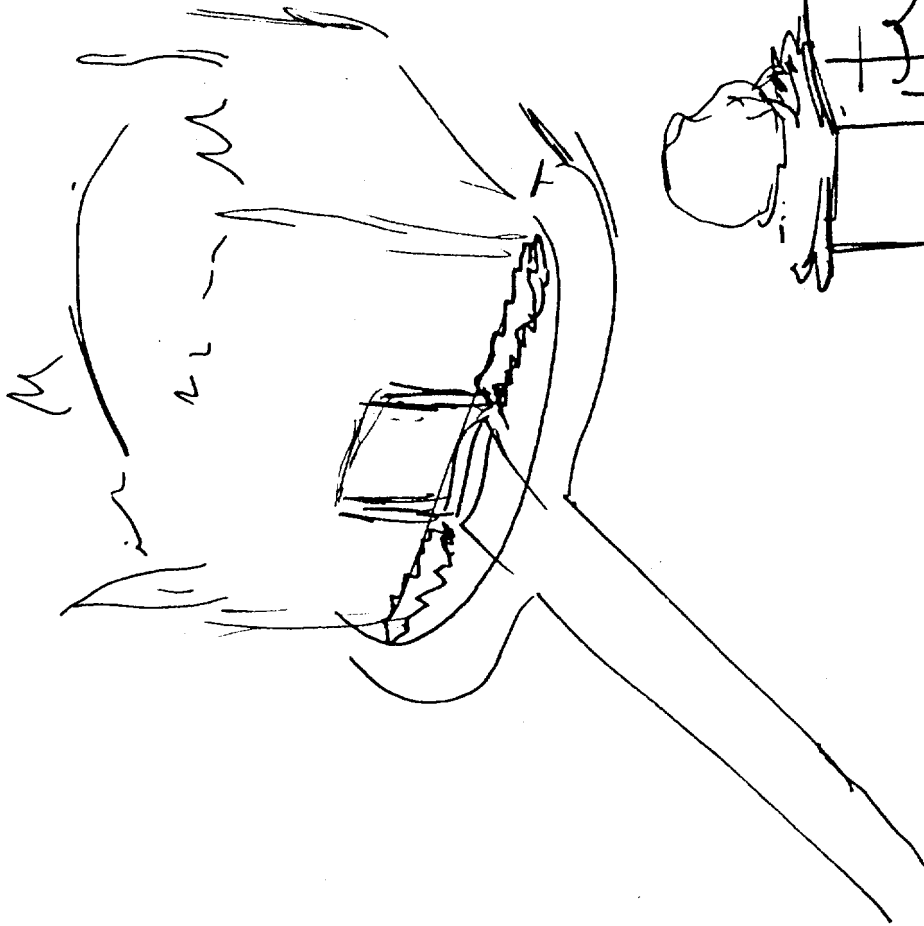
#7 Only that...ah...we need a place that has less noise.

#66 Yea, don't we. OK.

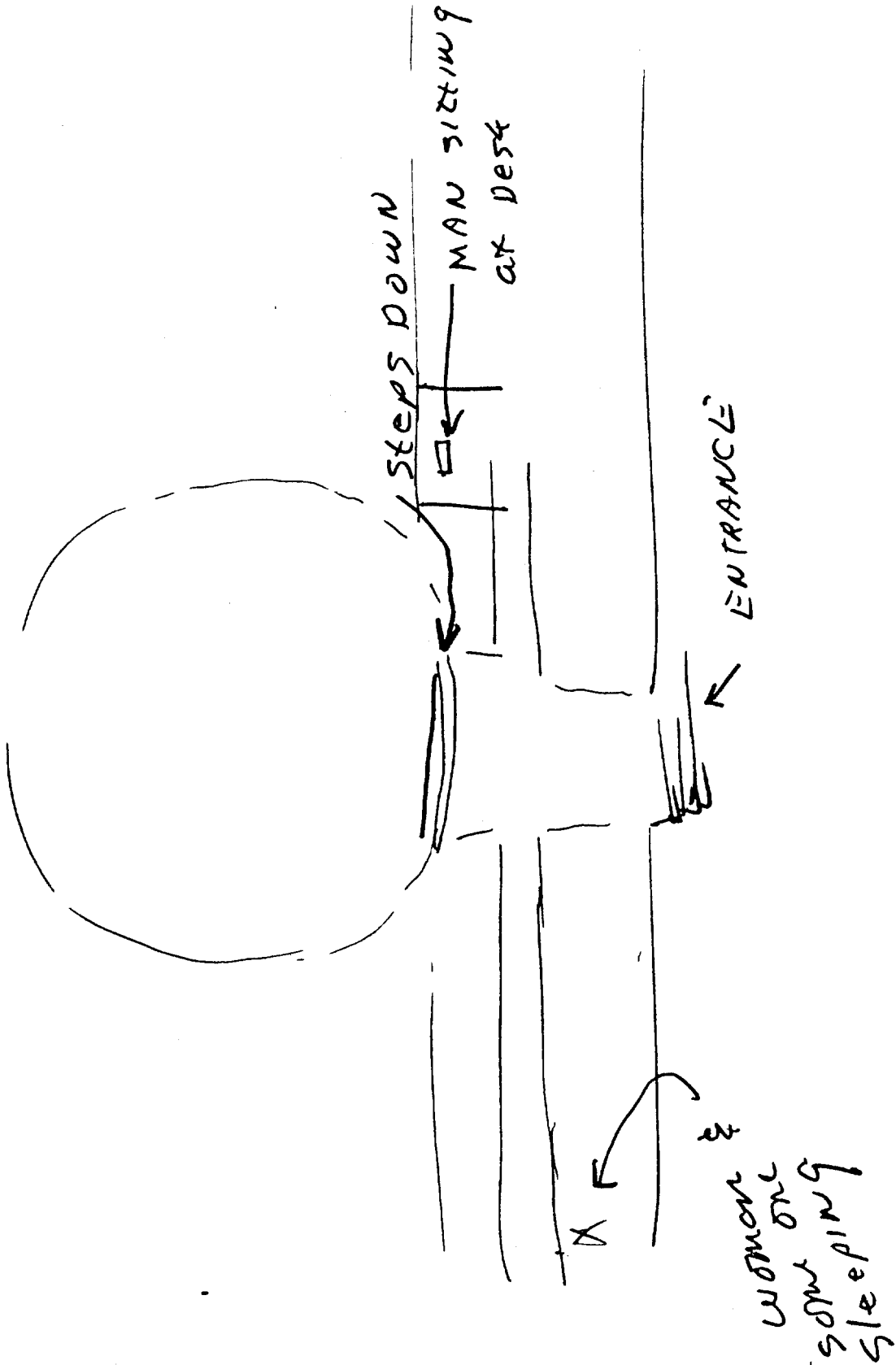
~~SECRET~~

TAB

(1)



2



TAB

TARGET CUING INFORMATION

REMOTE VIEWING (RV) SESSION CC64

1. (S) The viewer has been exposed to open source news media information, classified overhead imagery, and photographs of many of the hostage personnel.
2. (S) An area target had been selected for this viewer the day before the session. Target designation information was maintained by the Project Manager and the interviewer and viewer were not told what the target was to be. At the time of the session, the viewer was told only that a target had been selected for him and that the letter designation for this target was in the possession of the Project Manager. The viewer was asked to remote view the target that had been selected for him.

ADMIN NOTE: The viewer was unable to attain his usual state of relaxed concentration due to ambient room noise. This viewer is also experiencing personal family problems at this time (father-in-law living at home near death). The target selected for this viewer was lettered "K." This was the first time this viewer had attempted to describe Area "K."

~~SECRET~~