

~~SECRET~~

GRILL FLAME

PROJECT

SESSION REPORT

Copy 2 of 2 copies

CLASSIFIED BY: Director, F
DECLASSIFY ON: 31 Dec 99
EXTENDED BY: Director, DI/
REASON: 2-301-C (3) (6)

GRILL FLAME

~~SECRET~~

~~SECRET~~

SUMMARY ANALYSIS

REMOTE VIEWING (RV) SESSION CC23

(6 Dec 79)

1. (S) This report documents a Remote Viewing (RV) session conducted in compliance with a request from SOD, J3, OJCS, Pentagon, Washington, D.C. The purpose of the session was to provide information relevant to the hostage situation in the U.S. Embassy compound in Teheran, Iran.
2. (S) The remote viewer's impressions of the target are provided as raw intelligence data and as such have not been subjected to any intermediate analysis, evaluation or collation. Interpretation and use of the information provided is the responsibility of the requestor.
3. (S) The protocol used for this session is detailed in the document, Grill Flame Protocol, AMSAA Applied Remote Viewing Protocol (S), undated.
4. (S) Following is a transcript of the viewer's impressions during the remote viewing session. At TAB A are drawings made by the remote viewer reference his impressions of the target site. At TAB B is target cueing information provided the remote viewer.

~~SECRET~~

~~SECRET~~

TRANSCRIPT

REMOTE VIEWING (RV) SESSION CC23

South Field

TIME

#66: This will be a remote viewing session (edited for security).

PAUSE

For the past few minutes you've been studying a photograph of Iran. Focus your attention now on Area L as indicated to you in that photograph. Focus your attention now on Area L. Relax and concentrate. Concentrate solely on Area L.

PAUSE

And describe the area to me.

PAUSE

+07 #31: I . . . think I have my beacon. Its an object. Let me work for a minute.

#66: All right.

PAUSE

I . . . have . . .

PAUSE

a good feeling, I'm there.

#66: Describe the area to me.

#31: I'm right above . . . three . . . appears to be three. . . .

PAUSE

rectangular. . . . boxes, possibly the . . . the vehicles. They are in a . . . appear to be side by side. I am . . . I think I'm on the . . . hovering above the . . maybe fifty feet. The beacon object, the round thing, appears to be a reasonable distance away. . . across the narrow part. I think . . . down in one corner . . . I . . . I feel the open space. I . . . I feel . . . now I'm in the tree line. Okay. Now I'm just inside the tree line.

+10

~~SECRET~~

~~SECRET~~

#31: The . . . The three vehicles are so . . .
are not near my corner, there are maybe only
fifty feet in from my corner.

PAUSE

The ball is in the other corner in front of me.

#66: All right. Tell me more about this area.

PAUSE

#31: The open. . . area?

#66: Describe it to me.

PAUSE

#31: Let me drift over.

PAUSE

+15

I see a . . . a I was looking for . .
people. I'm a little ways . . . away from my
start point. And I had the feeling of a little
bump. . . in the ground. . . which has . . .
it has I have the feeling of
three things sticking up out of a small bump of
freshly . . . turned earth in a . . . with . . . in
a field. . . . of . . . a lawn. . . It feels . .
feels brittle. It feels . . . more like straw
.

PAUSE

For some reason, I . . . have the feeling that
there are no people in the . . middle strip of
trees. But when I said I'd been in the tree line,
I had felt there was a group of two people there.
There is a . . . I have a feeling of . . . a . .
I have a feeling of a skinny, black. . . rod with
a . . . little tip. It is . . . high, between my
knee and my waist. This thing estudes up out of
a black plate, but this does not . . . it lays on
top. I can see it. The other one I could not see.
But this one, I can see it. I feel it is maybe
fifty feet away and on an angle from the other one
that I talked about. It . . .

PAUSE

#66: Go on.

²
~~SECRET~~

PAUSE

+20 #31: I'm drifting across the lawn. . . way.

PAUSE

I . . . Now I am . . . I . . . I am . . .
a . . . I've been moved to the white. . . ball.
I am. . . on the top. I am feeling that here
is a main place of something. I . . . see all
that . . . I'm trying to.

PAUSE

I feel that this is a Near here,
I . . . see . . people near here.

PAUSE

And I had a feeling of people going in and out
of the back. A door in this place. . . which
faces the woods.

#66: Move down into the woods and tell me about the
people.

+25 #31: They . . . position I have a definite
feel for a crew weapon. . . of some kind located
at the tree line. Some, possibly . . . twenty
feet distant from the corner. Its small but . .
The feeling of a small but, . . . crew . . . sort
of weapon. No dugout, no bags, its in the open.
I likewise had the feeling when I was in the other
corner that the two people there were a team of
some kind.

PAUSE

But no emplacement. I'm drifting through this
end. Oh! And . . . I feel . . that forward
of this and to the left is maybe another group
of vehicles; but, I had a definite feeling of
wire running along the ground and . . . in the
direction of these vehicles.

#66: What's the nature of this wire?

PAUSE

#31: It is a . . . It is . . . a ignition of something,
I'm sure. I feel that. . . maybe . . the . .
vehicles are . . to be blown or to serve as . .
shields of some kind. They are a good distance

~~SECRET~~

out in the . . . fifty/sixty feet out.
I feel that its a . . . serves as a shield . . .
of some kind. The vehicles do and the cord is
the detinator or electric wiring to make some-
thing explode.

#66: All right.

PAUSE

+30

Move now slowly from Area L to Area K. Move
now slowly from Area L to Area K and describe
as you go.

PAUSE

#31: I keep getting more of these black things. And
I have a feeling for . . . every once in a while
I land on clump of dirt. I got something now . . .
Its very . . . random. I . . . feel as though they
were. . . I feel no logic to the random seating
of the things. But I have the feeling that the
things with the long black things are generally
in the middle. But that the . . . they are very
few and far between. And that somehow, they then
have put the three prong thing around the edges
and the vehicles . . . I feel, are now. . . .
are few. I don't see . . . many. I feel the
clumps of two and three at two places but . . .
I do not feel it at many more. Maybe . . .
Now I am mid-place, mid-way. I am in the middle.

#66: Is this Area K?

#31: No. I'm still going. I'm still going. I don't
have much. . . .

#66: All right. Go on. Still moving.

#31: . . . feeling for . . . I'm in the trees. I think.
Ah! I've got . . . in the . . . in the line of trees.

#66: All right.

#31: Got a . . . a . . . had a fleeting feeling that. . .
I looked for people and, of course, there are no
people here. But I had a definite feeling of
running wires in the trees on the ground. Several,
two or three wires going in the leaves. Just laying
on top of the leaves. And they go

~~SECRET~~

#31: I feel they go almost to where I started here in "L". But I had a picture of a rectangular, curved bunk stuck against the base of a tree. Facing. . the open.

All right, I'm going on.

PAUSE

I'm down . . I'm on . . .

PAUSE

I'm getting. . . I've got a . . . Its so big. Hard to . . . But I'm in the grass. I had a . . feeling of another something blocking in the corner. Have a feeling of . . . I keep seeing these thin things sticking up against a light. I keep getting these shots in many . . . many, many, many repeated shots of seeing a black stick against white background or against like the light of the sky. I'm crawling through the grass.

PAUSE

And I . . I'm . . They've got to do something. I'm . . I . . . feel fewer of the . . of the dirt. And I feel fewer of the . . . I feel . . fewer of the dirt. . . here because this place I feel . . they feel sure about this place. They can cover this place. . with weapons, so I feel they have fewer of the bumps in the dirt.

#66: Search the tree line.

#31: I'm . . .

PAUSE

All right. I'm there.

PAUSE

#66: All right. Relax and concentrate. Hold your attention. Focus on that area. Permit me to turn the tape over now. Just relax and concentrate on that area. Focus your attention on that area. Relax and concentrate.

PAUSE

TURN OVER TAPE - SIDE B

~~SECRET~~

#31: Had a . . .

#66: All right. Tell me about this area.

#31: I had a feeling here that there is . . . on this side. . . a little bit of a terrace. A little bit of a terrace. . . going off. . . to the open. And these trees are here. I do not . . I see, I do see, I had . . when I was waiting, for you, I had a . . feeling of . . . a . . . low, earthen mound. I had a feeling that there were some sort of hasty positions and under the tree at this point. Possibly only a twenty foot or thirty foot stretch. Had a feeling of one or two . . . there were people here, but not a whole bunch.

I'm going to . . go up the rest of the way now.

PAUSE

#66: Okay.

PAUSE

#31: I got a . . .

PAUSE

a . . acute. . pulling out a . . . a feeling of a . . of a high point in the . . . what . . in the corner I'm going to now. And I want to say, I keep getting a picture of a cement wall or wall of some kind or low building roof with a . . with a feeling of a . . a look down their throat place. Covering . . . Its . . . got a low round part wall around it. Something that a crew sort of weapon would just look over the top and down the . . on to the open field. Doesn't seem like its super high. But anyway, I had a feeling that there were two. One, down on the right and off of this thing and one up on top of this thing. And they were . . a . . at least one major thing to cover this area. Like a keystone. Some sort of a wall thing and its light in . . . my imagery it keeps coming through light.

PAUSE

~~SECRET~~

#31: And its in that far corner. And . . .
its . . . Let me see.

PAUSE

Oh boy. I don't know how you get a Charlie Horse.

PAUSE

#66: Do you think you're ready to draw some of
those things you've shown us now? That you've
seen?

#31: Well, I'm trying to figure out this last thing
before I lose it.

#66: Okay.

#31: I have a feeling that this thing. . . It shows
light. It shows light, but it . . . And I got
the gun in the corner and another gun off on the
side, but I did not have. . . I have a feeling
that the wall though is longer and is not just
a little thing. But that the gun sits in the
corner of a somewhat longer wall but maybe only
forty feet. Its ramparted around it, I mean its
got a wall around it. Its flat. I keep pulling
out a cement base, like what would be a flat top
roof. But its low, its only . . maybe ten feet
up. Just enough elevation to look out on the
field. Its not like a high rooftop.

#66: Okay.

PAUSE

#31: I don't know what happened, suddenly, I felt
like I had . . . Oh! I know what it was. I
was low-crawling across the field. Have you
ever tried to swim in grass? Ha ha. Jesus. I
was scared out there. I felt like I was out in
the middle of . . . Ha ha ha. I felt like I was
out in the middle of . . I was doing the night
walk, Sucker. Ha ha ha ha . I was walking
around on my hands and knees in the grass. Ha ha.

#66: As in Infantry training when you proceed very
cautiously?

~~SECRET~~

#31: That's right. Man, I was keeping a low profile. Aint nobody gonna ketch me against the skyline. Ha ha ha .

PAUSE

#66: That's interesting you come back with that feeling now.

#31: Well, when I said, I'm in the grass, I meant I was in the grass. I wasn't walking in it. I was swimming through it, like this.

#66: Okay.

PAUSE

#31: I want to do this while I was thinking about it. These things were bigger, their thicker.

#66: Okay, the object that you've drawn here, where did you see that?

#31: These are the ones that are just sitting on top of the ground. . . was the feeling I had.

#66: Have you ever seen anything like that before?

#31: Yeah, I have.

PAUSE

But, yeah. I have. They're . . . The feeling that I have . . . Well, I'm sure. . I'm sure of what they are. But I didn't try . . I tried not to think about what they were when I was doing. The hints in my description of them was very. . was a very feature type and not a purpose function. type. But now that the session is over, what I feel they are. . . they are not command denitated. That's a tilt bar rod on the top. Okay. That's what I feel it is. And I had two types of feelings. Now, I don't know which one is which, but one - Oh and there's a little thing on it like that. That is a tilt bar. Not an antenna. The bar is pushed over and it detinates your mine. Its an anti-tank thing.

#66: Um hm.

PAUSE

~~SECRET~~

Approved For Release 2000/08/07 : CIA-RDP96-00788R000800170001-6

#66: Its an anti-tank mine?

#31: Anti-tank mine, right.

PAUSE

And they can either be buried or, you know, . . . But I mean, hasty, hasty seeding of this type thing; if you've got a canalized area or something where it doesn't matter if they're buried or not, you just lay them out. Okay. Because they cause just as much trouble. If you have a place where somebody could sneak by it if they knew it was there, then you'd dig it in, you know, try to camouflauge it. I had two kinds of feelings. I had the feeling of that the top of that thing . . . that the rod was about that thick, pencil thickness. Okay, a regular lead pencil, number 2. Thickness. And that it was in fact round and that it had some kind of a top on it. But then, at another point in time, I had another feeling. Okay. I had another flick. You know what a Perk 25, a whip antenna looks like on a Perk 25? You know its sort of concave. And its maybe about 5/8's of an inch wide and it'll bend any place if you . .

#66: Its like a tape measure, and it comes out . . .

#31: Yeah, like a tape measure. I had a feeling of a shape like that as well associated with it.

#66: Um hm.

#31: So, . . this height is - what'd I say, - its about like that. I was trying to stand next to one and the thing was about . . . three feet. No, not three feet. Yeah, maybe three feet because I'm just under five, just under six feet. So, a little. . . like thirty inches. No. Thirty-four inches, okay. And I'll draw the other thing on this. And that is . . Okay, a feeling of this concave. Concave thing. Okay. As being maybe an alternate. Okay, but the sucker is about 34 inches high off the ground. They're just seeded, they're just laying on the top. Okay and I'll draw a little arrow here. And this thing was black or its dark, dull.

PAUSE

9

~~SECRET~~

Approved For Release 2000/08/07 : CIA-RDP96-00788R000800170001-6

~~SECRET~~

#31: Dull color. I won't say its black. Dull, shiney-less color.

PAUSE

All right. I wanted to draw that one. That's Nubmer One.

Number Two. The reason I'm doing these is because I like . . . that way I can refer them when I do the other sketches. Okay. Number 2, I just had a feeling for . . . okay, just a . . . how do I describe it. Okay, here's . . . here's . . . the grass out here right. Here's the grass. Okay. But I had a feeling for a place in the grass area that was newly or freshly turned, okay, like this. And that. Okay. But this, Number One, sits on top of the group. Just laying out there in front of God and everybody. And this is newly turned soil. Or, you know, soil, turned soil.

PAUSE

God knows where they got all this shit.

#66: Newly turned soil or a mound with three things sticking up

#31: Right, with three things sticking up out of the center of it. Okay. In a grassy. . . Surrounded by grass. You know, like if you go out in your back yard, you're going to plant a tree. Boom - you end up with a tree sticking out of a pile of dirt surrounded by grass. Okay. Irregular. Okay. And one case, in one instance, I had the feeling even that I could see where. . . when the ground had been dug up where they . . . where the dirt had been layed on top of the grass and then had been filled back in. You know, it was like it was a mound and then there was dirt - brownish blot over on the side. Okay.

#66: Okay.

#31: Okay. Where I came down . . . was here in this corner and up here was that thing which I was referring to as my beacon.

#66: The thing with the round ball?

~~SECRET~~

#31: Yeah, I think that's . . . That was up there.
It was across the field from me. Here, . . .
I had the feeling of three vehicles like sitting
in this corner.

PAUSE

But . . . and I was looking at them. Where did
I see that? Okay, I had the feeling that the
. . . The first place that I saw the bump. The
first thing I saw was actually Number 2, okay.
The turned soil thing was somewhere in here.

PAUSE

Okay. Somewhere around those vehicles or those
whatever they are. I hopped over here into the
woods or the edge of the woods and when I . . .
when I . . . blinked over there and I had the feeling
that I had two people. . . in there, okay.

PAUSE

All right. And they were like sitting on, sitting
down. You know, they were just sort of like . . .
sitting on the ground, you know. All right.
You started me off and I was bopping out this way.
Okay. And about out in here is where I came
to a thing of Sketch Number 1, okay. I had the
feeling that the Number 1's were located in the
center. This was afterwards. I got this feeling
that the Number One's were located around in the
center and that the Number Two's were along the
sides. All right.

Okay, that was later. So I bopped out into the
center and I saw, I think only one of each as I
was going along and for some reason I magically
bopped over to where the beacon was, the round
thing was.

PAUSE

#66: Okay, write down on this page, this is what you
perceived to be Area L?

#31: Yes. I think this is Area L.

#66: Okay.

#31: I'll write it down here.

~~SECRET~~

#66: Page Number 3.

#31: Right. Okay.

PAUSE

I didn't get any other feeling for
I was . . . When I was here in the trees I had
the vague feeling that this line here on the
bottom of Sketch 3 was vacant. But I didn't
get into it. But I just had the feeling that
it would be preposterous for them to put people
there and that it was preposterous for them to
put people there. I just had this matter of
fact feeling that there was nobody in there.
Okay.

#66: Now where was it you saw the crew weapons and
the people? By your beacon?

#31: Okay, that's up here. That's the feeling I had
up here.

I'll just continue using 3 for that because. .
Okay, the next part of the transcript then is I
moved up here and the feeling I had was that out
in front of or just to the side of this was another
group of two or three vehicles. Okay. That . .
there were. . okay, what am I doing? Pencil
. . I'm putting in things and Ink is fixed things.
Okay. I guess, I don't know if there's any code
to this or not. But okay. I had the feeling that
there was a crew served weapon - small like an old
30 caliber, but its a tri-pod type thing. Its not
a bi-pod. I had the feeling the thing sat up on
legs. Okay, I'll draw a little inset.

PAUSE

Its going to be very rough. But I had. . to get
the idea across of the tri-pod thing instead of
like we're used to having, bi-pod type stuff. I
really had the feeling it was. it was . . . you
know, an upright legged type of . . . piece of
equipment there. And two people. More trees
behind. Actually the trees are behind that.
I put that in the wrong place. Okay, then I had
a door in there and I had the idea of people
coming and going. . . in there, okay.

~~SECRET~~

~~SECRET~~

#31: Now, . . . Oh, that's also where I had the feeling of the wire. I had the feeling that there was a piece of. . . there was a strand of electrical wire that ran out across the field into these things. Something. Like the vehicles might be being used or the bumps whatever they are, that I saw, might be being used for a shield or they might be carrying explosives themselves. They might be positioned and a wire running to them. Or that they might be a shield for the crew in the . . you know, in the gun. Okay, something, because, well, just thinking of things like claymore mines and everything, there's a hell of a back blast on it. Hopeful, you know, I would presume they were at least smart enough to know that. So, we don't . . you know, so they wouldn't get themselves caught with, you know, pointing a bazooka the wrong way.

PAUSE

Anyway, I had this definite feeling of wire. . . wire . . . It was more dim, it was more like TV wire. It was flat. A flat piece of wire. I'll just draw a little - flat and its black. Flat, black wire, you know, like television. antenna lead wire looks like, its flat?

#66: Um hm.

#31: And its not just some little old thing. Its not WD-1, its not this kind of stuff, its flatter. More to it as well, you know, like its heavier stuff. I don't think it was like electrical cable. I didn't get the feeling it was like super cable. Like for lights or anything like that. I had the feeling it was . . it was more . . it was less than a cable, okay. Anyway, it runs out of the wood line here. Then where did I go?

PAUSE

Didn't have anybody up top or anything. I didn't catch anybody on the sides.

That's about it there. People coming and going in the bottom. At least one. I saw at least one go into the . . square thing and under that. Through a door that enters on to the woods. Its not a door . . I didn't feel that there was a door that's out on this field. I felt that the door points back into the woods. To the left of it some 25 feet. . were the crew serve weapon. Out

~~SECRET~~

in front of the crew serve weapon were these bulges, these dark humps that I perceived to be the vehicles. Two or three. I'll draw in another one with a dotted line. May be two or three. And with a line like in the darkness. When the wire runs out on the ground, you know, you can . . . you know, it generally goes that way, but you know, you lose it after about ten feet. You know, you can't see it any more but it looked like it was going that way. That's the kind of a feeling with this wire. Okay, so from there I was coming across like this and as I was transiting back in this direction to go to Area K, . . . K?

#66: Um hm.

#31: L. . . Yeah, Area K, . . . I had more . . . This is when I got the real feeling that the Number 1 . . . there were more of the Number 1's because I had a feeling . . . that I had a number, I passed another Number 2 20-25 feet out of the tree line, okay. As I was going along.

PAUSE

But that as I got farther out into the center of this thing the Number 1. . . It became apparent that the . . . the mounds. . . there were no more turned mounds, but what they had were Number 1's just sitting on top of the ground, okay.

PAUSE

And I will just throw. . . All I saw was just like two or three but I could just get the feeling from the density. I wasn't seeing any more dirt. I was just seeing these things. And there's . . . there's more, you know, I'm sure that there are more. But, anyway, from this . . . what I have is this pattern. I'll draw in, in the green line. That's not green. That's a green pencil but it aint green lead. I'll use a green line to show sort of the idea for the pattern of using these things or way they've laid . . . sown. . . seeded these things, okay.

PAUSE

Okay. What now? I suppose I can include this also as well, I can include the feeling I had for wire in here.

#66: When you say wire, you are talking about electrical wire as opposed to concertina wire?

#31: Yeah. Right. This stuff.

#66: Okay.

#31: Okay.

PAUSE

All right. Well let me give you this. In the . . . okay, here in the bottom, I want to show you what they've done there. I had the . . . when I got in on the tree line on the bottom of three, I'm going to four now. I got into the tree line on the bottom of three, I had this feeling of okay, trees. Possibly a double. Felt, yeah I felt a double row of trees. Even. But I don't know if that's on there or not, but anyway, I felt that in the double row of trees like this . . . that what they had done is I had the feeling of these wires. And that what they had done is they had laid the . . . what we would refer to as the claymore type shape mine and that was . . . that was good. . the wire and everything - that was good. No sweat about that. The wire as well as this image. I had the image of this thing - the tree trunk and the sucker slapped right up against the base of the tree trunk. Okay. So that when it detonated, the tree would go but it would cut the back blast. The tree would absorb the back blast. You know, a claymore's effective without a backstop. But anyway, they had back-stopped them against these tree trunks. Okay.

PAUSE

Interesting thing though, they were awful low. They were like almost at ground level. They seemed like they were only like maybe six inches above ground level. The first place they could get a level, a level place for the . . . where the for the mine or whatever this funny thing is to be slapped against the trunk of a tree.

PAUSE

And all . . . I had the feeling of just two of them. I had just the two wires. Okay. That's all. Going . . . maybe servicing in different directions, maybe not.

~~SECRET~~

But the idea or the concept of the . . of the curved metal. . . the curved metal plates stuck against the bases of trees is . . you know, it was valid imagery. I saw that.

And as well as that I see the two wires.

PAUSE

Okay and this is leaves, you know, leaves and everything and the wires are just laying on top of the ground. Everybody can see them.

Okay, so let me put you in perspective here. This is . . . What is this one that I'm working on? Area L. And that's to Area K? K. All right.

PAUSE

Area K. All right. I swam out of Area K. Ha ha. I swam out of the tree line. I felt. . I really felt like I was out in the middle of . . you know, I was high stepping through a free-fire zone is what the hell I was doing. Because I felt like I was just . . you know you get this itch in the back of your neck? That's just the way I felt. I was itching all the way across that one.

PAUSE

Okay. I'll just draw you a top with this as well.

PAUSE

#66: Where did you start this area here?

#31: Well, I continued the area - the arrow. See the arrow here off of 3? Right about in the center, I saw . . . center of the, what do you want to call it? I went right across, right about through. . in the center, right through the tree lines, because I was . . .

#66: Okay.

#31: . . I was walking . . I was out in the open of L then I winked to the tree line and saw the cord on the ground or det cord, det cord or whatever and the things placed against the bases of the trees. And that was it. And then I got down on my hands and knees and I started to crawl along into K. Okay.

~~SECRET~~

~~SECRET~~

PAUSE

#31: Okay, so I'm like I entered here. Okay, right about here. Where the "X" is. I was going in that direction. All right, I had the feeling . . . no sooner did I break the tree line, looking to the right, I had the feeling that there was a group of . . . bumps. Okay. Maybe cars, maybe not. A group of good-sized things off in the darkness. Okay. Two maybe three of them again. I came on it and the first feeling that I had was that there were fewer. . . that they were sure of this place. You know, and that they needed. . . they did not have so many mines out. They did not have so much . . . anti-personnel type mines out, okay. So anyway, I swam through the grass, low crawled, whatever you want, did the Australian Crawl. . . out to about here. Okay, I had the feeling of Number 1's - okay - along the route. I did not have any feeling of Number 2's along the route. Okay. And if the theory of "L" had held true I should have . . . I should have picked up anti-personnel mines along the margin.

PAUSE

Okay, but I picked up none along the margin of the area. All I picked up were these big honkers that were Number 1's. And I got a number of clear, repetitive images, like against a skyline of this pencil sticking up. You know, it was just . . . just like day, like somebody. . . you're walking through the woods and you break the skyline and the guy behind you is your RTO and you see this thing just stick . . . you know, just moving right across the light - the ambient light of the skyline, okay. I was just having these feelings. You know, of just four or five flashes of this stuff sticking up. All right.

That was it.

PAUSE

All right, from there. I just . . . For a peculiar reason, I just moved immediately over here. . . into the tree line again. Only the left tree line. This is Area K.

#66: Where you are writing will come out on the binder.

~~SECRET~~

Approved For Release 2000/08/07 : CIA-RDP96-00788R000800170001-6

#31: Okay, let me write it lower then. I'll write it inside.

#66: Okay.

#31: All right.

PAUSE

Came out over here. All right. Here, I had the feeling of some hasty positions. Dirt scratched up or scuffed up and I also had the feeling that the edge of the field itself lent itself to a hasty position. That it burmed off. Okay, that the field burmed off into the tree line a little bit. Not much. But like maybe a three foot drop okay, over a period of maybe 6-8 linear feet all right. Horizontal feet. And so this burm had sort of been used in a certain stretch of only 20 or 25 feet to build a . . . to put up a little bit more of burm, I saw turned dirt in a row and I had the feeling that there were people there. They weren't in and ready for action, they were sitting around smoking and joking. But that there was scraped dirt in there - in under the trees and that had been piled up. . . in a long row. Okay.

#66: All right.

#31: I'll call that 20 to 25 feet. And I'll say a few people. Hasty . . .

#66: And what weaponry did you see here?

#31: I did not see any actual weaponry there, all right?

#66: Okay.

#31: I didn't get a feeling for automatic crew serve weapons or anything, really. I had more rifle pit feeling. I didn't see any special places or areas or anything else, I felt more like a rifle pit firing line type of a situation. I didn't. . . didn't get attracted. But all this while, if you notice I'm working towards one corner. All the while, from the minute I entered Area K, I wanted to get to the upper left hand corner there because I . . . felt that that was the important area of the thing.

18

~~SECRET~~

Approved For Release 2000/08/07 : CIA-RDP96-00788R000800170001-6

~~SECRET~~

#66: Okay.

#31: That that's where all the pee was going to come out from, okay. And they had all their aces stacked up in that corner. That's why they didn't have to worry about anti-personnel mines in this area and everything because they really had fire power there, you know. All the time I was moving this way. All right.

PAUSE

Now what do I say? Okay. There is something in that corner. I don't know if its on the . . . that or not. I had a . . . What I described was. . . Hmm? What?

#6.5: I said an aircraft carrier.

#31: Oh, Ha ha.

#6.5: (Not audible).

PAUSE

#31: I'll just write See Sketch 5, here. See Sketch 6. Because there's no way to do it justice.

#66: Okay, so what you're gonna draw in 6 is what you saw to be up in the right . . .

#31: Yeah, right in that area, okay.

#66: Okay.

#31: 'Cause there is something there and I don't know what the hell. All right. I had the feeling of a low wall. When I first looked at it, it looked like a low platform of some kind.

Okay.

PAUSE

All right.

#66: At one time you said you thought it was a side of a building but then it didn't make sense 'cause it wasn't high enough?

~~SECRET~~

#31: Um hm. Right. It appeared. . . Right. Absolutely. It was like the damn thing was only eight feet at the max high. Maybe six feet. Okay. It was like just above my head level. Okay. You know, if like you were to . . . just put yourself up high enough so you could see everything but you're not really up high. You could just put yourself up high enough so you can see everything. All right. And the woods are right here in the foreground.

PAUSE

Okay. Here's the foreground trees and everything. Okay. Its like I'm looking through the tree here. Anyway, right off the corner of this sucker, this tree here - that's not a good picture, screw it.

Let me draw the tree first, then I'll draw what the hell I'm trying to do. Okay, there's a tree there, tree back there like that. Okay.

PAUSE

I don't know how far back the damn thing goes. And here is this feeling of a burm. Okay, I was telling you there was a little burm. I had the feeling that the ground tapers off here on this edge. Okay, and it tapers off all the way down. Okay, but there's something there. . . on this end of it and under the tree its like its covered over with trees, because the trees come right along the side of this thing, is a crew serve weapon. I had a definite feeling that there were two at this position. One on the ground. Okay, and one on top. Maybe 25 feet from each other. All right. Now, I don't know where this thing came from. Where it is or what it is.

PAUSE

From the top. In the upper right hand corner of the top, I'll do the rest of it. Okay.

PAUSE

There is a little wall around it. Not much. The weapon sits in there. Overtop of the wall. All right. I'm just drawing it in. I don't know what kind of a weapon it is. Its something. There's two guys up there. All right. Now. Here, if you can get the feeling for overhanging foilage, okay, there's overhanging foilage here because

~~SECRET~~

its right along the edge of that tree line. And down here as though you were looking through this tree is where the other one is. Okay. It sits down on the ground.

PAUSE

I had the feeling that this thing. . . that the one weapon is sitting on is maybe - what did I say in the session, 30 feet long? 25 or 30 feet long.

PAUSE

Okay.

PAUSE

#66: And that from this position, they somehow overlook?

#31: Yeah. This is there. . . This is the thing the strategic point, I had the feeling. Its the main fire point. Okay.

#66: How about putting a dotted line at an angle across that page so we can separate those two images one from the other.

PAUSE

#31: Okay. This is an aerial.

PAUSE

Horizontal . . . what do you call that when you have Terrace. Its a small terrace along here.

PAUSE

Okay, small terrace comes along this wall of the place. In other words, the small terrace would go right up the tree line. Its as though the trees grow up and out of the ground but the terrace goes across the trees, you know, so it looks like if you didn't . . . Like I was drifting. I was saying Jesus Christ, I'm on the side of a hill. You know, this sucker's 20 feet deep down here and I was saying No, now wait a minute, it isn't 20 feet deep, its only, Oh, it looks like its

~~SECRET~~

only maybe a four or five foot drop slowing tapering off. But I . . . the idea of it was the tree's growing at an angle to the side of the hill. Okay, you get what I'm feeling now?

#66: Sure.

#31: Okay.

#66: Sure.

#31: Okay.

PAUSE

That position or whatever it is. The top of a structure or building or a wall that they've moved in behind or something like that to use,

TURN OVER TAPE - SIDE C

#31: Okay, I . . . this place. . . had the feeling that it was . . . At least on the one side it was in under overhanging foilage. I had the feeling that it was light in that I could discern it and I could make it out in the darkness.

PAUSE

That, like it could be . . . no, as a matter . . . I'm sure that its some sort of a roof type thing because the . . . where the guns are positioned it feels as though that too is a cement deck. It . . . It felt like it was a cement deck. They are not sitting in dirt. They're sitting on something which is three dimensional. Its not behind something which is two dimensional. Its as though they're sitting on top of something that's three dimensional. Its as though they're sitting on top of something that's three dimensional. And I also had the feeling that at times, if I let . . . if I just sort of drifted, I felt like maybe if I drifted in time I could see another three or four or five people up behind this wall without crew serve weapons, but like other people coming in and leaning, sleeping against the wall or leaning back against it like this. Lounging around. But when I was there, there was nobody there. Except the crew. I had the crew there.

~~SECRET~~

But if I had let myself drift in time, which I think I did, I had the impression that other people did come here. You know. All right. And I'll just do another thing. As though its a cross section here.

#66: Okay.

PAUSE

#31: That's a question mark. I just don't know how long the thing is.

PAUSE

Proportion, proportion thing #31, its not a big thing.

PAUSE

Okay.

PAUSE

With a tree there. You know.

PAUSE

And the other gun is right down there. Okay.

That's about all I can do.

PAUSE

I will - All right, I'll put it in.

PAUSE

Okay, like that. That's the feeling that I had. That if anything was going to happen that four or five other dudes would come out and would come along this wall and lay down and they'd do their thing right there. Okay.

That's about it.

PAUSE

But like I said, where the hell that place is I don't know. No idea. I mean, its in that quadron, I have no doubt about that. And I

~~SECRET~~

was putting it right at the edge of the woods there. But other than that, that's it.

#66: Do you have any questions as you're going through the drawings?

#6.5: A lot of questions.

#66: All right.

#6.5: Just take them back in order, okay?

#31: Um hm.

#6.5: Okay, I missed. . I missed the first part of this (not audible) these are sticking into the ground?

#31: No. They're resting on top of the ground.

#6.5: Okay.

#31: They're seeded on top; they're resting on top of the grass.

#6.5: Okay.

#31: They're in plain view. You can drive around them, you can see them, you can walk around them.

#66: Drawing Number 1.

#6.5: Okay.

#31: There are two shots at that. One I had the feeling of a pencil rod was my first impression and then I had a fleeting thing of thing of like a Pert-25 with antenna. You know, small curve piece of plastic, metal or something that would bend. Okay. All right. That's that.

#6.5: And that's what you refer to as Number One's?

#31: Number One's throughout the sketch, yes.

#6.5: So these are, this whole area is seeded with Number One's?

#31: Yes, I had the feeling that the Number 2's were being used around the margins and the periphery and that the Number One's were being used in the center.

~~SECRET~~

#6.5: Um hm. Um hm.

#31: And that you would not find Number 2's in the center.

#6.5: The Number 2's, are they over in here?

#31: I don't know.

#6.5: You don't know.

#31: I . . . I . . . you know. Extrapolated enough by saying that, I think. It was just an impression. But the 2's. . . I did not see 2's around the margins. I felt that that was their strategy. Put 2's around them, the margins.

#6.5: The guards are here? Some other people up here?

#31: Yes.

#6.5: You don't know about anybody (not audible)?

#31: No. These dotted lines are my track.

#6.5: I understand.

#31: Okay, so I did not get down in there.

#6.5: Then, if you walk through here, you come across what may be mines against the trees?

#31: Yes. That looks this way.

#6.5: Coming through here.

#31: Yes, as though its like this, okay. Here are the trees which are here at the bottom of 3. Pointing into Area L, I felt that that is what they had - I saw these plates resting against the bases of trees.

#6.5: Um hm.

#31: I didn't call them claymore in the session. They reminded me very much of claymores. And I had this like fleeting image of . . . of detonation and trees falling down. Okay, that type of a feeling.

#6.5: Okay. I want to make sure though that that area is someplace in this general area.

#31: Yeah.

~~SECRET~~

~~SECRET~~

#6.5: Its not someplace along this track. Its someplace right here.

#31: Yeah.

#6.5: Basically speaking.

#31: Right. Now I'm not saying that there's none at either end. They are where I penetrated the tree line which is just about in the middle from the way I feel. About in the middle point.

#6.5: Yeah.

#31: Okay?

#6.5: Okay. I just wanted to make sure.

#31: Sure. Now this is of course, this is the reverse of this. This looks this way.

#6.5: Yeah, I know (not audible). Okay, fine. And then again, you've got some more of these in this area here.

#31: Yeah.

#6.5: Throughout this area did you sense, or just on this track?

#31: That I'm not too sure of. When I got into Area K, I suddenly had this impression that I want find any here. I did see the One's. I did see the Number 1's. But I had the impression that I won't find any piles of dirt here. And I couldn't figure out why I wouldn't find any, but I just knew that I wouldn't find any there. And I didn't see any, okay. But as I progressed through it, I began to get this sensation that the reason I wouldn't find any there is because they figured that they had it pretty well covered.

#6.5: Um hm.

#31: Okay?

#6.5: Um hm.

#31: With fire. As opposed as to having to rely more heavily on any personnel mines and anything, they figured they had it more heavily covered with live fire. Okay. So, I did see One's. I did

~~SECRET~~

~~SECRET~~

have a . . . As soon as I penetrated the tree line or broke the tree lining, started low crawling out, swimming through the grass into Area K, I got a large number of skyline shots of these pencil things sticking up. . out of the darkness into the ambient light, right.

#6.5: Um hm.

#31: But I did not get any feeling for mounds of earth, freshly turned mounds of earth like I had before.

#6.5: You didn't notice anything else on the ground then? As you came through the area?

#31: No. No.

#6.5: Okay. Any wiring in this woods like there was on the other side?

#31: Well, that is the same woods.

#6.5: Okay.

#31: See. That is the same woods there. Inbetween the trees is where this wiring runs but they're not like here in "L" where I had a feeling that wire ran out to vehicles? I didn't have anything like that. I didn't see a wire running out in . . . on the ground.

#6.5: So that wiring is still there?

#31: Yeah. Its in here.

#6.5: You didn't sense any people on that side of the . . . ?

#31: No. I did not. And, again, I had this, sort of this matter of fact feeling of Well, I won't find any there.

#6.5: Yeah.

#31: You know, and after it all started to fall together, it became more and more logical why I wouldn't find anybody there. You know. The reason its because its a killing zone. Its right inbetween two lines of fire. So they are not going to put any of their own people out there.

~~SECRET~~

~~SECRET~~

I had the feeling that these vehicles apparently randomly moved may have something to do with where they've got their folks. Just an odd shot, I had the feeling . . . you notice here, I had vehicles in this corner and here I had vehicles in that corner. Okay, when you put these two suckers together like this, well overlap them so that they fit, okay, what do we, I have some feeling that they are being used as like blockades.

#6.5: Um hm.

#31: As cover for their own people maybe. Now up here, that theory doesn't apply because I have this wire running out to a bunch of them. They might be used to carry explosives. But here, and here, you notice how these two fit in opposite corners. And there's a dude sitting right over here. And I was just . . . I had this weird feeling that possibly they were dumb enough to try to use vehicles lined up to block fire coming from another, you know, from another quadron of the kill zone. Instead of keeping all their dudes on one side like they should, that they'd put them out in the line of fire and then park cars around them. You know, but see how they fit?

#6.5: Um hm.

PAUSE

This gun here, going back to this gun here which is Sketch 3, there's a gun in there, which way is that oriented?

#31: That's out into the . . . that's out into this.

#6.5: Oriented back out that way?

#31: Yeah. Now this is Area L now, remember?

#6.5: I understand, that's why I said back on Page 3.

#31: Yes. Yes. Its oriented into the center, into the kill zone in Area L.

#6.5: Okay. I don't want to be the guy down here. I don't care if you've got trees there or not.

#31: Ha ha. Yeah, that's right. That's what's really weird to me is that what did fall together means that we've got a slip-shod operation going down.

~~SECRET~~

~~SECRET~~

Approved For Release 2000/08/07 : CIA-RDP96-00788R000800170001-6

#6.5: Two people, haste position. All right once you got over in this thing here, this corner where you saw the two guns, you never got back over in here?

#31: No, I did not. That's about the time I petered out. I started getting a body cramp.

#6.5: Okay.

#31: And then it started to break my focus.

#6.5: Um hm. Okay. Good. I understand that one.

#31: You do?

#6.5: No questions.

#31: And this one?

#6.5: Yes.

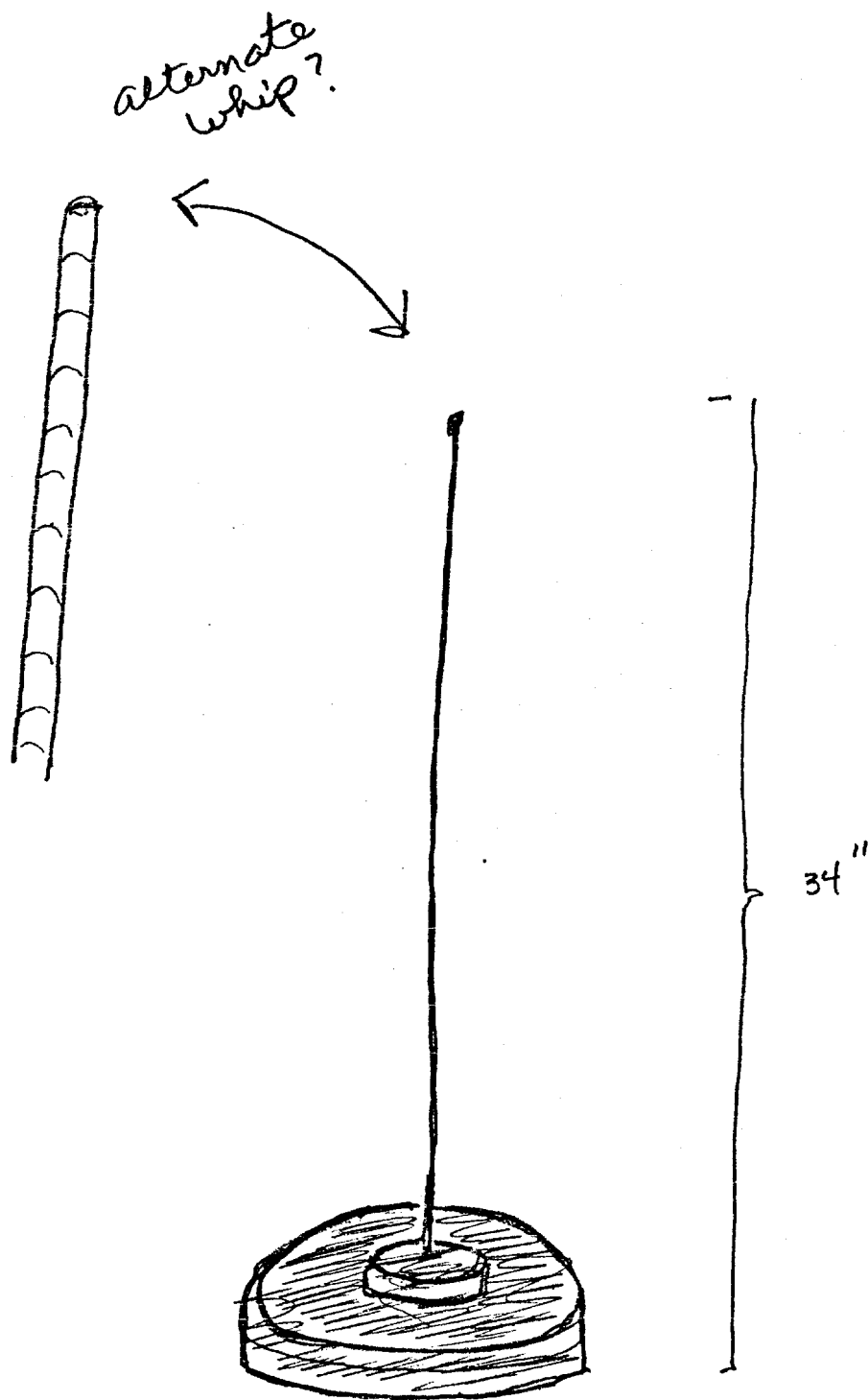
#31: Okay.

#6.5: Okay.

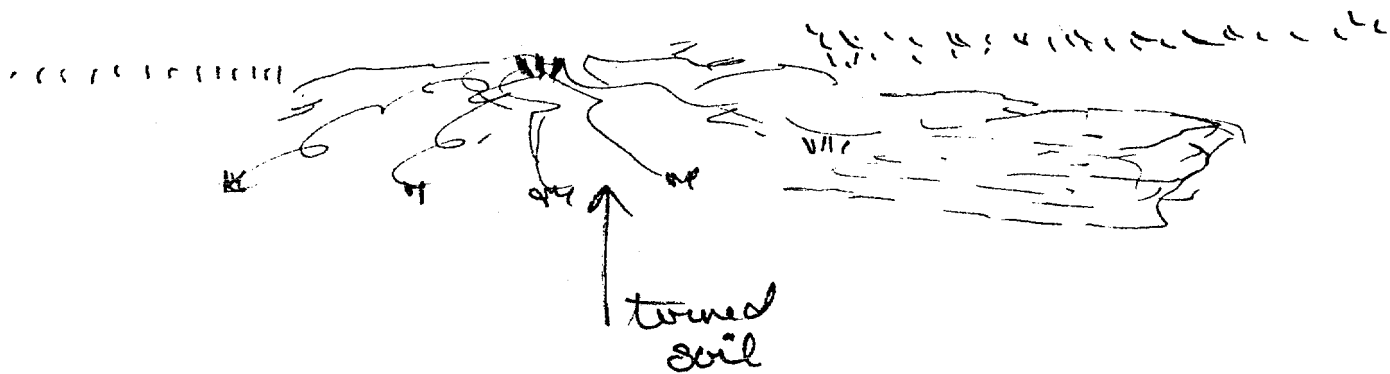
~~SECRET~~

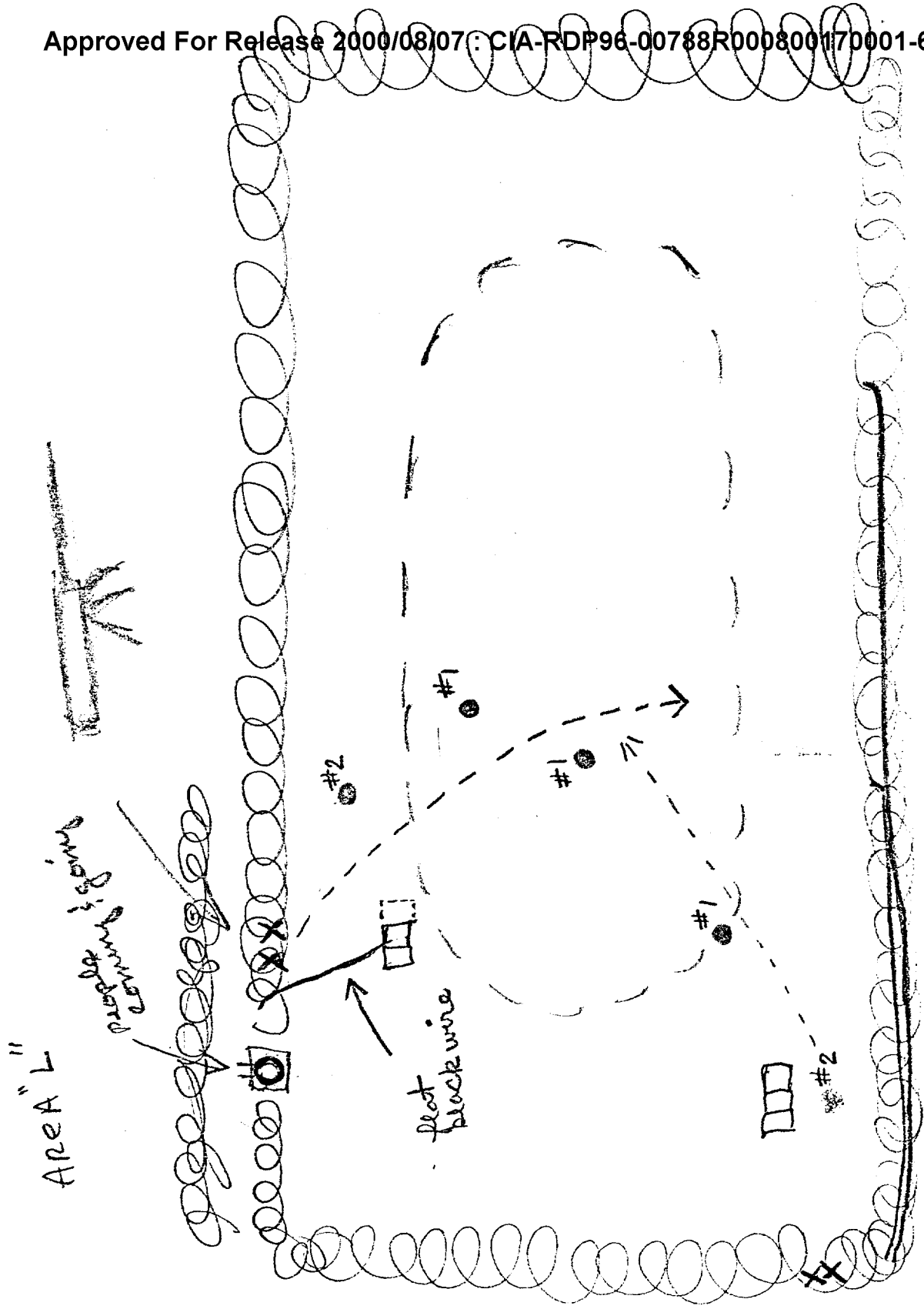
Approved For Release 2000/08/07 : CIA-RDP96-00788R000800170001-6

TAB

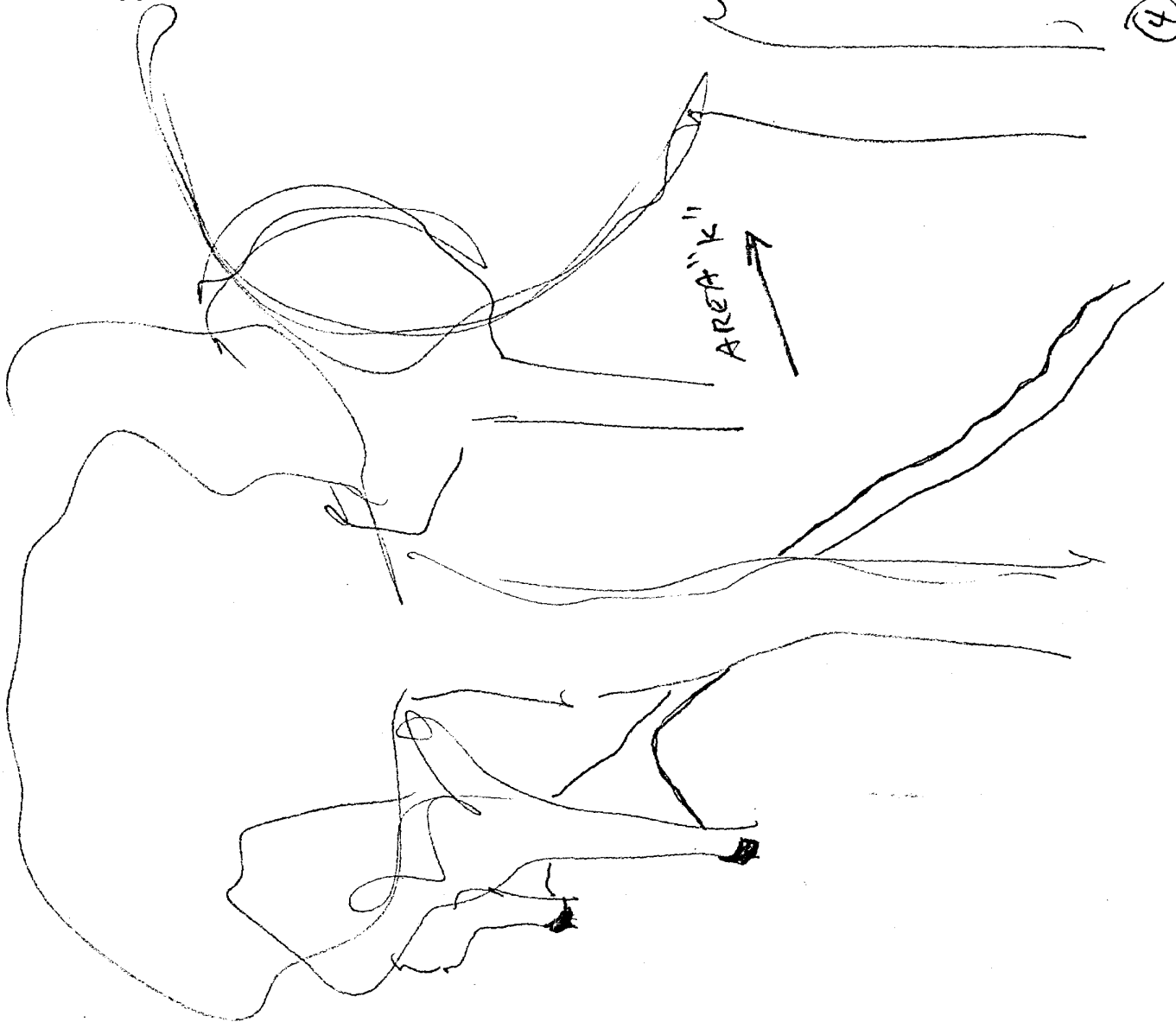


①





(4)




AREA "K" →

→
AREA "L"

5

AREA "K"



See sketch
#6

position
few
people
to stay

#6

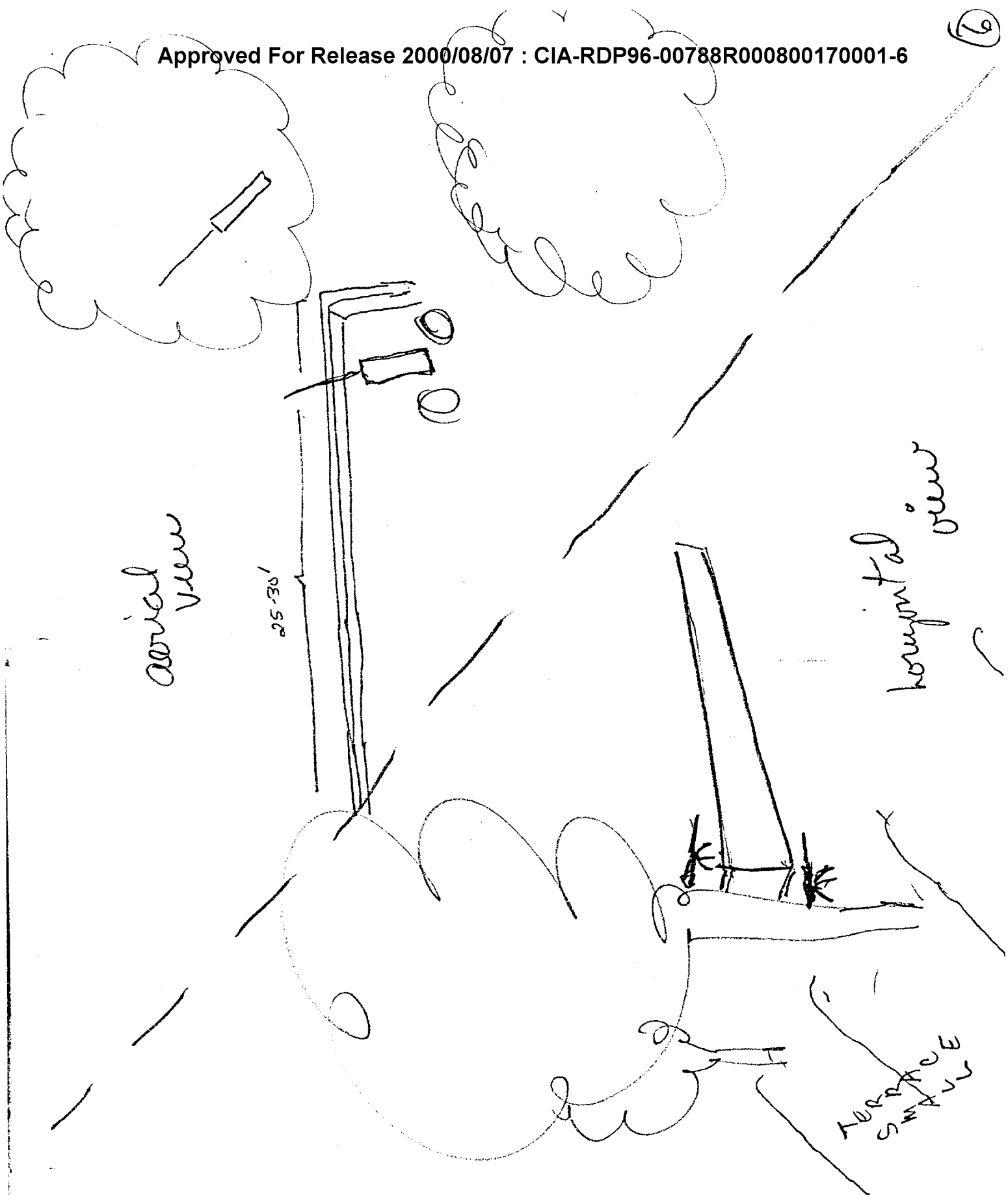
(6)

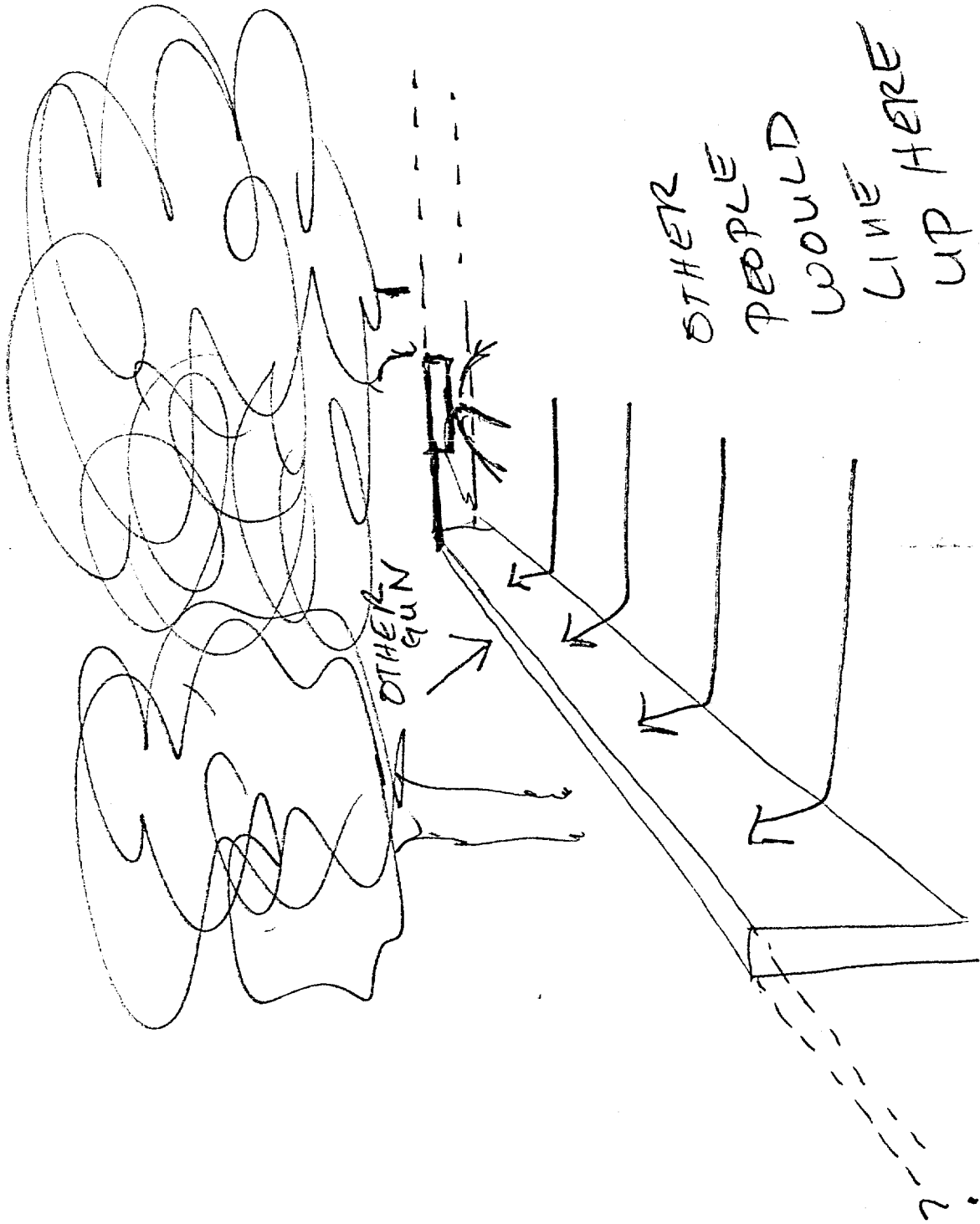
airial
view

25-30'

horizontal
beam

TERRACE
SWAY





TAB

~~SECRET~~

TARGET CUING INFORMATION

REMOTE VIEWING (RV) SESSION CC 23

1. (S) The viewer has been exposed to open source news media information as well as classified overhead imagery. He knew he would be working against the hostage situation in Iran.
2. (S) At the time of the session the viewer was shown overhead imagery of the US Embassy compound in Teheran, Iran. The imagery is not included herein due to its classification.

~~SECRET~~