

~~SECRET~~

INSCOM
GRILL FLAME
PROGRAM

SESSION REPORT

NOT RELEASABLE TO FOREIGN NATIONALS

~~SECRET~~

ORCON

CLASSIFIED BY:MSG,DAMI-ISH

DATED: 051630ZJUL78

REVIEW ON: Dec 2001

~~SECRET~~

SUMMARY ANALYSIS

REMOTE VIEWING (RV) SESSION 837

1. (S/NOFORN) This report documents a remote viewing session conducted in compliance with a request for information.
2. (S/NOFORN) The remote viewer's impressions of the target are provided as raw intelligence data, and , as such, have not been subjected to any intermediate analysis, evaluation or collation. Interpretation and use of the information provided is the responsibility of the requestor.
3. (S/NOFORN) The protocol used for this session is detailed in document Grill Flame Protocol, AMSAA Applied Remote Viewing Protocol (S), undated.
4. (S/NOFORN) Following is a transcript of the viewer's impressions during the remote viewing session. At TAB A are drawings made by the remote viewer reference his impressions of the target site.
5. (S/NOFORN) Target cueing included a geographic coordinate and a xeroxed copy of a photograph which was sealed in an envelope. Target cueing data was brought to the session by the requestor and returned to him at the conclusion of the session.

~~SECRET~~

~~SECRET~~

TRANSCRIPT

REMOTE VIEWING SESSION 837

#72: This will be a remote viewing session for 16 December 1981 with a start time of 1010.

It is now 1010 hours. Our target for today is located at:

SG1A



The envelope you have been shown contains a photo with the target circled. Go to the target and describe it for me.

PAUSE

#19.5: I get an impression of a river. Just a minute.

PAUSE

#19.5: It's a large river.....valley. Tends to be outside of a city. Keep getting a it's over a river.

#72: All right. I want you to back in time, back in time to 1200 hours on 9 June 1981; 1200 hours, 9 June 1981.

#19.5: My first impressions...light, light industry area, pan-pancake type building, flat. There's a...a bunch of buildings connected. Predominant building is square. See a large, flat square building.

#72: All right. I want you to wait and tell me from what perspective are you seeing the buildings.

#19.5: The front in the air. Like ah...500 feet. There's a shoebox shaped building to the right. There's a circular building, sides are made of slats...it's to the left...tall. (not audible)

#72: Come down to the ground.

~~SECRET~~

#19.5: Okay. Something's wrong. Something's wrong with the last building.

#72: Describe the last building.

#19.5: Get a...getting exposed..... exposed steel and a jumble of concrete. It's like something's whisp.of...smells like it's rubble,....smoke. See a hole... It's like jagged holes..... It's not complete or something.

#72:SG1A All right. Relax. I want you to go to



PAUSE

#19.5: It's like...shoebox type building. It's got some, ah, frontals.

#72: All right. I want you now to go below the surface of the ground, below the surface of the ground. What do you see?

#19.5: Get a, ah.....There's a room. It's under a, it's underneath some kind of a.... concrete or vault type area. See a long tunnel like leading to a room. See like, ah...stack of rooms.... surfaces is ah...it's like a vault type area... Smaller room under the vault, and there's another room under that. Some kind of a lab. Ah.....pumps and pumps and water the first room. Getting a feeling of, feeling of power, power station or turboned. It's like that room's got some kind of equipment in it. Test equipment of some kind.

#72: All right. I would like for you to go to the end of the tunnel and walk out the tunnel. Describe what you see.

PAUSE

#19.5: There's just a.....just a short ramp and a fire door. This isn't a normal entry, exit. It's like a equipment access for bringing in and taking out equipment.

#72: All right. Go out through the fire door and describe what you see.

~~SECRET~~

#19.5: Saw.....it's covered by a building. in a lab of some kind. This is all part of the shoebox building with the frontals. It's like stacked. It's inside the building.

#72: All right. From the end of the tunnel, I want you to go 50 feet towards the building you are describing.

PAUSE

#19.5: Okay.

#72: I want you now to go under the surface of the ground and describe what you see.

PAUSE

#19.5: A light, bright room, white room, sealed doors, heavy doors, impression of...some kind of shields
Saw overhead mechanical devices..ah...building something.

#72: What do you perceive is the function of this room?

#19.5: Handling, ah...shifting isotopes...Are handling ..handling some kind of very radiological material. Much shielding. See wreckage of some kind. Something that's been broken.

#72: Describe the wreckage area of the room.

#19.5: Ah...see blast marks in concrete. Ah...scarring on wall. Some tanks, saw some kind of water tanks with shields...smashed. It's damaged like from an explosion.

#72: What do you perceive caused the explosion?

#19.5: Impression of a odd shaped tube coming through the ceiling....bright flash, white light. Ah.. concussion, a lot of concussion. See vibration everywhere, violent. Don't, don't see any people though. Ah, some kind of equipment damage. Ah..high technology computer type equipment.

#72: What was the function of the computer equipment?

#19.5: Some internal controls...controlling this building, manipulating building. Everything, machines, pumps, many safety things. I don't get a sensation of failure on the safety things though. More an external type.

3 ~~SECRET~~

~~SECRET~~

#19.5: (Mumble) feeling of violence.

#72: What is your impression of why the building was damaged?

PAUSE

#19.5: Stop success. I get sensation of success
...verge of success. Wait a minute. There's
a...just a minute. Get a sensation that
something was being constructed different.
I get a manipulation of, a manipulation of
something or different reason. Can't explain
it. I'm getting a gut feeling for this being
a nuclear target and I'm getting overlay.
Now, I'm getting overlay of weapons. Looks
like weapons for some reason. Far away feeling
though. Like it's not there. I can't explain
it.

#72: Okay. I want you to relax, wait, clear the overlay, clear the overlay.

#19.5: See square containers for ..looks like they're set up in a...circumference around...some kind of a small area all embedded in water....Something like...not a breeder type reaction, but like an enrichment, an enrichment kind of place. See this is damaged. This is, the water tank is damaged. Get a feeling this enriched, these isotopes are important. That's why they were damaged, but now I can't find the radioactive material. It's not there.

#72: What was the purpose of the isotopes?

#19.5: In a bomb. But, it's not there either. Keep getting that as the answer, but it's not there. It hasn't been built yet.

#72: All right. That's fine. I have no further questions for you concerning the target. Is there anything you wish to add?

#19.5: Just a minute.

PAUSE

#19.5: See a lot of damage. Something is reached very deep in the ground...damaged this. That's all I have.

~~SECRET~~

~~SECRET~~

#72: All right. I now want you to return to
16 December 1981, 16 December 1981. I want
you to return to this place, return to this
place.

~~SECRET~~

TAB

~~SECRET~~

TRANSCRIPT

REMOTE VIEWING SESSION 837

(Drawing Description)

#72: Okay. We'll now continue this session with some drawings and with some comments and interpretations concerning the drawings.

#19.5: Okay. Page A is a view of how the rooms are stacked directly under this pancake shape area. There's a tunnel going out to room A which is one level under a square building on which the pancake's, I'm not sure if it's actually resting on there, or it's part of the square building. And there is a room B under room A. I drew a sideview and I penciled dark in the areas of damage that go all the way, that are far reaching It's like one side of the building all the way down through too room B. I also got a feeling that this was not the hot area or the nuclear area, this building. But, it was more of a turbon or water cooling area of somesort. And, then I got a little mixed up. I'm not sure if the rooms were under the pancake side or under the cooling tower, shoebox side.

Page B is this sideview of this complex of buildings. I tried to depict some kind of up and down pattern on the front of this building. Nonnuclear turbin function area on the left. And, the nuclear active lab or classroom type area on the right. I'm not sure which side the area of interest was under. There's a possibility that it's under both. I don't know how to explain that, but that's the feeling I get. The tunnel exited into the main square type building with a pattern on the front... What I call a control area.

#72: So the area may be under one side or the other side or both.

#19.5: Right. I was either in the area or I was outside the building. I'm not sure where I was.

C is...I tried to depict what I meant by the bomb like objects. I got a feeling it was more like a bomb than a rocket, but it was elongated.

#72: This is the odd shaped tube through the ceiling?

~~SECRET~~

~~SECRET~~

#19.5: I'm not sure what I was trying to explain then. But, let me finish what I'm doing here and I'll try to explain that.

This is like a lead ingot type shape and I got a feeling for like 3 distinctive striking types of explosion. They were very bright, white flashes and hard and shattering type explosion. And, they were like one behind the other on the same impact area. I just get an impression like eating down through the ground sort of affect. And, it did do damage to the interior of this lab...computer control area. And, immediately to the left in this same room, which is what I call the water tank manipulation area...and also a tube area in the manipulation area.

Let's go to page D. I drew what I perceived to be some form of tube coming down from an upper area through shielding. Which is in the ceiling, floors, the walls. Inside the shielding is a water tank area. And, there's a container in the center, which is odd shape...and there's like holes and extended rods and tubes and things coming outside that. I feel like the right side of this is all damaged. The water's run out ... you can see the scarring, the blast scarring and the concrete in the shielding and all that sort of thing. I darkened in the damaged area.

And, I guess that's essentially it. I'm not sure what...I think this is the tube that goes down into the room that goes into this container area. I started getting impressions of bombs all of a sudden, and I don't know why, but I did. When you were asking me, you know, the extent of damage, or how it was damaged, I started getting .. impressions of these bombs.

#72: The drawing is a graphic with an appendage on the end of thatdrogue type thing.

#19.5: Yeah. Like a drogue type parachute. I just got a feeling of drag. Like this thing was in slow motion and just hanging down into the hole left by the previous one and then the one behind that. It's like....firing a bullet at the same time, over and over and eating a hole through the target. I just got a feeling like they weren't in a hurry to get these there. It's just more a question of trying to lob them into the same hat, so to speak. Like throwing cards into a hat.

~~SECRET~~

~~SECRET~~

#72: Okay. Is there anything else?

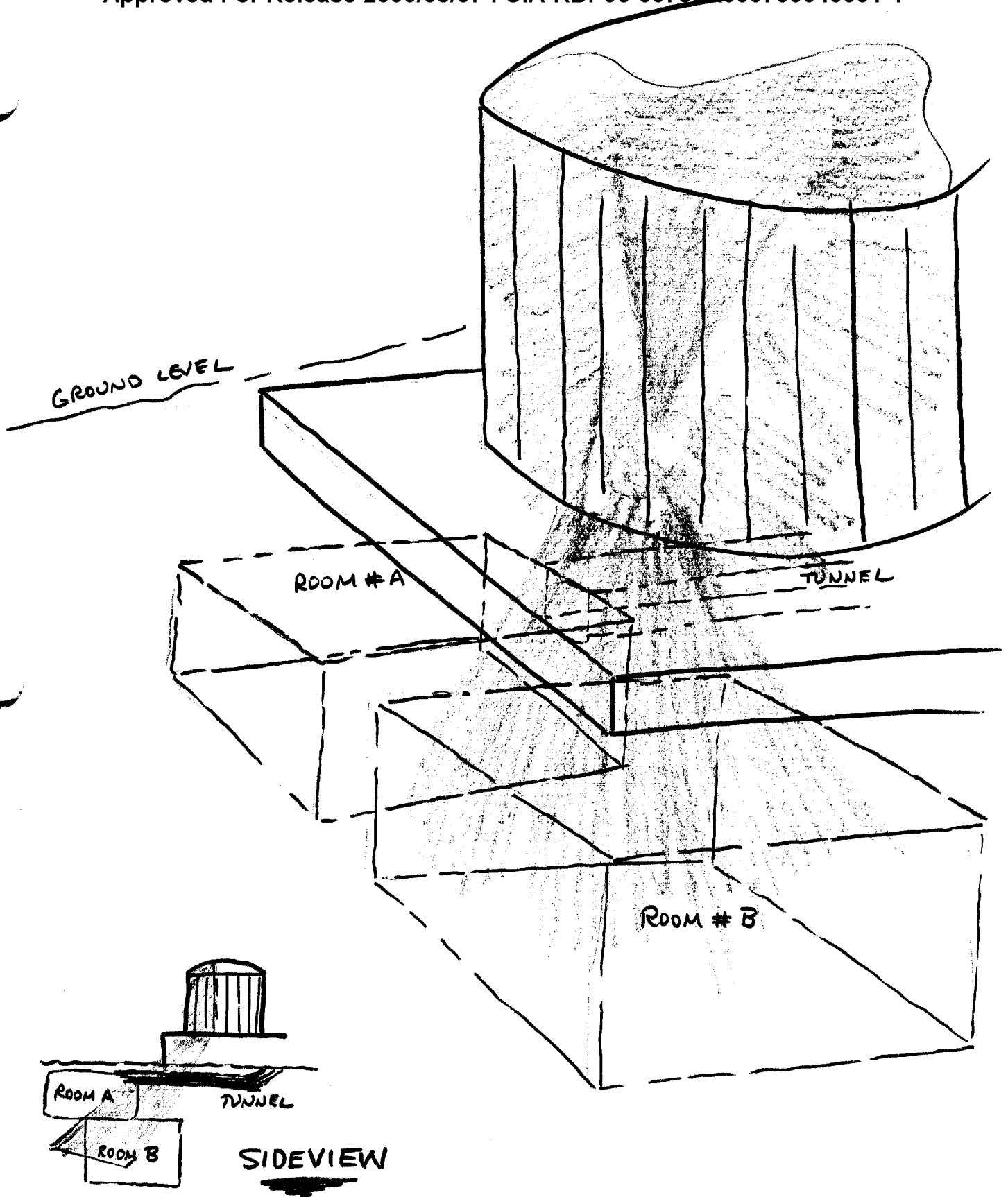
#19.5: At one point I wasn't getting any nuclear feeling at all about the building. And, all of a sudden I was getting an active nuclear feeling about it. But, that appeared to be associated with a lab or classroom. So, I'm not sure if this is a nuclear power plant or not.

#72: Okay.

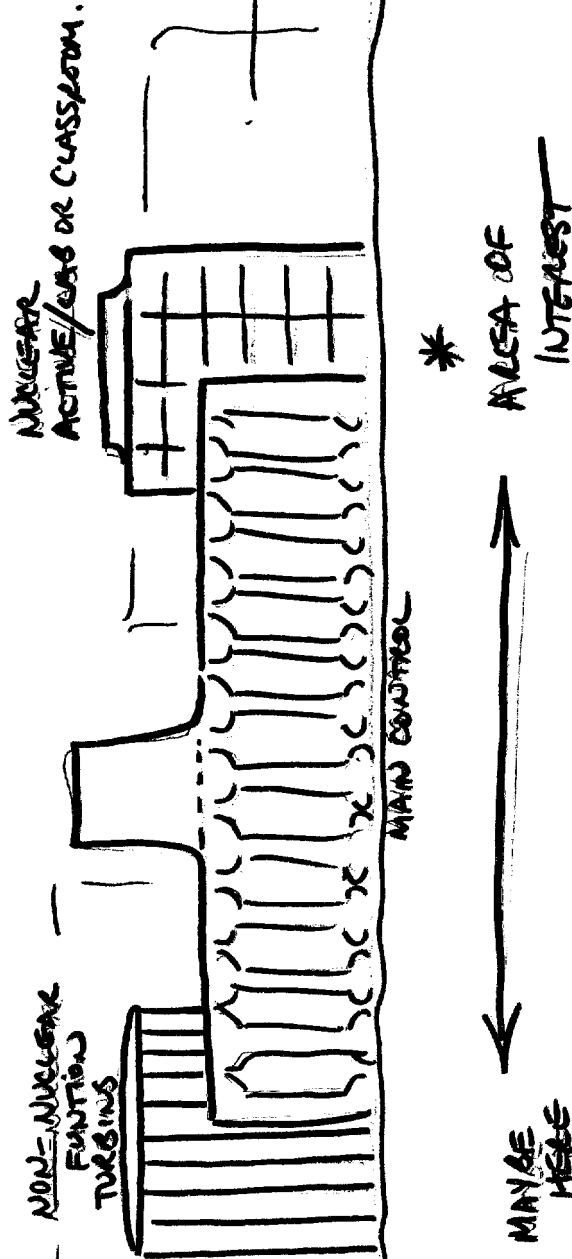
#19.5: It may be some kind of a lab. More of a lab than a power plant. And, they need some kind of turbin power to operate the lab. That's the impression I got. That's all.


#72: Okay. That completes the session for today.

~~SECRET~~

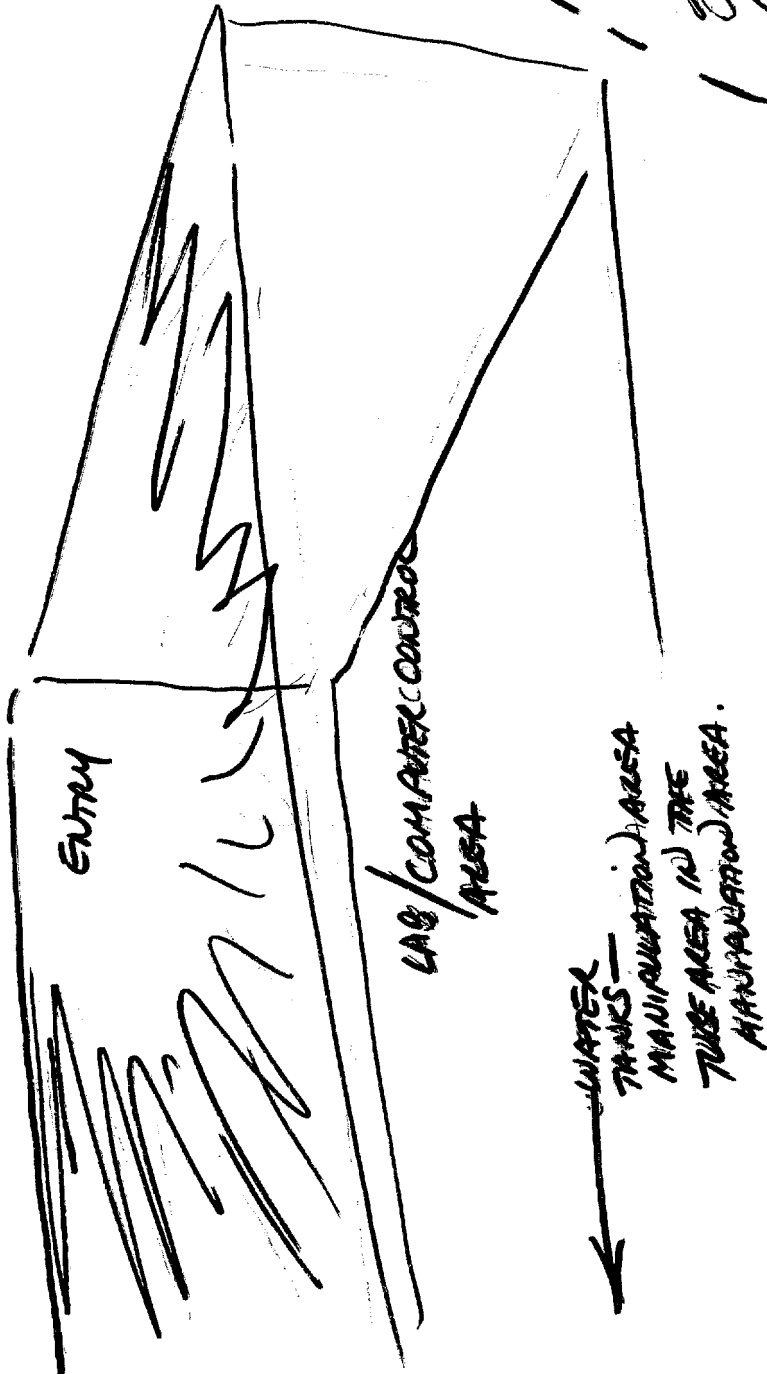


B.






MORE LIKE
BOMB
THAN ROCKET
GUT NOT A NORMAL
BOMB SHAPE



ENTRY

LAB / COMPUTER CONTROL
AREA

WATER
TANKS —
MANIPULATION AREA
TUBE AREA IN THE
MANIPULATION AREA.



3 SPARKS
BLOW TYPE
MAG. SPARKS
BRIGHT LIGHT
FLARES.

GROUND
LEVEL

