

~~SECRET~~

INSCOM  
GRILL FLAME  
PROGRAM

SESSION REPORT

CLASSIFIED BY:MSG,DAMI-ISH  
DATED: 051630ZJUL78

NOT RELEASABLE TO FOREIGN NATIONALS REVIEW ON June 2001

~~SECRET~~ GRILL FLAME

~~SECRET~~

SUMMARY ANALYSIS

REMOTE VIEWING (RV) SESSION DCC-77

1. (S/NOFORN) This report documents a remote viewing session conducted in compliance with a request for information on a target of interest.
2. (S/NOFORN) The remote viewer's impressions of the target are provided as raw intelligence data, and as such, have not been subjected to any intermediate analysis, evaluation or collation. Interpretation and use of the information provided is the responsibility of the requestor.
3. (S/NOFORN) The protocol used for this session is detailed in the document Grill Flame Protocol, AMSAA Applied Remote Viewing Protocol (S), undated.
4. (S/NOFORN) Following is a transcript of the viewer's impressions during the remote viewing session. At TAB A are drawings made by the remote viewer reference his impressions of the target site. At TAB B is target cuing information provided the remote viewer.

NOT RELEASABLE TO FOREIGN NATIONALS

~~SECRET~~

~~SECRET~~

TRANSCRIPT

REMOTE VIEWING (RV) SESSION DCC-77

TIME

#66: This will be a remote viewing session for 1300 hours, 18 June 1981.

This will be a pre-session briefing to the remote viewer. At this time I provide you with a sealed envelope. In the sealed envelope is a photograph of the target object. Your task for this afternoon will be to access and describe the target object depicted in the sealed envelope I have provided you. Time window present time. Do you have any questions concerning your mission for this afternoon?

#01: This is an object, or this is just a target?

#66: I have been instructed to use the words target object.

#01: Okay.

#66: Any further questions?

#01: Negative.

#66: You now have 20 minutes in which to prepare yourself for this session.

1300 Relax and concentrate now. Relax. Relax and focus your attention solely, only on the target object. Focus now and describe your perceptions to me.....

+02 #01: Got like a recessed ring..multiple indentations..sleeves, metal prong coming up through the center.. Flat, flat section of metal attached... This is a movable..fine wire, some kind of fine wire in a mesh, fencing type mesh... Long, low, sleek outline... Just a minute.....

+03 Think that's an exposed..exposed section of the object.. Normally that's..has a plate or shield on it. Getting a form of construction or..some kind of a repair. Getting a cave feeling- I don't know why- associated with the object. Round black hole, cave, a tunnel or something..dark..... Just a minute.

PAUSE

That's all I can get. It's not comin' through.

~~SECRET~~

~~SECRET~~

#66: Describe your difficulty to me.

#01: I'm getting nothing. Absolute blank. Getting a figure of a person standing on a ledge, arms suspended over their head. They're constructing something, or working... I get a, like a fine framework or latticework of some kind. Thin wire..back-ground of that. I'm getting flashes of what looks like a.. a huge, uh, a huge radio, telescope, like pattern down on the ground, large area. This big white stanchion like radio telescope, part of a number of like..like structures on railroad tracks over this huge area... I think it's overlay.. Has to be, it's too clear. That's all I'm getting.

+07

#66: Okay. I have no questions concerning the target. Any closing comments that you can make, do so now.

#01: No, I don't have any other comments.

#66: Okay. Remembering now the very initial impressions that you had, the very initial impressions all through the session, and then remember precisely and accurately everything that you've seen. Move your arms, move your legs now, take a few deep breaths and let's prepare to draw that which you have perceived..

+08

#01: Okay, page one is the, uh, the heavy cast metal ring with indentations in it, and the levers and the plates and all that stuff. And I drew arrows on here to indicate movement. And, uh, I could only see one side of it, and I had no idea what that is, just that it's heavy cast metal and it's part of something.

Page two is the, uh, this sleek or streamlined outline shape. Uh, what's interesting about this outline shape is that I can say that it's not the fuselage of an aircraft. Okay. Or a ship. But it has the same conforming outline. And it's a pale white. And there was like an exposed section in the rear that a piece of metal plating was removed from. And, uh, from the side view I got the idea that it might have a pivot section in the tail part of it, and that it pivots from the horizontal to the vertical. That's all I get outta that.

Uh, page three I depicted a tunnel and an opening in the ground. It's like a general construction area with a small rock type ledge and this guy's standing up there and he's workin' on a latticework, or a real fine section of framework of some kind. The tunnel part was really clear. And then I started seein' holes everywhere. You know, black holes in the ground everywhere. And I don't know if it's repair or construction or what the guy's doin' there, but he's there.

Uh, page four is- I got a, this is somethin' that I didn't say in the session but it flickered through as I was getting the repair or construction type thing. I got a section of tubular

~~SECRET~~

~~SECRET~~

#01: body shape. It was just a section of it, though. And, uh, in this section of body shape there was a...like a three prong connector of some kind sticking out of a plate, a metal plate. And it doesn't look like a connector, but I got the term connector associated with it when I pictured it in my mind. I don't know what that is either.

And page five is the, uh, the radio telescope field that I said was probably overlay. And the reason why I said that is because it was very clear, very perfect, precise and everything. It's like I was looking over this large section of open ground and it was this big radio telescope field with the movable instruments and everything out there.

The only thing I have to say other than that is at the beginning of the session I questioned the use of the word object. And the reason why I did is because object denotes a..denotes particular limit, or specific limit, or sizing to a target. And object in my scenario is not..for instance, an object would be the Pepsi-Cola can here. Or an object would be a statue done by Picasso. But a tank wouldn't be an object and a, uh..a building wouldn't be an object, or a very complex antenna field wouldn't be an object. So the reason why I question that is that I get the feeling that that might have restricted my remote viewing somewhat. Now, if in fact the target is an object which you can call an object, then, uh, that's okay. But I don't, for some reason, feel like much came through in this remote viewing session. I was calm and mellow and cool and it shoulda worked. But I just, other than what I put down here wasn't gettin' anything. I don't know why.

#66: Okay.

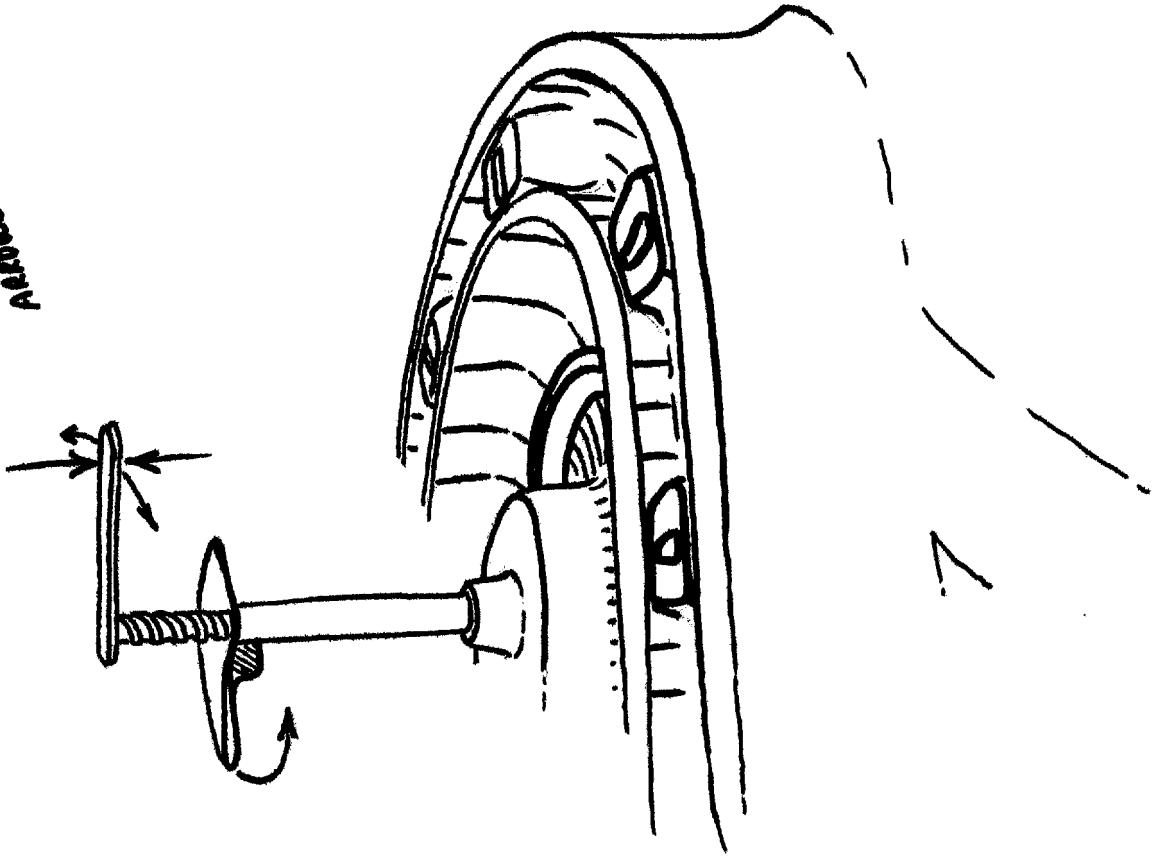
#01: That's it.

~~SECRET~~

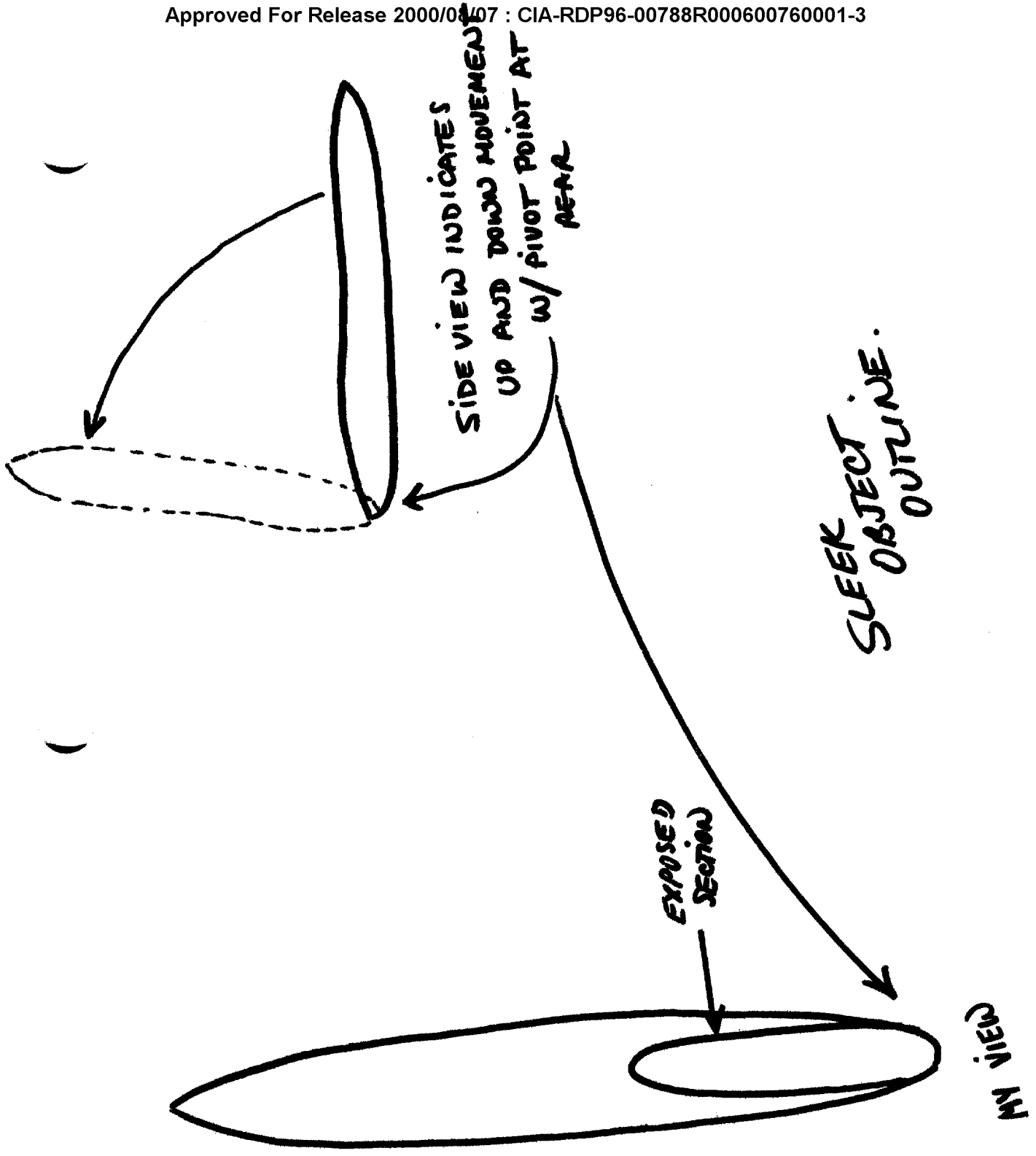
**TAB**

AREAS INDICATE MOVEMENT DIRECTION

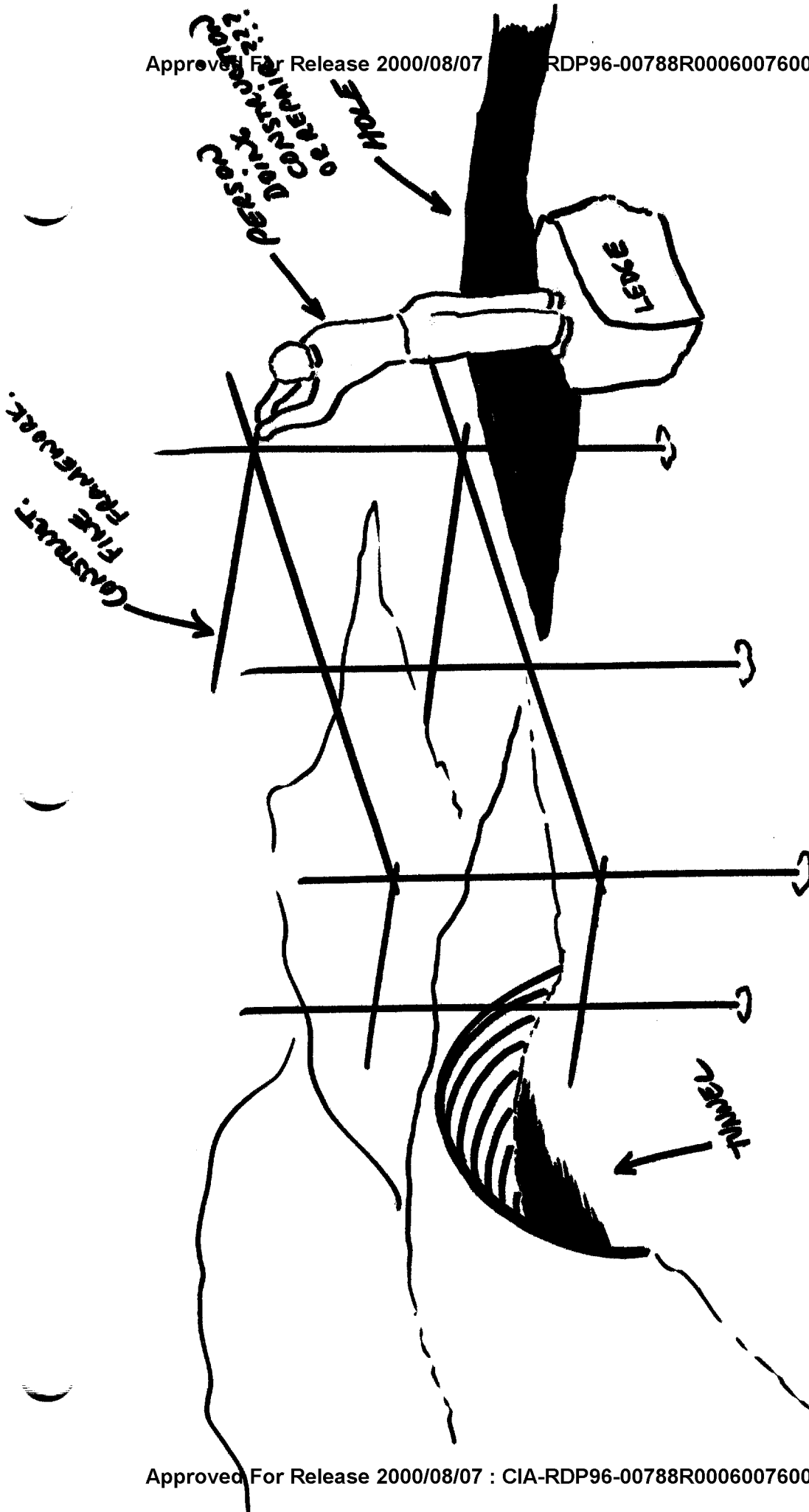
HEAVY CAST METAL

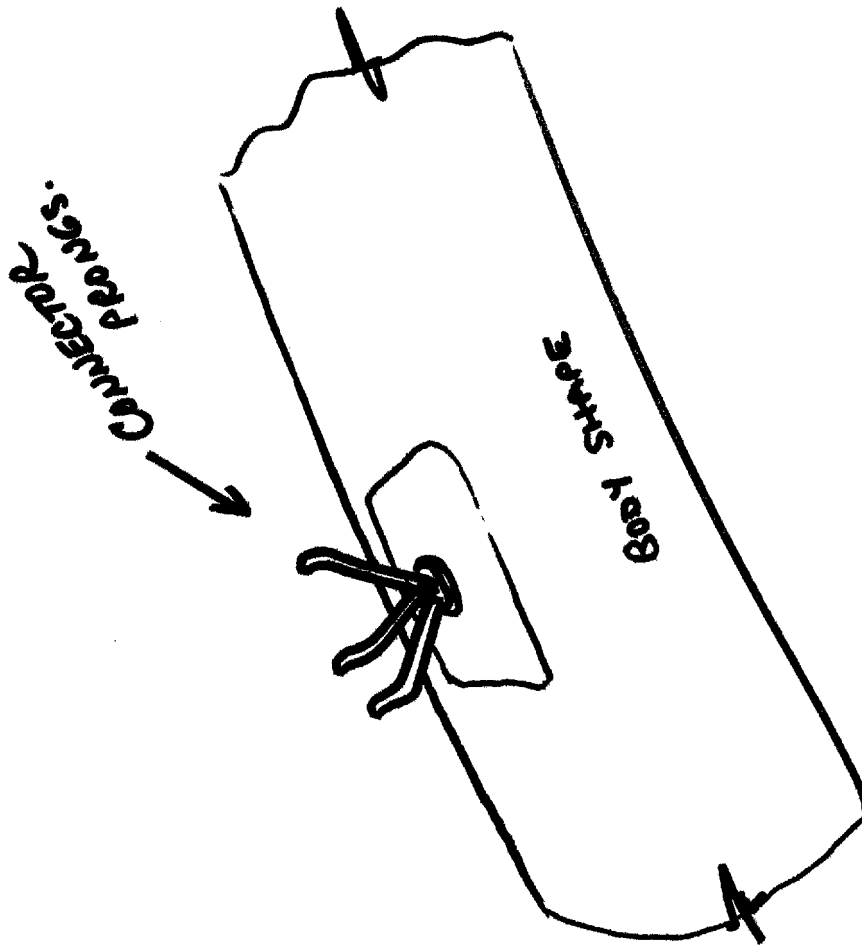



THIS SIDE NOT VISIBLE











**TAB**

~~SECRET~~

TARGET CUING INFORMATION

REMOTE VIEWING (RV) SESSION DCC-77

1. (S/NOFORN) Information provided the remote viewer prior to the session is documented as a pre-session briefing and is included in the transcript.
2. (S/NOFORN) During the session little or no guidance could be provided by the interviewer to the remote viewer because he was not briefed on the target.

NOT RELEASABLE TO FOREIGN NATIONALS

~~SECRET~~