

~~SECRET~~

INSCOM

GRILL FLAME

PROGRAM

SESSION REPORT

CLASSIFIED BY:MSG,DAMI-ISH

DATED: 051630ZJUL78

NOT RELEASABLE TO FOREIGN NATIONALS

REVIEW ON: June 2001

~~SECRET~~

GRILL FLAME

~~SECRET~~

SUMMARY ANALYSIS

REMOTE VIEWING (RV) SESSION DCC-78

1. (S/NOFORN) This report documents a remote viewing session conducted in compliance with a request for information on a target of interest.
2. (S/NOFORN) The remote viewer's impressions of the target are provided as raw intelligence data, and as such, have not been subjected to any intermediate analysis, evaluation or collation. Interpretation and use of the information provided is the responsibility of the requestor.
3. (S/NOFORN) The protocol used for this session is detailed in the document Grill Flame Protocol, AMSAA Applied Remote Viewing Protocol (S), undated.
4. (S/NOFORN) Following is a transcript of the viewer's impressions during the remote viewing session. At TAB A are drawings made by the remote viewer reference his impressions of the target site. At TAB B is target cuing information provided the remote viewer.

NOT RELEASABLE TO FOREIGN NATIONALS

ORCON

~~SECRET~~

~~SECRET~~

## TRANSCRIPT

## REMOTE VIEWING (RV) SESSION DCC-78

TIME

#66: This will be a remote viewing session for 0830 hours, 19 June 1981.

This will be a pre-session briefing to the remote viewer. Today we will be working with the sealed envelope exercise which you began two days ago. The information provided by you concerning the target in the sealed envelope, designated by the photograph in the sealed envelope, did not relate intelligence information to us concerning the target. This morning we will be targeting once again using the sealed envelope. At this time we will ask you to focus on the target object pictured in the photograph in the sealed envelope, and ask you to describe the target object pictured in the photograph in the sealed envelope. Do you have any questions concerning the targeting for this morning?

#07: I don't think so.

#66: All right. You have 25 minutes to prepare yourself for this morning's session.

0830 Relax. Relax. Relax. Relax... Relax and concentrate on the target object depicted in the sealed envelope. Focus your attention on the target object, and describe it to me.

PAUSE

+04 #07: I'm getting, uh, components of...I guess some type of aircraft.  
+06 I'm only seeing components and not..whole thing. Airfoil shapes..aluminum castings.... Silhouette of person with a head bowed..deep meditation, standing...

PAUSE

+08 #07: Okay, I don't know, (mumble).. I'm getting a feeling of  
+09 sadness which I'm havin' trouble pushin' through. I don't know what to make of it but..I also get some kind of primitive urns which..must be in the vicinity of the target or have somethin' to do with it or relate in some way. I got a bent.. twisted airfoil. That's about it. Except that damned oak leaf again.

#66: Okay. Now you have mentioned to me components and metal castings, aluminum castings, and airfoils and a leaf.

~~SECRET~~

~~SECRET~~

#07: Oak leaf.

+10 #66: All right. Take one more look at all of these things that you've seen so that you may render them in a drawing for me precisely as you have perceived them. And let's prepare now to draw those images you have had.

#07: Okay.

Okay, the imagery, uh, was somewhat fragmented throughout the whole thing, as illustrated by the aircraft components that I drew on example number one. Uh, large aluminum casting of some kind, and there was other shapes that I can't describe that were big castings as well, that I haven't drawn. And some kinda airfoil that I saw lying on the ground, bent, torn, damaged as though it were discarded from repair, placing, replacing components. There was a lot of components lying around like this. First I thought that if I looked around I'd see the aircraft. I didn't. All I saw was different components. Uh..I didn't get enough to make out whether it's fixed wing or, uh, rotary wing. This airfoil looks like it could be possibly part of a very large helicopter, because the wing looks so narrow and long.

I got, soon after that I got, in drawing number two- oh, yeah, there was a..a, I mentioned that this was damaged a moment ago. And there was a tear in the airfoil. But, uh..couple days ago I got something that I locked on very strongly to an oak leaf, and I did it again today. And a leaf is on the airfoil shape. I don't know if it has any meaning or not.

Uh, on to drawing number two. I saw a silhouette of a, I thought a male person standing with the head bent as though in deep meditation or sorrow, and I started feeling sadness about that time. And saw large primitive urns. And I don't know, for some reason I thought of burial urns, and this disturbed me somewhat. Uh, I toyed with the idea this might be telling me where I was located. I toyed with places that are noted for primitive urns, I even thought of the Bay of Jars in Cambodia or wherever it is. I felt I was in somewhat a tropical area. A lot of fragmentation, I was never able to put it together and get a total scene.

#66: Okay, after the urns you said you saw some more airfoil shapes.

#07: Uh, yeah. I..when I felt that the other imagery of drawing two and three was getting me nowhere I came back to the stronger imagery of the aircraft components. And, uh, I saw the components. Right now I can't describe them. I tried to look for a whole fuselage. I did not find one. But I felt very strongly they were aircraft components. I think I was back at the same place where I saw these first, uh, parts that I drew on drawing one.

#66: Okay.

~~SECRET~~

~~SECRET~~

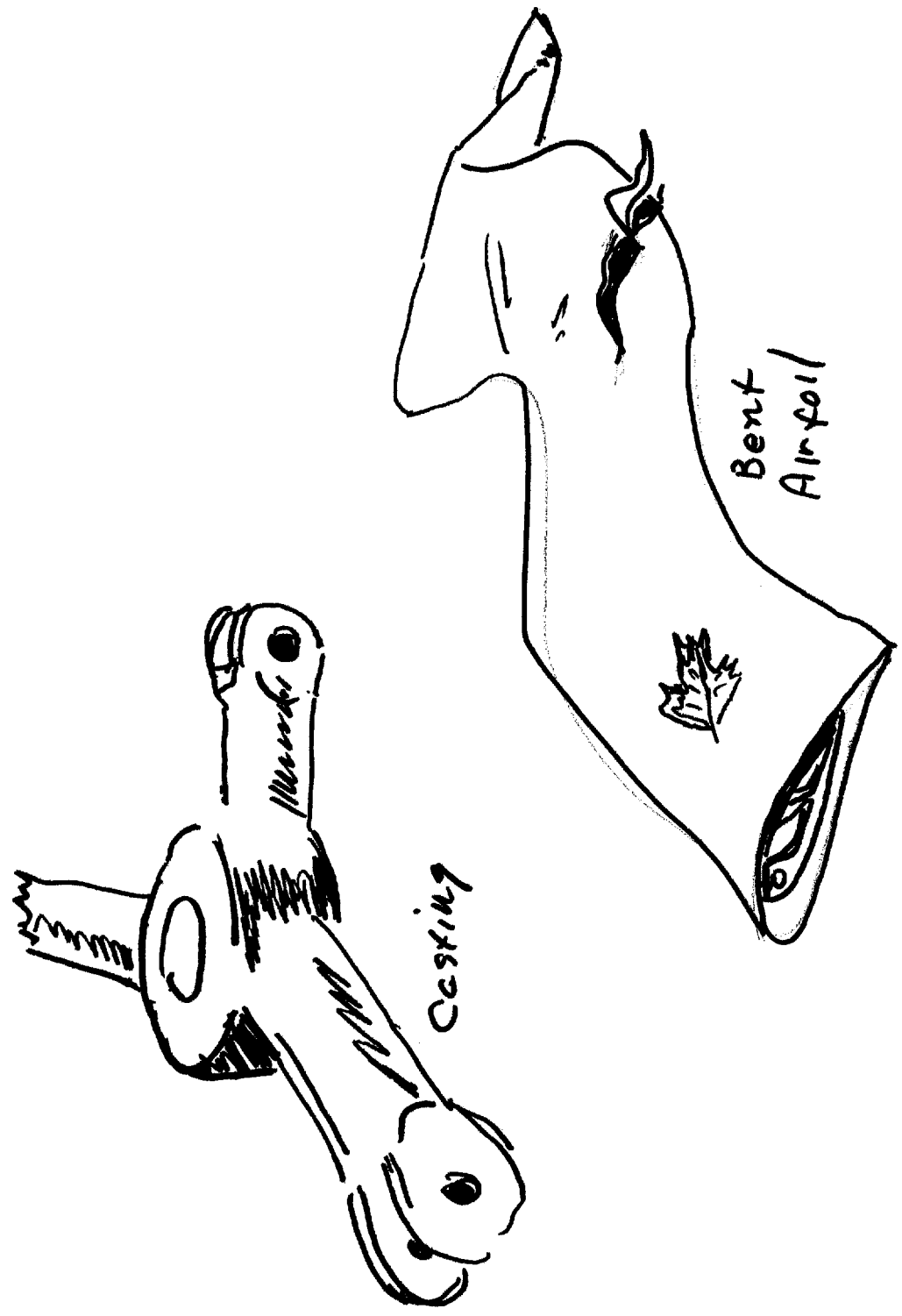
- #07: Uh, but I was just getting cuts of this piece and that piece like I was holding an inventory of aircraft parts.
- #66: Okay. How do you feel about this session?
- #07: It- I was disappointed. Uh, I couldn't meld the fragmented imagery into a solid image that I could hold. Just bits and pieces I was tryin' to grab at and hang onto and get down to some real serious viewing. But, uh, I couldn't do it. Don't know why.
- #66: Anything else you'd like to add?
- #07: No, but it occurs to me now that, uh, this might be some kind of crash, with the sadness and the damaged components. Could be some kind of accident.
- #66: Okay.
- #07: Okay?
- #66: Okay, fine.

~~SECRET~~

**TAB**

1

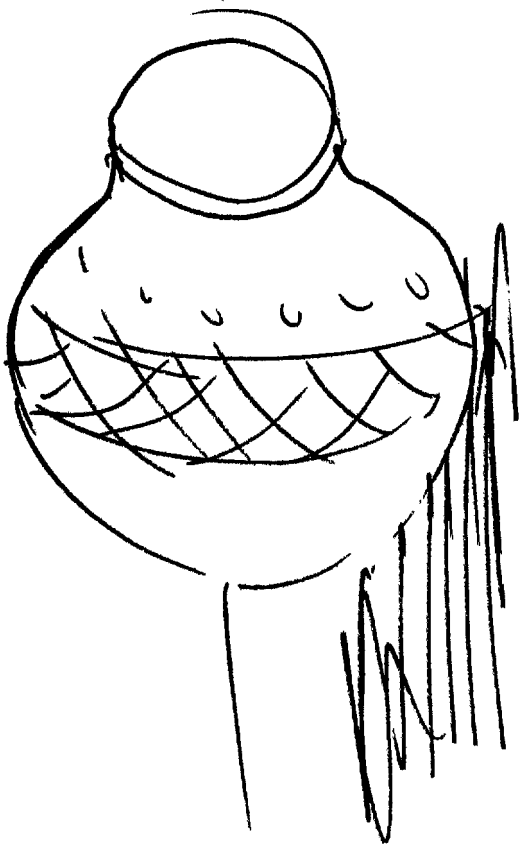

Damd, =d Air-Craft components (



2







**TAB**

~~SECRET~~

TARGET CUING INFORMATION

REMOTE VIEWING (RV) SESSION DCC-78

1. (S/NOFORN) Information provided the remote viewer prior to the session is documented as a pre-session briefing and is included in the transcript.
2. (S/NOFORN) During the session little or no guidance could be provided by the interviewer to the remote viewer because he was not briefed on the target.

NOT RELEASABLE TO FOREIGN NATIONALS

~~SECRET~~