

~~SECRET~~

INSCOM  
GRILL FLAME  
PROGRAM

SESSION REPORT

CLASSIFIED BY:MSG,DAMI-ISH  
DATED: 051630ZJUL78  
NOT RELEASABLE TO FOREIGN NATIONALS REVIEW ON: Apr 2001

~~SECRET~~  
ORCON

GRILL FLAME

*Copy 1 of 2 copies*

~~SECRET~~

SUMMARY ANALYSIS

REMOTE VIEWING (RV) SESSION DCC-14

1. (S/NOFORN) This report documents a remote viewing session conducted in compliance with a request for information.
2. (S/NOFORN) The remote viewer's impressions of the target are provided as raw intelligence data, and as such, have not been subjected to any intermediate analysis, evaluation or collation. Interpretation and use of the information provided is the responsibility of the requestor.
3. (S/NOFORN) The protocol used for this session is detailed in the document Grill Flame Protocol, AMSAA Applied Remote Viewing Protocol (S), undated.
4. (S/NOFORN) Following is a transcript of the viewer's impressions during the remote viewing session. At TAB A are drawings made by the remote viewer reference his impressions of the target site. At TAB B is target cuing information provided the remote viewer.

NOT RELEASABLE TO FOREIGN NATIONALS

~~SECRET~~

~~SECRET~~

## TRANSCRIPT

REMOTE VIEWING (RV) SESSION DCC-14

TIME

#14: This will be a remote viewing session for 30 March 1981.  
Mission time is 1300 hours.  
SG1A

All right #01, the time is now 1300 hours. Your mission for today is to find [REDACTED]. I want you to relax, concentrate, focus on [REDACTED]. When you've made contact with [REDACTED] describe your surroundings..... SG1A

+02 #01: I got a room that's got a window in the front and a window in the rear.. It's just the way I'm facing, I guess. There's a....it's a vertical line design in the walls. That might be paneling. It's not a large room but it feels like something like a quasi-office area, more like a office used for multi-person conference or something. I see easy chairs some sort..... There's a table... Tryin' to see what [REDACTED] is doin', he's standing there thinking for a minute. He's looking around this room, kinda moving around it a little bit, looking, he's looking.....

Doing a, uh....there's a...device in the room. I'm tryin' to, uh, get a handle on where it's at... Keep seeing a piece of decorative, uh, wood, like the front edge of a table or something...table or, or a stand or..it's a decorative edge, like it's been routed out..

#14: Briefly describe the device.

#01: Just a minute, I'm just getting this wood design. Just a second.

PAUSE

+05 It's a...flat, 1 by 1 inch wide, half inch thick... It's approximately eight ounces, 'bout six inches long...maybe a little longer. Keep seeing this decorative wood, and a, like a pull out piece, like a drawer or something....

#14: I want you to focus on the location of this device and tell me where it is in the room....

#01: It's a pull out drawer in a table or desk there. And if you reach for the drawer you can feel it. If you pushed your fingers up under the leading edge.

#14: Okay. I want you now to make contact with [REDACTED] Place a picture in [REDACTED] mind of the device and it's location.  
SG1A

~~SECRET~~

~~SECRET~~

#01: I don't know where in the room it is, but I'm picturing this drawer, pull out section.

#14: Very good.....

#01: There's a...just a minute..... Keep seein' a metal tube shape too...

#14: I want you to picture in your mind..focus and picture in your mind ██████████ walking to the desk..

#01: I don't know if it's a desk, it's just a drawer I see.

#14: Picture him walking to the drawer, opening it-

+10 #01: Feeling underneath I see, feeling this, looking at it..... I'm gonna go over the room again and see if I can find any others..... I just keep getting this thing pressed up under a decorative strip of wood, like on a drawer or something... That's all I'm gettin'.

#14: Okay. What about this metal tube that you saw?

#01: Kept getting flashes of metal tubes, but I don't know what they are or where they are.

#14: Okay.

#01: The end of an oil can, for instance, like that.

#14: I want you now just to relax and focus, concentrate on ██████████ finding the device.....

+15 #01: Just get a flash of a wall plug too. I think ██████████ must be checkin' these things, 'cause I get a flash of this wall plug. He's goin' over the electrical outlets.

PAUSE

+17 Think he's just comin' across it now. I think he's pullin' the drawer out and turnin' it upside down...turnin' the whole thing over. I think he might be locating it... I'm not sure, I get an impression of this decorative wood or drawer or what-ever pulled out and turned over...or upside down..... That's all I'm gettin'.....

#14: Are you able to describe the room itself in any more detail?

#01: No, I, just that decorative wood, I keep seein' that, I keep zeroing on that.

#14: Okay.

~~SECRET~~

~~SECRET~~

- #01: It looks like a mini-conference room of some kind.. Like an office and conference room combined, table and desk and I think this thing's in the table.
- #14: Okay. I want you to check back with ~~██████████~~ <sup>SG1A</sup> one more time and find out if he indeed found the device.
- #01: I have him turning, pulling it out, this decorative piece of wood, pulling it out, turning it over and finding it. I don't know if that's wishful thinking or if he really has. I just have him doing that.
- #14: Very good. I have no further questions at this time.
- #01: Okay, on page one is, uh, this like decorative wood thing, that was like a drawer or something on a desk or table, that I kept thinkin' of.. Pressed up underneath the lower edge is, uh, this device, this elongated device. I don't know if this is the drawer or the leading edge of the table or what it is, but it's decorative wood, and it's in the room somewhere. And that's <sup>SG1A</sup> where the device is. And I had ~~██████████~~ finally reachin' up in there and pullin' this thing out, turnin' it upside down and peelin' this device off. And I'm not sure if that's just wishful thinkin' or if he really did find it and peel it off.

Uh, I did an approximate size of the device on page two, with the batteries and electronic side and everything. That's what he would find underneath that decorative wood, edge.

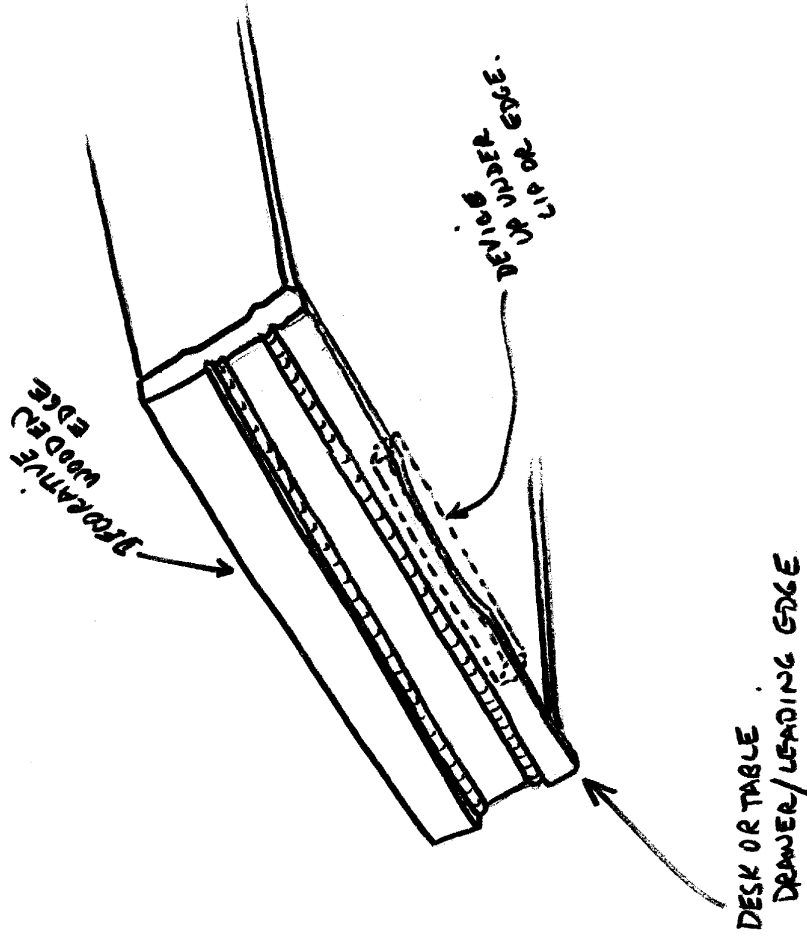
I had- on page three I had a impression of, uh, this soda straw type tube related to the session, but I think it's either overlay or it was probably goin' through ~~██████████~~ mind along with <sup>SG1A</sup> electrical outlets, telephones, electrical switches. You know, it's like he's goin' through this category of stuff in his mind, obvious relevant places where this, where a device might be hidden.

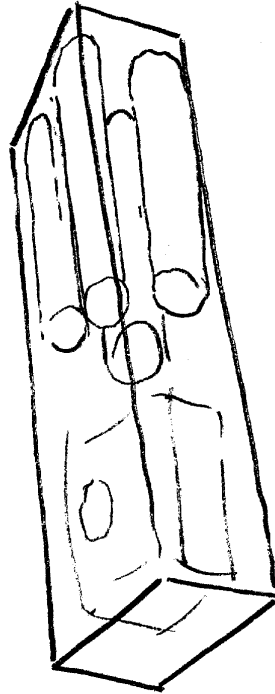
I'd do a sketch of the room, except I'd be makin' it up. I don't have a good feel for what the room looked like, other than the fact that it's, it's definitely paneled with something that produces a vertical line. There's probably windows at each end of the room, opposite ends of the room. And, uh, there's a desk and a table and chairs in the room. And either the desk or the table is made of wood, possibly both, and the one of them with the drawer or whatever, the end of the desk or table, whatever this decorative thing is, is where the device is hidden. That's about it.

- #14: Okay. End of session.

<sup>3</sup>  
~~SECRET~~

TAB






APPROXIMATE  
SIZE OF  
DEVICE.



SG1A



VIEW OF SKINNY  
SODA STRAW  
RELATED TO SESSION.  
TUBE VIEWER BELIEVES THIS IS  
OVERLAY OR CROSSED  
MIND.



AS WELL AS OUTLETS AND ELECTRICAL  
SWITCHES.

TAB

~~SECRET~~

TARGET CUIING INFORMATION

REMOTE VIEWING (RV) SESSION DCC-14

SG1A

1. (S/NOFORN) During this session the remote viewer was asked to find [REDACTED] and describe his location. The viewer was then asked to find the listening device and to help [REDACTED] find it also.

SG1A

NOT RELEASABLE TO FOREIGN NATIONALS

~~SECRET~~  
ORCON