

~~SECRET~~

INSCOM  
GRILL FLAME  
PROGRAM

SESSION REPORT

CLASSIFIED BY:MSG,DAMI-ISH  
DATED: 051630ZJUL78

NOT RELEASABLE TO FOREIGN NATIONALS REVIEW ON: Jan 2001

~~SECRET~~

~~GRILL FLAME~~

GF-012-81  
Copy 1 of 2 copies

~~SECRET~~

SUMMARY ANALYSIS

REMOTE VIEWING (RV) SESSION DC-70

1. (S/NOFORN) This report documents a remote viewing session conducted in compliance with a request for information on a target of intelligence interest.
2. (S/NOFORN) The remote viewer's impressions of the target are provided as raw intelligence data, and as such, have not been subjected to any intermediate analysis, evaluation or collation. Interpretation and use of the information provided is the responsibility of the requestor.
3. (S/NOFORN) The protocol used for this session is detailed in the document Grill Flame Protocol, AMSAA Applied Remote Viewing Protocol (S), undated.
4. (S/NOFORN) Following is a transcript of the viewer's impressions during the remote viewing session. At TAB A are drawings made by the remote viewer reference his impressions of the target site. At TAB B is target cuing information provided the remote viewer. See also Session DC-69

NOT RELEASABLE TO FOREIGN NATIONALS

~~SECRET~~

~~SECRET~~

TRANSCRIPT

REMOTE VIEWING (RV) SESSION DC-70

TIME

#66: This will be a remote viewing session for 1100 hours,  
27 January 1981.

Relax now. Relax and concentrate. Relax. Relax. Relax.  
Relax and focus your attention, focus your attention on the  
individual whose picture is in the envelope. Locate the  
individual, locate the individual at the target area and  
describe his immediate surroundings to me.

PAUSE

+04 #31: Answer.....to name of...Rick...Rick (mumble).....  
He's, uh...somewhere...flat roofed building, it's a little  
different area now... Flat roofed building with brown...  
or darker edging around the...around the roof...and a....  
street side, and a...some sort of a funny sloping wall on  
street side, like a.....there's some sort of a  
sloping arcade entrance is what came to mind...

PAUSE

#66: Tell me about the individual.

PAUSE

+07 #31: He, uh....seemed to be, uh....in a brown or tan coat....  
It's a...sort of a butt-lengthed...dress, dressier coat...  
not a jacket or a parka, but a...in between that in a, uh...  
winter type London Fog. He's uh....he's looking for  
something. He's on the street...he's on the streets.

Just before that you had me do that I had this...he's some-  
where... I had the long, uh, skinny, uh, ridge line again...  
but I don't...I had that feeling of the long thing, but the  
area seems more modern now just there where he is.

This building that I got is, uh, more building, more modern  
and almost like a.....some sort of a small office building  
or small professional building, but it's architecture is very  
strange. It's.....looks sort of adobe like, the coloration  
is like adobe.....

+11 Let me clear and try some more.

PAUSE

~~SECRET~~

~~SECRET~~

#31: I still get him outside, street side. He walked across the street. There're these, walked across the street from this building. He, uh....there're other buildings around there like 5 or 6 stories high but I still am having this feeling that I'm in the general area where I was before. But where he is is he's on the other side of the water tower in the other area that I didn't get a look at. The idea of the water tower is the direction he's walking....

#66: Okay, let's stop and do a time window check here. You're supposed to be on target exactly 1100... Let's open your time window for the time between 1100 and 1130. Open the time window up for 1 half hour, and search for that critical portion of 1 half hour.

PAUSE

+18 #31: I don't know, I, uh.....have him sitting at a long bench...at one point..... What do you want?

#66: Describe his immediate surroundings as he sits there.

#31: Okay. Uh...bench is long, about 4 people, 5 people could sit at. His, uh, has his legs crossed. Let me work out from there....

I think he's inside, he's in a, uh, public place. Light tiled floor and some sort of a, uh, light counter to the right, light counter to his right... But the bench is sort of old fashioned. The bench is sorta old fashioned, but the building seems newer inside in that...got some sort of a funny waiting area. He's not eating or anything, he's like in a waiting area, like for a bus or something.

Over there is a...Herando bus stations. I think that that is the, uh, inside of this adobe place that I saw before, with the slanty wall outside. I think that's where he is inside there... It's that adobe place.

#66: Ask yourself what goes on in this place, and wait for an answer.

PAUSE

#31: Oh, I have him eating, sitting and eating...

#66: Okay, as he sits there and as you perceive him, provide me a police like physical description, a police like physical description.....

#31: About, uh, 5' 11"...275 pounds.....36, 37 years old... He wears a...signet type ring on one hand, I think it's his left..... Clean-shaven, but he's got long hair.....

~~SECRET~~

~~SECRET~~

#31: Contemporary hair style, like over his ears. It's sort of a, uh....oh, a, uh, real light brown or a, uh, dark blond.... I'd say he's more like 185, 190 pounds. Shoulders seem wide, but I don't know why he's got, he's got this tan...London Fog type jacket on...

He has a, uh..... I think he's got brown eyes.....(mumbling)... I don't know, appendicitis scar, scars left flank and...something funny about a toe, I don't know what it is...like a bent or broken or crooked toe... That's all I have for him.

+28 #66: Okay. Take a look outside this area and look upon the, upon the area where he is and describe it from the outside.....

#31: Girding a building is this, uh, I'm not up very high yet, but, uh...looks like a, uh, very "L" shaped like building, and some sort of a little parking lot on the right side between the street and the wing to the building and some sort of... curviness along that wall of the building, like arches...

I keep getting this tall, erect, vertical feeling, it's still off to the left of this place and...like something tall and the vertical is just outside of my peripheral vision over there...down the street to the left...

#66: Okay.....

#31: Still a heavy feeling of travel and movement...like this place where he is is associated with a train station or a bus station or something, and it's tied somehow to this elevated... elevated feeling in the back, over in the back of the building...over on the other side of the building is still that...

#66: What is it about the other side of the building?

#31: The other side of the building is...the elevated part, the, uh, embankment idea associated with movement and, uh, the, what I'm saying is the left side of valley is also the back of this building. Like this building is just down the street from where I was before...in the last session.

#66: And how is this building associated with this embankment?

#31: It's not, it just sits in front of it. The 'bankment is on the other side of the building from where I am, where I was. It's like the trains go by this building or something. It's not dug in or it's not tied to it in any way. It's just that it's near it.

There's another building to the right of this place as well. Feel like I'm on a street...some sort of a small street.

~~SECRET~~

~~SECRET~~

+33

#66: Let's move up to 1,000 feet and look around directly below you and tell me the one feature about the area that stands out. 1,000 feet looking straight down, what is the one outstanding feature of this area?

PAUSE

#31: I have to say the tower is still the...main feature. The short, stubby water tower or whatever.

#66: Okay. I have no further questions. If there's anything you'd like to add please do so now.....

#31: No.

#66: Okay. Let's prepare to draw the images you have had.

#31: All right, uh, sketch 1 is, uh.....sketch 1 is a picture of the building where I found whoever it is I was looking at, looking for. And the thing that I wanna, I'm tryin' to get across with sketch 1 is it's got a funny front entranceway, slanted walls on the front of it, like an, and this is the thing that I called the adobe building. It's like this slanted ornate passageway of a taco bell or something like that. But it's got a flat roof, and it's got some sort of a border, shingle type or dark colored tile border around it... around the roof....around the roof of this place, which contrasts with the light adobe...walls. And, um, it's got this slanted wall up front in the entranceway that's really weird. Okay, and in the background is this funny embankment, I guess.

All right, number 2 is like a shot of the whole thing from across the street. Oh, the little dotted line on 2 is where I think he was walking...before you got me back in time synch. And where 2 is taken from there are more buildings of the type, more standard type like the one in the right side of sketch 2. You know, regular old brick, red brick, conventional, multi-story buildings, but not skyscrapers, just 3 or 4 stories.

Uh, I'm giving this whole area the feeling of a small, stripped town along this goddamn railroad embankment in the back. That's the whole thing. The predominant feature about this whole thing is a railroad embankment. Feeling of transportation going from left to right and right to left back there and I dont' know what kind it is. It might be a railroad embankment, it might be a expressway, it might-good god, it could be anything, but that's the heavy movement in the back. And because there is this embankment and this transportation back there, I am not in a nice part of town. I'm in the older, grungier part of a town. Okay. Associated with warehouses or farming district, like in the earlier session. But in this session the area got a little

~~SECRET~~

~~SECRET~~

#31: bit larger. In other words, the thing that, that populated an area got larger over the first session. I saw other buildings around there. Two sides of the street had buildings on it, whereas before there was just the one building and the one water tower or whatever it was.

Uh....Okay. And where he was, I think he was in this adobe building here.

#66: The one that you've drawn here?

#31: The one that I drew in sketch 1 and sketch 2. I think that's where he was, sitting in a bench style type of, you know, curved bench type of seat. And one shot I had him eating. But also like he was sitting at a little table, like a fast food store table, uh, or a, yeah, table and eating. Okay?

I got the feeling that when he was sitting in this curved bench, that this adobe building here was some sort of a bus depot. Something to do with communication- with transportation, and that he might have been in a bus depot or in a fast food restaurant. But there was feeling there for fleeting moment that bus depotness. Okay. You know, these waiting chairs and he was sitting and waiting on these benches and everything and there was a serving counter over there. I had the feeling of the bus depot thing, and then when I saw him eating I had the feeling of well, maybe he's in a fast food place and I'm just all screwed up. And these feelings of taco bell came through, because of the weird- only, only because of the weird design of this light adobe colored building is all. It's out of character, it's out of place.

And in sketch 2 then I think to the left of sketch 2, down there only about a block is where this, uh...where the first session stuff was. Okay? Down to the left down there. Um...only about a block down. Also again, paralleling this railroad embankment and this main street are this side- this parallel street here.

Sketch 3 is him sitting at the serving counter. The other thing that I wanted to talk about is that I'm sort of puzzled about this water tower, this toweriness thing I saw at the very end you asked me what the principal feature in this area was, and I said I have to say the water tower. But for a fleeting moment the water tower took on more of a bell tower type of shape. Like on an old firehouse. I should qualify that. I'll draw a sketch of it. Not of old bell tower like on an old firehouse. I'll just draw.....I'll just draw a sketch of it real quick here. Then that's all I have. I'll draw sketch 4 and that's it.

Okay, in sketch 4 is this old, almost Spanish style, garreted tower.

~~SECRET~~

~~SECRET~~

#66: You're saying that this originally was the-

#31: That's my water tower, okay, but for a moment there when you asked me about the predominant feature in the area I got this type of a shot. And I associated it with my water tower feeling.

#66: Okay.

#31: Thinking that this was overlay and that my- you know, I was embellishing my water tower looking for something new.

#66: Okay. Anything else?

#31: That's not to say there isn't one like that down there. No, that's it.


~~SECRET~~

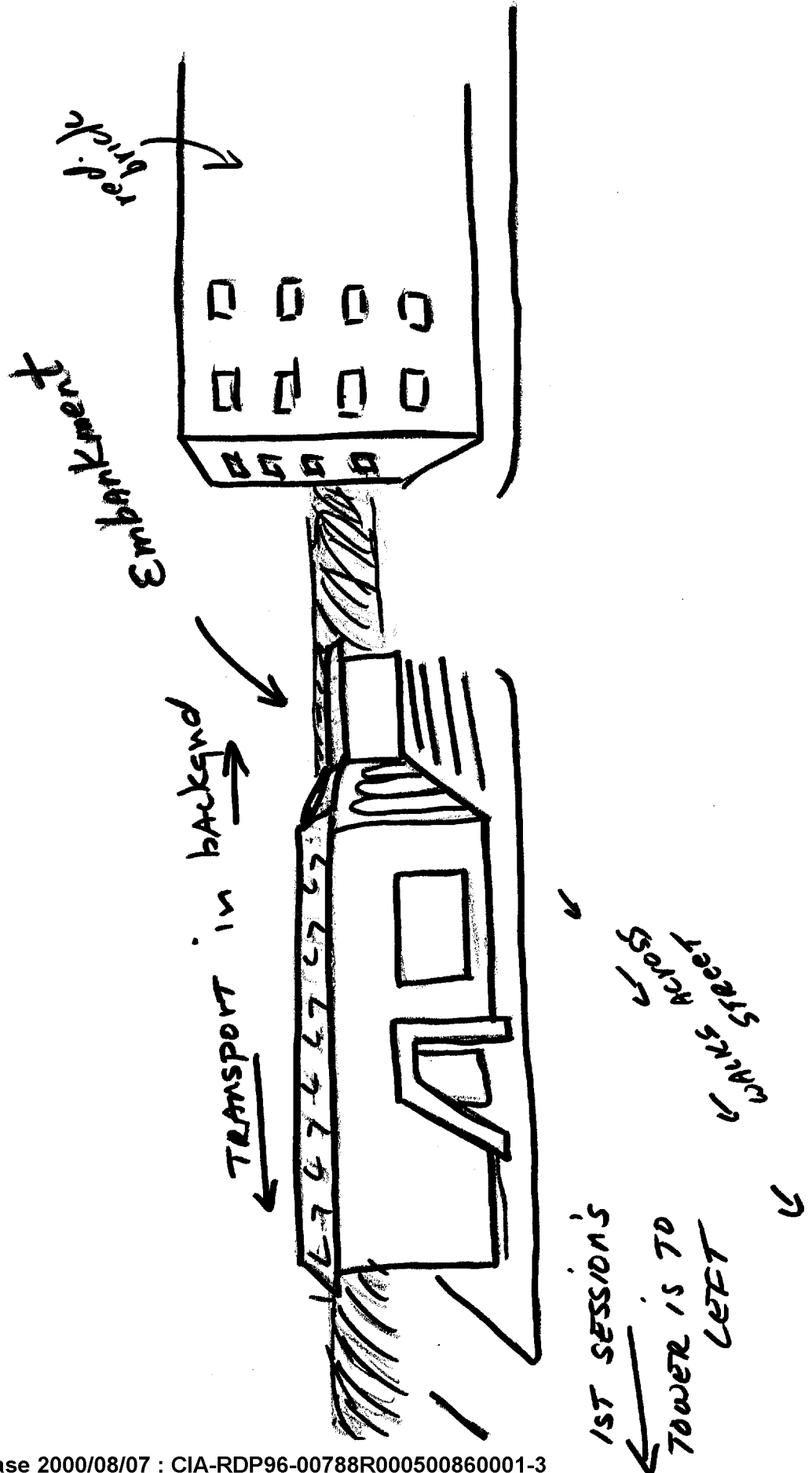


**TAB**

dark  
shingle  
tile  
border

light  
Adobe  
walls

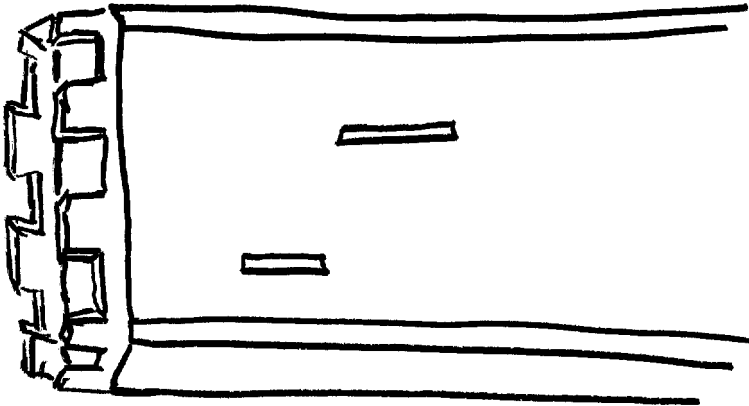






GARRETT

POSS like  
500  
TOWER SPANISH  
OLD style



**TAB**

~~SECRET~~

TARGET CUING INFORMATION

REMOTE VIEWING (RV) SESSION DC-70

1. (S/NOFORN) Prior to this session the remote viewer had completed a session concerning the same target area, Session DC-69. Before this session, the viewer was given a sealed envelope containing two photographs of an individual. The viewer was told that his task would be to locate the "beacon" individual and describe his surroundings of the target.
2. (S/NOFORN) During the session the remote viewer was asked to elaborate on portions of his descriptions which appeared relevant.

NOT RELEASABLE TO FOREIGN NATIONALS/ORCON

~~SECRET~~