

~~SECRET~~

INSCOM

GRILL FLAME

PROGRAM

SESSION REPORT

CLASSIFIED BY:MSG,DAMI-ISH

DATED: 051630ZJUL78

NOT RELEASABLE TO FOREIGN NATIONALS REVIEW ON Jan 2001

~~SECRET~~

ORCON

GRILL FLAME

Copy 1 of 2 copies

~~SECRET~~

SUMMARY ANALYSIS

REMOTE VIEWING (RV) SESSION DC-35

1. (S/NOFORN) This report documents a remote viewing session conducted in compliance with a request for information concerning activities at a target designated by geographic coordinates.
2. (S/NOFORN) The remote viewer's impressions of the target are provided as raw intelligence data, and, as such, have not been subjected to any intermediate analysis, evaluation or collation. Interpretation and use of the information provided is the responsibility of the requestor.
3. (S/NOFORN) The protocol used for this session is detailed in the document Grill Flame Protocol, AMSAA Applied Remote Viewing Protocol (S), undated.
4. (S/NOFORN) Following is a transcript of the viewer's impressions during the remote viewing session. At TAB A are drawings made by the remote viewer reference his impressions of the target site. At TAB B is target cuing information provided the remote viewer. At TAB C is information provided by session monitor during the session.

NOT RELEASABLE TO FOREIGN NATIONALS

~~SECRET~~
ORCON

~~SECRET~~

TRANSCRIPT

REMOTE VIEWING (RV) SESSION DC-35

TIME

#66: This will be a remote viewing session for 1400 hours,
5 December 1980.

PAUSE

Relax and concentrate now. Relax and focus your attention...
focus your attention on:

SG1A



Relax now. Relax, and as you focus your attention on the
target, move your awareness through time and space and access
the target area 10:00 in the morning at the target, 5 December
1980. Position yourself at the target in the time window
and describe the target to me.

PAUSE

#27.5: Just a minute.



#66: I will wait.

PAUSE

#27.5: There's, um....it's like a...ribbon of road...flat hills...
rolling hills and there's farms....small buildings by the
road...flags, some flags by the buildings....traffic.....
very light, no vehicles on the road hardly...trees both...
also a line of trucks.....

Big city to the west...maybe 20 kilometers to the west.

SG1A

#66: Okay. Move down now to the actual target. Move down right,
right on the ground, 1000 hours 5 December 1980, at 
SG1A  Stand now right on the ground at the target,
and describe your surroundings to me...

#27.5: Cluster of buildings... There's a...white fencing by the edge
of the buildings..... Uh, there's some kind of arm...got
a barricade of some kind..... I'm like on a entranceway...

~~SECRET~~

~~SECRET~~

#27.5: gateway of some kind..... There's a block...block house facing one of the buildings. There's no doors or windows...but like three floors up there's a...a window....like a short observation tower. There's concrete wings going out from it..... the road.....

There's like a difference in the buildings...buildings are different on, uh...the right of the blockhouse than on the left.. That's all I'm getting.

#66: Move to the observation tower and go up into the observation tower and look out. Describe the scene to me.....

#27.5: To the front I see a.....see red walls in the right... This is like a street, city street...running at 90 degree angles to the road. It's like some...black, black automobile would be parked there but there's no other vehicles. Behind me there's country, open country. And there's some, uh, sort of a caravan of vehicles parked to the left side of the road.

#66: What type of vehicles?

#27.5: Very large trucks, and uh...like five ton trucks. There's, uh... sort of a light- no, I don't know it's a heavy or light armored vehicle. It's got holes in it. There's a bunch of those... They only go a little ways, to the trees....

#66: What color are the vehicles?

#27.5: Uh....They're almost a, like a russet tan. They got splashes of white on them. There's a...they're also dirty...they been driven recently. They're, uh, canvas tops are like a, uh... very dark green. The metal parts are a russet tan with white spots on 'em...shadow... I keep looking for the men in the trucks and there are no men. They're like back behind some trees... in the forest. They don't appear to be doing anything except, uh, like camped...bivouacked or something.

#66: Describe the vehicle markings.....

#27.5: It's like, uh, double white bars. Criss crossed double white bars. They're kinda parallel. There's a...it's a red stripe in front of the double crossed bars, goes down the side of the vehicle. There's very small white numbers...forward of the red stripe...

Uh...think the, uh...these are, uh, there's two separate groups of vehicles I see. The ones parkin' along the road are, uh, mostly troop carriers and like, uh, smaller armored vehicles. The, uh, the armored vehicles with the holes in 'em, look very much like, uh, assault type vehicles.

There's another group of, uh, vehicles in a...in a valley area to the rear of the hills. That seems to be a much larger, uh,

~~SECRET~~

~~SECRET~~

- #27.5: concentration of vehicles. It's a temporary, uh, looks like a transportation type depot...parked back up under the trees is a (mumbling), but further back. It's like a depot, a dump or something. See a lot of round cans...many round cans. And these fences are, uh, everywhere. I don't know what those are. But they're, they're like wood and wire mixed and they're unrolled everywhere.... I don't see a great deal happening though.
- #66: Okay, from the vehicles, uh, on the road, where is the observation tower?...
- #27.5: It's, uh, west, almost due west.
- #66: Okay. Can you see it from the vehicles?
- #27.5: Just barely.
- #66: Okay.. Go back over to the tower now. Go back over to that observation tower.
- #27.5: Okay.
- #66: Now I want you to stay here at the observation tower. Hold on to something there, because I don't want you winking away. Hold on to the observation tower. Now you have reported to me that the activity 1000 hours, 5 December, is relatively low. Now I'm going to be moving you through time, but stay there, stay at the tower. Move now to 1000 hours 8 December 1980, 1000 hours 8 December 1980. Report activity at the target area now.
- #27.5: See a lot of people and, uh, in the street by the tower... They, uh, just mostly in dark coats, black coats. And they're milling around in the street... They're just looking...looking away from the tower... There's a little traffic, I still don't see any automobiles. I don't see as many people on the other streets either...
- #66: Okay. Stay at the tower now, stay at the tower and watch what happens now as we move. Move now to 1000 hours 11 December 1980, 1000 hours 11 December 1980. Report the activity in the target area.
- #27.5: There's a whole lot of, uh, differences. I got, uh...I got these light armor vehicles in the tower now, by the tower, like parked on the side of the street. There's some, uh, jeeps or something, light jeeps parked down by the corner. And the, uh, there's a lot of soldiers milling around. But they're wearing, uh, they're wearin' like light green uniforms, carryin', uh, automatic weapons and they're in groups of 5 to 10, around the tower. There's two very heavy armored vehicles parked like catty-corner to the tower. They got very large barrels. Uh... there's vehicular traffic but, uh, it's still not very heavy, it's very light...mostly military trucks.

~~SECRET~~

~~SECRET~~

- #66: Okay. Now holding yourself at this time period, holding yourself at this time period 11 December 1980, 1000 hours in the morning, take a quick look at the area over in the valley, down in the trees where the other vehicles were, the second group of vehicles. Report on this in this time period...
- #27.5: I got about a fifth of them still there, but the rest are gone. They're like, uh, one long row is still there, the rest of the rows of them are gone...grounds all chewed up. There's a lot of activity with trucks in the depot.
- #66: Okay. Move back to the tower now. Move back to the tower, 1000 hours, 11 December, back at the tower, and tell me about these two larger armored vehicles with the big barrels....
- #27.5: They, uh, they're very heavily armored and the, uh, fronts got like a flat plate across it. The, uh, turret portion is very wide and very thick. Uh, appear to be much taller than what you'd expect...
- #66: Do you recognize these vehicles?
- #27.5: They're tanks, but I don't know what size. The barrels are very large, not, not quite as large as a 155, but, uh, very large barrels. Got some kind of a snorkel type device layin' down on the side, strapped next to some cans. It's on the left side.
- #66: Okay, now let's use your position of observation in the tower again and hold onto the tower once again as we move to 1000 hours 14 December 1980 in front of the tower. Describe the target activity to me....
- #27.5: I got a...four of the, uh, lighter armored vehicles with the holes in 'em are parked aside of the tower on the left. Two very heavy tanks are gone. Three groups of soldiers, two next by the tower and one across the road in the edge of the...like building area. And there's some, uh...smaller sedan vehicles sitting by an intersection.
- And there apparently is some....like truck convoy that's sitting at the tower and going back a little ways like eight trucks, large trucks. These have troops in them...and very little, still very little traffic other than the military traffic. I don't even see any other kind of traffic.
- #66: You say that, uh, there are some trucks parked near the tower with troops in them?
- #27.5: Just sitting there right on the road.
- #66: What is it you experience that makes you say there are troops in the trucks?
- #27.5: They're full. I just get a feeling they're full.

~~SECRET~~

~~SECRET~~

- #66: Move from the tower down to the trucks and look in the trucks.
- #27.5: I got troops in the trucks. They're not, it's not all troops though. There's, uh, there's other things in the trucks as well, boxes and barrels.
- #66: Describe the troops to me.
- #27.5: Wearing, uh, light green. Uh, they have, uh, have machine guns with, uh, they're air cooled, they have, uh, like the...the holed sleeve over the barrel and...boots are wrap around boots with buckles, have a black diagonal strap across the shoulder. That's all I see, I don't see any markings on the uniform.
- #66: What type of headgear?
- #27.5: Wearin' helmets.
- #66: What style of helmet?
- #27.5: Looks very much like a U.S. helmet. Fits a little lower down around the ears maybe but the actual style of the helmet looks very much like a U.S. helmet.
- #66: Okay. Look at the faces of a number of these troops. What race are they?.....
- #27.5: Very, uh, very heavy featured, like mountain people. I don't... I get a feelin' like they're experienced, uh, experienced troops. But they're like, uh, mountain people. I don't... heavy boned, heavy featured....
- #66: What's the predominant emotion of the troops that sit in the trucks?
- +36 #27.5: Just a minute..... A nervousness. Not, not fear, but just nervousness, apprehension...or from unknown, uh, apprehension of unknown.
- #66: Okay. Now we are in the time period of 1000 hours, 14 December. You've been examining the troops in the trucks. I want you to wink now from the troops in the trucks to the vehicle area back in the trees in the valley, the second vehicle area. Describe the activity 1000 hours 14 December in this area...
- +37 #27.5: Very quiet. The, uh, depot area is still there, but it's... policed up more, very little activity. The row of, uh, armored vehicles is still there, and the, uh, troop like encampment area is part of this area. It's been sort of consolidated into a smaller place.
- #66: Okay. Return to the tower now. Return to the tower. Recall now that we are in 1000 hours, 14 December 1980. Now hold

~~SECRET~~

~~SECRET~~

- #66: onto the tower. We are going to move now, move forward in time to 31 December 1980, 31 December 1980, and look in on 1000 hours, 31 December 1980 and from the tower describe the target area activity to me.....
- +39 #27.5: I see a single, uh, like armored vehicle by the tower, sedan parked beside it, 5 or 6 troops, armed, by the tower, a lot of foot traffic like people walking, some other troops down the road. It looks like some kind of a.... kind of a barricade of some sort. Uh, some vehicles about half military, half civilian...snowing. There appears little more activity than before.
- #66: Okay. Holding at 31 December, move now to the depot area and describe the depot area 31 December 1000 hours.
- +40 #27.5: It's gone. I don't have any depot....
- #66: All right. Move back to the tower now, and recall that we are at 31 December, 1000 hours at the tower. Now hold onto the tower as we move to 14 January 1981, 14 January 1981 and lock in on 1000 hours, and describe from the tower the activity in the target area....
- +42 #27.5: Have a lot of traffic...people and traffic.
- #66: Okay... And now to the depot area, 14 January 1981, to the area you know as the depot area.
- #27.5: Well, I don't have any depot area, just snow.
- #66: Okay. Return to the tower now. Now, holding your position at the tower, I am now going to free you of time limitations. You are no longer fixed in time for observation purposes. Now, from this point on the tower move as necessary through time and determine the purpose and direction of movement of the vehicles that used to be down in the valley in the depot area. Work on this without reporting, without reporting, work on this while I turn the tape over.....
- #27.5: They, uh, they move through the city...into another city, but I have a different direction. I felt from the tower that it was, uh, west, but it, I don't think it's west. It's like they moved east.
- #66: What is it that you are experiencing, what is your experience that makes you say this?
- #27.5: I, uh, I set up myself to stand and face the city, which is the direction the vehicles go...and to follow them.
- #66: Okay. I'm understanding that you're facing the vector of travel from tank depot area to the city.
- #27.5: Correct.

~~SECRET~~

~~SECRET~~

- #66: Continue.
- #27.5: And I follow them, and I ask what direction I'm going, and I got east-southeast, which doesn't make any sense. Uh, this is, uh, early in December. I don't...I don't have the vehicles coming back.
- #66: From the direction vector, from the depot to the city, is there further movement?
- #27.5: Yes, it's like, uh -
- #66: Explain the movement to me in terms of angles away from the vector from the depot to the city.
- #27.5: It's from the depot to the city, and then north, like a right angle.
- #66: A right angle off of the vector from the depot to the city. How much of a right angle?
- #27.5: Thirty degrees.
- #66: All right.
- #27.5: It's to another city....and that's where they are....
- #66: And what purpose do they have at their now location?....
- #27.5: To park. I don't...just park... Like a parade display..... That's all I get.....
- #66: All right. I have no further questions about the target, however, I'd like to give you the opportunity now to comment as you see fit on the perceptions which you've had....
- #27.5: That was all I got.
- #66: Okay, fine. Let's work then on drawing the area which you have perceived.
- #27.5: Okay. The, uh, sorta dotted road line- that's the road. And the tower was like down here, where I wrote tower. And this was a city, like the edge of the city. And all the direction of the military vehicle traffic was like down this paper. And up here in this big wooded section, this was all hills up in here, you know, this whole northern section or this whole upper section of the paper was all hills. And, uh- but like flat hills. And they were all covered with woods, and just like buried in this woods was this big depot. If you drove back past this depot area you would find the armored vehicle parking area. Then all the troops were back up in the woods.

~~SECRET~~

~~SECRET~~

#27.5: And this tower, this white tower down here is where the, uh, a lot of the armor was parked and everything. There, and this first street, very first street corner in the city. I'll label that first street corner...

And, for direction, first I thought that, for some reason I thought they were moving sort of southwest when they went down this road into the city. But when I asked myself the direction of travel at the tower of the military vehicles it was all west, uh, easterly direction. And, I don't know. You know me and my directions, they're usually backwards. So...

#66: Okay.

#27.5: But it was all one way and they didn't come back. They just all went away....

#66: Now when you say they came, when you saw the movement picture they moved from this vehicle parking area, the depot, to the city which you've drawn there on page-

#27.5: They passed the tower, right.

#66: Past the tower into the city, you've drawn on page two.

#27.5: Right.

#66: Now can you draw me the angle of the arrow when they left that city? Where did they go?

#27.5: Okay, I'll do that on page three...city. Now I had them- when I- okay, if you remember I said they appeared to be going east or northeast or something like that. Okay, we'll call this, uh...

#66: Draw me your two vector lines as they come into this city.

#27.5: Vehicle park.

#66: Okay.

#27.5: Tower.

#66: Okay.

#27.5: Okay. I had this into the city. And then when they left the city I had like this direction to another city.

#66: Am I correct in assuming that they stopped in this other city?

#27.5: They stopped in the other city and that's where they're at now. In this other city.

~~SECRET~~

~~SECRET~~

- #66: Now, I want to ask a question that's a bit confusing. When you say that's where they are now, do you mean on the last date I gave you?
- #27.5: Oh, on the last date that you gave me.
- #66: All right.
- #27.5: Okay. Which was the latter, or middle, uh, January. And the second city, incidentally, is a lot larger than the first city. First city would be, uh...uh...write that, first city is 1/100th size, it's a village compared to the second city... This is very large city here...
- #20.5: And we asked you what the purpose was in that.
- #27.5: They were- they just went there and parked, like in a neat parade fashion and that's exactly the way they are now, or were, on the 14th of January.
- #20.5: What I want you to do is, is, I want you to draw, uh...following the large armored vehicles that you saw-
- #27.5: Uh-huh.
- #20.5: -with the large barrels, the helmet that you saw on the troops-
- #27.5: Okay.
- #20.5: -and the vehicle markings that you saw when you were asked to describe the vehicles that were in the convoy (mumbling). Okay?
- #27.5: Okay.
- #20.5: Those three things, uh, I'd like to get drawings of them.
- #27.5: Okay, on page four is the tank. And this, uh, this thing was like really big, very heavy and, and uh, guppy looking, you know, really a fat looking tank, you know. And uh, quite obviously the turret was overly large for the body of the tank and very heavily plated, as was the flat steel plate, which was right in the front. That was also extremely heavily armored, and had a very discernable belly to it. And that was just rumbling down the road. And the, uh, page 5, portion A is, uh, an example of the helmet that was bein' worn by the troops. And then, uh-
- #66: What color is the helmet?
- #27.5: The helmet's really a strange thing. It's, uh...I kept getting like this color between tan and green. Uh...an earth, like an earth green. I don't know how to explain that, but it's, you know, it wasn't quite green, it wasn't quite tan. But it looked

~~SECRET~~

~~SECRET~~

#27.5: like it had been hand painted with a brush. I put like these brush markings on here. It was almost as if it was painted that way so as to break up reflection or something like that. You know, you could, if you were standing right up close to it you could see the brush strokes in the helmet. But far away it would lend it a different reflective pattern, you know, in different sections of the helmet.

Then on part B of page 5 is an example of the way the markings were laid out on the door of one of the vehicles. There's like a red diagonal stripe, it's got a slight curve to it. And embedded across that red stripe, partially half in the red stripe and half out are some small white letters, or numbers rather. And then to the right of the red stripe are like, uh, a cross hatch pattern that's canted a little bit to the right and it's like a double white line on top of a double white line. It's uh, hard to see the markings 'cause of the type of camouflage that's used on the vehicles right now. They're also like the same color of the helmet, but in this case they also have a white paint splattered on 'em, or something like splashed on or painted on or, you know, like a really bad job of paintin' 'em white. Just strikin' 'em with a...with a white brush.

#66: Okay.

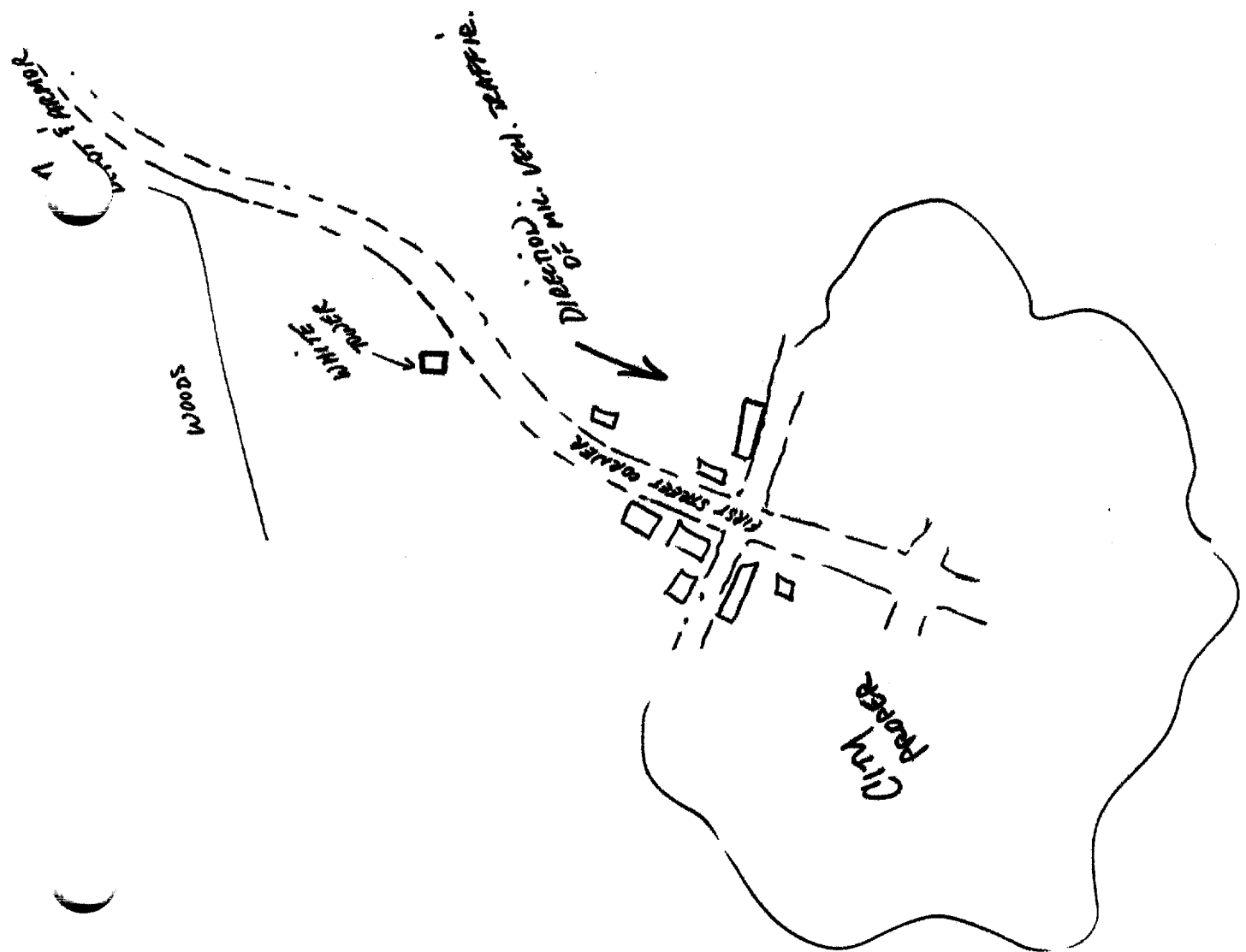
#27.5: That's all.

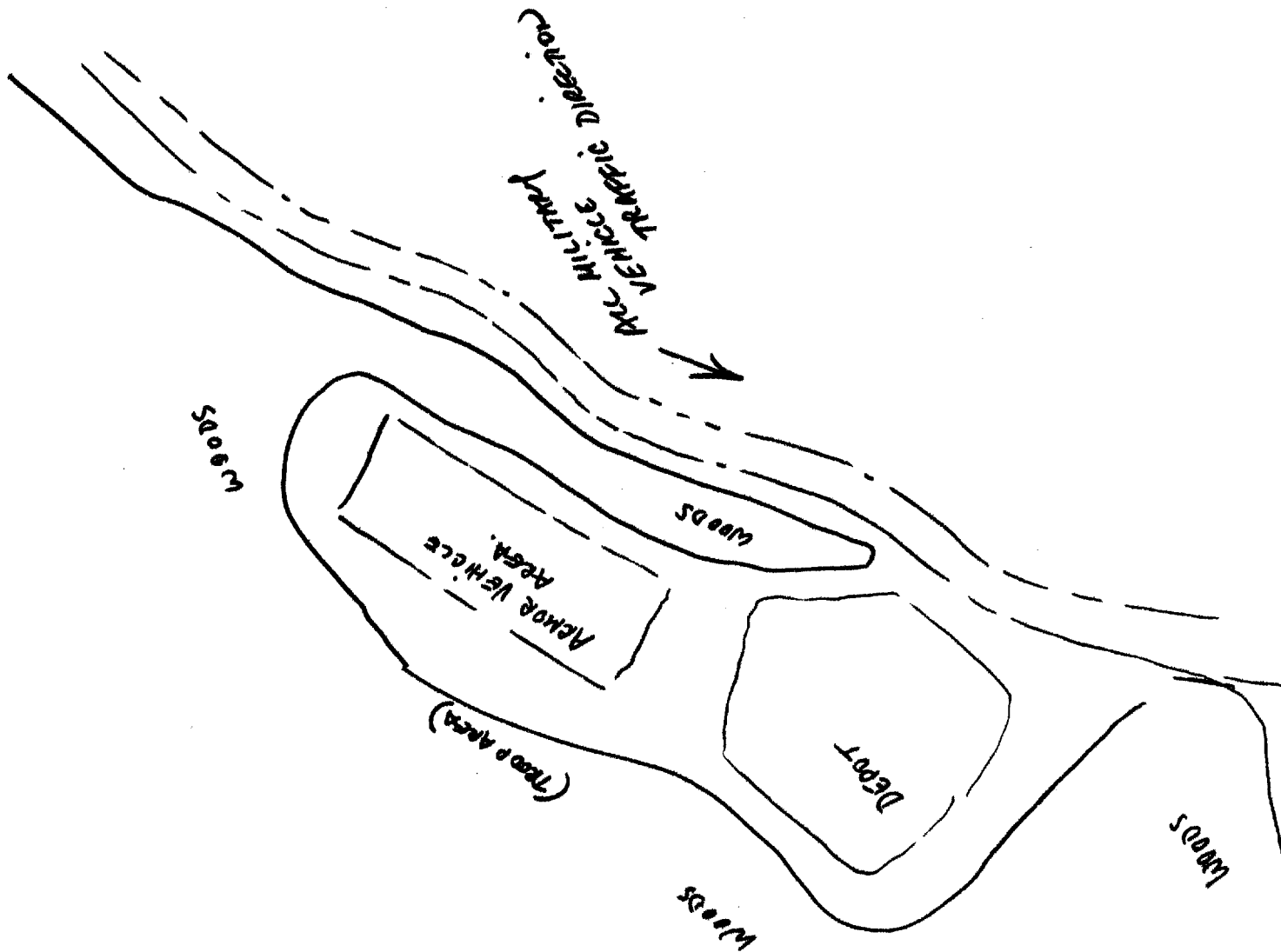
#66: You have any further comments about the session?

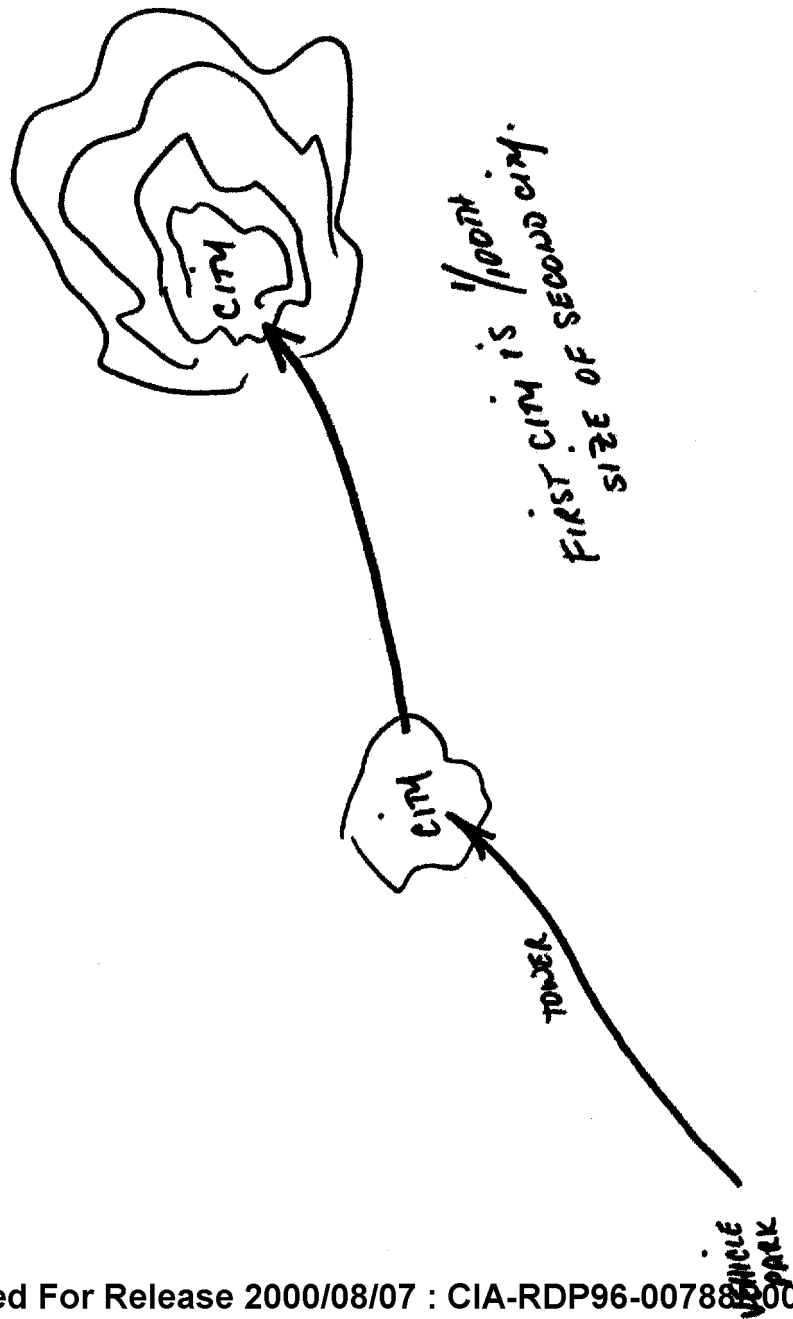
#27.5: No, not really.

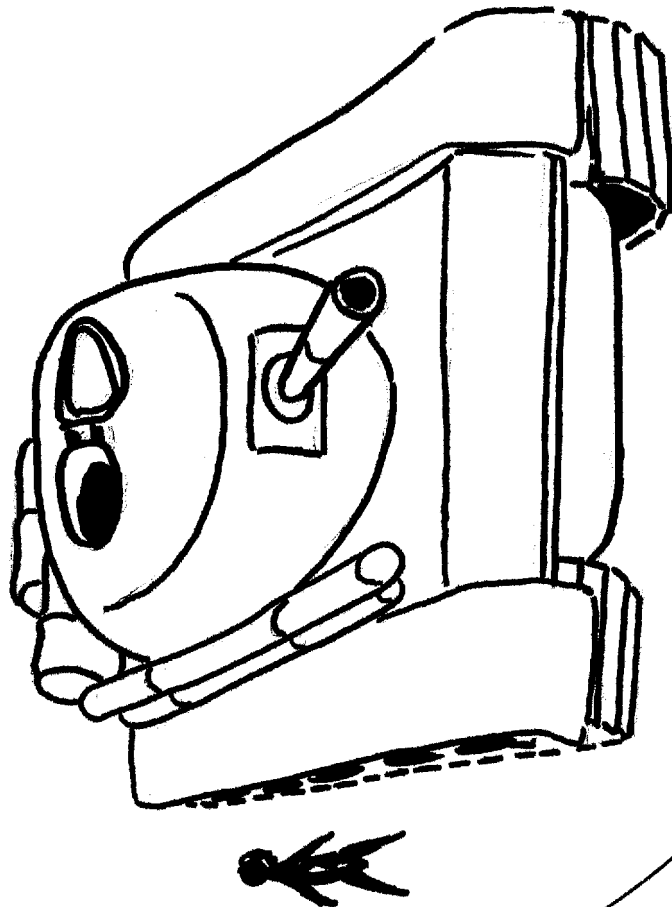
~~SECRET~~

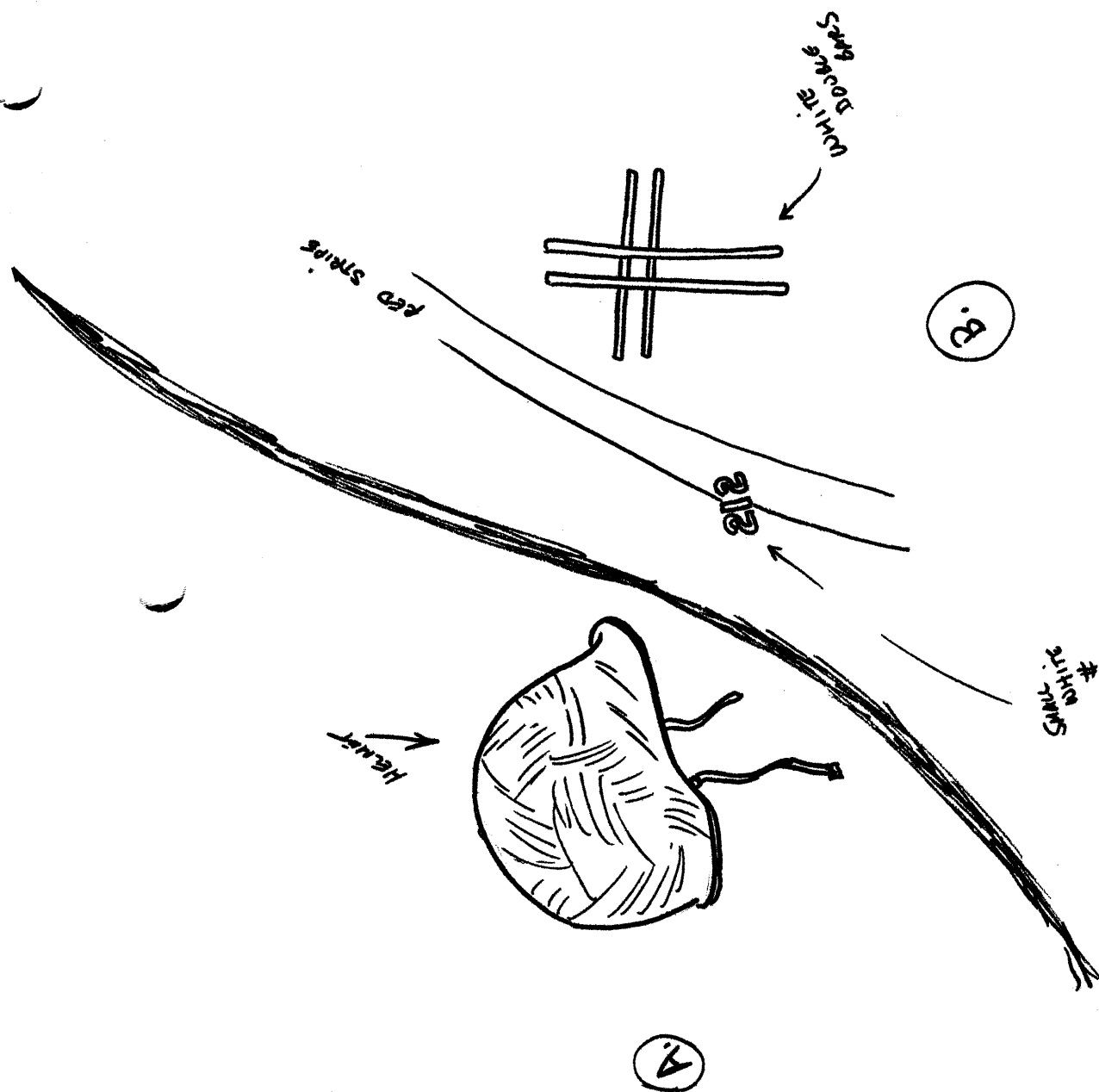
TAB











TAB


~~SECRET~~

TARGET CUING INFORMATION

REMOTE VIEWING (RV) SESSION DC-35

1. (S/NOFORN) Prior to the session the remote viewer was told that he would be provided with a geographic coordinate and that his job would be to describe the target area as of 051000 Dec 80 local target time.
2. (S/NOFORN) At the beginning of the session the viewer was provided the following space/time coordinate as a tool for him to focus on the desired target:

SG1A



051000 Dec 80 at the target

3. (S/NOFORN) During the session the viewer was asked to elaborate on portions of his perceptions by the interviewer as directed by the control room monitor. See TAB C.

NOT RELEASABLE TO FOREIGN NATIONALS

~~SECRET~~

TAB

~~SECRET~~

CONTROL ANALYST COMMENTS

REMOTE VIEWING (RV) SESSION DC-35

1. (S/NOFORN) Prior to the session, the interviewer was provided the following information for targeting of #27.5:

a. (S/NOFORN) Interviewer was informed that #27.5 had worked against this target previously (see DC-03). However, during session DC-03 the targeting data was kept in a sealed envelope and #27.5 has not been told anything about the nature of location of the target.

b. (S/NOFORN) Targeting data for DC-35:

SG1A (1) Focus your attention on the coordinate

SG1A

(2) Access the target at 1000 hrs, 5 Dec 1980, using local target time.

c. (S/NOFORN) EEI (Provided to interviewer but not to #27.5):

(1) Description of target area (control analyst will attempt to decide if and when Remote Viewer in "on" target).

(2) Control analyst will guide you to desired position of observation. (This will depend on data presented by Remote Viewer.)

(3) Move forward thru time in increments as indicated, assessing activity at the target. Be attentive for any perceived level of activity which changes.

(a) 1000 hrs, 5 Dec 80

(b) 1000 hrs, 8 Dec 80

(c) 1000 hrs, 11 Dec 80

(d) 1000 hrs, 14 Dec 80

(e) Move forward in time to 31 Dec 80.

(f) Move forward in time to 14 Jan 80.

2. (S/NOFORN) In-session targeting: During the session, the control analyst provided the following guidance/direction to the interviewer at the approximate times indicated:

(a) +15 min: Are there any markings on the vehicles?

~~SECRET~~

~~SECRET~~

- b. +20 min: Using observation tower as point of reference, begin moving him through time sequences as outlined.
- c. Unknown: Tell us about the troops in trucks.
- d. +46 min: Where did the vehicles in valley go, and what was their purpose?

MURRAY B. WATT
LTC, MI
Control Analyst
Project 8035, Session DC-35

~~SECRET~~