

INSCOM
GRILL FLAME
PROGRAM

SESSION REPORT

CLASSIFIED BY:MSG,DAMI-ISH
DATED: 051630ZJUL78

NOT RELEASABLE TO FOREIGN NATIONALS REVIEW ON: *October 2000*

GRILL FLAME

R-027-80
Copy of Teapue

~~SECRET~~

SUMMARY ANALYSIS

REMOTE VIEWING (RV) SESSION D-73

1. (S/NOFORN) This report documents a remote viewing session conducted in compliance with a request for information on a target of interest to USI.
2. (S/NOFORN) The remote viewer's impressions of the target are provided as raw intelligence data, and, as such, have not been subjected to any intermediate analysis, evaluation or collation. Interpretation and use of the information provided is the responsibility of the requestor.
3. (S/NOFORN) The protocol used for this session is detailed in the document Grill Flame Protocol, AMSAA Applied Remote Viewing Protocol (S), undated.
4. (S/NOFORN) Following is a transcript of the viewer's impressions during the remote viewing session. At TAB A are drawings made by the remote viewer reference his impressions of the target site. At TAB B is target cuing information provided the remote viewer.

NOT RELEASABLE TO FOREIGN NATIONALS

~~SECRET~~

~~SECRET~~

TRANSCRIPT

REMOTE VIEWING (RV) SESSION D-73

TIME

#66: This will be a remote viewing session for 0900 hours,
9 October 1980.

Relax and concentrate now. Relax and focus your attention
on your target for this morning. Relax and focus only
on your target for this morning:



SG1A

Place your attention solely and completely on your target.
Relax. Relax and concentrate.



SG1A

Focus on the target now and describe the area to me.

PAUSE

+03 #46: Ah, this is some quite high.... Looks like a, like a port
city...very, uh.....with the, uh, with the water
runnin' right....dark facilities and the city on the left.

PAUSE

#46: I'm in front of the bow of a big ship, black ship.....
And I (mumbling) the structure.....sort of a red line in
the top of the hull and then black...

#66: Ask yourself what is it of importance to the target?

+07 #46: Oh, some kind of.....more like detection warning...purpose
is detection.... Like a Russian troller or something.....
(lower)

#66: What is it you are sensing? What is it that you are exper-
iencing that makes you say detection?

#46: Revolving....antennas and gear...superstructures. Course
it's just an impression coming from the vessel...of several
active antennas on top of the superstructure.

#66: Tell me again what's on top of the superstructure.

~~SECRET~~

~~SECRET~~

#46: I get all kinds of shapes of antennas. Pan antennas are small antennas...oh, active or revolving.

+09

#66: Describe the size of the ship itself.

#46: (Mumbling)...it's wider than a destroyer, but shorter... fatter and yet more.....

#66: Study now a profile of the ship so that you might be able to draw it for me later. Study the profile, working from the front to the rear.

PAUSE

#66: When you complete your study of the profile, describe for me the climate in this area of the world.....

+12

#46: Right now it's damp, kind of (mumble)...in the 60 degree range.....

#66: Fine. I have no further questions about the target at this time, but I would like to give you the opportunity to explore the target on further on your own. As you do, ask yourself what is the most important aspect of this target that I can learn. As you explore the target on your own, ask yourself what is the most important aspect of this target I can learn.

#46: I gotta tell you it's early morning, before... it's almost...

#66: Did I understand you to say it's early morning?

#46: Yeah, it's be...before daybreak or at the daybreak.

#66: All right.

PAUSE

#46: I think it's most important function is still connected with detection and it has something to do with a bright shaft... It, uh..seems to move directly from on of the detecting apparatus antennas to (mumbling) to the.....superstructure with this, uh...I don't know. Electronic deciphering device and then the shaft goes all the way down to the lower structure of the ship.....

#66: Is this last comment in response to what is the most important aspect of the target?

#46: Yeah.

#66: All right.... Remember now, in great detail, everything that you have seen. And when you're ready let's prepare to draw that which you have perceived.

~~SECRET~~

~~SECRET~~

- #46: Something about this turn as well. Something about being able to see....see....see through the, um, through the ocean floor. It's like a mirror you would see through. You could see the ocean, it's depth and something else.
- #66: What is it that you are experiencing that makes you say this?
- #46: It's just like a window that would be placed right at the bottom hull of the stern so that you could see right through the stinkin' thing..... Something about...the uniforms of the crew that..... There's a color of red on an all blue uniform... On the pom-pom at the collar where the...below the neck, supposed to be something. I'm all through unless you got something else.
- #66: What is it that attracts you to the uniforms?
- #46: The red....the red, uh, the red trim.
- #66: All right.
- #46: This appears to be a, kind of a dress uniform for, uh, enlisted people, I think.
- #66: All right. I would like to ask just one more question.
- #46: Go.
- #66: What is it that you sensed, what is it- did you have a visual, a mental, a hearing- what is it that you actually sensed?
- #46: I was tryin' to find out who was manning this thing.
- #66: Yes, I, I'm referencing this window or mirror in the rear of the hull.
- #46: Oh, that. Yeah, I was looking the ship over and seeing- I knew what the purpose of this superstructure was, and the detection I was getting, kept a changing, getting a changing picture of the stern where it would change from the curvature to a two section portion of that cutaway, like you would have in a...for, uh...for salvaging something. It kept changing on me so I thought I'd take a closer look at that area.
- #66: All right. Is there anything else you have to add now?
- #46: No.
- +23 #66: All right. Let's draw the impressions you've had.
- #46: Okay.

~~SECRET~~

~~SECRET~~

- #46: Okay, I'll label the general overview as, uh, number one. And I'll just draw a grid. On the right hand was, uh.... (can't hear due to background noise)...this was a seaport area, with the docks here, and the city area, pretty populated area, here. Okay. And my attention was eventually focused right here.
- #66: You've drawn the "X"- there!
- #46: The "X", this is where I found the...my attention was to this, this vessel.
- #66: Okay. Now move to page 2 then, and draw the vessel.
- #46: I'll try... The way I got this thing was from the front, really. It was a weird thing, 'cause I was standing in front of it and I had to move up to it. What brought my attention was this superstructure, so I wanna draw it from the front then I'll draw it from the side.
- #66: Okay. I believe you saw it first from the front.
- #46: Yes. (Mumbling) Let me start *with* what I'm seeing. I was, my attention was captured by this...superstructure of the ship, which was white..... And I have all kinds of antenna type things here... Okay. And this would've gone to the deck. Something like this if I would have longer..... This would've been the...the bow.
- #66: Okay.
- #46: Okay? Somethin' like that on there...
- #66: Okay, so you're up above a little bit-
- #46: Yes.
- #66: -looking down at this ship. Okay, why don't you label your antennas...
- #46: Yes.
- #66: And the bow of the ship is towards the bottom of the page then, so-
- #46: Yeah.
- #66: Okay. I see it, mm-hmm.
- #46: Okay, I'll try a side view. Okay?
- #66: Mm-hmm.
- #46: To me it loomed very big, but I know it's just because of the close proximity.

~~SECRET~~

~~SECRET~~

#66: Okay.

#46: I can draw impressions, but I can't draw for the sake of drawing. And there was a...well, let me see...the hull was very black, dark black:...

#66: Okay.

#46: That's pretty dark. And there was a, uh, sort of a red line here, on the side. And then I went to the superstructure here (mumbling) is where the antennas were. Something like that anyway.

#66: Okay.

#46: And the water line was dull red too. And it was out of the water. Not out of the water, but portions of the water line are showing.

#66: Okay. As though it wasn't fully loaded and you could see that the-

#46: Yes. Yeah.

#66: Okay. Label the antenna area. I know you didn't draw me detail, but just...okay..... So we have a white superstructure, with a red strip at the top of the hull, then a black hull, then you can see below the water line a little bit, where it's kind of a dull red.

#46: Yeah, yeah.

#66: Okay.

#46: And, the, uh...the stern portion kept changing on me. And I'll label this as two different sections, from this type of stern...Okay, that's from an overview type thing, to one that was square and broken up here.

#66: Okay.

#46: Okay. And they're kind of intriguing. 'Cause I wanted it to settle down on one of those two, so I'm tryin' to find out what the purpose-

#66: Okay, why don't we label those "A" and "B". "A" being the drawing of a round stern, and then-

#46: Yeah.

#66: -your, that, a changing impression to a drawing B where it was a stern with an opening in it.

#46: Yeah.

~~SECRET~~

~~SECRET~~

- #66: Okay. Talk a little bit more about how you felt about that?
- #46: Yeah, I was, because of these changing impressions I was trying to find if this served a purpose too, and that's when the idea of the mirror came in, and had something to do with looking into the ocean, right through the stern. And that was about here. And note that I went back to the round stern to find it.
- #66: Okay. So when you were confused about this stern thing, I understand you say then that you thought about some mirror type thing that you'd look through to look down into the water.
- #46: Yeah. It's as if it were part of the hull, built into the hull-
- #66: Okay.
- #46: -so that you could see directly into the ocean.
- #66: And when you had that concept, that seemed to be in the rounded hull-
- #46: Yeah.
- #66: -type configuration.
- #46: Yes.
- #66: All right.....
- #46: Okay.
- #66: Now what was this thing, uh, about-
- #46: Oh, yeah.
- #66: -an antenna and a light shaft or something?
- #46: Oh, yeah, yeah. When you're try-, when you're pinpointing me on that-
- #66: Most important aspect of this target, uh-huh.
- #46: I concentrated on that, and it comes from on top, say in drawing two, okay, over the superstructure. Something related to these antennas where it's a direct pull. Now, well, let me explain it first. Then it all went, all the way through the superstructure and was picked up here by electronic type gear...a monitoring type station, and went all the way down to the hull. All the way to the bottom here somewhere. So, if I were to draw it of course you can't see it.

~~SECRET~~

~~SECRET~~

#66: Okay, so in drawing three you're depicting, uh, something that does what now?

#46: It is a white spherical antenna type thing that goes through the entire height, uh, of the ship, from the superstructure-

#66: Did you mean to say-

#46: -attached to some antenna from all the way down to the bottom of the hull.

#66: Okay, now, you used spherical, did you mean cylindrical?

#46: Cylindrical, right.

#66: Right.

#46: Yeah.

#66: A white...would you use s-

#46: It's very shiny.

#66: -spherical or cylindrical?

#46: Shiny, like, uh, shiny steel, shiny-

#66: Okay, and you called it some sort of antenna thing?

#46: Yeah, it's connected to the antennas.

#66: Connected to the antennas on top?

#46: Yes.

#66: And it goes down...

#46: Okay, that's an electronic monitoring station.

#66: At the hull you have something you've labeled electronic monitoring station.

#46: Yes.

#66: And then where does this cylindrical white shaft go?

#46: All the way through. All the way down to the hull.

#66: And it goes to the hull?

#46: To the floor of the hull.

#66: Okay.....

~~SECRET~~

~~SECRET~~

#46: I don't know what to call that, a lead or a pipe or a...
I don't know.

#66: Okay.

#46: It's a shiny cylindrical tube.

#66: Did anything happen down at the hull line?

#46: No. Empty mostly.

#66: Okay.

#46: Okay. Anything else?

#66: Now the uniforms seemed to attract your attention.

#46: Oh, yeah.

#66: Did you feel like you wanted to-

#46: That was a parting shot. I was tryin' to find out who...
who was manning the vessel.

#66: Okay.

#46: And I just-

#66: Why don't we move to another page here, page 5.

#46: I have two distinct impressions where...these, you know,
you've seen these sailors with pom-poms, this was...a red
pom-pom.

#66: On top of a sailor's cap?

#46: On top of a sailor's cap.

#66: I see.

#46: Okay. Then in the sailors uniform...there was some red
here, red border that seemed to be meaningful.

#66: Okay. On the shirt portion about the chest?

#46: Yeah.

#66: Okay.

#46: This was red, I mean white background here, and gray or
black stripes or something. But the red seemed meaningful.

#66: Okay.

~~SECRET~~

~~SECRET~~

#46: And that was sort of a...uh, EM uniform.

#66: Okay.

#46: Might identify who the hell it was.

#66: All right.

#46: I don't have anything else unless you can think of something.

#66: No. Let me review your drawings here and see if there's anything else... Okay, I think that that about covers it then. You have a port city, and it's a large populated city area. You were attracted to the portion of the place by the "X".

#46: Yes.

#66: At which point you felt there was the ship, so we moved to drawing two. And at one time you called this in size, um, like a Russian troller maybe it was a detection type thing or something.

#46: Yes, yes.

#66: Okay. Fine. I don't have any further questions then.

#46: Okay.

#66: Thank you.

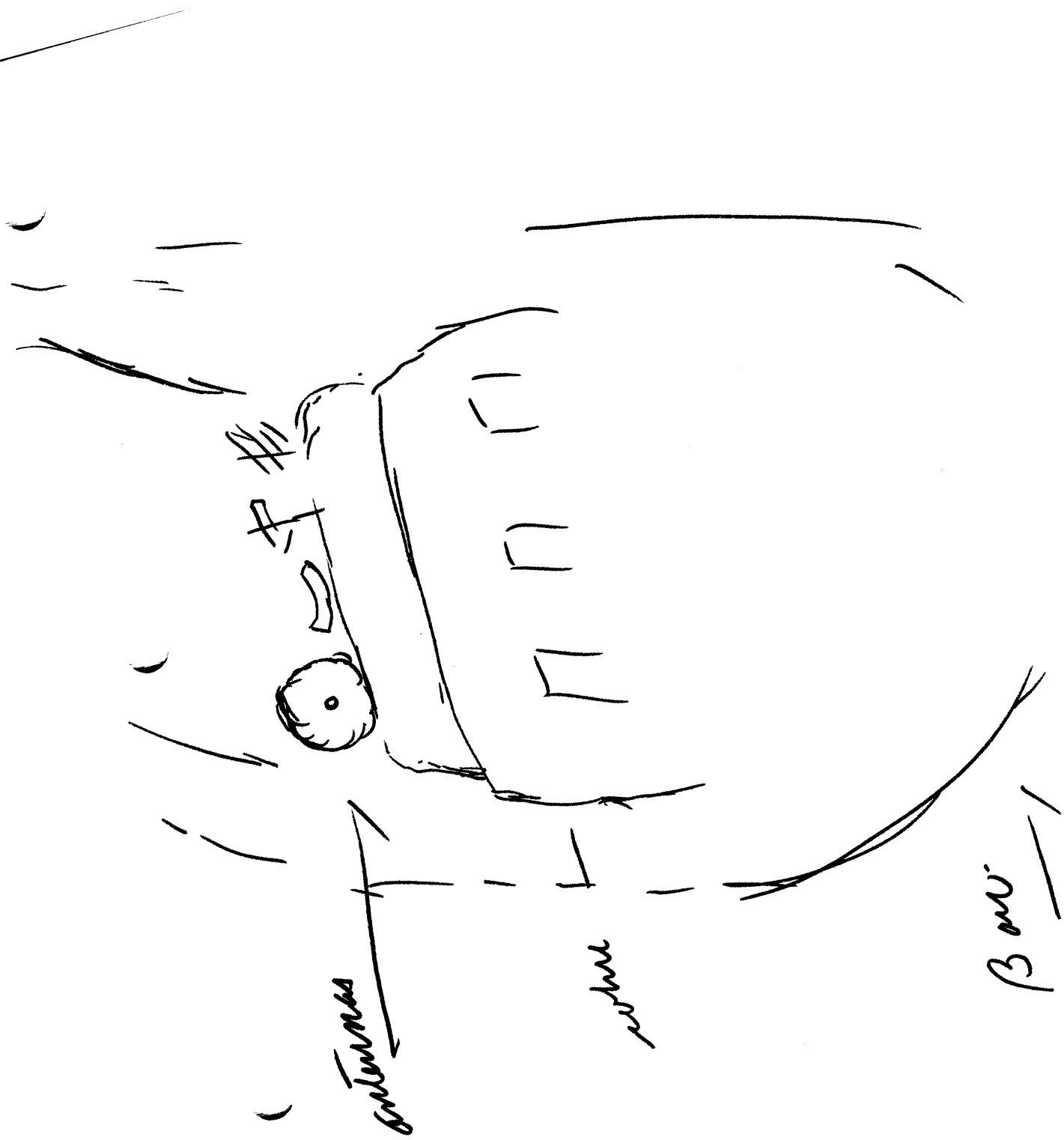
~~SECRET~~

TAB

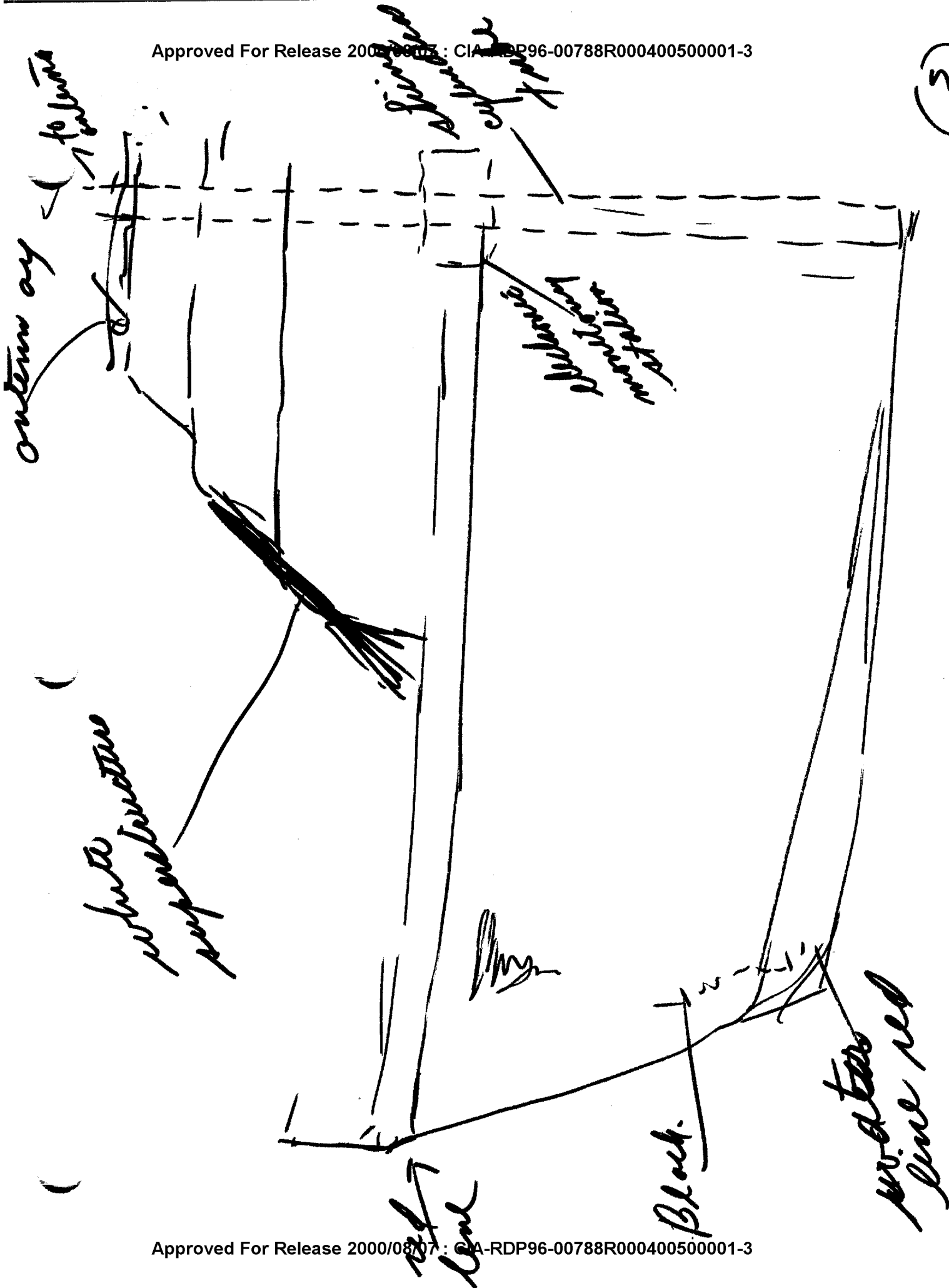
①



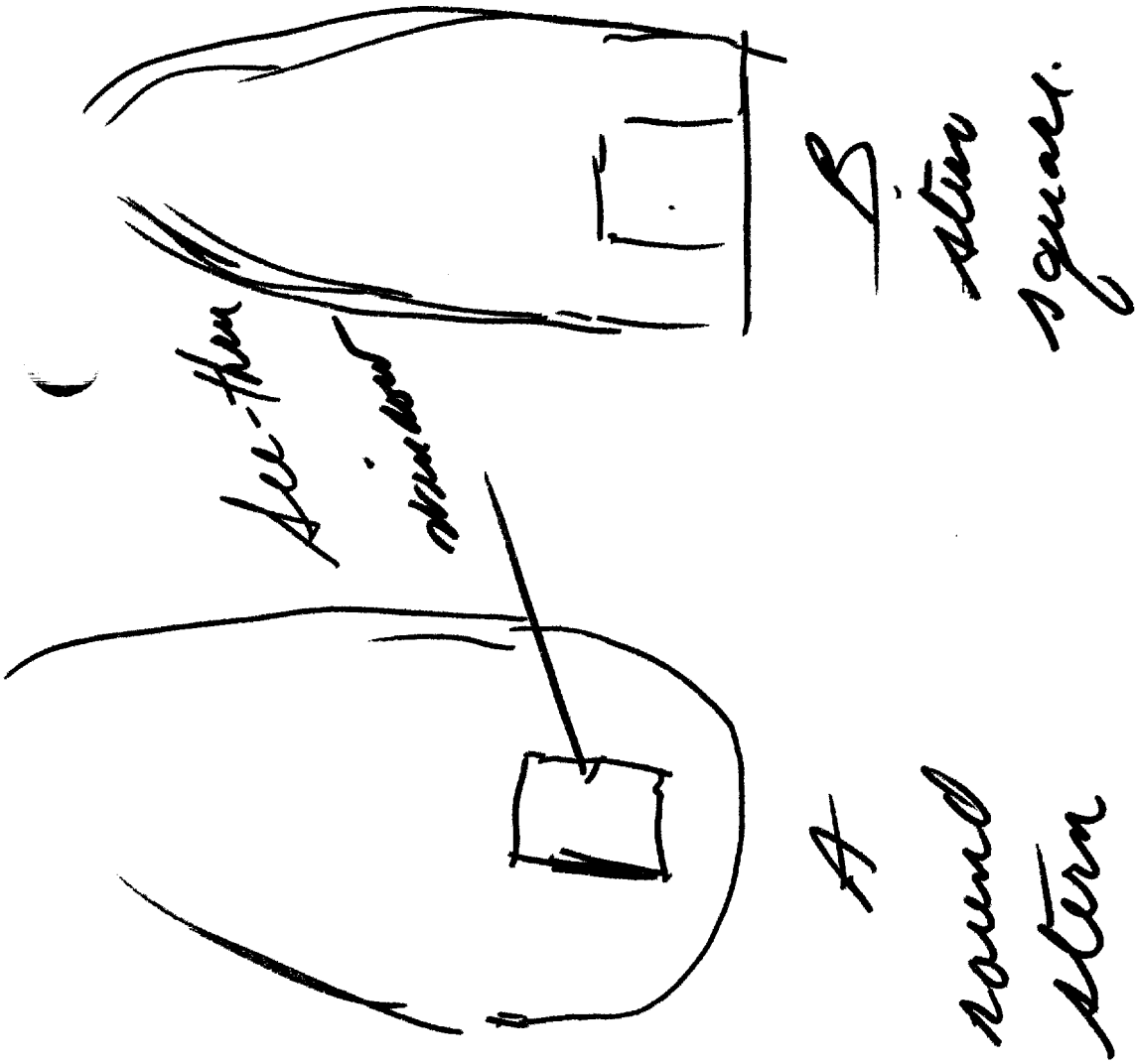
2



(3)



(4)



5

uniform

ped



ped
border:




TAB

~~SECRET~~

TARGET CUIING INFORMATION

REMOTE VIEWING (RV) SESSION D-73

1. (S/NOFORN) Prior to the session the viewer was told only that he would be given geographic coordinates at the start of the session.
2. (S/NOFORN) At the start of the session the viewer was provided the following geographic coordinate:



SG1A

NOT RELEASABLE TO FOREIGN NATIONALS

~~SECRET~~
ORCON