

~~SECRET~~

GRILL FLAME

PROGRAM

SESSION REPORT

GRILL FLAME

CLASSIFIED BY:MSG,DAMI-ISH

DATED:051630ZJUL78

REVIEW ON: 8 Oct 2000

GRILL FLAME

NOT RELEASABLE TO FOREIGN NATIONALS

~~SECRET~~

R-012-80

~~SECRET~~

SUMMARY ANALYSIS

REMOTE VIEWING (RV) SESSION D-70

1. (S/NOFORN) This report documents a remote viewing session conducted in compliance with a request for information on a target of interest to USI, given geographic coordinates of the target area.
2. (S/NOFORN) The remote viewer's impressions of the target are provided as raw intelligence data, and, as such, have not been subjected to any intermediate analysis, evaluation or collation. Interpretation and use of the information is the responsibility of the requestor.
3. (S/NOFORN) The protocol used for this session is detailed in the document, Grill Flame Protocol, AMSAA Applied Remote Viewing Protocol (S), undated.
4. (S/NOFORN) Following is a transcript of the viewer's impressions during the remote viewing session. At TAB A are drawings made by the remote viewer reference his impressions of the target site. At TAB B is target cuing information provided the remote viewer.

NOT RELEASABLE TO FOREIGN NATIONALS

~~SECRET~~

~~SECRET~~


TRANSCRIPT

REMOTE VIEWING (RV) SESSION D-70

TIME


#66: This will be a remote viewing session for 0900 hours, 8 October 1980.

Relax and concentrate now. Relax and focus your attention solely and completely on your target for today. Your target is designated as:



SG1  
B

Fix your attention solely and completely on this point on your target:



SG1  
B

Focus now. Focus now on your target and describe the target area to me.

PAUSE (10 minutes)

+10 #66: Focus now on the target and describe the area to me.

PAUSE

#11: I'm not getting much, other than the sky is blue and the trees are green, you know. There's just nothing...unusual that pops in. There seems to be...row of straight trees. Possibly a set of railroad tracks somewhere going off in the distance. That's it. It's just...I don't see anything other than just countryside.

#66: Ask yourself, ask yourself for information relating to the important aspects of this target area. Ask in you mind for information relating to the important aspects of this target, and describe your imagery to me.

PAUSE

#11: I don't think we're gettin' anywhere.

+19 #66: Report your impressions to me.

#11: I had tanks and tracks in two different forms. I saw what would appear to be a set of railroad tracks. And then I

~~SECRET~~

~~SECRET~~

- #11: was looking into a big, empty storage tank. Then...after your last question I saw what would appear to me like a BTR-50PK, an armored personnel carrier. Other than that there's nothing.
- +20 #66: All right. Let's draw the impressions that you had.
- #11: What would you like to know about this?
- #66: Well, if you could kind of reiterate, because I know you look at scenes and then you tell me about 'em later. So now if you'd explain to me what you've done here in drawing one, as though it were real time. What did you perceive as you looked at it?
- #11: Well, there just seemed to be a tree line in front of me. The trees were unusually...straight and ordered, like they were planted there in a straight row on purpose. There were green rolling wooded hills behind that. I had the feeling that there may have been a set of railroad tracks in front of me. And at one time I turned around and saw what even may have been an old dilapidated country type depot. Okay? Nothing, nothing for unloading or offloading equipment or whatever, just a little train stop for somebody to get off.
- Uh...in drawing two the only, the only imagery that I had were just bits and pieces, uh, flashes here and there... Um...A, uh, I had a very strong feeling that at one time I was looking at an empty storage tank. Like the type of tank they use to store nash-, na-, natural gas, or whatever. It's the round, very large type thing. Uh, there was nothing in it, it was empty. Uh...at one point in time I saw a line of what looked like railroad ties.
- #66: These are in-, this is drawing C?
- #11: Yeah, item C. The railroad ties.
- #66: Okay.
- #11: And they went off into the distance. But I didn't see any rails on it. Uh...so I don't know what that was. It was three dimensional, and there were blocks of some type. Long and narrow, just like railroad ties, and they went off into the distance.
- B in drawing 2 is...was a, uh...armored personnel carrier... on tracks. In fact, it was moving. Uh...nothing special about this personnel...carrier, other than the fact that it's an old, old Soviet BTR-50. It's nothing new or modern or anything like that. It's actually an ancient piece of equipment.

~~SECRET~~

~~SECRET~~

#66: Okay. Now am I correct in assuming that the drawings depicted here in page 2 are the imagery you received when you asked yourself what was important about the target?

#11: Yeah....

#66: Okay. Now what do you feel overall about this target, as far as, you know, the activity going on or...uh... You seem to be having a little trouble developing anything that you found attracted to or found important. What's your feeling on that?

#11: To me it was just, uh, very quiet country side. There was nothin' goin' on. There wasn't...there wasn't anything there that I found of interest.

#66: Okay. Anything else you'd like to add then?

#11: No. The only, the only odd thing that came to my mind before we, before we stopped the session or whatever, is that I saw the storage tank and then these tracks. Tracks, I mean railroad tracks. And then I see the armored personnel carrier, which is a tracked vehicle.

#66: Mm-hmm.

#11: Maybe it's...you know, tanks and tracks.

#66: You're saying that they're--

#11: In two different forms.

#66: You're saying that there might be a semantic, uh, interpretation in your brain between railroad tracks and tracks as in tracked vehicles.

#11: Well, not really, cause normally I don't--

#66: Mix things up that way?

#11: Yeah. So I really don't know, it's just--

#66: Okay. Now these in-, I have one question about, uh, page 2 item C... I don't fully understand your explanation, so I don't want to suggest anything to you, but I do want to say is that-, are the size of those things railroad tie size-

#11: Right.

#66: -or is that a row of similar buildings?

#11: Well, that's hard to say, but to me they look like railroad ties. In fact, I was wonderin' where the tracks were.

~~SECRET~~

~~SECRET~~

#66: Okay.

#11: So, uh... No, they, uh, they appeared to be actual railroad ties all in a row without the tracks.

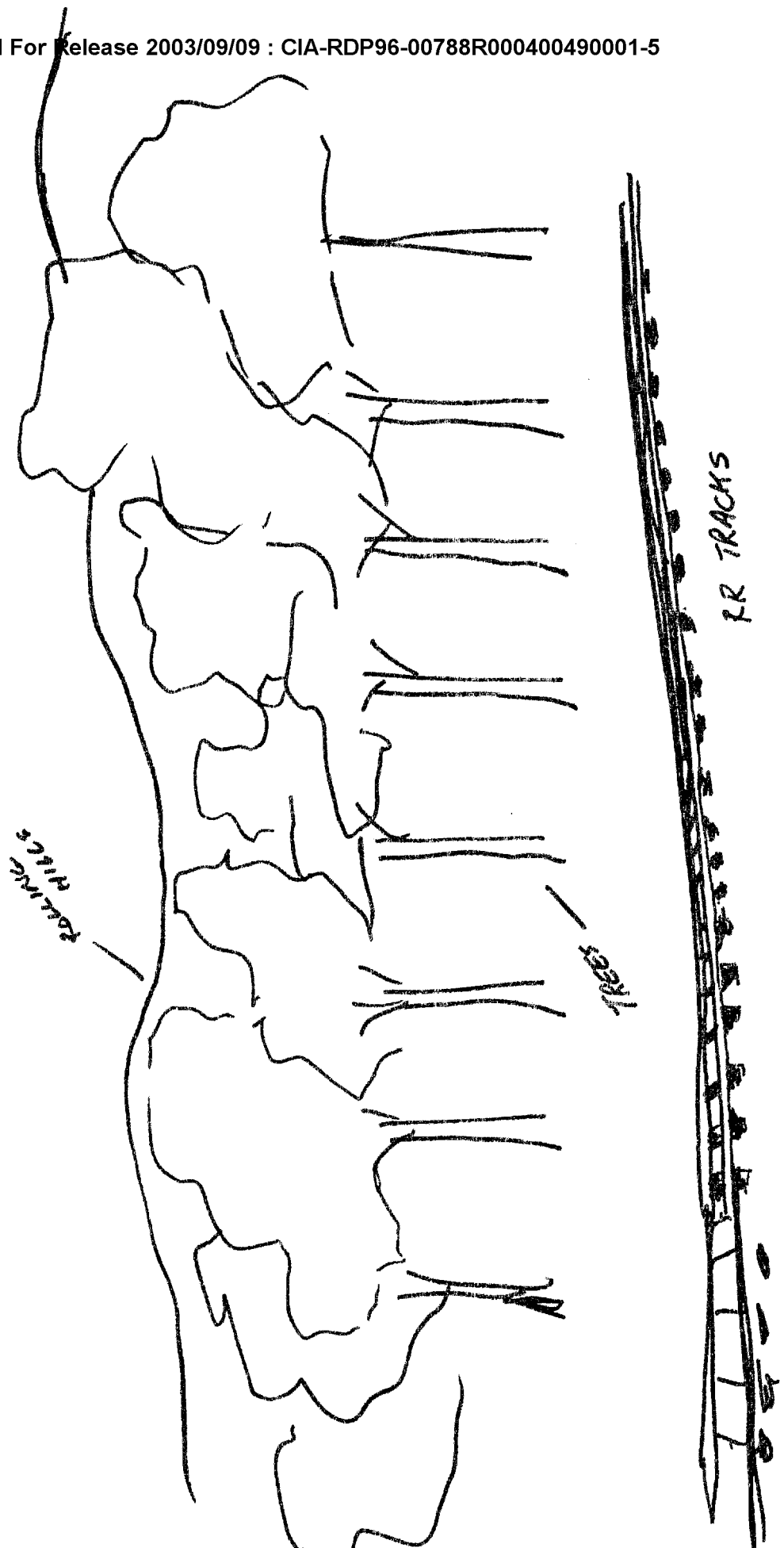
#66: Okay, fine.

#11: Without the rails.

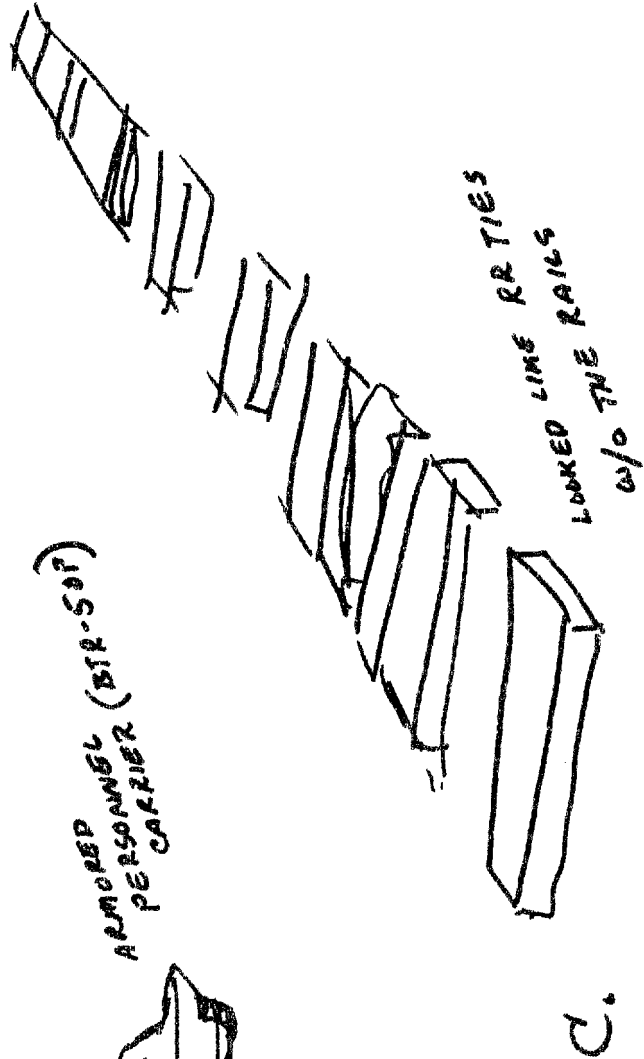
#66: Okay, that'll do it then.

~~SECRET~~

**TAB**








**TAB**

~~SECRET~~

TARGET CUING INFORMATION

REMOTE VIEWING (RV) SESSION D-70

1. (S/NOFORN) Prior to the session the viewer was told that when the session began he would be provided geographic coordinates of his target. He was given no further information.
2. (S/NOFORN) At the start of the session the viewer was provided the following geographic coordinates:



SG1  
B

NOT RELEASABLE TO FOREIGN NATIONALS

~~SECRET~~  
ORCON