

~~SECRET~~

INSCOM
GRILL FLAME
PROGRAM

SESSION REPORT

CLASSIFIED BY:MSG,DAMI-ISH
DATED: 051630ZJUL78

NOT RELEASABLE TO FOREIGN NATIONALS

REVIEW ON: July 2000

~~SECRET~~

Copy 1 of 2 copies

~~SECRET~~

SUMMARY ANALYSIS

REMOTE VIEWING (RV) SESSION D-1

1. (S/NOFORN) This report documents a remote viewing session conducted in compliance with a request for information on a target of interest to USI. The purpose of this session was to describe the activity within a target structure in a photograph.
2. (S/NOFORN) The remote viewer's impressions of the target are provided as raw intelligence data, and, as such, have not been subjected to any intermediate analysis, evaluation or collation. Interpretation and use of the information provided is the responsibility of the requestor.
3. (S/NOFORN) The protocol used for this session is detailed in the document Grill Flame Protocol, AMSAA Applied Remote Viewing Protocol (S), undated.
4. (S/NOFORN) Following is a transcript of the viewer's impressions during the remote viewing session. At TAB A are drawings made by the remote viewer reference his impressions of the target site. At TAB B is target cuing information provided the remote viewer.

NOT RELEASABLE TO FOREIGN NATIONALS/ORCON

~~SECRET~~

~~SECRET~~

TRANSCRIPT

REMOTE VIEWING (RV) SESSION D-1

TIME

#66: This will be a remote viewing session for 1400 hours,
29 July 1980.

PAUSE

Relax and concentrate now; relax and concentrate. Focus your attention now on the structure in the photograph I have shown you. Focus your attention on the structure in the photograph I have shown you. Holding your focus in present time, move to the structure. Holding your focus in present time, move to the structure in the photograph, and describe the structure to me.

PAUSE

+04 #07: I had the target a minute and a half; just trying to settle down. It.....confusing.....I saw what looked like a black bubble, and it's disappeared. I saw too....in a white.... big low...one of 'em...colanders.

#66: I don't understand you.

#07: It looked like big...of 'em colanders. Big, big...dish with holes in it.

#66: Okay. Describe the activity in the target structure.

+06 #07: I don't see any activity. Just, just...looks very sparse. It's not furnished like a dwelling. It's ...I saw some birds, and I thought it was....I thought it was like a pigeon loft. I saw this stuff in there, and I thought....it's a funny place to store....whatever it is. In a sense it...uh...this big colander shaped thing with holes in it is somehow...something to do with electronics.

#66: And, what makes you say this?

#07: I saw connectors, connectors. I don't know what the hell that bird's got to do with this.

PAUSE

#07: I sense some kind of passive collector.

#66: And, what makes you say this?

~~SECRET~~

~~SECRET~~

#07: It's not logic; it's.....I saw.....

#66: Yes.

#07: A dish like shape in front of it at.....about 30 degrees above the horizon, and it, it had no horn. I immediately just felt that it was.....only half complete or sterile.... symbolically passive..... Hard to describe, but.....

#66: Place your hand on the object you found so that you may maintain continuity, and search around the rest of the inside. I assume that you are looking inside.

#07: I have already got it.

PAUSE

There's...umm...some type of...I don't like...passify... something over here...a box...just a very heavy box about a foot to 14 inches wide, and about 18 inches long..... 2 inches high...gray...cables.

#66: Am I correct in assuming you're inside?

#07: Yeah. It's just...uh...it's just cheap, cheaply constructed.

#66: All right. This box device that you've found, move over and sit on the box, and turn around and look back at the rest of the area and describe what you see.

PAUSE

+12 #07: Very small studs...and...shape...boards like, like plywoods. Somehow or another...I feel there's no metal in the construction of this structure. There's no screen, like you would expect in, in a pigeon loft. I feel that these two things I see...uh.. must be some type of collecting antenna...cables going out of building. There's a table and chair over there. Couldn't see that before.

#66: Okay. Go sit at the table for a moment.

#07: Folding chair over there.

#66: Go sit at the chair. Explain to me your immediate surroundings as you sit at the chair.

#07: Some paper, books, very crude table...there's some equipment.. ...there's a headset there.....that's not plugged in.....some kind of little.....reminds me of a radio. I don't know if it's for listening or tied up to something else....on the corner of the table.

~~SECRET~~

~~SECRET~~

- #66: Okay. Quickly turn around and look up towards the ceiling, and describe what you see.
- #07: Looks like some kind of...some kind of long pole...aluminum tubing. There is some kind of screen or wire or something on the back wall. Some kind of hole, pole or whatever that is.
- #66: Tell me about the aluminum tubing.
- #07: When I saw this tubing there was...uh...appears to be sectional. I get...it might extend...be extended...there's more and more pieces of tubing, but I can't figure the other out.
- #66: Okay. We can do that easily now.....
- #07: The tubing seems to extend the length of the structure.
- #66: Okay. We can figure this out quite easily by moving from the seat where you are underneath, and look up at it. It'll be much easier to describe it. Do so now.

+17

PAUSE

- #07: I sense that it is somewhat like an X, and that makes no sense at all. There is something coming out of the center of the X. Goes up away and seems to, seems to coil. I still think some of the tubing is telescoping...different size tubing. It's not standing on anything. It's somehow attached to the overhead.
- #66: Okay. Move now across the room, across the little room, and look up. Describe it to me from this angle.

PAUSE

- #07: Okay. But I got something else too.
- #66: Okay. Tell me about it.

PAUSE

- #07: At first it looked like the ends of the tube were...were vibrating up and down, but it took on the shape of something that was higher at the ends, and it was back at the...where they all came together. While I was looking at it...it faded.... I saw something roughly spherical with irregular surface to it. I lost it. Almost like, almost like cooling vents on a sphere.
- #66: Okay. I'd like to change your perspective now.
- #07: Okay.

~~SECRET~~

~~SECRET~~

#66: Move straight up out of the structure, straight up over the structure 2000 feet.

PAUSE

#66: Look down. Do you recognize where you are?

PAUSE

#07: No...it can't be. I thought I saw, I thought I saw.....
Wait a minute, I got a number too.....I'm sorry, but I thought I saw something that looked like the capitol building.....
but I.....saw nine, four, zero when you asked that question. I don't know what that means. But, I thought I was in.....
I thought I was in Washington, somewhere.

#66: All right. I have no further questions about the target. It's very important that you remember everything that you saw inside the structure. So, I'd like to take just a couple of minutes to review those items you saw in the structure, and when you're ready, let's prepare to draw.

PAUSE

#07: Okay. When I first saw the colander shape..um..some cardboard boxes, I thought...then, I saw birds, and then slowly two or three of 'em became pigeons, and it occurred to me that the colander had something to do with the feed and what-have-you, for pigeon loft. And, I thought, oh hell, what is this....
but, and the colander was there, so.....uh....perfect that....
that's not a very good colander, but it had all kinds of holes in it, but the thing that amazed me is I was very aware of what looked like handles on the thing. How do you spell colander.

#66: I have no idea. The kind of colander that you use in the kitchen, right?

#07: Aha. And, while I was looking at this, I.....I don't know whether this thing changed or where..uh..

#66: You tried to figure out what this colander was.

#07: I was trying to figure out what it was, and I slowly came on to a two-dish, two dish shapes....but the, the dish did not have anything sticking out of the middle of it. Which I felt was rather strange, I was torn with that.....it occurred to me as though that had nothing to do with it.....I got this veyr strong feeling that this thing was passive. Uh...I couldn't see what it was mounted on, but there was some kind of tubing or something some structure...this thing was mounted on, but I couldn't see exactly where it went to this. It was kind of jumpy and jumbly and winking at me.....uh.....I saw some cables in small, very small boxes, maybe 6 inches in the vicinity of this. This was inside near the.....these items were.....

~~SECRET~~

~~SECRET~~

- #66: Okay. You've drawn a square to represent a floor plan.
- #07: Aha.
- #66: Okay. If I recall, didn't you very first mention a globe and then it became a colander, and then later again you mentioned this sphere.
- #07: I saw a big black bubble, and I, I didn't know whether black bubble signified that...there was something there, and I couldn't resolve it or what. I toyed with it awhile and it looked rather strange and then I.....first I had the feeling the colander was....in the darn black.....bubble, blob, but I never resolved that. I forgot about it, and didn't go back and look.uh, this, the wall in the front so we'll know the direction (mumbling) table like something, over here..in some kind of radio box like thing, and over here.... sitting on a box was a item that was about 12, 13, 14 inches wide by 18 inches long, maybe 10 inches high. It had cables coming out of it going somewhere. I thought it was some kind of electronics. I was aware of cables going out of the structure but I didn't know where they went.
- #66: Now, this..uh..I asked you to sit at the table that you've drawn there in number 1, and turn around and look up.
- #07: Yeah. At first.....there was some kind of jumble shape here. I think it's part of a support or something, and I was also aware of some kind of wire on the back wall. This is the ceiling.
- #66: Okay. Tell me what it is that you have on the ceiling.
- #07: It was.....uh....don't even know if it was attached up there, but it was a, a tubular thing...that seemed like there was two spitting into the ends of it that got smaller as they went out. Like maybe the thing was a collapsable or something. Uh...it seemed like there was more tubes in this, but I couldn't, I couldn't resolve it. I was...very aware of this shape here, but there was other tubeless shapes in it. I took another look at it, and got under it and looked up.
- #66: Why don't you move on to page 3 to go under it and look up, and see what you saw. Okay. So drawing....just to clarify it, drawing two is from sitting in the chair. That's what you saw, and then I asked you to go under and look up, and what did you see?
- #07: Uh...something of mass here near the center....uh, roughly the shape was somewhat like that, and when I moved out and looked at it.....
- #66: And, what was this made of?

~~SECRET~~

~~SECRET~~

#07: I, I thought it was aluminum tubing.

#66: Okay.

#07: And, I want to...also draw on the bottom of the bottom page, when I moved out and looked at it from another angle, I thought ..uh..I don't know what this shape was in the middle, but..... uh...this is where I thought it looked like....the tubing was vibrating up and down, and the results were that I saw a shape somewhat like we see here.

#66: Okay. Why don't you label the top of the page A and the bottom of the page B, and those are two different perspective trying to look at this thing.

#07: From below and from a side. Uh...I had no feel whatsoever for it. Oh! While I was looking at that.....I got a winking image of something spherical that.....I'm not going to draw this in detail here, but.....

#66: What did you call this now?

#07: A sphere that had...it had...several of these shapes like this around it, and they kept moving on me, and I couldn't tell exactly where they were.....where they were fitted, but, I could make out this roughly spherical shape that has these..... pointed column like shapes ...uh...coming out of it. I thought that it looked like cooling fins or something on a sphere, and it was very unstable. You said go outside, and all of a sudden I was up to about 100 feet and stopped and looked back, and you finished the sentence, and had me up there I think about 2000 feet, and I saw something there, and I thought oh! wow! then I went on to complete the 2000 feet, and I forget what the heck it was..... I felt an understanding about something, and I hadn't felt when I was inside. Oh! By the way, I felt the structure was very light construction.....dry wood or.....fiberboard or something...

#66: Okay. I have a couple of questions now. Your session seems to be somewhat disjointed in that it lacks a very nice and neat continuity; however, you have drawn several objects that you've seen in this structure. I'm interested in something that you said during the session about the colander type object which became to you a dish antenna without a horn, and you had said something about the direction in which it was pointed.

#07: I think it was pointed to what I felt about 30 degrees above the parent horizon. Yeah. This was early. About 30 degrees above the parent horizon, and I felt it was some type of passive collection system, yeah.

~~SECRET~~



~~SECRET~~

- #66: All right. And, how about the other arrangements of aluminum tubes you've had. What do you feel about those?
- #07: I didn't ask myself what they were when....discussing and discribing them.....something happened, I didn't ask myself what I thought they were or what I felt they were.
- #66: Okay.
- #07: And, this spherical thing here with fins on it appeared somewhere above B.....uh....at an angle it would put it above B, but I don't know that it even was in the structure...uh...I didn't even have no feel for the size of the darn thing....
- #66: But, you saw, you saw a geometric shape that was very similar to what you've drawn in 4, and you think it was associated a little above B.
- #07: The angle that I saw it....I was looking up at it which would put it in a position above B, but I did not see B at the same time I saw the thing in 4.
- #66: But, it could be, like you said, you said no idea of the size of it.
- #07: No idea, so it could be an inch; it could be 2 feet. I have no feeling. It was just a thing out of nowhere that was moving and vibrating; I had trouble focusing.
- #66: Okay. Any other comments that you would like to make about the session; about your feeling about the structure?
- #07: No.....uh....I think it's made of the structure of a very flimsy made as a shield...uh...visible shield or something, rather than as a (mumbling) environmental structure.
- #66: Uh...I had asked you about activity at the time, and you said you didn't see any, and then later you had a desk and a chair and everything. Was there any.....
- #07: I still saw no activity at any time. I saw no one there.
- #66: Okay. That answers my question. I have no further questions.


~~SECRET~~

TAB

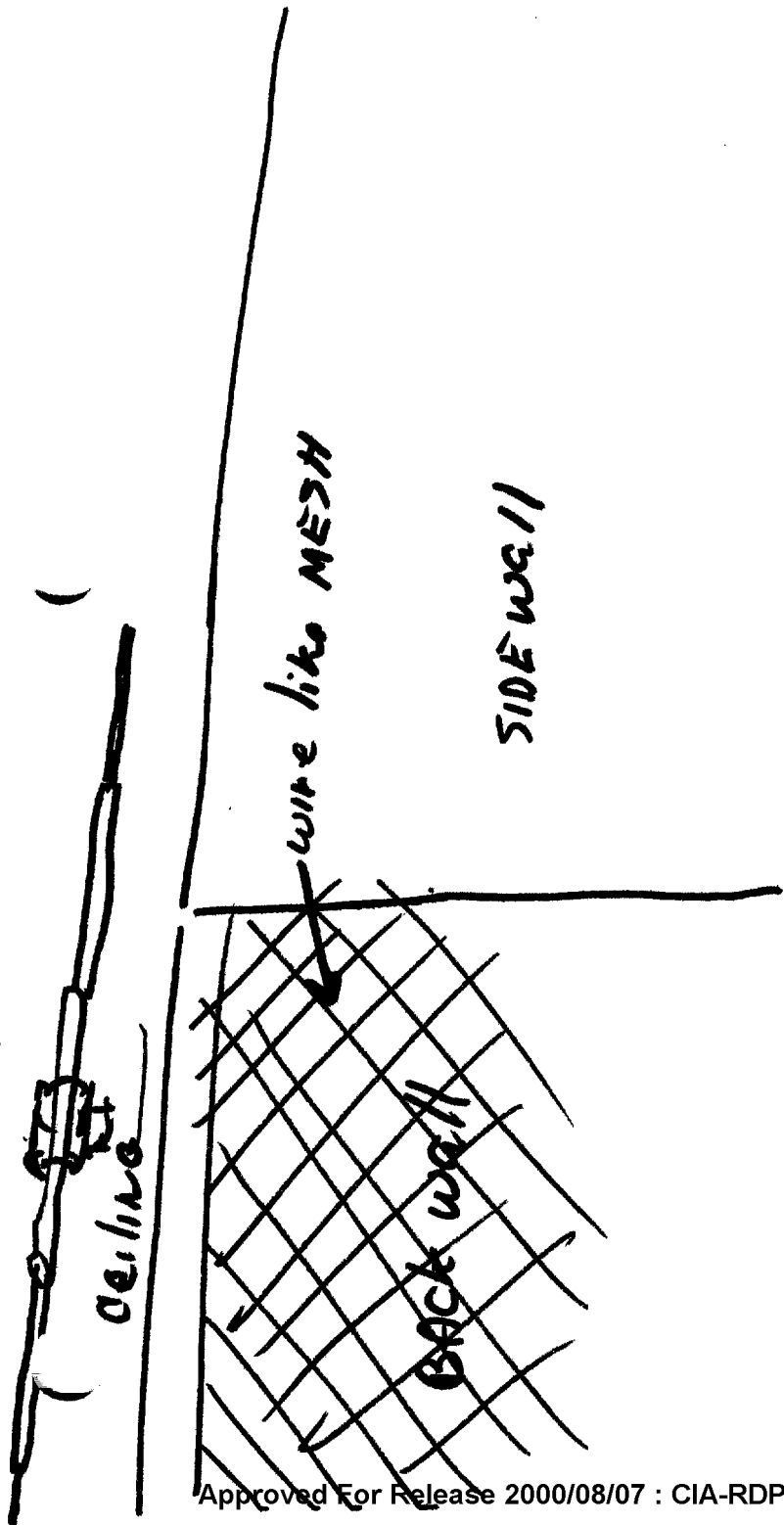
①



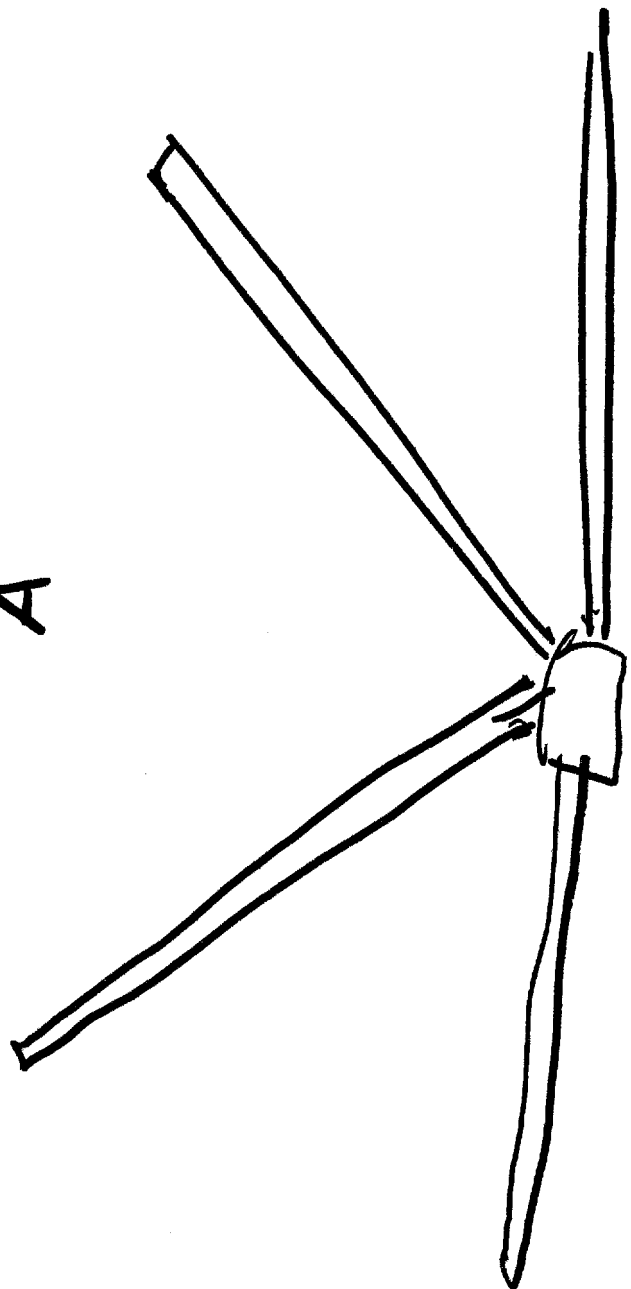
looks like kitchen colander with holes



FRONT of STRUCTURE

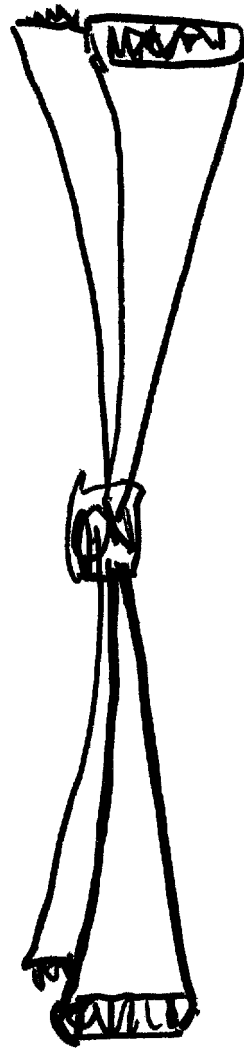


3



A

FROM
BELOW



B

FROM THE
SIDE

④



TAB

~~SECRET~~

TARGET CUING INFORMATION

REMOTE VIEWING (RV) SESSION D-1

1. (S/NOFORN) Prior to the session the remote viewer was shown the attached masked photograph and told that his target was the structure indicated.
2. (S/NOFORN) During the session the viewer was asked to describe the interior of the target structure. He was encouraged to elaborate on his descriptions of the interior area.
3. (S/NOFORN) After the session the viewer was shown the attached unmasked photograph.

NOT RELEASABLE TO FOREIGN NATIONALS/ORCON

~~SECRET~~

SG1A

Approved For Release 2000/08/07 : CIA-RDP96-00788R000400340001-1

Next 1 Page(s) In Document Exempt

Approved For Release 2000/08/07 : CIA-RDP96-00788R000400340001-1