

~~SECRET~~

SG1A



~~SECRET~~

INSCOM

GRILL FLAME

PROGRAM

SESSION REPORT

CLASSIFIED BY:MSG,DAMI-ISH
DATED: 051630ZJUL78

NOT RELEASABLE TO FOREIGN NATIONALS REVIEW ON: July 2000

~~SECRET~~

copy 1 of 2 copies

~~SECRET~~

SUMMARY ANALYSIS

REMOTE VIEWING (RV) SESSION CD-88

1. (S/NOFORN) This report documents a remote viewing session conducted in compliance with a request for information on a target of interest to USI. The purpose of this session was to describe the activity within a target structure in a photograph.
2. (S/NOFORN) The protocol used for this session is detailed in the document, Grill Flame Protocol, AMSAA Applied Remote Viewing Protocol (S), undated.
3. (S/NOFORN) At TAB A is a summary of the data presented by the remote viewer during the session. A complete transcript of the session is available upon request. At TAB B are drawings made by the remote viewer reference his impressions of the target site. At TAB C is target cuing information provided the remote viewer.
4. (S/NOFORN) The summary at TAB A represents the salient points provided by the remote viewer and as such has not been subjected to any intermediate analysis, evaluation or collation. Interpretation and use of the information provided is the responsibility of the requestor.

NOT RELEASABLE TO FOREIGN NATIONALS

~~SECRET~~

ORCON

TAB

~~SECRET~~

Report #CD-88, 16 July 1980

21 July 1980

SUBJECT: Interior & Function of U/I Structure(U)

1. (S/NOFORN) The following information is provided in response to USI tasking on the question "What is the function of U/I structure?". TAB C shows the picture of the structure in question.

a. (S/NOFORN) Source reported that interior of structure held electronic stuff and that one individual came to this area to service the equipment. Source reported that this individual works downstairs and gains access to this structure via small hatch located on main roof. See drawing 2.

b. (S/NOFORN) Source described electronic equipment which he said had configuration of "ribbon candy" (see drawing 4). He stated that antenna rotates in horizontal plane. He felt that elements of this "ribbon candy" were about 1' long and dull grey and they were shaped like a charcoal starter. They were attached to a single connection which was about 4' long.

c. (S/NOFORN) Source reported following other equipment in this structure:

- (1) Small, low desk which had a box with electronic parts on top of it.
- (2) Something like a "rolling tool chest". This chest had sliding panels with small boxes inside them.
- (3) Another small, low desk (green in color). Contains small bulbs and circuits.
- (4) Inside of structure only has narrow passageway because of boxes on each side.
- (5) Cannot stand up inside due to overhead antenna.

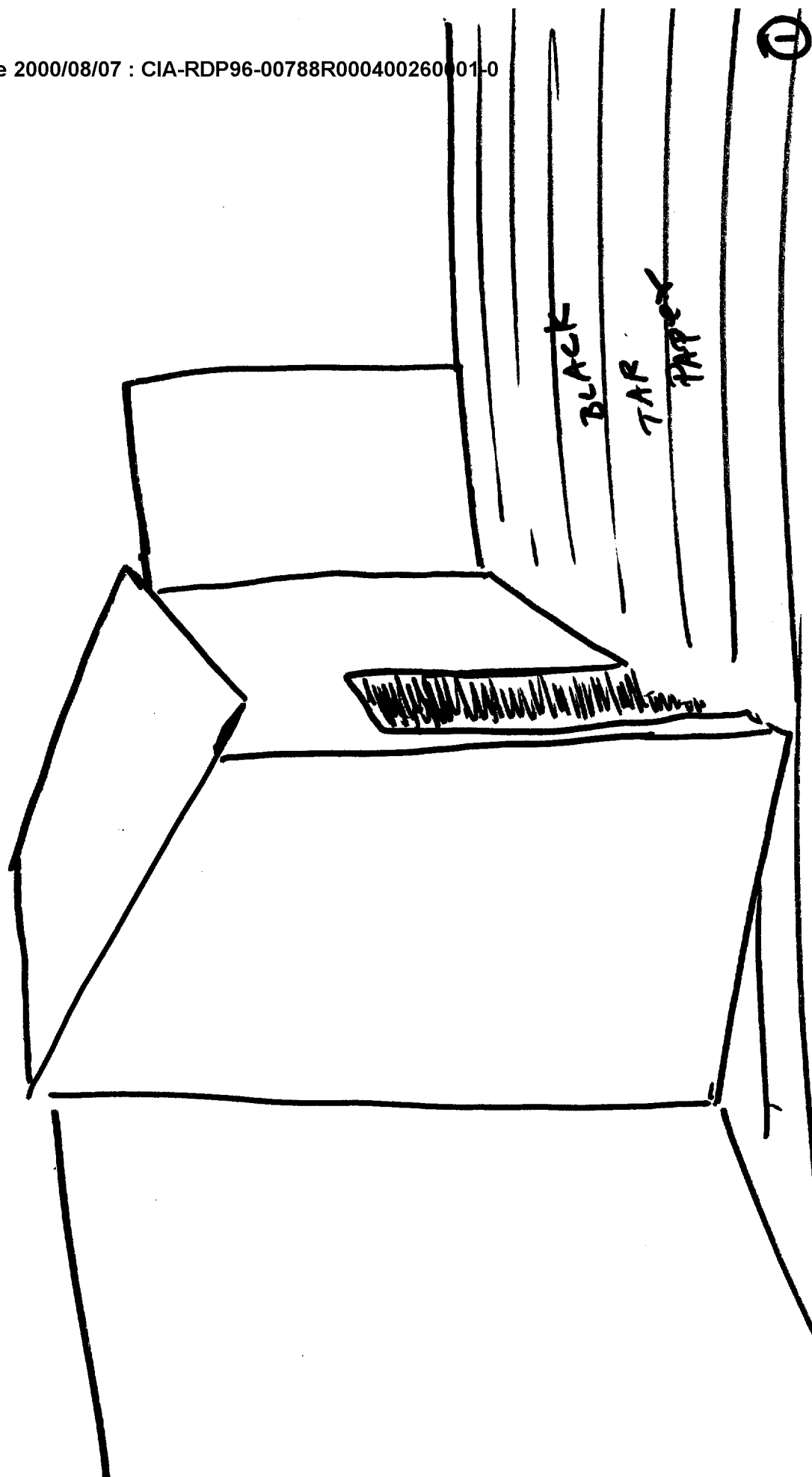
d. (S/NOFORN) Source reported that apparatus looked like a TV antenna, but is not one. He also described randomly spaced, short aluminum tubes (6"-8" in length) protruding from the center post - see drawing 5.

2. (S/NOFORN) Source felt very confident concerning his data.

3. (U) Request information evaluation and comments be provided to this office NLT 12 August 1980.

~~SECRET~~

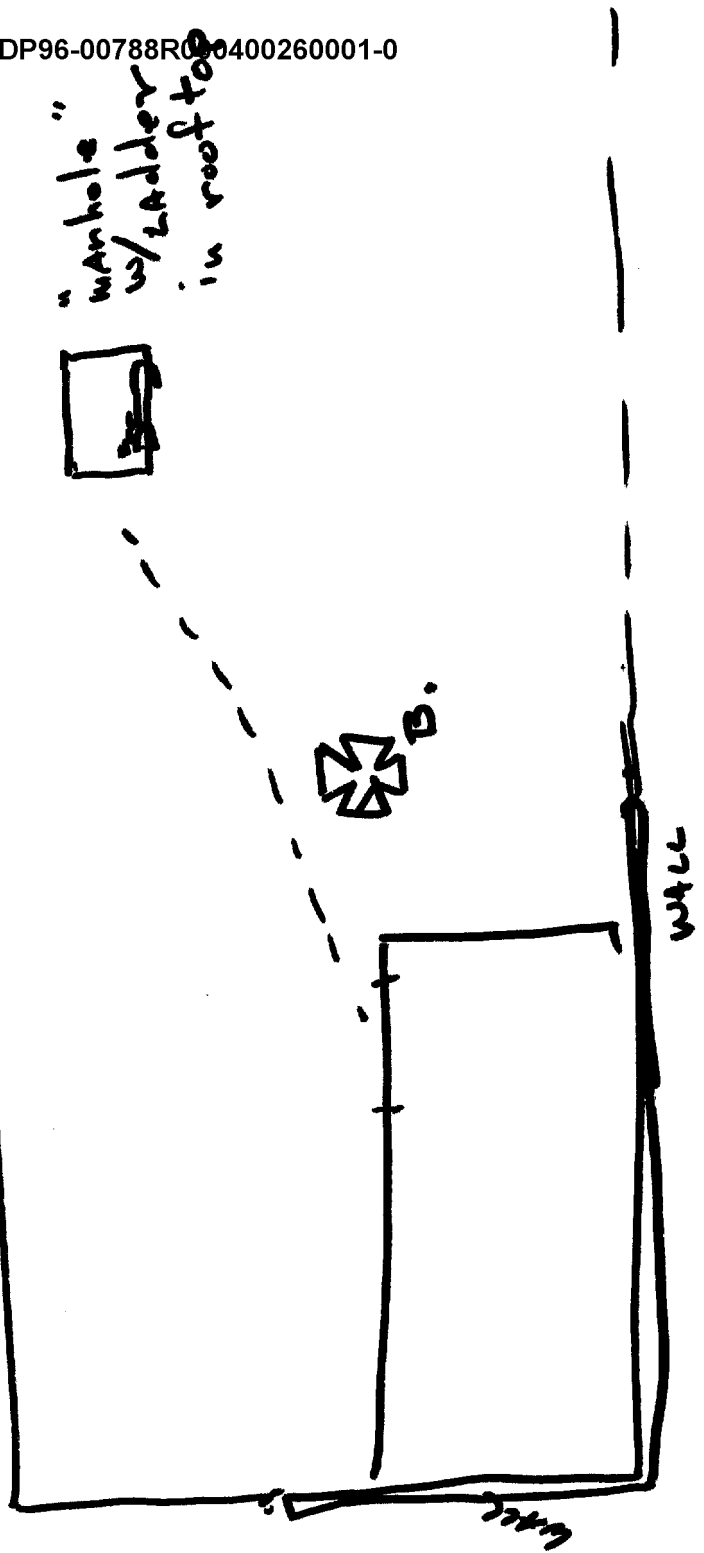
TAB



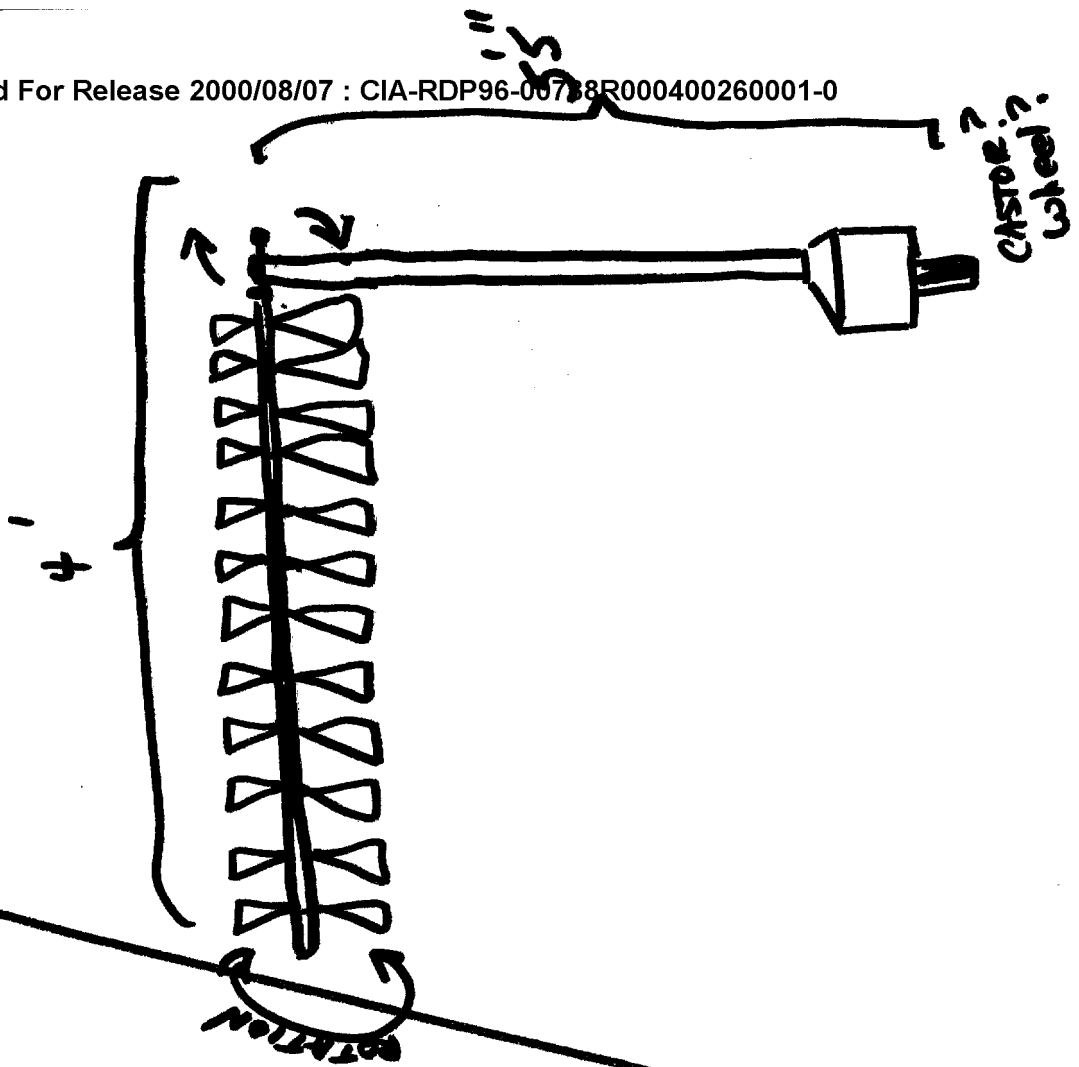
picture
taken
A. ↓

NO OR VERY LOW WALL

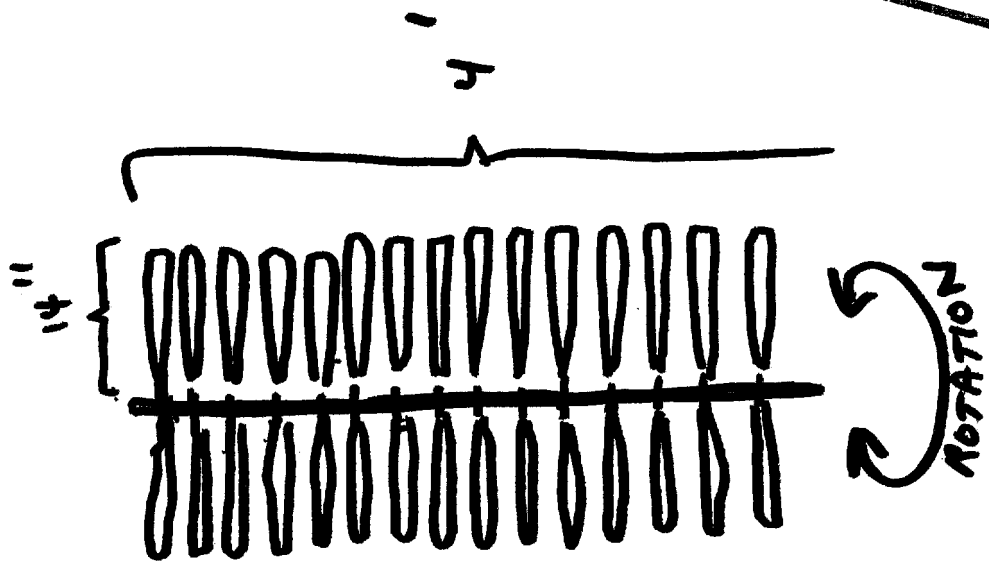
"manhole"
w/ ladder
in rooftop



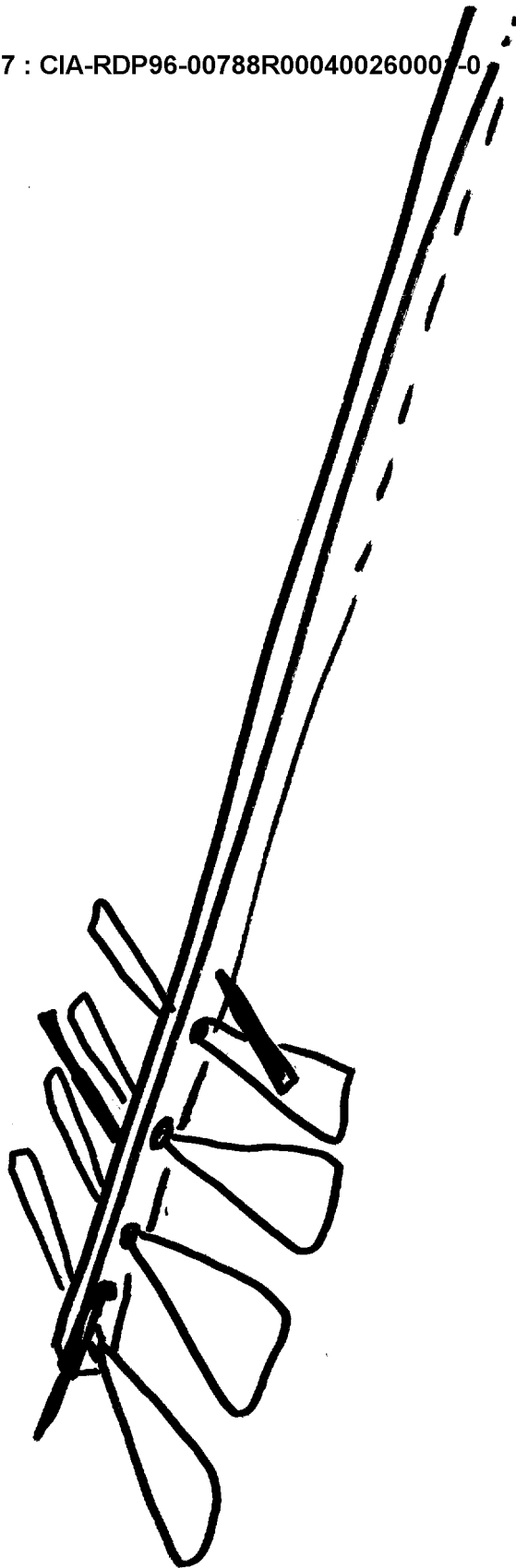
FRONT TS.



OVER HEAD A.



END
VIEW



TAB

~~SECRET~~

TARGET CUING INFORMATION

REMOTE VIEWING (RV) SESSION CD-88

1. (S/NOFORN) Prior to the session the remote viewer was shown the attached photograph and told that his target was the structure indicated.
2. (S/NOFORN) During the session the viewer was asked to describe the interior of the target structure. He was encouraged to elaborate on his descriptions of the interior area.

NOT RELEASABLE TO FOREIGN NATIONALS

~~SECRET~~

ORCON

SG1A

Approved For Release 2000/08/07 : CIA-RDP96-00788R000400260001-0

Approved For Release 2000/08/07 : CIA-RDP96-00788R000400260001-0