

SECRET

INSCOM

GRILL FLAME

PROGRAM

SESSION REPORT

CLASSIFIED BY:MSG,DAMI-ISH  
DATED: 051630ZJUL78  
NOT RELEASABLE TO FOREIGN NATIONALS REVIEW ON: Sep 2000

SECRET  
ORCON

*Copy 1 of 2 copies*

**SECRET**

SUMMARY ANALYSIS

REMOTE VIEWING (RV) SESSION D-14

1. (S/NOFORN) This report documents a remote viewing session conducted in compliance with a request for information on an area of interest. The mission was to provide further information developed during session D-2.
2. (S/NOFORN) The remote viewer's impressions of the target are provided as raw intelligence data and as such have not been subjected to any intermediate analysis, evaluation or collation. Interpretation and use of the information provided is the responsibility of the requestor.
3. (S/NOFORN) The protocol used for this session is detailed in the document, Grill Flame Protocol, AMSAA Applied Remote Viewing Protocol (S), undated.
4. (S/NOFORN) Following is a transcript of the viewer's impressions during the remote viewing session. At TAB A are drawings made by the remote viewer reference his impressions of the target site. At TAB B is target cuing information provided the remote viewer.

NOT RELEASABLE TO FOREIGN NATIONALS

**SECRET**  
ORCON

~~SECRET~~

## TRANSCRIPT

REMOTE VIEWING (RV) SESSION D-14

TIME

#66: This will be a remote viewing session for 1400 hours, 28 August 1980.

Relax and concentrate now. Relax and concentrate. Focus your attention once again now on the tent which you described on 31 July. Focus your attention on the tent you described on 31 July. Focus solely and completely on the time frame two days ago, 4:00 in the afternoon at the tent. When you acquire imagery describe the tent to me as it appeared two days ago at 4:00 in the afternoon.

PAUSE

+03 #01: In a earth color, a rust, orange and green, dark green pattern. Think it's a tent... There's a...something on the right side is open...like an entry thing...entry opening, and then there's another section gone... There's three old men right inside on the right, dressed in black, sitting at a table...no...they're sitting on the ground or a raised thing.

#66: And tell me of the activity inside the tent at this time, 4:00 in the afternoon, two days ago.

+05 #01: There's a...I just get people talking, and, and, it's like food or something being cooked. Looks almost like a conference of some kind, like a religious thing...old men talking to two young men cooking in the background...some leaflets or something there, stacks of papers on the countertop...if it's newspaper, or if it's like a foldover flyer or something.... There's a two people in...some kind of green, they're going at it, saying something very loud to be heard. Seems to be a lot of commotion, one's yelling something back...they're going through a door or something in the back...two young guys with beards... getting a hammering noise, it must be like a...part of the cooking, saw somebody banging, banging on something.

#66: Stand just outside the entrance to the tent, just outside the entrance to the tent, and describe for me in detail directly in front of you.

#01: Facing the tent, or facing-

#66: Facing the tent.

~~SECRET~~

~~SECRET~~

#01: Facing the tent.

#66: Facing into the tent.....

#01: I just...see like...just people talking, looks like they're arguing or bartering or something. There's a...it's like they're purchasing something.

#66: You seem to be focusing on activity, which is good. I'm interested a little bit first, before we get into the activity, of some more details. Looking straight down at your feet now, move away from your feet in perception, in a very narrow focus tell me everything that comes into view as you pan the area from your feet forward.

#01: Feet forward? Going into the tent, or-

#66: Yes.

#01: It's very hard rock or concrete under me. As I approach the tent opening, it's like a slight change in the stone. It's like some kind of pattern in stone, maybe a form of cobblestone or something. To the right there's a, it's like a rib plate or something.

#66: Tell me about this rib plate.

#01: It looks very old, like it's made out of cast iron or some kind of cast metal. It's got some Arabic writing on it. I'm not sure if it's round or not, I keep wanting to put corners on it, but there are no corners. It's rounded, ribbed, and it kind of goes under the edge of the tent. There's a...stone, larger stones...looks like the stone steps to a old building or something.

#66: Okay. Now this...metal that you- did you describe this other thing as being metal, did I understand you correctly?

#01: Yeah, it looks like...

#66: Is this the same metal in cement that described for me in July?

#01: Yes. Looks different.

#66: In what way is it different now?

#01: Looks more permanent. Looks like it's...looks more permanent. It doesn't have corners, I saw corners on the one in July.

#66: All right. Search around to make sure that you are looking at the same place.

~~SECRET~~  
2

~~SECRET~~

#01: There's another plate. It's over in the corner near the steps. It's got corners, it's got old bolts stickin' through it.

#66: Is this plate moveable?

#01: Yes.

#66: In what position do you perceive it to be?

#01: It's closed. There's a...nothing on it, though. It's like clear...

#66: Describe what is under the plate.

#01: Slant concrete and metal rungs...looks like a small room, with a hallway or something...goes down under the sidewalk. It's very old, like it was made a long time ago.

#66: Standing at the bottom of the rungs, holding on right there to the rungs, holding on right there, I want you to describe everything on the walls, on the floor, on the ceiling. Everything that is right there. Be careful not to move from that position.

+15

#01: Saw...like a false arch with a hole through it for the rungs. Old brick, looks like old brick over my head. Some kind of mosaic pattern about eye level, going down the wall on the right. Under my feet is...I sense that there's also mosaic tile or something, but it's all covered with dirt, some kind of algae growth or something. It's a very small... leak of water runnin' down the left side of the wall. No lights, no electric lights here. But I...there's lights from a hole, or something. There's a trench in it as well. I can't tell what size.

#66: Look at the wall behind you and describe it to me.

#01: There is no wall behind me, just walls on both sides.

#66: Run your hand along the walls. Run you hands along the walls, up and down. Is there anything on the walls?

#01: Pipes. Pipes on the wall. They're old. There's a...tiles on the wall, or decorative bricks. They're glazed.

+18

#66: Tell me the dimensions of the pipes on the wall.

#01: Small, two inch diameter maximum...no bigger than two inch.

#66: Do you perceive more than one pipe?

#01: Yes, but I can't...can't tell how many.

~~SECRET~~

~~SECRET~~

- #66: All right. Remember you said there were, there was no light down there?
- #01: That's correct.
- #66: All right. Okay, now when I count three, for you there will be light, but for only you. When I count three there will be light so that you can see all of these pipes and count them for me. One...two...three. Describe the pipes.
- #01: Five...five pipes. Four look like they're some kind of old water pipe. The larger one, the two inch pipe is...very old, like it's got some lead to it, high lead content. It's got... it's used for gas or something, something like that. It's not...not very well kept. Wires, there's wires there.
- #66: Describe the wires that you perceive.
- #01: They're bare wires, not coated or anything. Bare copper... glass insulators...old fashioned electrical conductor.
- #66: Tell me some more about these wires. Look at them again and tell me about the wires again.
- #01: Keep getting a...keep getting a recurring picture of gray wire, looks like, very much like telephone wire, but I don't think it is. But it keeps recurring. And then the bare wire.
- #66: Tell me first about the bare wire. Tell me again about the bare wire.
- +23 #01: Fixed to the wall about shoulder level. It's running through small eyelets, lined with some light ceramic. There's... piece of iron, looks like hammered iron holding the eyelets, and it just runs...runs by the wall. Some kind of, maybe ground or something. It's copper, like corroded copper, dirty copper...
- #66: Examining along this bare wire do you see any coverings of kind along the wire?
- #01: No, but there's, like a missing brick, or...it goes into a hole where it's missing brick, and it's got stuff packed in there, like tar or something, packed in there. And then it comes out, same place it goes in it comes out, and then goes down the wall...every 30 feet or so.
- #66: All right. Tell me now about the gray wires you perceived earlier. Take a few moments to regain your concentration on these gray wires, which you associated with telephone wires, and then tell me about them....
- #01: I...I keep...I keep perceiving them separately. I don't... don't actually have them on the wall, I just have them in my head. They're like modern...modern light, very light,

~~SECRET~~

#01: light gauge wire, multi-color stripes inside a gray wrapping.

#66: In your mind, follow this wire and tell me where it leads.

#01: I get...many different buildings flashing...boxes, some kind of electronics, just boxes...components in the box...maybe triggers, triggers...think these might be alarm wires...get a feeling of alarm wires.

#66: All right, #01, slow down now, and retrace your steps very slowly and carefully. Let's determine the distances from the starting point at the rungs below the tent, and move from now along these wires, measuring distance. Do so now.

#01: It's all...it's all windy like...stop wind...it's a right "T" intersection...another right "T" intersection...there's a left turn...right "T" intersection...right "T" intersection. There's like areas that open up as you go along, like alcoves or something.

#66: All right. We seem to be having a problem here. I want you now to go to the end of the wire. Wink now to the end of the wire, and describe your location to me.

#01: Many...many buildings...the wires go different places.

#66: Go to the area where they terminate, hold in your mind the word "terminate". Where do the wires terminate?

#01: Okay.

#66: Go to the point of termination and describe your location to me.

#01: It's like a...it's a dead end, and there's a plate over my head. There's earth on top of that and the wires go up to the pipes, up through the earth. There's like a...a basement. I see a lot of iron in the basement, like cages, it's like a jail or something. Big stone building. See people... it's like a jail, just people like...wearing these, like paramilitary type things. Para uniforms with weapons. And there's, uh, people locked up.

#66: Move back now #01, back along your line of perception, move back along your line of perception until you are standing in the tunnel with the plate and dirt above your head. Now at that point, stand on the dirt just above your head. Move up, stand on the dirt above your head and describe to me where you are.

#01: All stone basement, no windows. It's like off white walls, light pastel colors mixed. See a lot of metal for some reason. Could be metal boxes, or something. Just empty.

~~SECRET~~

~~SECRET~~

#66: Standing there at that one point describe what is directly in front of you.

#01: Large metal box with dials.

#66: And right behind you.

#01: Wall.

#66: To your right.

#01: Smaller stacks of metal boxes.

#66: How does one exit this area?

#01: Steel door.

#66: Move through this door. Describe...standing on the other side of the door, describe what you see.

#01: See a...it's like a zig-zag staircase...metal rails...metal steps, goes up to a first floor landing.

#66: Please don't move yet. In this- maintaining your focus on the level that you perceive to be a basement area here, are there any other rooms, other than the one we just came from and the one we're now in, are there any other rooms in this area?

#01: Yes.

#66: Move now to that area and describe it to me.

#01: Well, it's like a very fancy office, private office. Very plush. Other one appears to be some kind of repair area, there's tables with tools on them.

#66: What type of tools?

#01: Small tools, like it's a, somebody would do small work.

#66: Move back now to the stairway which you have found. Move to the top of the stairs, and describe the area to me.

#01: Entry door.

#66: What type of door is this?

#01: It's two steel doors...key, key lock, top and bottom. I must be lost now, I don't...outside, there's nothing there, just outside the door there's outside...like a open area.

#66: You go up the stairs and you see a double door.

~~SECRET~~



~~SECRET~~

#01: It's like push bars.

#66: You go out the door and you are outside?

#01: Yes, I don't-

#66: Is that correct?

#01: Yes.

#66: All right. Now standing there at the doors, standing there at the doors, doors to your back, you're now looking outside, describe the area you see.

+39 #01: It's like part of a...semi-circle of roses or something. And there's a wall with a sharp roof blocking the rest of the roses. There's a big tractor trailer truck parked at the back of a ramp on the left. And it's like all enclosed.

#66: Now, from where you are, I want you to pan the scene from your left hand all the way around to in front of you, all the way around to your right hand, and tell me how far away things are, starting with the left scene. Back to the door, starting with the left scene.

#01: Wall...60 feet, it's goin' away at a angle, it's like a gate, for trucks...corner of another building, with the ramp, maybe 100 feet...paved area in front of that, ramp angling back to the right where it goes behind the roses...where it goes behind the roses is maybe 50 feet...semi-circle of roses go from 50 feet in to about 15...corner of the building's at 15...right, immediate right is wall, some kind of stone wall, concrete wall...perception to my rear is very rough, not sure.

#66: All right, #01, now turn around. Move through the doors and stand with your back to the doors and describe the interior now.

#01: I'm not sure I can. I'm starting to get nothing but white-outs now.

#66: Getting tired?

#01: Yeah, things are breakin' up. I get a strong sensation that there's other doors there, but I...I don't know...I just get a white wall there now, and...I might be inventing them or something. I had a feeling earlier that there was double doors there, but...I'm not sure now.

#66: I'd like to give you the opportunity now, #01, to say anything else that you feel you might want to say.

#01: Yeah...uh...I probably coulda kept goin', #66, but it's, uh, it's a bit warm...and I was losing it there...

~~SECRET~~

#66: Let's go ahead and draw what we do have, then. Anything else then?

#01: That's all I got.

#66: Okay.

#01: Okay. I will draw a picture of the outline of the tunnel type complex from the front of the tent, to start with. And, uh...I want to say that this is not what I perceive to be a tent, but it's more like an awning with sides and everything on it, that you roll up and down for shade. There's a street, here. I get the feeling like this...tunnel complex comes out here like this...straight out...goes left, hits another "T" intersection. And this part comes out like this, there's a turn to the right...goes away little way, little bit further and there's another turn to the right... comes this way, there's another turn to the right.....

You have to remember that I draw a lot of things in reverse, so it's possible that this is backwards, or upside down or something, and I think down here where the asterisk is might have been the tunnel end...but I'm not sure. It could also been any of these right hand turns. Okay that's page one.

Page two where the end of this tunnel came....I felt like I was in the corner of a building basement...and directly in front of me, I came out at the "X", on drawing #2. Directly in front of me was a wall, this is kind of a big room with a doorway...there was maybe two doorways here, one on the right and one on the left. And then there was another room... this...and then another room. This is like a repair area, office...and this room here had a large metal cabinet with dials or something. And over here was like metal boxes stacked. And then out...somewhere out in here, I guess this is a hallway or something, 'cause there was a steel door that you went out through and like a landing, and there was a stairs that went...that went up this way...tryin' to remember how they went up now, and I can't, for some reason. Oh, okay, they went up...went up this way, and there was another like landing here, and then they came up this way.

And then at the top here, this was like an upper landing.... and there was some doors here, double doors...this way... double doors, but made out of wood. And those went inside, and then towards the other side was the double doors with the push bar on the inside, and the key locks top and bottom, and that's where I had my perspective view, which I'll put on page three.

Go to page three. If...at the bottom of the page, if you were to stand in these double doors...I had a feeling like there was a wall on the immediate right went out about 15 feet, with a roof overhang. Just see a rounded side of a rose hedge...went out about 50 feet to the end of that.

~~SECRET~~

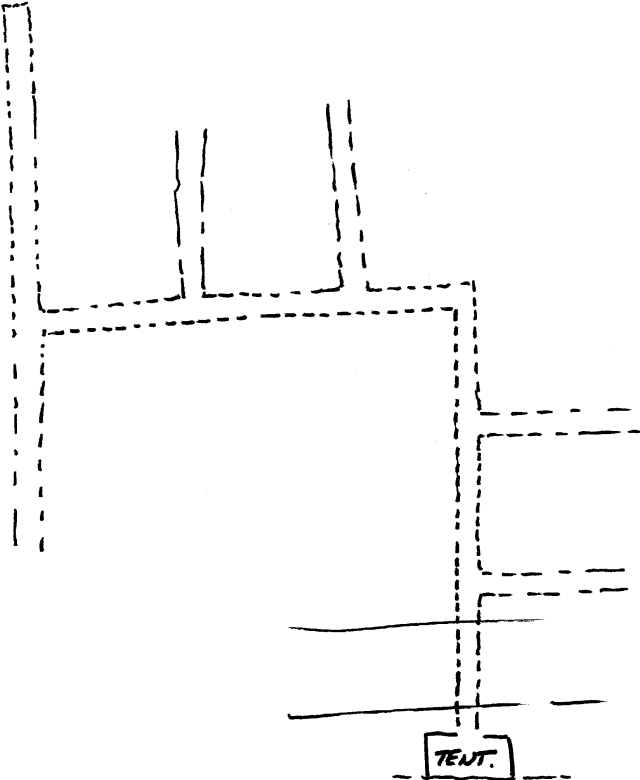
- #01: And then like a building with a loading ramp or something here, that went like that. And then there was a wall with a gate, like this, and this building went down to the end and made a left, like this, you know, like this part was paved. And this was like a grass walkway.
- #66: Okay, now, this thing that you looked across from here, uh, from these double doors you looked across and you saw something like a loading ramp over here.
- #01: Yeah, because it had a truck, a big tractor trailer truck sittin' next to it. And the truck had it's nose pointed like, it's cab pointed this way, uh...and the trailer part of it was, uh...back against this. I guess that's why I assumed it was a-
- #66: Could they be stairs, instead of a loading ramp?
- #01: Oh, certainly.
- #66: Or did you see it as a loading ramp?
- #01: No, I just get a- I perceived that it was a ledge. Some form of ledge there. And it had this tractor trailer truck next to it.
- #66: Okay. So they could be stairs?
- #01: Yeah, I call it a loading ramp, it could be stairs. It could be just a raised floor, uh, could be a...anything probably.
- #66: Okay.
- #01: And page four is the inside of this tunnel looks very much like...they call a false arch...this kind of a design. And, uh, down the one wall was a large two inch pipe. Very old, like made from lead. And there was some other, four or five older pipes, I mean it was four, older pipes. And, uh, there was like, uh, along this wall there was like decorative stone, bricks. I can't draw this very good. Let it suffice to be said that the inside of this tunnel looks very ancient, very old, almost Moorish in architecture. The bricks are glazed and have designs on 'em, that the walls are made up of, and the ceiling. And I get a tremendous feeling like Crusades period, or so when I'm inside the tunnel. And they're just really ancient, very, very old. That's essentially it, I guess.
- #66: Um, this gray wire that we eventually asked you to follow, where do you perceive-
- #01: Oh, yeah, the gray wire was like stapled, you know, like, I had really troubles-

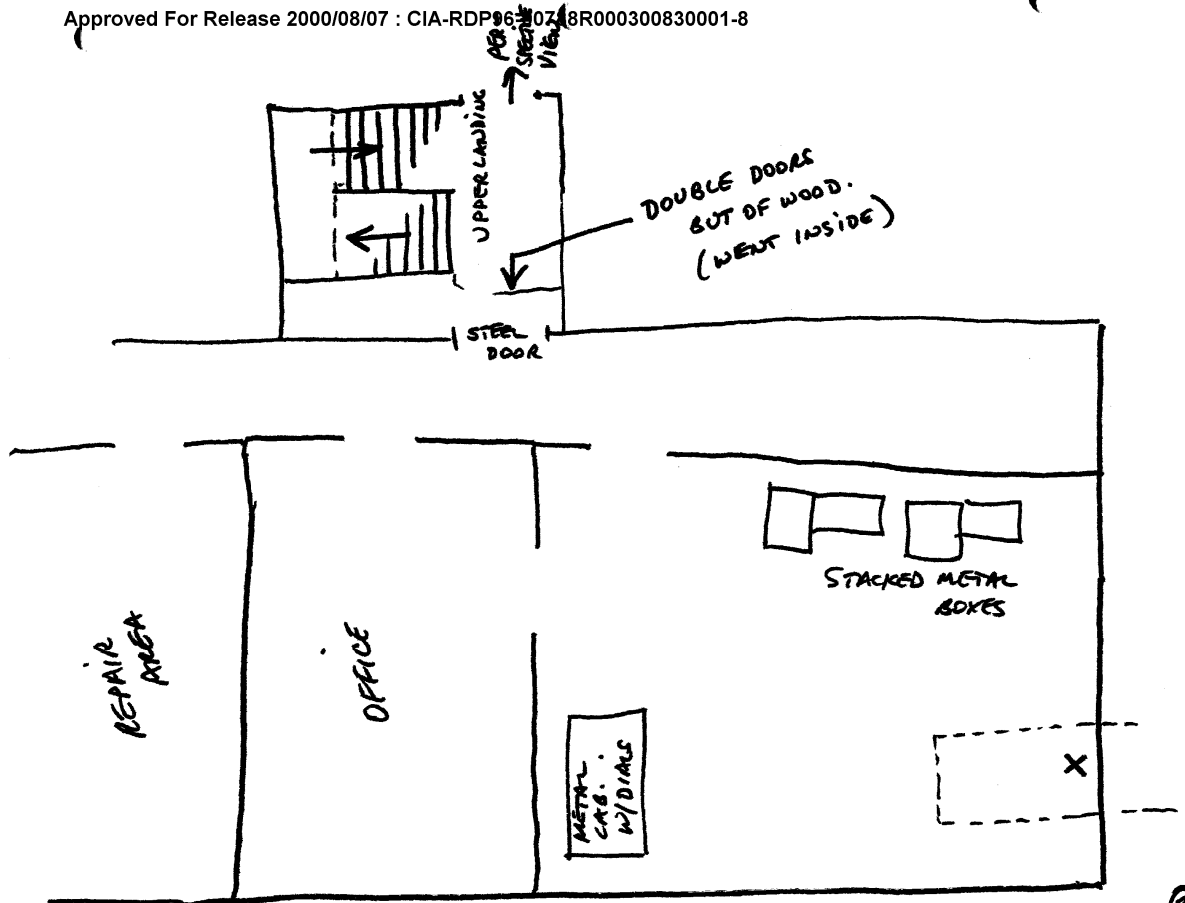
~~SECRET~~

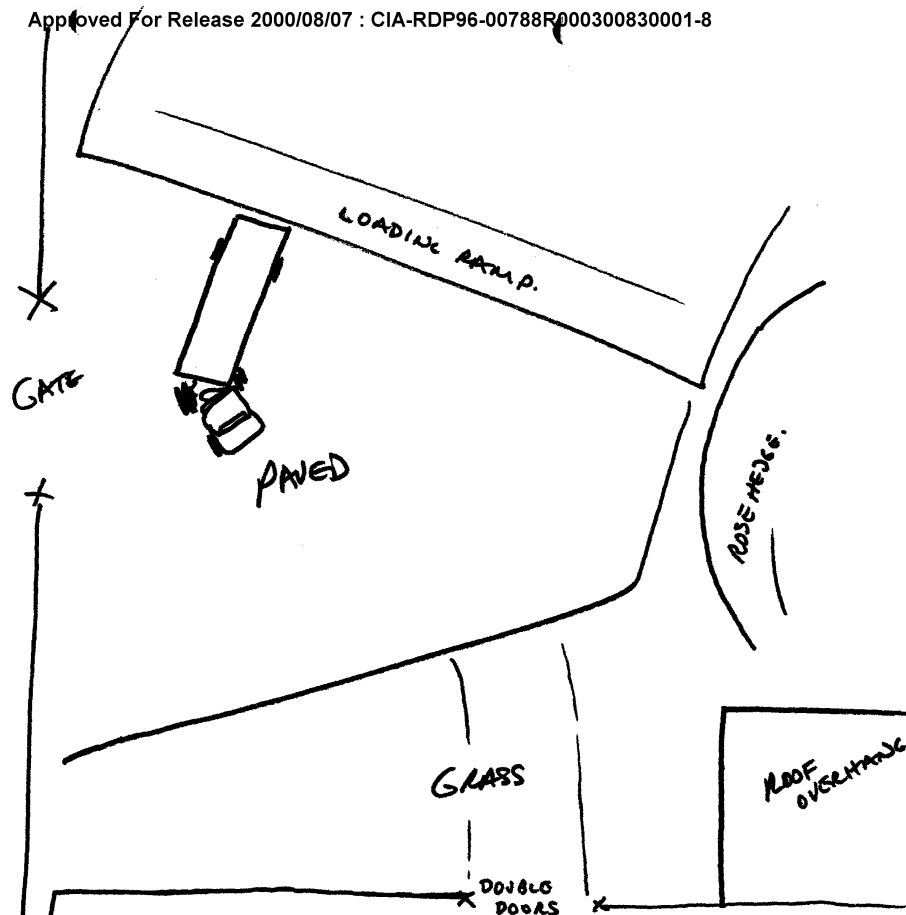
- #66: Excuse me, I'd like to interrupt my question, here. You had some bare wires, and then you had some gray wires.
- #01: The bare wire was in little eyelets that came out from the wall like this, running under the gray pipe. This was bare wire.
- #66: Okay.
- #01: And I think the gray wire, okay, was stapled to the wall very close to the bare wire, like under it, but I have to honestly say that I'd never perceived it on the wall of the tunnel, because every time I tried, you know, I'd know it was there, but in my mind's eye I cannot perceive it on the side of the wall of the tunnel. I think what it is, is everything that's in the tunnel belongs there, cause it's all old, it's all ancient, and these brand new wires, gray wires, don't belong there, but they're there anyway, and my mind just refuses to put 'em logically in the-
- #66: And you associated them, you called them several times telephone wires.
- #01: Yeah, I get a problem with that though. They...if I saw a piece of this wire I'd say, oh, that's a telephone wire, 'cause that's what it's used for. But I get a really strong feeling that they're not telephone wires. I don't know how to explain that, okay. It's like they're telephone wires, but they're not. I'll leave it at that.
- #66: Okay. Anything else you want to add, then?
- #01: That's all.

TAB

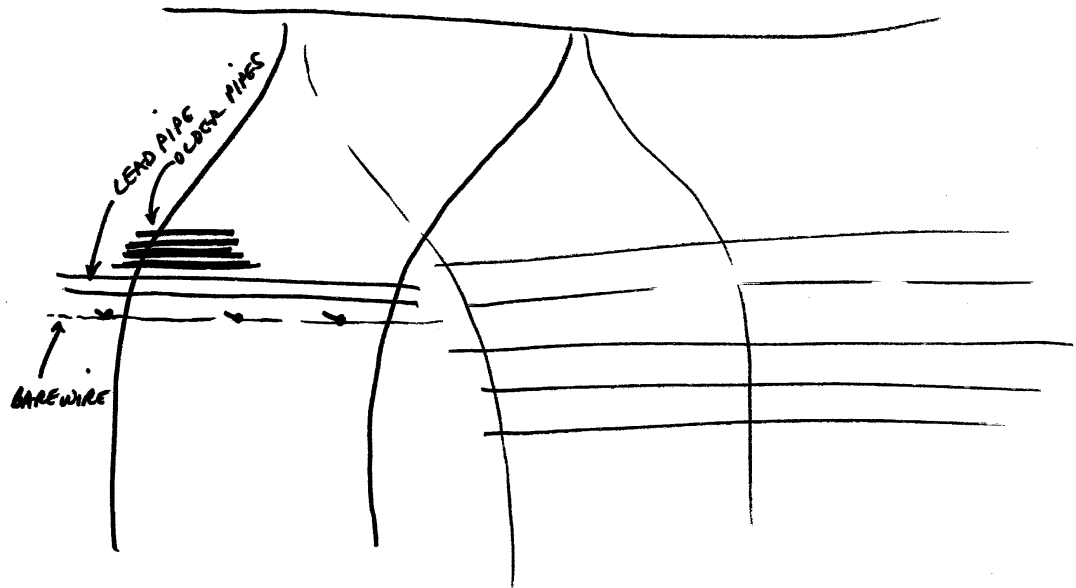
\* TERMINAL  
END.











**TAB**

**SECRET**

TARGET CUING INFORMATION

REMOTE VIEWING (RV) SESSION D-14

SG1A

1. (S/NOFORN) Prior to the session the remote viewer was told only that he would be asked to describe once again the "tent" which he had viewed on 31 July 1980 [REDACTED] (Session D-2)
2. (S/NOFORN) During the session the viewer was asked to further explore the "plates" or what is known to be a manhole cover which he had discovered.

NOT RELEASABLE TO FOREIGN NATIONALS

**SECRET**  
ORCON