

~~SECRET~~

CC 87
7

ORCON/NOT RELEASABLE TO FOREIGN NATIONALS

INSCOM

GRILL FLAME

PROGRAM

SESSION REPORT

CLASSIFIED BY: DIRECTOR, DIA
REVIEW ON: 12 Feb 2000
EXTENDED BY: DIRECTOR, DIA
REASON: 2-301c (3 & 6)

GRILL FLAME

~~SECRET~~

~~SECRET~~

CC 87

SUMMARY ANALYSIS

REMOTE VIEWING (RV) SESSION CC87

1. (S) This report documents a remote viewing session conducted in compliance with a request for information on a target of interest.
2. (S) The viewer was provided the geographic coordinates of the target area at the time of the session. This was the second time this viewer had attempted to access this target. The viewer was able to achieve his usual degree of relaxed concentration and was undistrubed by ambient room noise which was minimal.
3. (S) The protocol used for this session is detailed in the document, Grill Flame Protocol, AMSAA Applied Remote Viewing Protocol (S), undated.
4. (S) Following is a transcript of the viewer's impressions during the remote viewing session. At TAB A are drawings made by the viewer reference his impressions of the target site. At TAB B are analyst's comments.

~~SECRET~~

~~SECRET~~

TRANSCRIPT

REMOTE VIEWING (RV) SESSION CC87


TIME

#28 This will be a remote viewing session (edited for security).

PAUSE

Focus your attention now on the area designated:

SG1B



Relax and concentrate now.

SG1B



Relax and concentrate. Concentrate and describe the target to me.

PAUSE

+05

#07 I got some of those...uh...those...uh...spider holes poc mark things...uh...down the valley. I think it's...uh...think it's probably that would be northeast. (Sigh) I saw something that...uh...reminded me of a hydroelectric dam. I don't see a big body of water, but I see pen stock.

And, I thought I saw a discharge shirt (phonetic) discharge suit (phonetic)...uh...discharge suit...chute...I don't know. There's alot of power, lot of power. It's awful cold for ...uh...awful cold for...uh...hydroelectric.

PAUSE

I see that...uh...big ball like thing again...over or that hill.

#28 Tell me about your perspective. Tell me where you are seeing these things from.

~~SECRET~~

~~SECRET~~

#07 I came in up the valley...saw this desert looking valley...uh...kind of moon...moon like crater... looked like moon...and I don't know where I saw this...what looked like big...big pen stock... which is part of a hydroelectric dam, and I saw... uh...the discharge chutes. I went on down the valley and the hill was...uh...big silver thing on it...uh... Buildings were all off to my left. Big scroll thing is down there. Kind of below, and to my right...the big scroll thing. I either am seeing a dim view of...uh...side of...uh...track from...uh...track vehicle or it's a belt of ammunition one. Just curves like the front of a track

+10

PAUSE

Keep seeing this thing...uh...looks like a fleur-de-lis with an eagle on it. Eagle facing right. I don't know what the hell it's all about. It's...uh...it's metal. It's got something written on it.

PAUSE

+15

I can't get it. There's a bunch of numbers across the bottom... There's a big antenna over there but the way it's configured, I don't think it can track. It...uh...I don't think it can rotate. It's ...uh...looks like a parabolic dish (phonetic) suspended between two vertical pylons. It's pointed about 45 degrees above the horizon.

#28 What is your position of observation now?

#07 I am over close to the...uh...the complex. That'd be further to the southwest.

#28 Turn and face the complex and tell me about it.

#07 Most of the structure seems to be two stories or smaller. Relatively small buildings...it does not look like a big metropolis...it's...uh...there's people...uh...there's a tall, tall, tall structure further to the left. It's...uh...further south. It stands out above the rest of 'em. There appears to be a...I think it's a railroad spur...uh...to the northwest of the complex.

#28 Move directly over the railroad spur and look down.

~~SECRET~~

~~SECRET~~

#07 Uh...uh.

#28 Follow the railroad tracks.

#07 Which way?

#28 Proceed at your discretion and describe as you go.

PAUSE

+20

#07 I, I, I take the ones to the right...northeast... and I got...because of alot of things would be logical...is...uh...well partially...I see alot of ...uh...guess they call them trucks...uh...railroad... axle...wheels...groups of...uh...four wheels off to the right and just...oh, isn't that interesting... big pipes... There's a complex. Just found a complex of overhead...uh...big tubes. (Sigh)

#28 Stop for a moment. Where are you now in relation to the complex? In relationship to the town or complex.

#07 It's...uh...back over on my right, behind me, southwest, I guess.

#28 All right. Turn around now, and go down the tracks in the other direction.

#07 Ok. I saw something.

#28 Would you like to tell me about it?

#07 Uh...I saw guns again, but they weren't the same as the other day. They were smaller. Looked like...uh... looked like...uh...towed artillery...it was stored. It appeared to be outside. Ok. You want me to go down the track?

#28 Yes. Go towards the complex. Tell me what happens with the tracks.

#07 I'm confused. I think I got another spur here.

#28 That's fine.

+25

#07 Wait a minute. I started down there at that spur, curved off here towards the hills to the left, and I took the right. I turn around, look,....oh what the...looking south...seemed like it was going off on a different track further to the left. There's alot of tracks in here.

~~SECRET~~

#07 On the right...alot of heat...some kind of...
some kind of manufacturing there.

#28 Move to that area.

#07 I...it's coal fired. there's...uh...uh...a
big...uh...uh...(sigh) big belts...uh...just
got big belts...uh...like coal conveyers that conveys
coal or ore up high. It's going now...ah...ah...
it's going now. I mean..it's...uh...I mean it's
...uh...operating.

#28 All right.

PAUSE

#28 Tell me more about the operation of this area.
Tell me more about what is being done in this area.

#07 I've been trying to figure out. Kind of took me
by surprise. I didn't expect to see this.

PAUSE

#07 I was looking for something that tipped me off.
I saw...uh...a big crucible like device over there.
I thought it must be stell, but...I got some funny
tires (phonetic) over here. I don't think...uh...
I don't think it's ...I can't figure the bucket.
Off to the right of this thing it's, it's very
smooth swept...uh... The ground is swept clean.
It's light in tone. There's two or three ramp like
conveyers. I don't know what the heck it is.
I see some more of those big pipes. I, I, I, I
don't know if I've said it. There's...uh...there's
a feeling of alot of...uh...fire...uh...fire or power
...uh... I think this must be...where I saw the red
flash the other day.

+30

#28 Is this a building you're looking at?

#07 I think so. I see...uh...it's all...several high
things...metallic...I...I thought there was some
type of...maybe manufacturing process big conveyer
shapes, and all this heat. Yeah, I think the
structures building type shapes, I guess. I see
some spherical tanks around on stands that,...I
don't know, maybe 30 or 40 feet through. I think
they're high pressure cylinders. I mean high pressure
spherical tank.

~~SECRET~~

#28 Tell me of your position of observation now.

#07 Ah...about 40 feet off the ground...looking...hum...
looking southeast.

#28 Move up to 200 feet and look straight down.

PAUSE

#07 Dam! I don't understand this. It's dark but I
see...looks like a bunch of blow torches...uh...
either they are all blowing into the same place or
they're all blowing out of the same place. Very
bright and noisy.

+35 #28 Move up to 1000 feet and look straight down.

PAUSE

#07 Ok. The area keeps flickering. Large scale things
keep flying by. Basically, I see a complex of
building or what I think is some kind of factory
thing on the northeast periphery.....to the
south towards the mountains I saw a glimpse of a
giant tubular shape. I have no idea what it is.

#28 All right. Holding your focus on that, move so that
a manufacturing complex is directly underneath you.
Look straight down and describe it to me.

PAUSE

#07 I can see silhouettes. Tall structures from the
flashing light, red glow. Also see what appears to be
smoke or steam billowing up and drifting to, drifting
up the valley. Light reflecting off of it...uh...
seems rather warm area compared to the coldness out
side of this area. That's one thing...it sticks (phonetic)
way up towards me.

PAUSE

#28 Move down on the ground. Now, move down on the ground
in the complex, and describe your surroundings.

PAUSE

+40 #07 I'm standing in a narrow gauge railroad, but that
disappears off in the darkness. There's a big barn
like building in front of me. I saw...looked like
insulators, glowing. See repetition of tubes on my
right.

5 ~~SECRET~~

~~SECRET~~

#28 Explain tubes.

#07 They're inclined upwards 25 degrees looked like something is discharging into them.

#28 Face the barn building again, and describe it to me.

PAUSE

#07 That's weird. It looks like it's got...uh...yeah... repetition I saw looked like...uh...repetition... you see...uh...looking down the hull of old fashioned boat with ribs, cradle like...uh...repetition...uh... have feelin the whole building isn't being used. It's...uh...just...uh...uh...(mumbling). I don't know what it's for. It's empty right now, but they're going to use the center portion or something.

#28 Describe the height of this building.

#07 Uh...maybe, maybe 40-50 feet, but it's longer than that. Extends more than that away from me. I have a feeling...uh...I feel like I can almost see through the roof. I mean...uh...I'm in the door looking in. It's like a big, big tank car (phonetic) barn.

#28 Explain.

PAUSE

#07 I was looking down this railroad track...looks like it went in that direction. I just said I saw wheels and a big tank car. You know. Thought petrol or something. But, railroad don't go....it stops. There is no manufacturing in this big barn.

#28 All right.

PAUSE

#07 All right. It's dark in here. I don't know whether I'm seeing now or...the past or...it looks like a big tank car...tank car...tank truck.....

PAUSE

I got to be in the wrong place. It's.....like Jules Verne.....

+53

~~SECRET~~

~~SECRET~~

PAUSE

#07 It's a big sucker.....

PAUSE

#07 Get me out of here. I think I'm

+56 #28 Tell me what's big.

#07 Uh...I think, I think I'm hallucinating. This...
uh...this dam truck...looked like a giant...uh...
like a giant rocket, or something. I was trying to
go around over it. I saw these big...uh...big rocket
engine shapes. It's awfully big when you get up
close to it. I was trying to figure out the...if
I was imagining how it worked...if I actually,
actually saw it, saw it move. Dam thing. It looked like
it straightened right up, and...uh...I was trying
to figure how it could do that, and I, I looked
up and I saw, I saw night sky. I would have sworn
I was inside.

+60 I don't like this.

PAUSE

There's something awful big insulators or something
over there...(phonetic)...big cables. It's funny
I feel, I feel inside and I feel outside. All mixed
up.

PAUSE

#28 Ok. I have no further questions about this target
at this time. If there's anything that you would
like to add before drawing do so now.

#07 I just want to get out of here.

#28 All right. Come on back now to me. Move your arms.
Move your legs. Take deep breaths and sit up and
draw.

#10.5 All right. Where am I? Get right down to it. What
I'd like is a sketch, to start us off, about 13 minutes
into the session or so you discussed what you
perceived to be a non-tracking parabolic dish located
between two pilings.....

~~SECRET~~

~~SECRET~~

- #07 Pylons.
- #10.5 Pylons...ok..uh..aimed at approximately 45 degrees above the horizon.
- #07 Ok. Number 1.
- #10.5 Ok. We had you...or #28 then had you on..uh..moving up and down the railroad tracks. Next thing..uh..ok..you began to get this feeling or gestalt coal fire manufacturing, I'm quoting from you, big belts like coal conveyers. This is just to refresh your memory of where you were in the session. Two to three ramp conveyers and big pipes. Ok. Do you recall that image?
- #07 Yes.
- #10.5 Can you give me a sketch of that?
- #07 That's quite a complex.This other building over here.. I saw alot of light coming in the vicinity of annotation A. Uh..there was alot of light coming out of there. Alot of roof lines back in here, but I can't remember them all. It was quite complex.
- #10.5 Ok. You mentioned right in there spherical tanks 30 to 40 feet through. Maybe high pressure tanks. Was that in association with this or was that separate imagery?
- #07 Three or four of them I felt were fairly close to this. Maybe less than 200 feet periphery of this. The town that was back in behind this looking to the south went.
- #10.5 Ok. Fine. For 3 why don't you give me the tanks?
- #07 It was just spherical tank..like high pressure tanks. I don't know. They appeared to be on some kind of stands. I can't remember. No big deal. They weren't right together. They were..uh..some of them were, maybe half the size of this...biggest ...close to 40 feet, and they were not in pairs, or anything.Irregularly spaced. It wasn't like a tank farm or anything.
- #10.5 Ok. Then we'll start working on the building, I guess.
- #07 The building? The barn.
- #10.5 The barn building, yeah.

~~SECRET~~

~~SECRET~~

- #07 I. When I first looked through the door it looked like I was looking down..uh..looking down the rib inside an old fashioned boat. It had wooden ribs..uh.. I could see the repetition in the angle other than vertical. I felt that the..uh..hum..it's funny, I thought there was a bay off here to the right, somewhere. It seemed relatively empty. Light structure. There was times I felt I could see..uh..through the roof. I wasn't sure whether railroad tracks went inside or not. They went off in that direction and they just kind of went out in the darkness. I got over to the inside of the door, and I could see inside. Later on, I thought I saw a huge annotation A again, in number 4, page 4, and I had the feeling of..uh..giant tank car or something. Wheels on this...this critter...hum...and it, I think it felt more, rounded but oval shape....played around in there..uh..this thing took on the shape of a rocket. Uh..I had the feeling of multiple, multiple rocket motors but all I could see was one big cone.
- #10.5 Ok. Could you do me....just make that the subject of a separate sketch. If you would, then.
- #07 Ok.
- #10.5 Is that, is that A, annotation A there..uh..is that inside there or outside there?
- #07 I had it parked inside.
- #10.5 Draw a dotted line across there, then...inset, ok. Good. All right. Yes. Let's make a separate sketch of this if you would, please.
- #07 With that thing there?
- #10.5 Yeah. Of that. That should be sketch 5. Yeah. You spent considerable time, I got the idea, playing around and you tried to crawl on it and get on top of it and at 55 minutes into the session your comments were big truck like thing, rocket engine shapes and then you had ...began to..uh..get the feeling that in its functioning that it looked like it straightened right up.
- #07 Yeah. I had it almost vertical. Uh..and then I found myself restling with the fact that I had just seen the place empty and here the thing was..uh..moving into a vertical position, almost vertical and I looked up and there was no roof. Now that I think of it, you know

~~SECRET~~

~~SECRET~~

this, this makes sense, this makes sense to me. Uh..there are such things that the roof somehow or another moves or opens or folds open or moves aside or something. And, its description of..uh.. this description of some known rockets in..uh.. ..uh..Russia or satellite countries that had been..uh.. deployed in large buildings. I don't know. Perhaps for storage. Perhaps..uh..to fire from there. I don't know. But, now I can see that.

#10.5 You feel that you can give me a more possible detail sketch of that object in 5 from your perceptions. Possibly calibration of size, magnitude..uh..

#07 I remember it felt tremendously large..uh..compared to a tank truck...I thought it was (mumbling)..uh.. I just thought that I felt so dam tiny and small and miniscual when this thing...I just felt overwhelmed. I don't know if it was because of the movement there or because it was so blamed big, but, I felt threatened. Threatened feeling..uh..and..uh..I was fastinated. I wasn't afraid of it but, I still felt threatened. If you know what I am trying to say there. I don't know. There was some kind of mechanism.

When this thing started moving I was, I was up on top of thing right here..uh..between these two support type mechanisms. Then I got wrapped round the axle..uh.. because I looked up and I saw sky and I thought I was outside. Oh, yeah! Off to the right, over here, I saw a big box like thing and there are some big cables going over, over to it. That's about it. It's not a very good drawing, but the thing was quite complicated. I didn't get any one particular little thing about it. I didn't follow all the pipes and hoses...and clamps and things.

#10.5 Ok. Um...I'm going to have to ask you to back step now one more time to your first impression of this barn shaped object. Something here that will probably be of assistance. Ok. To go back to your initial description of this. Narrow gauge with narrow bed which disappears in the darkness. Big barn in front. Looks like insulators glowing.

#07 That was above into the right, over here somewhere, and they were, they were small ones getting bigger and bigger and bigger towards me. Like they were coming up over to the right side, right side of the structure. That's on sketch 4. And, they went in the air almost as high as the building was, and

~~SECRET~~

~~SECRET~~

they were to the right of the barn.

#10.5 And, the repetition of tubes on the right inclined upwards.

#07 Yeah. Do you want those?

#10.5 Yeah. Just start another one there with the tubes so we can tie them together.

#07 I guess that's six.

#10.5 Yeah.

#07 Hum, I would choose an angle where you can see only one of them. And, there was.....something from the left appeared to be projected or flowing into these things, for some reason, and I couldn't see what it was back of that. Uh..at first the overlay flashed back to like water flowing in out of a pen stock, which I had encountered somewhere up the valley earlier. Uh..I tried to figure out what it was..uh..mechanical or relative to manufacturing process and I couldn't come up with anything. I also thought I might have had the thing turned around or tilted. Maybe stuff was pouring out of it. But, the thing still stood at the angle I've got them drawn here and..uh..it disappeared as though something was flowing into them. It was curved from the left. I have no idea. I have no feeling for it whatsoever.

#10.5 Ok. And they stood at that angle relative to the ground.

#07 Yes they did. And, I think they were into something down here keeping them up holding that position. I didn't see any bracing or anything under them. Any racks, or anything. I felt terribly mixed up there. I thought I might have them tilted. I thought it might be an overlay from pen stock. I didn't know whether the stuff was flowing in or flowing out. Just imagery.

#10.5 That's it. That's it. Real good.

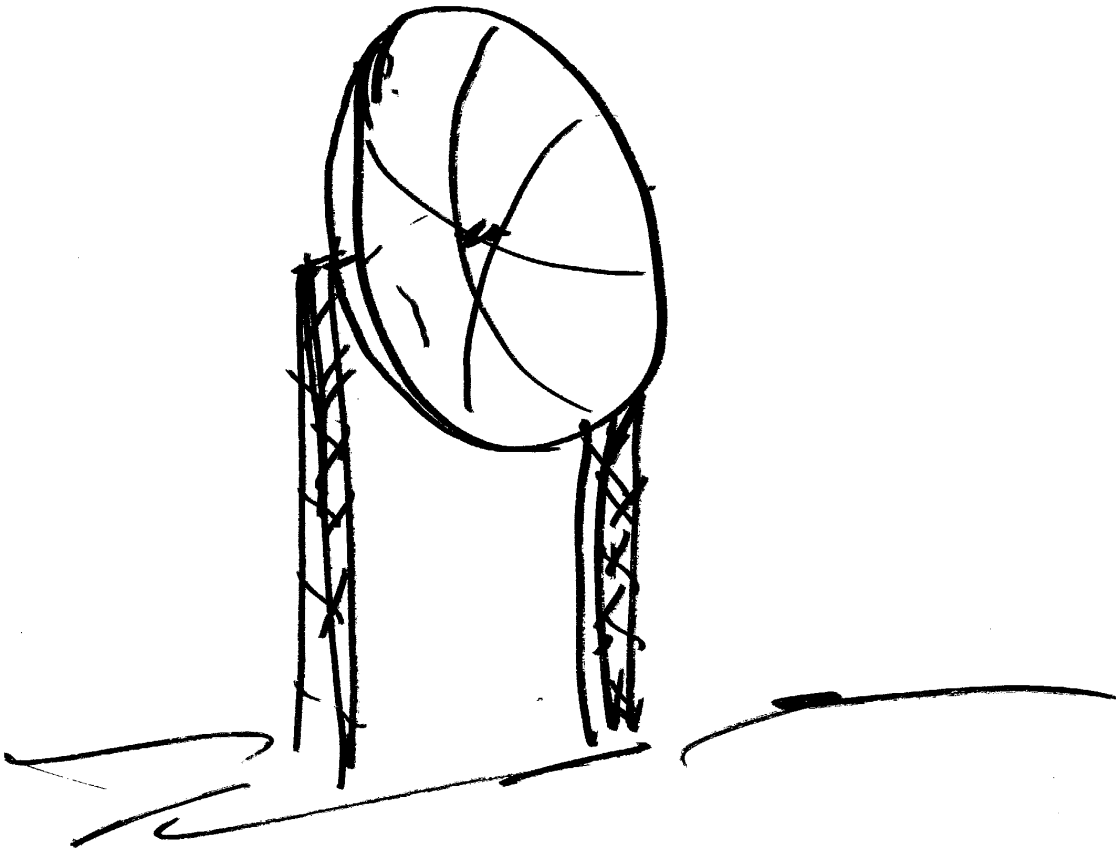
#07 Are we at the end of this target?

#10.5 We sure are.

#07 Ok.


~~SECRET~~

Approved For Release 2000/08/07 : CIA-RDP96-00788R000200110001-8



Approved For Release 2000/08/07 : CIA-RDP96-00788R000200110001-8


Approved For Release 2000/08/07 : CIA-RDP96-00788R000200110001-8



Approved For Release 2000/08/07 : CIA-RDP96-00788R000200110001-8



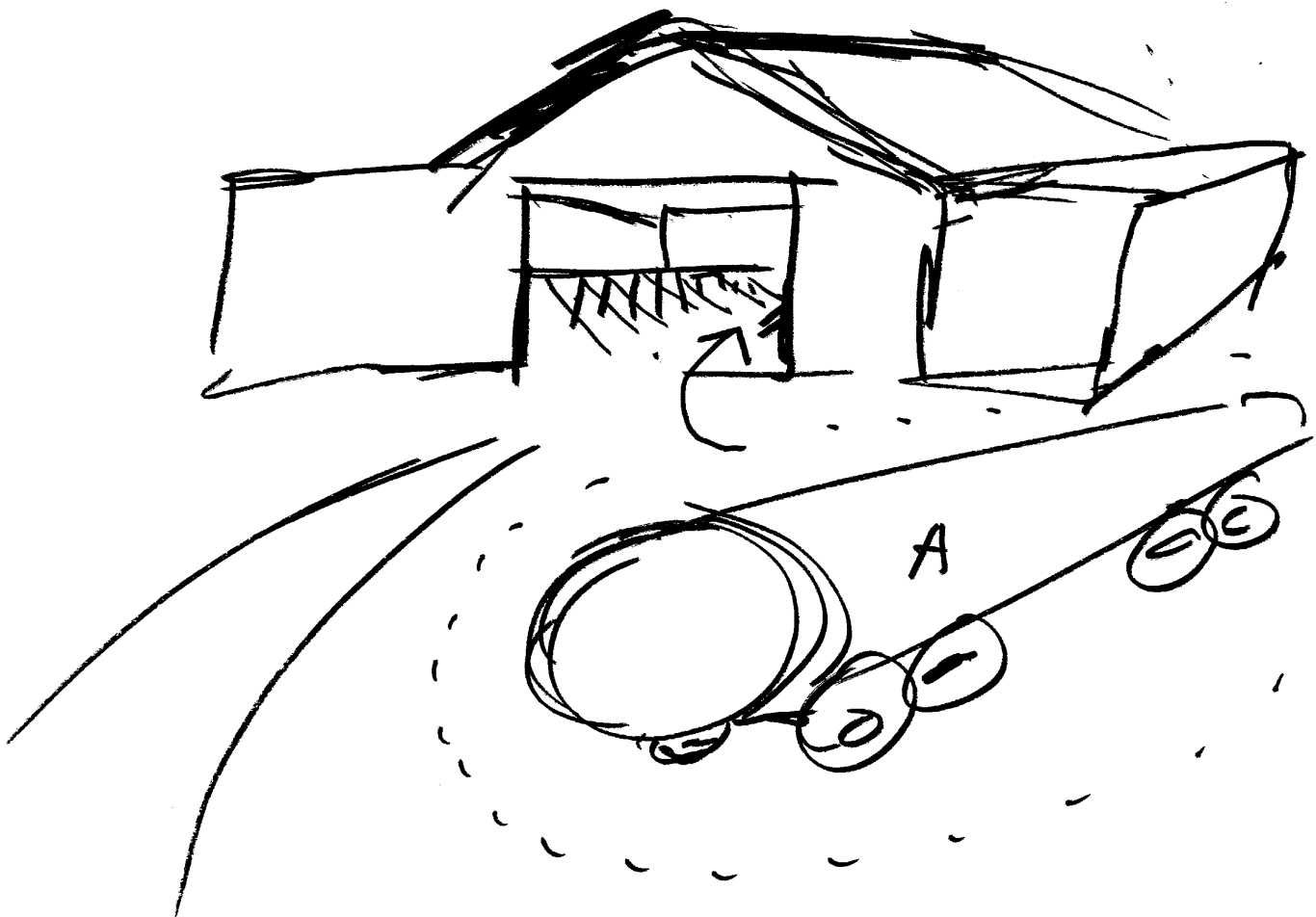
Approved For Release 2000/08/07 : CIA-RDP96-00788R000200110001-8



Approved For Release 2000/08/07 : CIA-RDP96-00788R000200110001-8



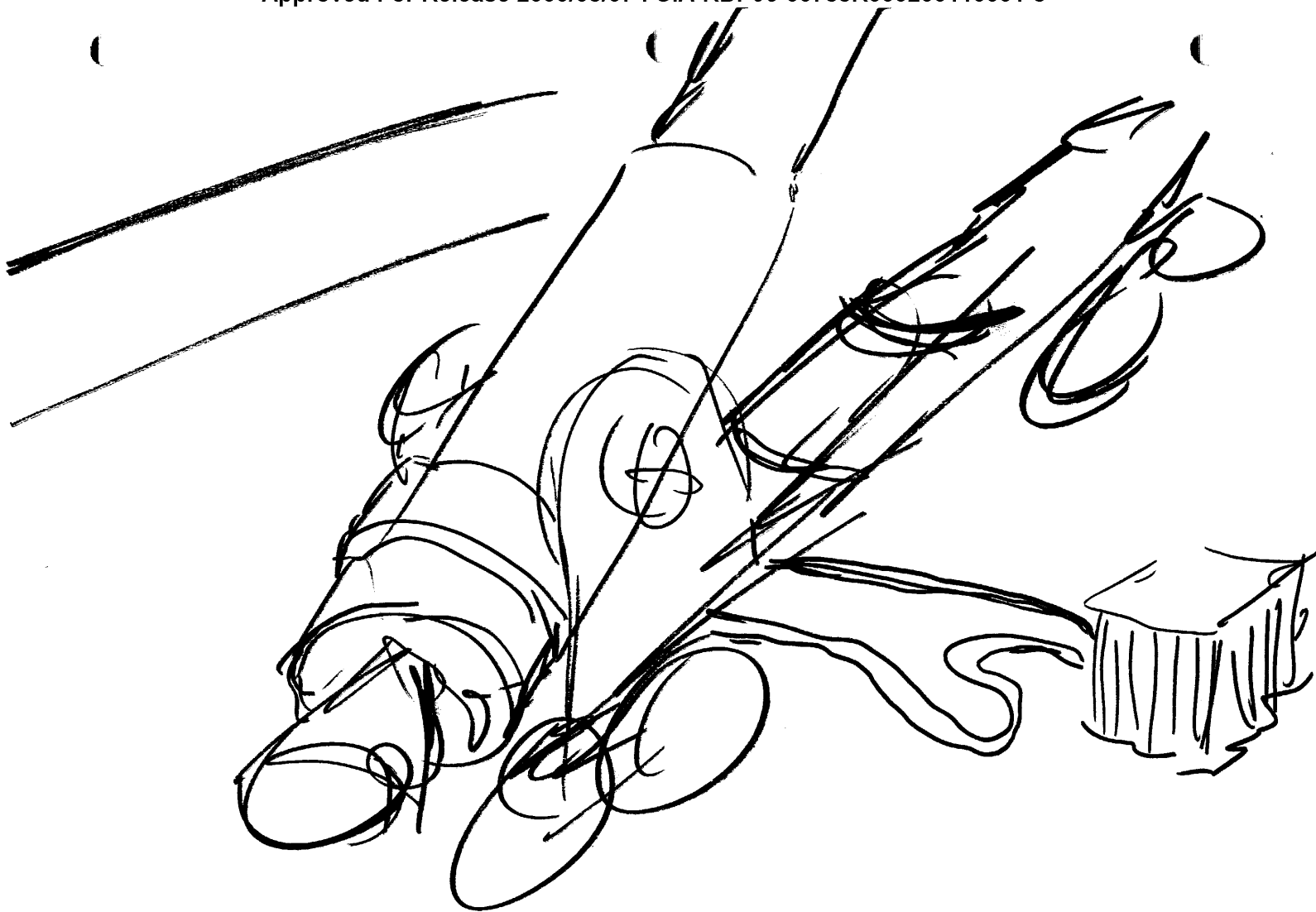
Approved For Release 2000/08/07 : CIA-RDP96-00788R000200110001-8



Approved For Release 2000/08/07 : CIA-RDP96-00788R000200110001-8


4

Approved For Release 2000/08/07 : CIA-RDP96-00788R000200110001-8



Approved For Release 2000/08/07 : CIA-RDP96-00788R000200110001-8

Approved For Release 2000/08/07 : CIA-RDP96-00788R000200110001-8



Approved For Release 2000/08/07 : CIA-RDP96-00788R000200110001-8

6

~~SECRET~~

ANALYST COMMENTS

REMOTE VIEWING (RV) SESSION CC87

1. (S/ORCON) CUEING DATA: Prior to the session, the interviewer was provided the following information:

SG1B

a. A slip of paper containing only: "target is in the vicinity of geographic coordinates [REDACTED]"

b. Interviewer was informed the target was located within the right portion of the "town" which the RVer had identified during Session CC74.

c. Using only sketch #1 from Session CC74, the interviewer was informed that analysis indicated a railroad (not previously observed by RVer) ran from beneath the RVer's perspective to the "town," and that a major trunk of the railroad forked right inside the "town" to the vicinity of the target.

d. A copy of Sketch #1, CC74 was made available to the interviewer with which the RVer's memory could be refreshed prior to this Session.

e. Interviewer showed Sketch #1, CC74 to the RVer prior to cool down. At session start time interviewer read only geographic coordinates of the target to the RVer.

2. (S/ORCON) COMMENTS:

a. At early start of session RVer acquired imagery similar to that of CC74.

b. At start +18 minutes, RVer "discovered" railroad tracks in the vicinity of his focus, and was only then directed by the interviewer to follow them. Shortly thereafter, RVer began reporting data bearing strong gestalt relationship to the target area (a large heavy manufacturing complex of which only a small portion constitutes the target facility).

~~SECRET~~