

~~SECRET~~

ORCON/NOT RELEASABLE TO FOREIGN NATIONALS

60-71
31
800-2
T 257 A/B

INSCOM

GRILL FLAME

PROGRAM

SESSION REPORT

CLASSIFIED BY: DIRECTOR, DIA
REVIEW ON: JANUARY 2000
EXTENDED BY: DIRECTOR, DIA
REASON: 2-301c (3 & 6)

GRILL FLAME

~~SECRET~~

SUMMARY ANALYSIS

REMOTE VIEWING (RV) SESSION CC71

1. (S) This report provides documentation of a remote viewing session conducted in compliance with a request for information on a target of high interest.
2. (S) The viewer was provided the geographic coordinates of the target area in question at the start of the session. He appeared relaxed but claimed later to have not achieved his normal state of relaxed concentration. He stated after the session that he had difficulty developing his imagery and was unsure of how well he had done in the session.
3. (S) The protocol used for this session is detailed in the document, Grill Flame Protocol, AMSAA Applied Remote Viewing Protocol (S), undated.
4. (S) Following is a transcript of the viewer's impressions during the remote viewing session. At TAB A are drawings made by the viewer reference his impressions of the target site.

ADMIN NOTE: After the session, it was determined that the interviewer mistakenly provided the incorrect coordinate to the viewer. The correct coordinate was [REDACTED] seconds [REDACTED]

SG1B

SG1B

~~SECRET~~

TRANSCRIPT

REMOTE VIEWING (RV) SESSION CC71

TIME

#31 This will be a remote viewing session (edited for security).

PAUSE

#66 Focus your attention now on the area designated:

SG1B

Relax and concentrate. Focus your attention on the area designated

SG1B

SG1B

Relax, concentrate and describe the target area to me.

PAUSE

+07 #31 I...I've got a feeling of a lane or a small road or an isle and like a snow fences on each side with no room at the edge.

#66 Tell me about the terrain around this road.

+12 #31 It's ah...it seems...(mumble)...big "L's," wide, rolling plains. I'm looking around, I have the feeling there are more mountains far away on the horizon, but I don't feel mountains where I am. I feel, when I think about it, I do feel high, like on a high plateau or a high level of ground. I had a feeling of a thing that looked like a sling-shot; after that is...felt it was "Y" shaped, curvy "Y" like a sling-shot and this thing was tubular and the crutch of the "Y" had a...ah...four sided steel plug (mumble) into it. Let me work a little more, see if I can get something worth it.

#66 Tell me about the vegetation on the terrain.

~~SECRET~~

~~SECRET~~

#31 It's like long grasses...long grasses like ah...saw grasses. Long, curvy...ah...blades of grass...ah... and...ah...short...long stemmed...ah...wild grasses like...ah...buffalo grass, but it all appears...ah... a light shade of tan, not deep green, but more tan, higher, dryer tan looking. I'm getting a...ah...

PAUSE

+15 feeling of a...ah...winged entrance way to a dugout or bunker.

#66 Describe it to me.

#31 It's not really a...it's just like it's into the hill side, it's not like it's a...a structure all its own, maybe it's big enough to be a hill. It's a...

#66 Describe winged entrance way, please.

+18 #31 Got a..a protruding triangler wing about...ah... 15 feet long, it's about...ah...10 high, it seems to...between the wings it's maybe...ah...15...15 wide, it's...ah...got a steel or a hard rolling doors on it, but its slants...it seems like the doors slant back at the top, so that its...the door itself is a angle and there's corrugated steel doors like lumpy, like a washboard and...ah... entrance way is...ah...generally curved...curved, round and not square...rounded.

#66 Describe the materials of construction of this.

#31 It is...ah...this thing is starting to change on me...ah...a bit.

#66 Relax for a moment and concentrate on it.

+20 #31 Ahm...(mumble) the wings are cement, white, and corrugated steel. This thing appears to be offset above that (mumble) drive with the funny walls along it. You turn into this place on a asphalt drive...ah...but now the base of the bunker has two cement steps, as though you can't bring a vehicle in it, but you can load a vehicle from it, and back it up to the steps. The steps are lower, but let's forget the steps, only two. I'm getting a feel that the doors slide back and forth on a metal trough

~~SECRET~~

~~SECRET~~

that runs across the face of the bunker, but the bunker itself is earthen and covered with the same tan grasses of the surrounding area. It is...ah... possibly 20 feet above the hills...above the surrounding...the top of it is...I'm still having a feeling that this is inserted into a hillside and not built on top of the ground...built back into the ground. There are...I'm back away from it now; I would say there are several more, but only on the right side of the inclosed road. It's almost as though it's lined with the snow fence. Back at the bunker face...I am back at the bunker face.

#66 OK. Move now inside the bunker and describe it to me.

PAUSE

#31 Inside...ah...there are rows of shelving in the front and they come in to...ah...from the sides... come in from the sides...(mumble) on each side (mumble) bins and boxes...ah...in the center isle that I'm going down with light fixtures above the center isle, but I not think they are on. On the left I see ammunition crates...type crates...they're stacked, they have rope handles type crates, they are stacked very high on pallets...I want to say they're on pallets. On the right side, that was on the left, it's not like it's jammed packed full, it's like there's...now that I'm back from the front there's more open space and there's a little booth or shack room built on the left side, but across from that are larger crates, wooden plywood shipping type size crates that are laid in there. I'm getting a feeling of...ah...I'm moving past the...ah...cubicle...I... ah...for some reason I've got this...ah...feeling that a...just past the cubicle is a...ah...chain link interior screen with a gate in it that goes from... with a door in it from floor to ceiling that has a door in it there that would otherwise keep people out of the back area. I'm in there now; I'm trying to focus on things, but still large...ah...crates but for some reason they're behind this screen, but... can't see anything different.

+26

+30 #66 Describe the size of the cavity now.

~~SECRET~~

~~SECRET~~

#31 It is...ah...turning around and looking back, where I am to the door is 45 or 50 feet. I'm near the back now...I am near the back now, it's...I'd say (mumble) maybe 60 feet long here - 65 feet long in total, and the back is unexitable, it's just a blank wall, but I don't think it's...it's very smooth as though it is a blank wall and not a cave wall, and curve nicely upwards, so, but it's smooth and it's damp and it's gray. Let me sit with my back to it, see what I see in this (mumble). I have...ah...this back area here...ah...

PAUSE

I am not coming up with anything. It appears more a clutter of things, it's not as orderly as the front, and appears to be nearly empty, but the front is all stocked and stacked, but behind the link here I can't tell what is here and what is supposed to be here that makes it different if anything.

#66 Alright.

#31 I have just a helter skelter of a few ammo type crates or footlocker size crates and that's it.

#66 Alright.

#31 Sort of a random scattering.

#66 I'm interested now in moving back outside the area, moving slowly up into the air, looking down at the area now, and tell me how I could find this place.

+35

PAUSE

#31 It's on a...it's on a...ah...hill. The....I don't know...there are mountains across in the distance, across the valley or a lower area. The hill projects up out of the...more heavily forrested area, there are bigger trees, and going back...going back.

#66 Is there an LOC link to this area?

#31 (Mumble)...is in the valley floor, and you must drive off of that road, drive through the forrest a little ways, and then you wind around and up to this hillside place. (Mumble) number 3 came into mind as I was approaching the road and the valley which is

~~SECRET~~

~~SECRET~~

not far down, but is a little ways down below, and I keep getting the word...ah...Santiago keeps coming to me, or Santargo or something like that, but I haven't got the slightest idea what I'm... it really appears to be way the hell out in the boonies.

#66 Alright.

+40 #31 I don't see anything around it. When I was back from the hill, for a fleeting instant I thought I had a tower of some kind in the area, as though it was a communications tower somewhere in the vicinity of these bunkers, but that's all.

#66 Alright. I have no further questions about this target. Is there anything you'd like to add?

PAUSE

#31 No, I haven't got anything more, other than I know that what works for #19.5 doesn't work for me.

#66 OK.

#31 I had a feeling I was standing in this little narrow damn lane or some alley or lane or something like that, that just had very weird...I called it like a...like snow fence, it was just this (mumble) fences along the side of each side with no walk space or anything like that, it was like very narrow...OK, here's the road like this, and these things just go on and they just go on. OK, that was first into the horizon, like that.

#66 Would you...ah...write "road" there?

#31 Yea, road or lane.

#66 Were these solid or...

#31 No, you could see through them, like loosely... you know...you know the way you make a fence, the board goes this way and then the other board goes that way and then the next board goes this way, over and under like that, it was like that kind of a weave...ah...but it was horizontal weave, it was not like a snow fence with vertical wood with wires and stuff, you know, it was horizontal wood.

~~SECRET~~

~~SECRET~~

Something shaped like that, and that I was actually looking in a...it was like it was either cut back into the hill which comes down here in the foreground, but I had the feeling that I...this was on the right of this road, and that like here was the snow fence, OK, type of thing, and that it had a break in it and it went on down there like that, OK, and that there was a drop, you know, the road, and here's the other fence, OK, you're looking down at it. This is the road or lane and that you could, you know, you could drive in there, like park a vehicle back in there or something, back it up to the front of this thing which is...I couldn't figure out if it was a bunker or if it was a tunnel phase in the side of this...a gentle hill on the right.

#66 What, this part here, is that what you're talking about?

#31 Yea.

#66 Is that an opening?

#31 That's an opening, right.

#66 Can you label that so it doesn't get all screwed up the rest of the ones?

#31 OK. OK, I'll draw a closer up of this, and this is a hill or a bunker, and this is the same lane as there

#66 Can you remember what these are?

#31 There...yea...these are cement...cement wings like blast walls or something like that. I'll do a closer up...clos...clos...closer upper of that looking back the other way which is the way I was looking at it from...like here. That thing curves up, there's an indentation, like that, this comes back over, OK. Just two steps there which is what was really peculiar, faked me out. This thing seems to come out like that. OK, and then here is just the side of the bunker there, OK, comes down over the hill, again, I don't know where I was, and like right here is this fence and it goes off down into the distance, like that, and then, you know, across the road would be this thing. This has got corrugated steel door in it, OK. Then I had the feeling of slid back and forth, split down the

~~SECRET~~

~~SECRET~~

middle, slide back and forth type of a door, not a raised door but a slide door that ran in a gulley.

#66 Can you write something on there so we don't get all these mixed up?

#31 Sure.

#66 You might number the page; this is Page 3, as well.

#31 Oh yea, alright. OK, and this is the face of the hill...hill or bunker. Alright, and this is asphalt.

#66 That's...ah...the...the pull in section that you're talking about that's asphalt.

#31 Yea.

#66 Do you have a feel for what that narrow lane or road or whatever it is you were (mumble).

#31 There are...I had the feeling that when I was working on this one, I had the feeling that two more of them were down the road on the right side, but just that this thing was up on top of a knoll or a hill or something, OK. I have no idea what the purpose of this lane and why it's so, you know, why it's so narrow and why it's got this fencing along it or any of that stuff, I don't know. OK, here in the foreground then would be the...the other fence. OK, out here is the other fence, like that. OK, and that there's...ah...some sort of a metal grove or tract that this door slides back and forth across, just...it's just a...ah...cut. Alright, inside... ah...was bunker feeling for...the fore part of it, the front part of it had, OK, how am I gonna do this? On Sketch 4, it had a feeling of racks on the right, bins and racks on the right side, open bins and racks type situation, OK. OK, and on the left I had the feeling of stacked boxes, ammunition size boxes on the left side. OK, and these things just...

#66 What is...what is this line here?

#31 That's the rope handle type situation.

#66 Oh, OK.

~~SECRET~~

~~SECRET~~

- #31 OK. These are in low stacks, they're not in real high stacks.
- #66 Do you have any kind of a feel for what might be in any of these boxes.
- #31 I had the feeling...ah...that there was ammunition stacked in there, small arms type ammunition in that. When I said ammo boxes, as opposed to other crates that I'll come to which had...which I don't know what was in them. OK...
- #66 How about the bins, did you have a fell for...
- #31 No. The only thing that I saw in a bin was something that looked like a fuse, you know, it was... ah...I had a feeling...I'll put that on 5, but it looks like a fuse cap, OK. Ahm...so anyway, there's a couple of these...rows of these things, OK, like that. Alright, a couple of those along the left side of the wall. Then on the right side of the wall, the...the equipment bins turned into large crates stacked...they're like furniture crate size stuff, OK.
- #66 Uh ha.
- #31 OK. Then the plywood, you get brown...you know, brown plywood just like...just like stuff your household goods are shipped in type thing. Alright, and the ammo...
- #66 I'm...I'm to assume that size...it...it's fairly good size crate.
- #31 Yea. Ammo crate size, feeling of small arm...well, the feeling was ball ammunition; that's one thing that I said to myself right there, just popped... OK. On the left side, OK, I'm not even drawing the walls in here, on the left side then, down past these crates or just about even with the tail end of these crates is a booth of some weird kind, it's made out of wood, got a...oops...the door's on that side. It's got a door in it. OK, this is wood and this is screen, like I could look into it. Then, the whole back of this thing had a screen partition in it...oops...
- #66 Is that the back looking out or is that the back looking in?

~~SECRET~~

~~SECRET~~

- #31 That's the back looking in, as though I...here's the foreground, the front.
- #66 OK, good. You better write that in.
- #31 OK, and that had a metal gate in it, I actually drew that too much, that shouldn't...don't worry about that there. Like that, OK. Now going to the screen, I'm going to label some of these. This is a (mumble) wire fence partition, large plywood crates, OK, bins and shelves, and this is a booth of some kind. Alright, 5 is...ahm...
- #66 You were gonna sketch something that was on the bins or the shelves.
- #31 Alright, let me do that right now. It just looked like a...a large bus fuse is all. That's oversized, I'll draw it to size. It really did, it just reminded me of a...a large, you know, a...a big ass...big fuse, and this is brass, it just...and the size of it was about that size.
- #66 Write actual size next to that.
- #31 Yea, I will.
- #66 Was there a lot of these things or were they just laying...
- #31 Well, no...they were in one of the bins like as a sort of just getting the idea of feeling a bin, and that was it, actuals. It was just like one of them to pull a sort of garbage out of, you know, one of them. There were other things there but that was one that caught my attention. OK, like a...OK now to the back of the booth, the back of the area. OK, in the back, let me see, here is what is the back of the screen partition, and in the back is merely assorted footlocker size boxes, they did not... they were darker...they were not ammo crates...I don't think they were ammo crates back here and they were just randomly scattered like nobody used the back end of it, OK, behind the screen cause I went back there looking for something special and I didn't come up with anything special. I couldn't come up with anything that would account for this metal wire. Why this special security in the back

~~SECRET~~

~~SECRET~~

or whatever...ah...

#66 What are these lines that you...

#31 That's the back of the...the back of the tunnel,
the back wall.

#66 In other words you're drawing that as being curved
then?

#31 Yes.

#66 The back wall as being curved.

#31 Yes, right. Ah...like here in the foreground would
be two of them stacked, OK. No ammo crate, not like
in the beginning, not with the rope handles all
nicely and neatly stacked or anything like that, it
was just sort of...I said helter skelter, random
sampling of various boxes, and not...not stacked to
the ceiling like in the other side.

#66 That's the larger crates...

#31 Somewhere here is the booth, and then there's a
screen partition. OK, these would be metal crates...
ah...metal racks, large boxes. It's got a fence in
it, I don't know if I...I mean did I put...yea, I
put the door in it, OK, and then, like that. Like
the back half was almost not even used much on it, 7,
and the whole thing was, for 8, how I'm gonna do this
now. OK, as though there were 3 of them off of this
funny weird ass road with the weird fence along the
sides of it which could be anything, probably
downtown, downtown, as far as I know. Alright, and
3 of these things, and I'm still not sure to this
moment if it's not just dug in the hillside or if
it's...or if it's a bunker because, OK. OK, then
the whole scene is some good hefty vegetation here,
winding through that is road, OK, road winds up onto
a hill top or not a big hill, severe hill top, but a
little bit of a hill top like this, and along this
road are the 3...feeling of 3 things up there, like
that, now this is a hill which is not forrested or
vegetated, it's just got this grass on it, OK.
Somewhere out there...yea, somewhere out there was
a tower of some sort up on...up in the hill...up on
the hill somewhere around what...where all this
stuff is.

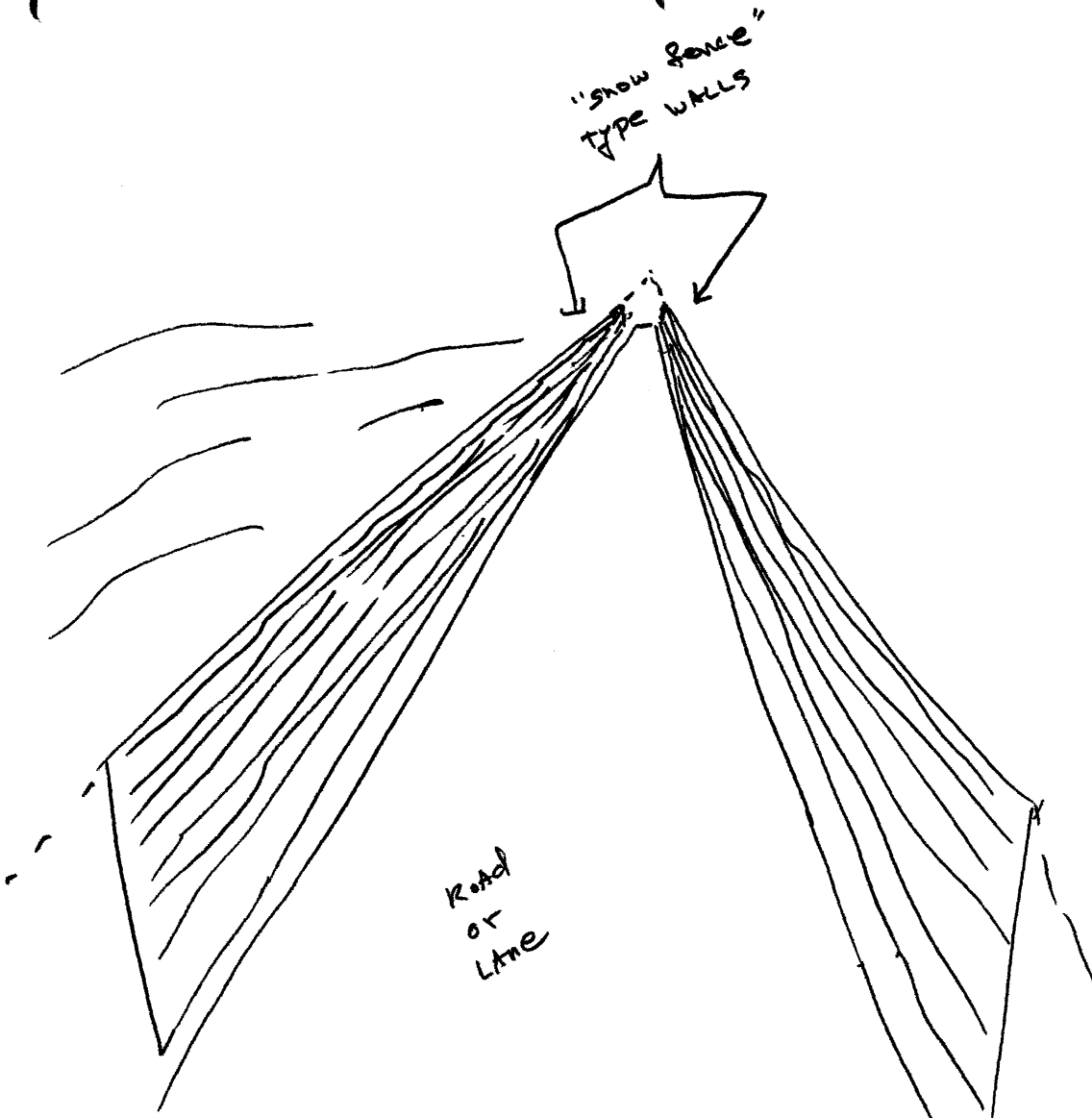
~~SECRET~~

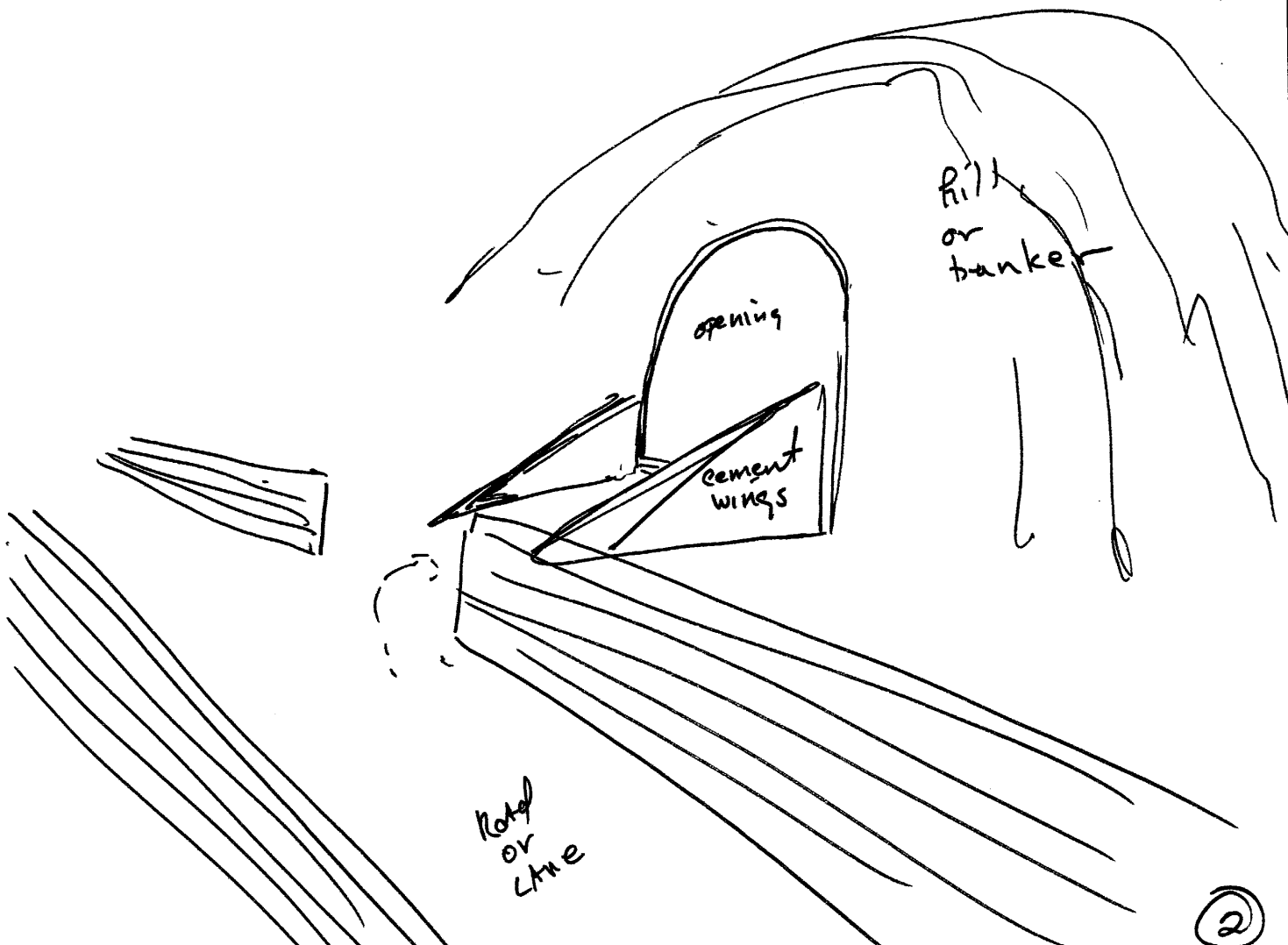
~~SECRET~~

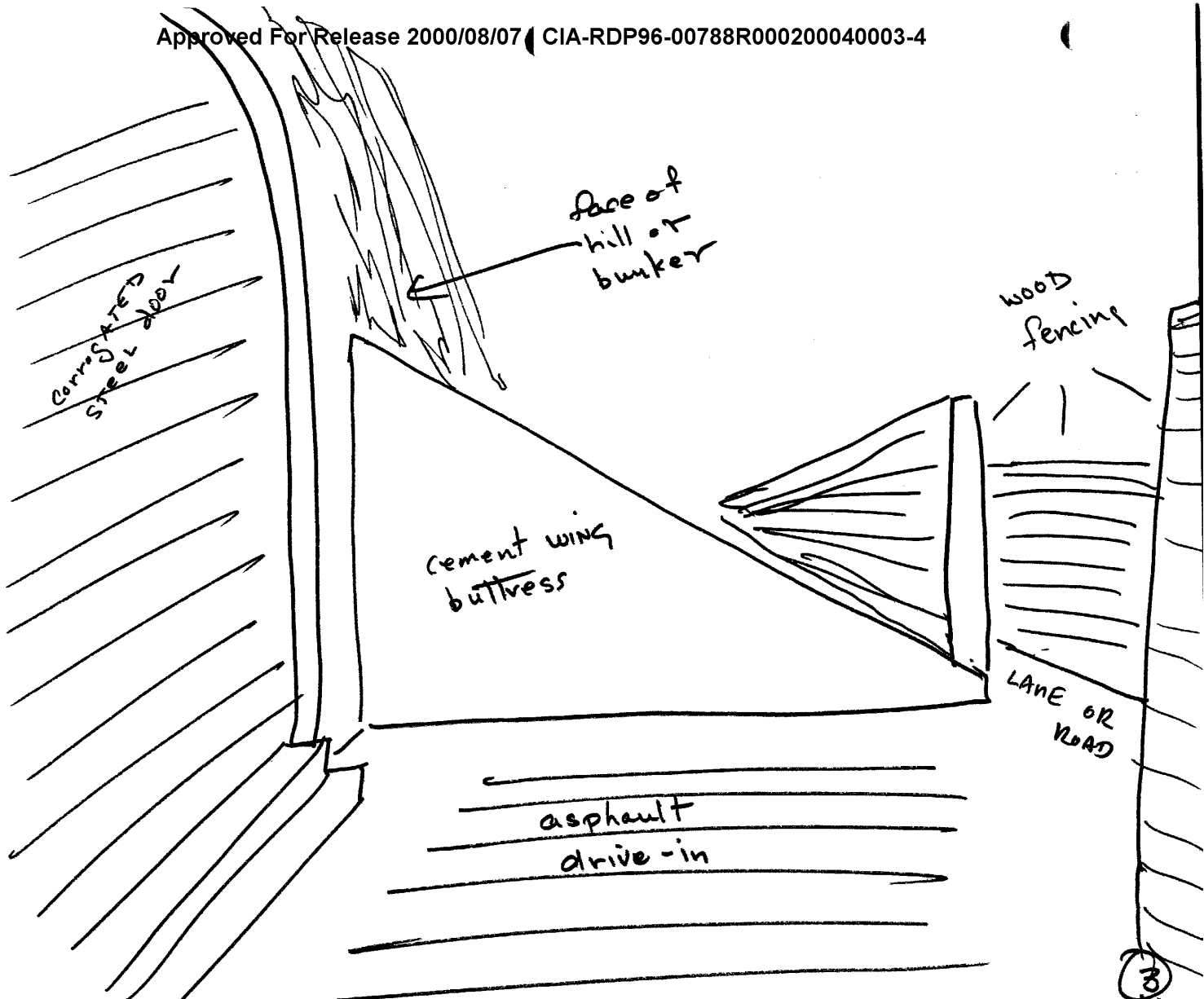
- #66 How far did that road go? Can you tell how far that road went after it went past these 3 openings wherever they are?
- #31 No. I don't know how far it went past. What I do think is that it's about 3/4 of a mile down this hill...down this hill to what is a main road that goes up the valley, and then when I was coming down the hill here the number 3 came into my mind, OK, as though this was a mysterious highway 3 that goes wherever it goes up the valley, OK, and that that's a main road, but how far that went on past here, I don't know. That's 9.
- #66 Is there anything you want to add? How do you feel about the session?
- #31 I don't feel good about it, I really don't. I'd be surprised if there's anything there.
- #66 Is there a particular reason why you don't feel good about it?
- #31 Well, yea. I...ah...I had trouble focusing, I really wasn't getting too much of anything, you know, like the start of the session sort of caught me unprepared and drifting and then I had trouble getting, OK, it's time to go to work, you know, gotta go to work. I laid there and it was, well hey, you're supposed to go to work now, what's happening, and it took me... I guess I didn't say anything for about the first 10 minutes or at least it seemed like 10 minutes, just trying to get my little act together and everything, and then the imagery came very hard throughout the whole thing. It was like, well there's gotta be something more here, and when I get into a situation where there's gotta be something more here, then I get unsecure...unsecure because I don't know if I'm making it appear or not, but it was...it was unusual on that sense. You know, I was...it's not my normal session.
- #66 OK. Anything else you want to add?

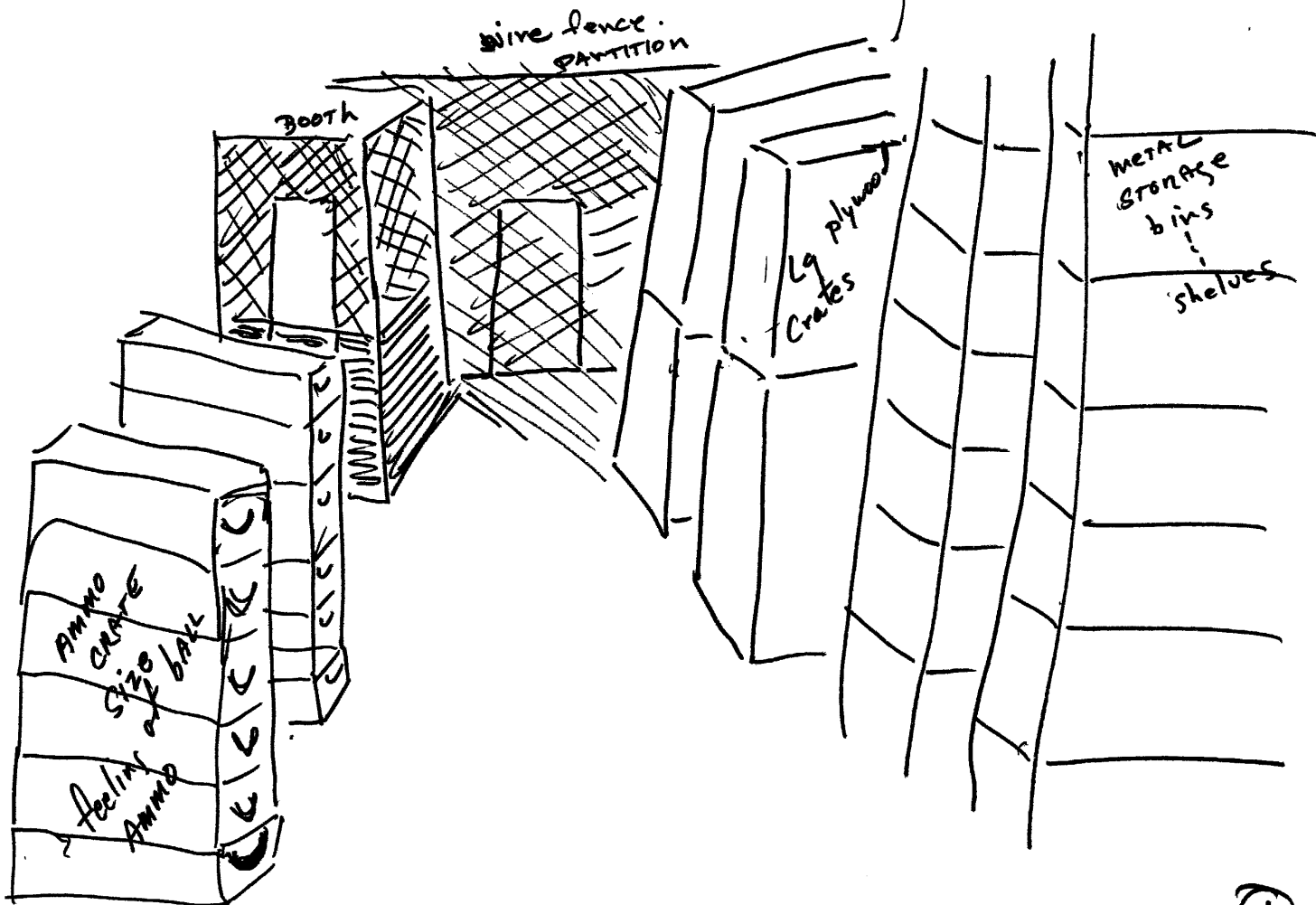
~~SECRET~~

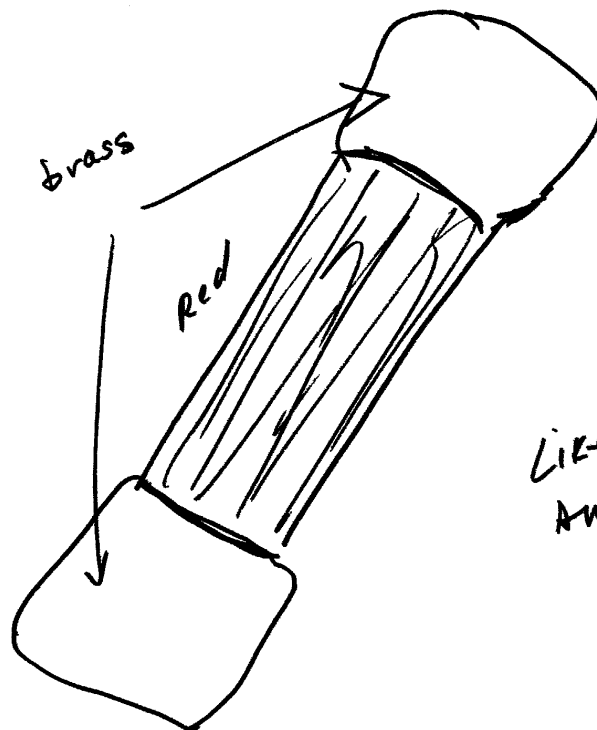
TAB



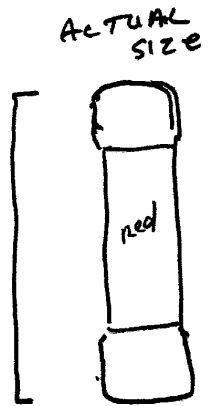


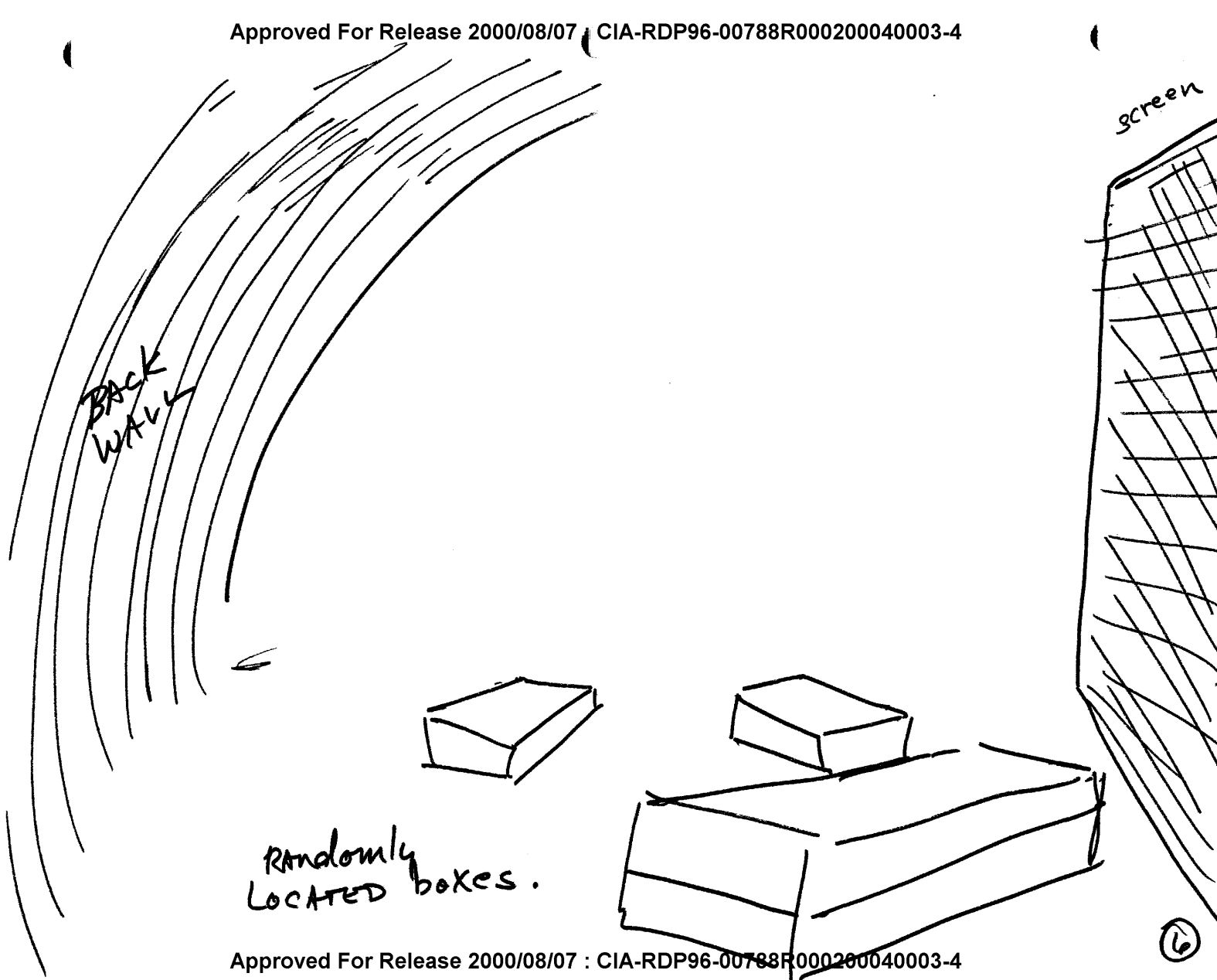


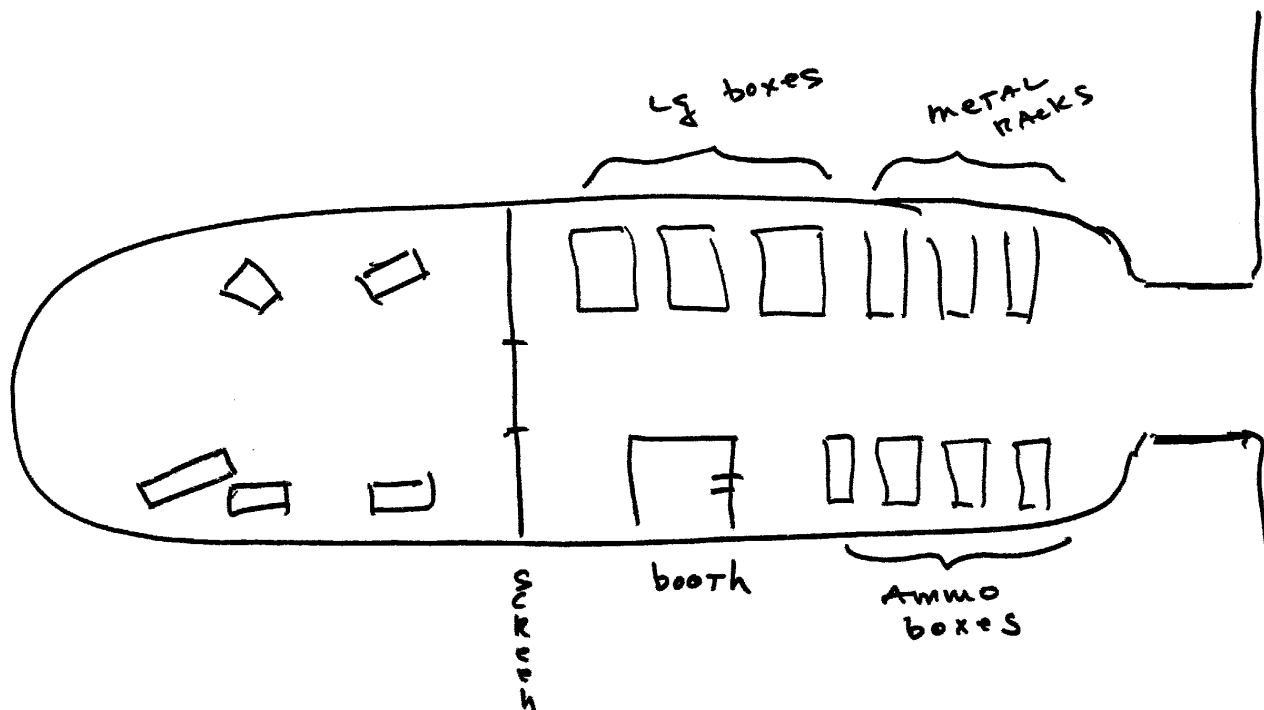




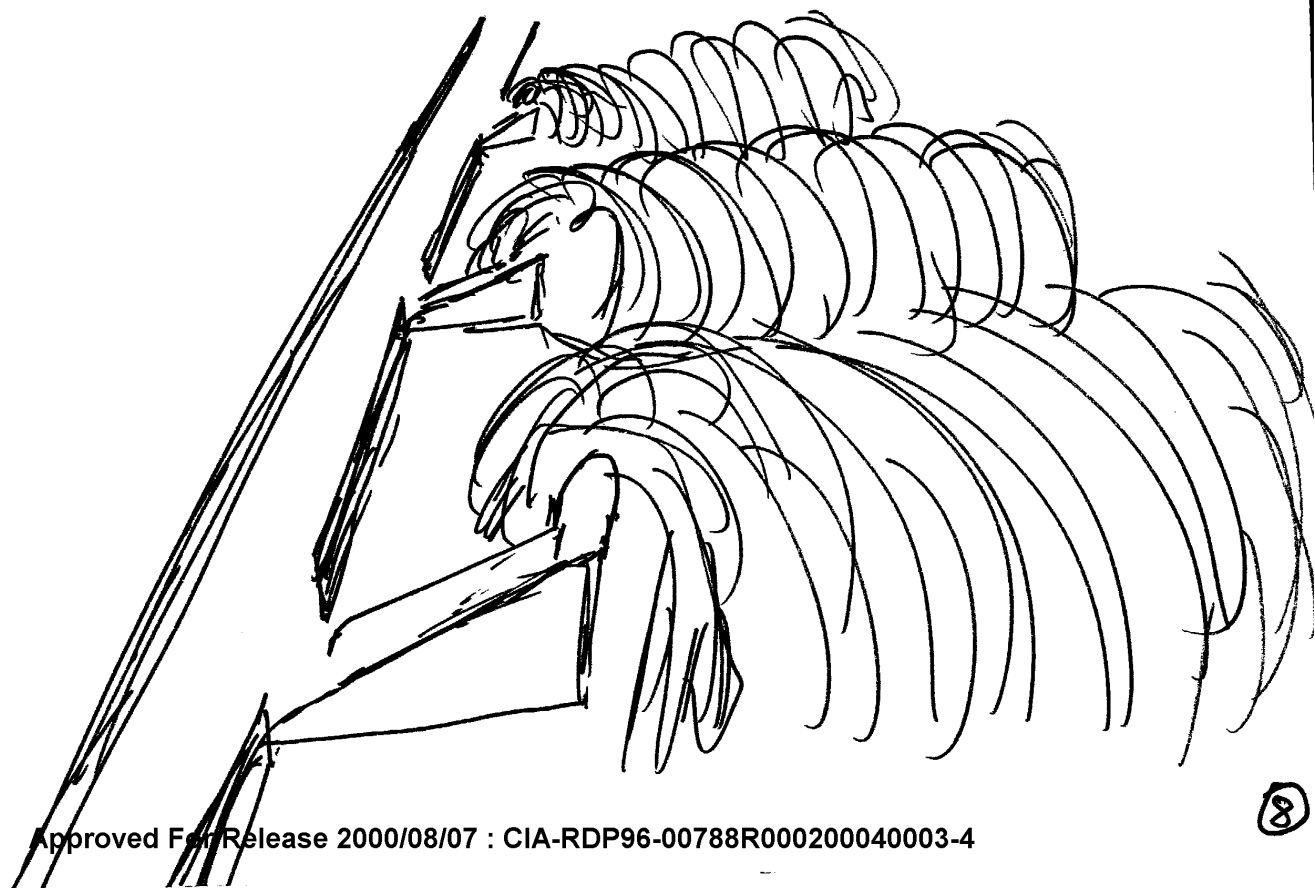
Like a large
Amp fuse







Approved For Release 2000/08/07 : CIA-RDP96-00788R000200040003-4



Approved For Release 2000/08/07 : CIA-RDP96-00788R000200040003-4

