

Page Denied



intelligence

25X1


MASTER FILE COPY
DO NOT GIVE OUT
OR MARK ON

A Global Survey of Communist Presence




25X1

A Reference Aid



25X1



25X1

Secret

G1 89-10012
January 1989

Copy 595

Page Denied



**Directorate of
Intelligence**

Secret

25X1

A Global Survey of Communist Presence

25X1

A Reference Aid

This Reference Aid was prepared by the Communist Penetration Branch, Office of Global Issues. Comments and queries are welcome and may be directed to the Chief, Foreign Subversion and Instability Center, OGI,

25X1
25X1

Reverse Blank

Secret

*GI 89-10012
January 1989*

~~Secret~~
[Redacted]

25X1

A Global Survey of Communist Presence [Redacted]

25X1


Preface

Information available as of 30 November 1988 was used in this report.


This Reference Aid provides basic information on diplomatic relations, official presence, cultural relations, and airline service around the world for 13 Communist countries: the USSR, Bulgaria, Czechoslovakia, East Germany, Hungary, Poland, Romania, Yugoslavia, Albania, China, North Korea, Vietnam, and Cuba. In addition, it provides information on Soviet use of port facilities, on Soviet front organizations, and on Communist parties recognized by the USSR.

25X1



25X1



25X1



Contents

	<i>Page</i>
Preface	iii
Diplomatic Relations	1
Official Presence	13
Friendship Societies and Cultural Centers	35
Cultural and Media Agreements	47
Transportation	57
	
Communist Parties	81

25X1

Secret

25X1

**A Global Survey of
Communist Presence**

25X1

Diplomatic Relations

The USSR has diplomatic relations with 133 countries; more than any other Communist country except China and Yugoslavia, which have ties to 134. The Soviet Union has ambassadors in 121 countries, while China has ambassadors in 126 and Yugoslavia has ambassadors in 88.

25X1

Regional differences exist in Communist diplomatic representation:

- In Latin America and the Caribbean, Yugoslavia has ties to 23 countries, followed by China and Romania with 20 countries.
- In East Asia the USSR has relations with 21 countries, more than any other Communist country.
- The USSR and China both have relations with 16 countries in the Middle East, which is more than the other Communist countries.
- In Sub-Saharan Africa, the USSR and China have ties to the most states with 43 countries each.

25X1

Table 1 shows the status of diplomatic relations of the Communist countries. The data in this table comes primarily from diplomatic lists and from press and Embassy reporting. A caveat is necessary, however, where we show no diplomatic relations: it is possible that relations either were never established, were suspended, or have been inactive (with no ambassadors accredited) for so long that relations do not exist for any practical purposes.

25X1

Table 1
Communist Countries: Diplomatic Relations
Worldwide, November 1988

	Warsaw Pact							Other					
	USSR	Bulgaria	Czechoslovakia	East Germany	Hungary	Poland	Romania	Albania	China	Cuba	North Korea	Vietnam	Yugoslavia
Worldwide Total	133	115	124	127	121	116	124	94	134	114	94	99	134
Caribbean/Latin America													
Total	16	15	19	16	19	17	20	15	20	14	11	11	23
Antigua and Barbuda									✓NR				
Argentina	✓	✓	✓	✓	✓	✓	✓	✓	✓			NR	✓
Bahamas, The										✓NR			
Barbados			✓NR		✓NR			✓NR	✓	✓NR	✓NR		✓NR
Belize									✓NR				
Bolivia	✓	✓NR	✓NR	✓NR	✓NR	✓NR	✓NR	✓NR	✓	✓CH		✓NR	✓CH
Brazil	✓	✓	✓	✓	✓	✓	✓	✓NR	✓	✓			✓
Chile							✓CH		✓				C
Colombia	✓	✓	✓	✓	✓	✓	✓	✓NR	✓		✓NR	✓NR	✓
Costa Rica	✓	✓NR	✓CH	✓NR	✓NR	✓NR	✓CH	✓NR				✓NR	✓NR
Cuba	✓	✓	✓	✓	✓	✓	✓	✓	✓		✓	✓	✓
Dominica													
Dominican Republic					✓NR		✓NR						✓NR
Ecuador	✓	✓	✓	✓		✓	✓	✓	✓	✓		✓NR	✓
El Salvador													
Grenada									✓NR				✓NR
Guatemala													✓NR
Guyana	✓	✓NR	✓NR	✓CH	✓NR	✓NR	✓NR	✓NR	✓	✓	✓	✓NR	✓
Haiti						✓NR							
Honduras			✓NR		✓NR	✓NR	✓NR						✓NR
Jamaica	✓	✓NR	✓NR	✓NR	✓NR	✓NR	✓NR		✓		✓	✓NR	✓NR

Secret

Table 1
Communist Countries: Diplomatic Relations
Worldwide, November 1988 (continued)

	Warsaw Pact											Other	
	USSR	Bulgaria	Czechoslovakia	East Germany	Hungary	Poland	Romania	Albania	China	Cuba	North Korea	Vietnam	Yugoslavia
Caribbean/Latin America (continued)													
Mexico	✓	✓	✓	✓	✓	✓	✓	✓	✓	✓	✓ NR	✓	✓
Nicaragua	✓	✓	✓	✓	✓	✓	✓	✓ NR	✓	✓	✓	✓	✓
Panama		✓ NR	✓ NR	✓ NR	✓ NR	✓ NR	✓ NR	✓ NR	✓	✓		✓ NR	✓
Paraguay													✓ NR
Peru	✓	✓	✓	✓	✓	✓	✓	✓ NR	✓	✓			✓
St. Kitts and Nevis													
St. Lucia										✓ NR	✓ NR		
St. Vincent and the Grenadines													
Suriname	✓		✓ NR	✓ NR			✓ NR		✓		✓ NR		✓ NR
Trinidad and Tobago	✓ NR		✓ NR		✓ NR		✓ NR		✓	✓ NR	✓ NR		✓ NR
Uruguay	✓	✓	✓	✓	✓	✓	✓ CH	✓ NR	✓	✓			✓
Venezuela	✓	✓	✓	✓	✓	✓	✓	✓ NR	✓	... ^a	✓ NR		✓
East Asia/Pacific													
Total	21	14	16	19	15	16	15	13	17	13	10	14	17
Australia	✓	✓ NR	✓ NR	✓	✓	✓	✓ NR	✓ AN	✓	C		✓	✓
Brunei													
Burma	✓	✓ NR	✓	✓ NR	✓ NR	✓ NR	✓ NR	✓ NR	✓	✓ NR		✓	✓
Cambodia	✓	✓	✓	✓	✓	✓	✓	✓ NR	✓ NR	✓	✓ NR	✓	✓
China	✓	✓	✓	✓	✓	✓	✓	✓		✓	✓	✓	✓
Fiji	✓ NR			✓ NR					✓				✓ NR
Indonesia	✓	✓	✓	✓	✓	✓	✓			✓ NR	✓	✓	✓
Japan	✓	✓	✓	✓	✓	✓	✓	✓ NR	✓	✓		✓	✓
Kiribati									✓				

Secret

4

Table 1
Communist Countries: Diplomatic Relations
Worldwide, November 1988 (continued)

	Warsaw Pact							Other					
	USSR	Bulgaria	Czechoslovakia	East Germany	Hungary	Poland	Romania	Albania	China	Cuba	North Korea	Vietnam	Yugoslavia
East Asia/Pacific (continued)													
Laos	✓	✓	✓	✓	✓	✓	✓ NR	✓ NR	✓ CH	✓	✓	✓	✓ NR
Malaysia	✓	✓ NR	✓ NR	✓	✓ NR	✓	✓ NR	✓ NR	✓	✓ NR	✓	✓	✓
Marshall Islands													
Micronesia, Fed. States of													
Mongolia	✓	✓	✓	✓	✓	✓	✓	✓ NR	✓	✓	✓	✓	✓
Nauru	✓ NR			✓ NR									
New Zealand	✓		✓ NR	✓ NR	✓ NR	✓ NR	✓ CH		✓			✓ NR	✓ CH
North Korea	✓	✓	✓	✓	✓	✓	✓	✓	✓	✓		✓	✓
Papua New Guinea	✓ NR		✓ NR	✓ NR		✓ NR			✓		✓ NR		✓ NR
Philippines	✓	✓ NR	✓ NR	✓	✓ NR	✓ NR	✓	✓ NR	✓	✓		✓	✓ CH
Singapore	✓	✓ NR	✓ NR	✓ NR	✓ NR	✓ NR	✓ NR	✓ NR			✓		✓ NR
Solomon Islands													
South Korea													
Taiwan													
Thailand	✓	✓	✓ NR	✓ NR	✓ NR	✓	✓ CH	✓ NR	✓	✓ NR	✓ NR	✓	✓
Tonga	✓ NR												
Tuvalu													
Vanuatu	✓ NR			✓ NR					✓	✓ NR		✓ NR	
Vietnam	✓	✓	✓	✓	✓	✓	✓ NR	✓ NR	✓	✓	✓		✓
Western Samoa	✓ NR								✓				✓ NR
Eastern Europe													
Total	7	7	7	7	7	7	7	7	8	8	8	8	7
Albania		✓	✓ CH	✓	✓ CH	✓ CH	✓		✓	✓	✓	✓	✓

5

Secret

Secret

Secret

Table 1
Communist Countries: Diplomatic Relations
Worldwide, November 1988 (continued)

	Warsaw Pact							Other					
	USSR	Bulgaria	Czechoslovakia	East Germany	Hungary	Poland	Romania	Albania	China	Cuba	North Korea	Vietnam	Yugoslavia
Eastern Europe (continued)													
Bulgaria	✓		✓	✓	✓	✓	✓	✓ CH	✓	✓	✓	✓	✓
Czechoslovakia	✓	✓		✓	✓	✓	✓	✓	✓	✓	✓	✓	CH
East Germany	✓	✓	✓		✓	✓	✓	✓ CH	✓	✓	✓	✓	✓
Hungary	✓	✓	✓	✓		✓	✓	✓ CH	✓	✓	✓	✓	✓
Poland	✓	✓	✓	✓	✓		✓	✓ CH	✓	✓	✓	✓	✓
Romania	✓	✓	✓	✓	✓	✓		✓	✓	✓	✓	✓	✓
Yugoslavia	✓	✓	✓	✓	✓	✓	✓	✓	✓	✓	✓	✓	✓
Middle East/North Africa													
Total	16	13	14	13	13	13	15	12	16	12	10	12	15
Algeria	✓	✓	✓	✓	✓	✓	✓	✓	✓	✓	✓	✓	✓
Bahrain													
Egypt	✓	✓	✓	✓	✓	✓	✓	✓	✓	✓	✓	✓	✓
Iran	✓	✓	✓	✓	✓	✓	✓	✓ NR	✓	✓	✓	✓ NR	✓
Iraq	✓	✓	✓	✓	✓	✓	✓	✓ NR	✓	✓		✓	✓
Israel													
Jordan	✓	✓	✓	✓	✓	✓	✓	✓ NR	✓	✓ NR	✓	✓ NR	✓
Kuwait	✓	✓	✓	✓	✓	✓ NR	✓	✓ NR	✓	✓		✓ NR	✓
Lebanon	✓	✓	✓	✓	✓	✓ CH	✓	✓ NR	✓	✓	✓	✓ NR	✓
Libya	✓	✓	✓	✓	✓	✓	✓	✓ NR	✓	✓	✓	✓	✓
Morocco	✓	✓	✓	✓	✓	✓	✓	✓ NR	✓	✓	✓	✓	✓
North Yemen	✓	✓	✓	✓	✓ NR	✓ NR	✓ NR	✓ NR	✓	✓ NR	✓	✓ NR	✓ NR
Oman	✓						✓ NR		✓				✓ NR
Qatar	✓								✓ NR				

6

Secret

Table 1
Communist Countries: Diplomatic Relations
Worldwide, November 1988 (continued)

	Warsaw Pact							Other						
	USSR	Bulgaria	Czechoslovakia	East Germany	Hungary	Poland	Romania	Albania	China	Cuba	North Korea	Vietnam	Yugoslavia	
Middle East/North Africa (continued)														
Saudi Arabia														
South Yemen	✓	✓	✓	✓	✓ NR	✓ NR	✓		✓	✓	✓	✓	✓ NR	
Syria	✓	✓	✓	✓	✓	✓	✓	✓ NR	✓	✓	✓	✓	✓	
Tunisia	✓	✓	✓	✓	✓	✓	✓	✓ NR	✓	✓	✓	✓ NR	✓	
United Arab Emirates	✓		✓ AN						✓				✓ NR	
South Asia														
Total	7	7	7	7	7	7	7	4	7	7	7	7	7	
Afghanistan	✓	✓	✓	✓	✓	✓	✓ NR		✓	✓	✓	✓	✓ CH	
Bangladesh	✓	✓	✓	✓	✓ NR	✓	✓	✓ NR	✓	✓ NR	✓	✓	✓	
Bhutan														
India	✓	✓	✓	✓	✓	✓	✓		✓	✓	✓	✓	✓	
Maldives	✓ NR	✓ NR	✓ NR	✓ NR	✓ NR	✓ NR	✓ NR		✓ NR	✓ NR	✓ NR	✓ NR	✓ NR	
Nepal	✓	✓ NR	✓ NR	✓ NR	✓ NR	✓ NR	✓ NR	✓ NR	✓	✓ NR	✓	✓ NR	✓ NR	
Pakistan	✓	✓	✓	✓	✓	✓	✓	✓ NR	✓	✓ NR	✓	✓	✓	
Sri Lanka	✓	✓ NR	✓	✓	✓ NR	✓ NR	✓ NR	✓ NR	✓	✓	✓ NR	✓ NR	✓	
Sub-Saharan Africa														
Total	43	37	38	41	37	33	38	24	43	38	39	26	42	
Angola	✓	✓	✓	✓	✓	✓	✓		✓	✓	✓	✓	✓	
Benin	✓	✓ NR	✓ NR	✓ NR	✓ NR	✓ NR	✓ NR	✓ NR	✓	✓	✓	✓ NR	✓ NR	
Botswana	✓ NR	✓	✓ NR	✓ NR	✓ NR	✓ NR	✓ NR	✓ NR	✓	✓ NR	✓ NR		✓ NR	
Burkina	✓	✓ NR	✓ NR	✓ NR	✓ NR	✓ NR	✓ NR	✓ NR	✓	✓	✓	✓ NR	✓ NR	
Burundi	✓	✓ NR	✓ NR	✓ NR	✓ NR	✓ NR	✓	✓ NR	✓	✓	✓	✓ NR	✓ NR	
Cameroon	✓			✓	✓	✓ NR	✓ NR	✓ NR	✓	✓ NR	✓	✓ NR	✓ NR	

Secret

Table 1
Communist Countries: Diplomatic Relations
Worldwide, November 1988 (continued)

	Warsaw Pact							Other					
	USSR	Bulgaria	Czechoslovakia	East Germany	Hungary	Poland	Romania	Albania	China	Cuba	North Korea	Vietnam	Yugoslavia
Sub-Saharan Africa (continued)													
Cape Verde	✓	✓NR	✓NR	✓NR	✓NR	✓NR	✓NR	✓NR	✓	✓	✓NR	✓NR	✓NR
Central African Republic	✓		✓NR				✓CH		✓		✓		✓
Chad	✓NR			✓NR	✓NR	✓NR	✓NR		✓	✓NR	✓NR	✓NR	✓NR
Comoros	✓NR	✓NR		✓NR					✓NR	✓NR			✓NR
Congo	✓	✓	✓	✓	✓NR		✓CH	✓NR	✓	✓	✓	✓	✓CH
Djibouti	✓								✓				✓NR
Equatorial Guinea	✓	✓NR	✓NR	✓NR	✓NR				✓	✓	✓	✓NR	✓NR
Ethiopia	✓	✓	✓	✓	✓	✓	✓	✓NR	✓	✓	✓	✓	✓
Gabon	✓	✓NR	✓NR	✓NR	✓NR		✓CH		✓		✓		✓
Gambia, The	✓NR	✓NR	✓NR	✓NR	✓NR	✓NR	✓NR		✓	✓NR	✓NR	✓	✓NR
Ghana	✓	✓	✓	✓	✓NR	✓CH	✓CH		✓	✓	✓	✓NR	✓
Guinea	✓	✓	✓	✓	✓	✓NR	✓	✓NR	✓	✓	✓	✓	✓
Guinea-Bissau	✓	✓NR	✓NR	✓	✓NR	✓NR	✓NR		✓	✓	✓	✓NR	✓NR
Ivory Coast	✓	✓NR	✓NR	✓NR	✓NR	✓CH		✓AN	✓	✓NR	✓		✓AN
Kenya	✓	✓	✓	✓NR	✓NR	✓	✓		✓				✓
Lesotho	✓	✓NR	✓NR	✓NR	✓NR	✓NR	✓NR		✓	✓NR			✓NR
Liberia	✓	✓	✓NR	✓NR	✓NR	✓CH	✓CH		✓	✓NR			✓NR
Madagascar	✓	✓NR	✓NR	✓	✓NR	✓NR	✓NR	✓NR	✓	✓	✓	✓	✓CH
Malawi							✓NR	✓NR			✓NR		
Mali	✓	✓NR	✓NR	✓	✓NR	✓NR	✓NR	✓NR	✓	✓	✓	✓NR	✓
Mauritania	✓			✓NR			✓		✓	✓NR	✓NR		
Mauritius	✓		✓NR	✓NR					✓	✓NR	✓NR		✓NR
Mozambique	✓	✓	✓	✓	✓	✓NR	✓	✓NR	✓	✓	✓	✓	✓

8

Secret

Table 1
Communist Countries: Diplomatic Relations
Worldwide, November 1988 (continued)

	Warsaw Pact							Other					
	USSR	Bulgaria	Czechoslovakia	East Germany	Hungary	Poland	Romania	Albania	China	Cuba	North Korea	Vietnam	Yugoslavia
Sub-Saharan Africa (continued)													
Niger	✓	✓NR	✓NR	✓NR	✓NR	✓NR	✓NR	✓NR	✓	✓NR	✓		✓NR
Nigeria	✓	✓	✓	✓	✓	✓NR	✓	✓NR	✓	✓	✓	✓NR	✓
Rwanda	✓	✓NR	✓NR	✓NR	✓NR	✓NR	✓NR	✓NR	✓	✓NR	✓	✓NR	✓NR
Sao Tome and Principe	✓	✓NR	✓NR	✓NR	✓NR	✓NR	✓NR	✓NR	✓	✓	✓NR		✓NR
Senegal	✓	✓NR	✓	✓NR	✓NR	✓	✓NR	✓NR	✓	✓NR	✓	✓NR	✓NR
Seychelles	✓	✓NR	✓NR	✓NR	✓NR		✓NR	✓NR	✓	✓	✓NR	✓NR	✓NR
Sierra Leone	✓	✓NR	✓NR	✓NR	✓NR	✓NR	✓NR	✓NR	✓	✓	✓		✓NR
Somalia	✓	✓	✓CH	✓	✓NR	✓NR	✓	✓NR	✓	✓	✓		✓
South Africa													
Sudan	✓	✓	✓	✓	✓NR	✓NR	✓		✓	✓NR	✓	✓NR	✓
Swaziland													
Tanzania	✓	✓	✓	✓	✓	✓	✓CH	✓	✓	✓	✓	✓	✓
Togo	✓	✓NR	✓NR	✓NR	✓NR	✓NR	✓NR		✓	✓NR	✓	✓	✓NR
Uganda	✓	✓NR	✓NR	✓	✓NR	✓NR			✓	✓	✓		✓
Zaire	✓	✓CH	✓CH	✓	✓NR	✓	✓		✓	✓	✓		✓
Zambia	✓	✓	✓	✓	✓NR	✓NR	✓	✓NR	✓	✓	✓	✓NR	✓
Zimbabwe	✓	✓	✓	✓	✓	✓	✓	✓NR	✓	✓	✓	✓	✓
Western Europe/North America													
Total	23	22	23	24	23	23	22	19	23	22	9	21	23
Andorra													
Austria	✓	✓	✓	✓	✓	✓	✓	✓	✓	✓	✓	✓NR	✓
Belgium	✓	✓NR	✓	✓	✓	✓	✓	✓NR	✓	✓		✓NR	✓
Canada	✓	✓	✓	✓	✓	✓	✓	✓NR	✓	✓		✓NR	✓

Secret

Table 1
Communist Countries: Diplomatic Relations
Worldwide, November 1988 (continued)

	Warsaw Pact							Other					
	USSR	Bulgaria	Czechoslovakia	East Germany	Hungary	Poland	Romania	Albania	China	Cuba	North Korea	Vietnam	Yugoslavia
Western Europe/North America (continued)													
Cyprus	✓	✓	✓	✓	✓ NR	✓ NR	✓ CH		✓	✓		✓ NR	✓
Denmark	✓	✓	✓	✓	✓	✓	✓	✓ NR	✓	✓	✓	✓ NR	✓
Finland	✓	✓	✓	✓	✓	✓	✓	✓ NR	✓	✓	✓	✓ NR	✓
France	✓	✓	✓	✓	✓	✓	✓	✓	✓	✓		✓ NR	✓
Greece	✓	✓	✓	✓	✓	✓	✓	✓	✓	✓		✓ NR	✓
Iceland	✓	✓ NR	✓ NR	✓ NR	✓ NR	✓ NR	✓ NR	✓ NR	✓ NR	✓ NR	✓ NR	✓ NR	✓ NR
Ireland	✓		✓ NR	✓ NR	✓ NR	✓ NR			✓			✓ NR	✓ NR
Italy	✓	✓	✓	✓	✓	✓	✓	✓	✓	✓		✓	✓
Liechtenstein				✓ NR						C			
Luxembourg	✓	✓	✓ NR	✓ NR	✓ NR	✓ NR	✓ NR	✓ NR	✓	✓ NR		✓ NR	✓ NR
Malta	✓ NR	✓ NR	✓ NR	✓ NR	✓ NR	✓ NR	✓ NR	✓ NR	✓	✓ NR	✓	✓ NR	✓ NR
Monaco													
Netherlands	✓	✓	✓	✓	✓	✓	✓	✓ NR	✓	✓		✓ NR	✓
Norway	✓	✓	✓	✓	✓	✓	✓ NR	✓ NR	✓	✓	✓	✓ NR	✓
Portugal	✓	✓	✓	✓	✓	✓	✓	✓ NR	✓	✓	✓	✓ NR	✓
San Marino			C	C			C	✓ NR	C	C			C
Spain	✓	✓	✓	✓	✓	✓	✓	✓	✓	✓		✓ NR	✓
Sweden	✓	✓	✓	✓	✓	✓	✓	✓	✓	✓	✓	✓	✓
Switzerland	✓	✓	✓	✓	✓	✓	✓	✓ NR	✓	✓	✓	✓ NR	✓
Turkey	✓	✓	✓	✓	✓	✓	✓	✓	✓	✓		✓ NR	✓

Secret

Reverse Blank

Table 1
Communist Countries: Diplomatic Relations
Worldwide, November 1988 (continued)

	Warsaw Pact						Other						
	USSR	Bulgaria	Czechoslovakia	East Germany	Hungary	Poland	Romania	Albania	China	Cuba	North Korea	Vietnam	Yugoslavia
Western Europe/North America (continued)													
United Kingdom	✓	✓	✓	✓	✓	✓	✓		✓	✓		✓	✓
United States	✓	✓	✓	✓	✓	✓	✓		✓				✓
Vatican City										✓ NR			✓
West Germany	✓	✓	✓	✓	✓	✓	✓	✓ NR	✓	✓		✓	✓

11

✓—Full diplomatic relations exist, with ambassador resident in country.
 ✓NR—Full diplomatic relations exist, ambassador resides out of country.
 ✓CH—Diplomatic relations exist at the charge level.
 ✓AN—Ambassador not accredited.
 C—Only consular relations exist.
 Blank indicates no diplomatic relations.

^a Cuban diplomats withdraw from Caracas in 1980; however, Venezuela maintains diplomatic mission in Havana.



25X1

Secret

Secret

Official Presence

The number of Communist officials permanently assigned to a country is one measure of that country's importance to the Communist Bloc. The number of officials permitted to reside in a host country is often limited by a formal agreement. The number of Communist country representatives actually present in a country at any given time, however, is often higher than what is listed in table 2 because temporary assignees, trade delegations, and cultural exchange groups make frequent visits to promote their country's programs and influence. These representatives can function even when countries do not have diplomatic relations. For example, a consular delegation from the USSR has made extended visits to Israel this year, and Cuba has active cultural, sports, and commercial relations with Colombia, with which it does not have diplomatic relations.

25X1

Table 2 provides estimates of the number of diplomats accredited to each country and the total official presence excluding economic and military technicians and advisers. Accredited diplomats include ambassadors, ministers, counselors, first through third secretaries, attaches, consular officers, and trade and deputy trade representatives. The total presence includes accredited diplomats, staffs of embassies, cultural centers, friendship societies, trade missions, trading companies, commercial companies, airlines, media, and representatives to international organizations. Diplomats accredited to the United Nations are counted in the total, but not in the accredited diplomats. Table 3 provides a more detailed breakout of the worldwide Soviet presence. Dependents or students are not included in either table.

25X1

Table 4 provides the minimum number of economic and military technicians and advisers present in a country for at least one month. Because fewer countries host these personnel, we have listed only those countries with some presence. The Communist countries listed are those for which we have information; an individual breakout for the East European Communist countries is not available.

25X1

Table 2
Total Official Communist Presence
and Accredited Diplomats, Yearend 1987^a

	Warsaw Pact (Diplomatic/Total)							Other (Diplomatic/Total)					
	USSR	Bulgaria	Czechoslovakia	East Germany	Hungary	Poland	Romania	Albania	China	Cuba	North Korea	Vietnam	Yugoslavia
Caribbean/Latin America													
Total	325/1,262	37/84	45/169	54/219	29/84	41/125	20/79	15/21	130/437	77/328	13/42	18/18	18/69
Antigua and Barbuda	0/0	NA/NA	0/0	0/0	0/0	0/0	0/0	0/0	NA/NA	NA/NA	NA/NA	NA/NA	0/0
Argentina	20/115	6/6 ^b	6/6 ^b	10/10 ^b	4/5	7/7 ^b	5/5 ^b	4/4 ^b	10/60	20/60	0/0 ^b	0/0 ^b	4/4 ^b
Bahamas, The	0/0	0/0	0/0	0/0	0/0	0/0	0/0	0/0	0/0	0/0	0/0	0/0	0/0
Barbados	0/0	0/0	0/0	0/0	0/0	0/0	0/0	0/0	10/25	NA/NA	NA/NA	NA/NA	0/0
Belize	0/0	0/0	0/0	0/0	0/0	0/0	0/0	0/0	NA/NA	NA/NA	NA/NA	NA/NA	0/0
Bolivia	15/45	0/0	NA/5	NA/1	NA/1	0/0	1/1	0/0	NA/15	NA/20	0/0	0/0	NA/2
Brazil	20/100	NA/10	NA/35	NA/70	NA/25	NA/40	NA/25	0/0	NA/NA	NA/NA	NA/NA	NA/NA	NA/20
Chile	0/2	NA/NA	NA/1	NA/4	NA/NA	NA/1	2/2	NA/NA	15/45	NA/1	NA/NA	NA/NA	1/1
Colombia	20/65	NA/5	NA/25	NA/25	NA/6	NA/10	NA/15	0/0	NA/NA	NA/1	NA/NA	NA/NA	NA/7
Costa Rica	7/25	0/0	NA/6	0/0	0/0	0/0	NA/5	0/0	NA/2	0/0	0/0	0/0	0/0
Cuba	50/315	15/15 ^b	15/15 ^b	20/20 ^b	10/10 ^b	10/10 ^b	2/2 ^b	3/3 ^b	15/15 ^b	NA/NA	10/10 ^b	15/15 ^b	4/4 ^b
Dominica	0/0	0/0	0/0	0/0	0/0	0/0	0/0	0/0	0/0	0/0	0/0	0/0	0/0
Dominican Republic	0/0	0/0	0/0	0/0	0/0	0/0	0/0	0/0	0/0	0/0	0/0	0/0	0/0
Ecuador	15/20	1/1 ^b	3/3 ^b	3/3 ^b	3/3 ^b	6/6 ^b	1/1	4/4 ^b	10/10 ^b	7/7 ^b	NA/NA	NA/NA	2/2 ^b
El Salvador	0/0	0/0	0/0	0/0	0/0	0/0	0/0	0/0	0/0	0/0	0/0	0/0	0/0
Grenada	0/0	0/0	0/0	0/0	0/0	0/0	0/0	0/0	0/0	0/0	0/0	0/0	0/0
Guatemala	0/0	0/0	0/0	0/0	0/0	0/0	0/0	0/0	0/0	0/0	0/0	0/0	0/0
Guyana	15/25	4/4 ^b	4/4 ^b	NA/3	NA/NA	1/1 ^b	1/1 ^b	NA/NA	NA/30	NA/30	NA/20	NA/NA	NA/4
Haiti	0/0	NA/NA	NA/NA	NA/NA	NA/NA	NA/NA	NA/NA	NA/NA	NA/NA	NA/NA	NA/NA	NA/NA	NA/NA
Honduras	0/0	NA/NA	NA/NA	NA/NA	NA/NA	NA/NA	NA/NA	NA/NA	NA/NA	NA/NA	NA/NA	NA/NA	NA/NA
Jamaica	8/30	NA/NA	NA/NA	NA/NA	NA/2	NA/NA	NA/NA	NA/NA	NA/NA	NA/NA	3/4	NA/NA	NA/NA
Mexico	50/160	7/20	7/25	10/40	5/15	8/25	4/10	4/10	25/115	20/110	NA/NA	3/3 ^b	3/10
Nicaragua	15/45	NA/15	NA/15	NA/8	NA/5	NA/7	NA/NA	0/0	NA/NA	NA/10	NA/NA	NA/NA	NA/3

Footnotes appear at end of table.

Secret

Secret

Table 2
Total Official Communist Presence
and Accredited Diplomats, Yearend 1987^a (continued)

	Warsaw Pact (Diplomatic/Total)							Other (Diplomatic/Total)					
	USSR	Bulgaria	Czechoslovakia	East Germany	Hungary	Poland	Romania	Albania	China	Cuba	North Korea	Vietnam	Yugoslavia
East Asia/Pacific (continued)													
Laos	45/105	5/5 ^b	4/4 ^b	5/5 ^b	4/4 ^b	2/2 ^b	0/0 ^b	0/0 ^b	3/3 ^b	1/1 ^b	3/3 ^b	25/25 ^b	0/0 ^b
Malaysia	15/45	0/0 ^b	1/1 ^b	4/4 ^b	NA/NA	6/6 ^b	1/1 ^b	NA/NA	15/15 ^b	0/0 ^b	6/6 ^b	4/4 ^b	2/2 ^b
Marshall Islands	0/0	0/0	0/0	0/0	0/0	0/0	0/0	0/0	0/0	0/0	0/0	0/0	0/0
Micronesia, Fed. States of	0/0	0/0	0/0	0/0	0/0	0/0	0/0	0/0	0/0	0/0	0/0	0/0	0/0
Mongolia	15/50	NA/NA	NA/NA	NA/NA	NA/NA	NA/NA	NA/NA	NA/NA	NA/NA	NA/NA	NA/NA	NA/NA	NA/NA
Nauru	0/0	NA/NA	NA/NA	NA/NA	NA/NA	NA/NA	NA/NA	NA/NA	NA/NA	NA/NA	NA/NA	NA/NA	NA/NA
New Zealand	10/35	0/0 ^b	2/2 ^b	0/0 ^b	NA/NA	NA/NA	1/1 ^b	0/0 ^b	15/15 ^b	0/0 ^b	0/0 ^b	0/0 ^b	1/1 ^b
North Korea	30/35	NA/NA	NA/NA	NA/NA	NA/NA	NA/NA	NA/NA	NA/NA	NA/NA	NA/NA	NA/NA	NA/NA	NA/NA
Papua New Guinea	0/0	NA/NA	NA/NA	NA/NA	NA/NA	NA/NA	NA/NA	NA/NA	NA/NA	NA/NA	NA/NA	NA/NA	NA/NA
Philippines	15/50	1/1	1/2	2/3	0/0 ^b	0/0	1/2	NA/NA	20/65	4/6	NA/NA	5/10	1/2
Singapore	10/45	1/1 ^b	1/1 ^b	2/2 ^b	NA/NA	2/2 ^b	1/1 ^b	0/0 ^b	NA/NA	NA/NA	5/5 ^b	NA/NA	NA/NA
Solomon Islands	0/0	0/0	0/0	0/0	0/0	0/0	0/0	0/0	0/0	0/0	0/0	0/0	0/0
South Korea	0/0	0/0	0/0	0/0	0/0	0/0	0/0	0/0	0/0	0/0	0/0	0/0	0/0
Taiwan	0/0	0/0	0/0	0/0	0/0	0/0	0/0	0/0	0/0	0/0	0/0	0/0	NA/NA
Thailand	30/85	NA/5	NA/5	NA/NA	NA/6	NA/15	NA/6	0/0	NA/65	0/0	0/6	NA/25	NA/NA
Tonga	0/0	0/0	0/0	0/0	0/0	0/0	0/0	0/0	0/0	0/0	0/0	0/0	0/0
Tuvalu	0/0	0/0	0/0	0/0	0/0	0/0	0/0	0/0	0/0	0/0	0/0	0/0	0/0
Vanuatu	0/0	NA/NA	NA/NA	NA/NA	NA/NA	NA/NA	NA/NA	NA/NA	NA/NA	NA/NA	NA/NA	NA/NA	NA/NA
Vietnam	15/80	NA/NA	NA/NA	NA/NA	NA/NA	NA/NA	NA/NA	NA/NA	NA/NA	NA/NA	NA/NA	NA/NA	NA/NA
Western Samoa	0/0	NA/NA	NA/NA	NA/NA	NA/NA	NA/NA	NA/NA	NA/NA	NA/NA	NA/NA	NA/NA	NA/NA	NA/NA

16

Table 2
Total Official Communist Presence
and Accredited Diplomats, Yearend 1987^a (continued)

	Warsaw Pact (Diplomatic/Total)							Other (Diplomatic/Total)						
	USSR	Bulgaria	Czechoslovakia	East Germany	Hungary	Poland	Romania	Albania	China	Cuba	North Korea	Vietnam	Yugoslavia	
Caribbean/Latin America (continued)														
Panama	0/25	NA/NA	NA/NA	NA/NA	NA/NA	2/2 ^b	NA/NA	NA/NA	NA/NA	15/45	NA/NA	NA/NA	2/2 ^b	
Paraguay	0/0	0/0	0/0	0/0	0/0	0/0	0/0	0/0	0/0	0/0	0/0	0/0	0/0	
Peru	45/180	3/5	6/15	6/15	3/7	5/10	NA/6	0/0	20/40	10/35	NA/8	0/0	NA/5	
St. Kitts and Nevis	0/0	0/0	0/0	0/0	0/0	0/0	0/0	0/0	0/0	0/0	0/0	0/0	0/0	
St. Lucia	0/0	0/0	0/0	0/0	0/0	0/0	0/0	0/0	0/0	0/0	0/0	0/0	0/0	
St. Vincent and The Grenadines	0/0	0/0	0/0	0/0	0/0	0/0	0/0	0/0	0/0	0/0	0/0	0/0	0/0	
Suriname	5/10	NA/NA	NA/NA	NA/NA	NA/NA	NA/NA	NA/NA	NA/NA	NA/10	NA/NA	NA/NA	NA/NA	NA/1	
Trinidad and Tobago	10/15	0/0	0/0	0/0	0/0	0/0	0/0	0/0	10/30	NA/NA	NA/NA	0/0	0/0	
Uruguay	15/40	1/1 ^b	4/4 ^b	5/5 ^b	4/4 ^b	2/2 ^b	4/4 ^b	NA/NA	NA/NA	5/5 ^b	NA/NA	NA/NA	2/2 ^b	
Venezuela	15/45	NA/2	NA/10	NA/15	NA/1	NA/4	NA/2	0/0	15/40	NA/4	0/0	0/0	NA/2	
East Asia/Pacific														
Total	425/1,285	51/75	60/98	59/105	33/68	62/115	30/49	9/9	258/583	24/41	54/60	76/125	36/72	
Australia	20/90	5/8	6/15	5/10	4/8	10/35	3/7	NA/NA	65/100	2/2	NA/NA	8/20	10/30	
Brunei	0/0	0/0	0/0	0/0	0/0	0/0	0/0	0/0	0/0	0/0	0/0	0/0	0/0	
Burma	30/85	0/0	8/8 ^b	1/1 ^b	0/0 ^b	0/0 ^b	1/1 ^b	0/0 ^b	30/30 ^b	NA/NA	NA/NA	3/3 ^b	2/2 ^b	
Cambodia	NA/NA	NA/NA	NA/NA	NA/NA	NA/NA	NA/NA	NA/NA	NA/NA	NA/NA	NA/NA	NA/NA	NA/NA	NA/NA	
China	80/140	15/15 ^b	20/20 ^b	20/20 ^b	10/10 ^b	25/25 ^b	10/10 ^b	5/5 ^b	NA/NA	7/7 ^b	30/30 ^b	15/15 ^b	10/10 ^b	
Fiji	0/0	0/0	0/0	0/0	0/0	0/0	0/0	0/0	NA/30	0/0	0/0	0/0	0/0	
Indonesia	45/150	4/5	7/15	10/25	5/15	7/10	5/10	NA/NA	NA/NA	NA/NA	10/10	8/15	5/10	
Japan	65/290	20/35	10/25	10/35	10/25	10/20	7/10	4/4	110/260	10/25	0/0	8/8	5/15	
Kiribati	0/0	0/0	0/0	0/0	0/0	0/0	0/0	0/0	NA/NA	0/0	0/0	0/0	0/0	

Secret

Secret

Table 2
Total Official Communist Presence
and Accredited Diplomats, Yearend 1987^a (continued)

	Warsaw Pact (Diplomatic/Total)							Other (Diplomatic/Total)						
	USSR	Bulgaria	Czechoslovakia	East Germany	Hungary	Poland	Romania	Albania	China	Cuba	North Korea	Vietnam	Yugoslavia	
Eastern Europe														
Total	415/2,090	105/105	135/135	150/150	95/95	175/175	43/43	48/48	165/165	133/133	108/108	83/83	47/47	
Albania	0/0	NA/NA	NA/NA	NA/NA	NA/NA	NA/NA	NA/NA	NA/NA	NA/NA	NA/NA	NA/NA	NA/NA	NA/NA	
Bulgaria	45/250	NA/NA	20/20 ^b	25/25 ^b	10/10 ^b	25/25 ^b	6/6 ^b	8/8 ^b	15/15 ^b	15/15 ^b	20/20 ^b	10/10 ^b	7/7 ^b	
Czechoslovakia	65/225	20/20 ^b	NA/NA	25/25 ^b	15/15 ^b	40/40 ^b	6/6 ^b	7/7 ^b	30/30 ^b	30/30 ^b	15/15 ^b	20/20 ^b	8/8 ^b	
East Germany	75/680	25/25 ^b	25/25 ^b	NA/NA	25/25 ^b	40/40 ^b	8/8 ^b	4/4 ^b	25/25 ^b	35/35 ^b	20/20 ^b	20/20 ^b	7/7 ^b	
Hungary	40/145	10/10 ^b	20/20 ^b	20/20 ^b	NA/NA	30/30 ^b	10/10 ^b	8/8 ^b	20/20 ^b	20/20 ^b	20/20 ^b	8/8 ^b	7/7 ^b	
Poland	95/310	15/15 ^b	35/35 ^b	40/40 ^b	15/15 ^b	NA/NA	5/5 ^b	5/5 ^b	35/35 ^b	15/15 ^b	10/10 ^b	15/15 ^b	8/8 ^b	
Romania	45/255	15/15 ^b	20/20 ^b	20/20 ^b	15/15 ^b	20/20 ^b	NA/NA	6/6 ^b	NA/NA	8/8 ^b	8/8 ^b	7/7 ^b	10/10 ^b	
Yugoslavia	50/225	20/20 ^b	15/15 ^b	20/20 ^b	15/15 ^b	20/20 ^b	8/8 ^b	10/10 ^b	40/40 ^b	10/10 ^b	15/15 ^b	3/3 ^b	NA/NA	
Middle East/North Africa														
Total	411/1,635	102/129	76/239	117/357	53/145	73/208	60/97	11/15	222/650	47/130	68/93	25/61	55/108	
Algeria	50/165	10/10 ^b	10/10 ^b	20/20 ^b	7/7 ^b	15/15 ^b	6/6 ^b	5/5 ^b	35/35 ^b	10/10 ^b	15/15 ^b	8/8 ^b	6/6 ^b	
Bahrain	0/0	0/0	0/0	0/0	0/0	0/0	0/0	0/0	NA/NA	0/0	0/0	0/0	0/0	
Egypt	35/200	15/15	15/20	25/35	10/35	10/25	10/15	5/5	40/190	7/10	20/20 ^b	3/3 ^b	10/20	
Iran	35/230	NA/NA	NA/NA	2/2 ^b	NA/NA	NA/2	1/1 ^b	NA/NA	NA/NA	NA/NA	NA/NA	NA/NA	4/4 ^b	
Iraq	45/125	15/15 ^b	10/10 ^b	15/15 ^b	10/10 ^b	15/15 ^b	6/6 ^b	0/0 ^b	35/35 ^b	10/10 ^b	NA/NA	10/10 ^b	15/15 ^b	
Israel	0/0	NA/NA	NA/NA	NA/NA	NA/NA	NA/7	NA/6	NA/NA	NA/NA	NA/NA	NA/NA	NA/NA	NA/NA	
Jordan	25/55	NA/8	NA/10	NA/6	NA/2	NA/6	NA/15	0/0	NA/45	0/0	NA/6	0/0	NA/4	
Kuwait	20/65	5/5 ^b	3/3 ^b	6/6 ^b	8/8 ^b	3/3 ^b	4/4 ^b	0/0 ^b	25/25 ^b	3/3 ^b	8/8 ^b	0/0 ^b	3/3 ^b	
Lebanon	30/45	15/15 ^b	6/6 ^b	10/10 ^b	5/5 ^b	4/4 ^b	5/5 ^b	NA/NA	15/15 ^b	4/4 ^b	2/2 ^b	NA/NA	7/7 ^b	
Libya	8/75	NA/NA	NA/NA	NA/NA	NA/NA	NA/NA	NA/NA	NA/NA	NA/NA	NA/NA	NA/NA	NA/NA	NA/NA	
Morocco	35/150	8/25	7/20	4/10	2/3	10/15	4/10	0/0	20/35	0/0	0/0	0/0	2/5	
North Yemen	30/45	2/2 ^b	4/4 ^b	5/5 ^b	NA/1	NA/NA	1/1 ^b	NA/NA	20/20 ^b	NA/NA	10/10 ^b	NA/NA	NA/NA	

18

Table 2
Total Official Communist Presence
and Accredited Diplomats, Yearend 1987^a (continued)

	Warsaw Pact (Diplomatic/Total)							Other (Diplomatic/Total)					
	USSR	Bulgaria	Czechoslovakia	East Germany	Hungary	Poland	Romania	Albania	China	Cuba	North Korea	Vietnam	Yugoslavia
Middle East/North Africa (continued)													
Oman	5/5	NA/NA	NA/NA	NA/NA	NA/NA	NA/NA	NA/NA	NA/NA	7/20	NA/NA	NA/NA	NA/NA	NA/NA
Qatar	0/0	NA/NA	NA/NA	NA/NA	NA/NA	NA/NA	NA/NA	NA/NA	NA/NA	NA/NA	NA/NA	NA/NA	NA/NA
Saudi Arabia	0/0	0/0	0/0	0/0	0/0	0/0	0/0	0/0	0/0	0/0	0/0	0/0	0/0
South Yemen	7/40	NA/NA	NA/NA	NA/NA	NA/NA	NA/NA	NA/NA	NA/NA	NA/NA	NA/NA	NA/NA	NA/NA	NA/NA
Syria	55/220	25/25	15/150	25/240	7/70	10/110	20/25	1/5	NA/190	10/90	10/25	4/40	4/40
Tunisia	25/120	7/7 ^b	6/6 ^b	5/5 ^b	4/4 ^b	6/6 ^b	3/3 ^b	0/0 ^b	15/15 ^b	3/3 ^b	3/3 ^b	0/0 ^b	4/4 ^b
United Arab Emirates	6/45	NA/2	NA/NA	NA/3	NA/NA	NA/NA	NA/NA	NA/NA	10/25	NA/NA	NA/4	NA/NA	NA/NA
South Asia													
Total	385/1,516	48/48	76/77	102/102	65/65	68/68	24/24	0/0	195/195	25/25	55/69	38/38	35/36
Afghanistan	75/265	6/6 ^b	10/10 ^b	7/7 ^b	3/3 ^b	6/6 ^b	NA/NA	NA/NA	10/10 ^b	4/4 ^b	3/3 ^b	3/3 ^b	1/1 ^b
Bangladesh	30/135	2/2 ^b	4/4 ^b	4/4 ^b	2/2 ^b	6/6 ^b	4/4 ^b	0/0	20/20 ^b	0/0	6/6 ^b	NA/NA	2/2 ^b
Bhutan	0/0	NA/NA	NA/NA	NA/NA	NA/NA	NA/NA	NA/NA	NA/NA	NA/NA	NA/NA	NA/NA	NA/NA	NA/NA
India	205/850	35/35 ^b	55/55 ^b	80/80 ^b	50/50 ^b	45/45 ^b	15/15 ^b	0/0 ^b	85/85 ^b	15/15 ^b	20/20 ^b	35/35 ^b	25/25 ^b
Maldives	0/1	NA/NA	NA/NA	NA/NA	NA/NA	NA/NA	NA/NA	NA/NA	NA/NA	NA/NA	NA/NA	NA/NA	NA/NA
Nepal	20/60	0/0 ^b	NA/1	1/1 ^b	NA/NA	NA/NA	NA/NA	NA/NA	25/25 ^b	NA/NA	6/20	NA/NA	NA/1
Pakistan	35/130	5/5 ^b	5/5 ^b	7/7 ^b	10/10 ^b	10/10 ^b	4/4 ^b	0/0	35/35 ^b	3/3 ^b	20/20 ^b	0/0 ^b	5/5 ^b
Sri Lanka	20/75	NA/NA	2/2 ^b	3/3 ^b	0/0 ^b	1/1 ^b	1/1 ^b	0/0 ^b	20/20 ^b	3/3 ^b	0/0 ^b	0/0 ^b	2/2 ^b
Sub-Saharan Africa													
Total	583/1,897	62/74	66/77	97/115	28/33	36/37	35/44	5/5	581/1,264	97/240	120/211	18/21	52/59
Angola	30/100	NA/NA	NA/NA	NA/NA	NA/NA	NA/NA	NA/NA	NA/NA	NA/NA	NA/NA	NA/NA	NA/NA	NA/NA
Benin	15/75	NA/1	NA/NA	NA/NA	NA/NA	NA/NA	NA/1	NA/NA	15/15 ^b	NA/50	4/10	NA/NA	NA/NA
Botswana	7/30	NA/NA	NA/NA	NA/NA	NA/NA	NA/NA	NA/NA	NA/NA	10/35	NA/NA	NA/NA	0/0	NA/NA

Table 2
Total Official Communist Presence
and Accredited Diplomats, Yearend 1987^a (continued)

	Warsaw Pact (Diplomatic/Total)											Other (Diplomatic/Total)	
	USSR	Bulgaria	Czechoslovakia	East Germany	Hungary	Poland	Romania	Albania	China	Cuba	North Korea	Vietnam	Yugoslavia
Sub-Saharan Africa (continued)													
Burkina	10/25	NA/NA	0/0	NA/NA	NA/NA	NA/NA	NA/NA	NA/NA	NA/NA	NA/NA	NA/NA	NA/NA	NA/NA
Burundi	6/45	0/0	0/0	0/0	0/0	0/0	1/1	NA/NA	10/10 ^b	5/20	5/15	NA/NA	NA/NA
Cameroon	20/55	NA/NA	NA/NA	2/2 ^b	0/0	NA/NA	NA/NA	NA/NA	15/15 ^b	NA/NA	2/2 ^b	NA/NA	NA/NA
Cape Verde	6/20	NA/NA	NA/NA	NA/NA	NA/NA	NA/NA	NA/NA	NA/NA	5/20	2/15	NA/NA	NA/NA	NA/NA
Central African Republic	0/0	NA/NA	NA/NA	NA/NA	NA/NA	NA/NA	1/1 ^b	NA/NA	10/10 ^b	NA/NA	4/4 ^b	NA/NA	1/1 ^b
Chad	0/0	NA/NA	NA/NA	NA/NA	NA/NA	NA/NA	NA/NA	NA/NA	10/10 ^b	NA/NA	NA/NA	NA/NA	NA/NA
Comoros	0/0	NA/NA	NA/NA	NA/NA	NA/NA	NA/NA	NA/NA	NA/NA	NA/NA	NA/NA	NA/NA	NA/NA	NA/NA
Congo	20/65	5/5 ^b	2/2 ^b	4/4 ^b	NA/NA	NA/NA	2/2 ^b	NA/NA	20/20 ^b	6/6 ^b	5/5 ^b	4/4 ^b	2/2 ^b
Djibouti	5/20	NA/NA	NA/NA	NA/NA	NA/NA	NA/NA	NA/NA	NA/NA	5/5 ^b	NA/NA	NA/NA	NA/NA	NA/NA
Equatorial Guinea	5/10	0/0	0/0	0/0	NA/NA	NA/NA	NA/NA	NA/NA	10/10 ^b	2/2 ^b	NA/8	NA/NA	NA/NA
Ethiopia	55/245	10/10 ^b	10/10 ^b	25/25 ^b	5/5 ^b	4/4 ^b	3/3 ^b	NA/NA	20/20 ^b	20/20 ^b	7/7 ^b	3/3 ^b	3/3 ^b
Gabon	8/20	0/0	0/0	0/0	NA/NA	0/0	NA/NA	NA/NA	NA/NA	0/0	NA/NA	NA/NA	NA/NA
Gambia, The	0/0	NA/NA	NA/NA	NA/NA	NA/NA	NA/NA	NA/NA	NA/NA	NA/10	NA/NA	NA/NA	NA/NA	NA/NA
Ghana	20/40	4/4 ^b	4/4 ^b	3/3 ^b	NA/NA	1/1 ^b	1/1 ^b	0/0 ^b	15/15 ^b	NA/15	3/6	0/0 ^b	4/4 ^b
Guinea	20/55	4/4 ^b	5/5 ^b	7/7 ^b	0/0 ^b	0/0 ^b	3/3 ^b	0/0	30/70	3/3 ^b	8/15	0/0	3/3 ^b
Guinea-Bissau	15/75	NA/NA	NA/NA	4/4 ^b	NA/NA	NA/NA	NA/NA	0/0	10/10 ^b	NA/15	NA/5	NA/NA	NA/NA
Ivory Coast	7/15	0/0	1/2	1/1	1/2	2/2	0/0	0/0	20/40	0/0	5/6	NA/NA	0/0
Kenya	8/30	2/3	4/4 ^b	NA/NA	5/5 ^b	6/6 ^b	2/2 ^b	NA/NA	15/15 ^b	NA/NA	NA/NA	NA/NA	2/2 ^b
Lesotho	4/10	NA/NA	NA/NA	NA/NA	NA/NA	NA/NA	NA/NA	NA/NA	10/10 ^b	NA/NA	NA/NA	NA/NA	NA/NA
Liberia	5/10	NA/NA	NA/NA	NA/NA	NA/NA	2/2 ^b	1/1 ^b	NA/NA	10/20	1/1 ^b	NA/NA	NA/NA	NA/NA
Madagascar	35/215	NA/NA	NA/NA	5/5 ^b	NA/NA	NA/NA	NA/NA	NA/NA	20/20 ^b	3/3 ^b	5/5 ^b	4/4 ^b	2/2 ^b
Malawi	0/0	NA/NA	NA/NA	NA/NA	NA/NA	NA/NA	NA/NA	NA/NA	6/6 ^b	NA/NA	5/5 ^b	NA/NA	NA/NA

Table 2
Total Official Communist Presence
and Accredited Diplomats, Yearend 1987^a (continued)

	Warsaw Pact (Diplomatic/Total)							Other (Diplomatic/Total)					
	USSR	Bulgaria	Czechoslovakia	East Germany	Hungary	Poland	Romania	Albania	China	Cuba	North Korea	Vietnam	Yugoslavia
Sub-Saharan Africa (continued)													
Mali	30/55	NA/NA	NA/NA	2/2 ^b	NA/NA	NA/NA	NA/NA	NA/NA	15/15 ^b	2/2 ^b	3/3 ^b	NA/NA	2/2 ^b
Mauritania	10/35	NA/NA	NA/NA	NA/NA	NA/NA	NA/NA	1/1 ^b	NA/NA	20/20 ^b	NA/NA	NA/NA	NA/NA	NA/NA
Mauritius	7/30	NA/NA	NA/NA	NA/NA	NA/NA	NA/NA	NA/NA	NA/NA	40/40 ^b	NA/NA	NA/NA	NA/NA	NA/NA
Mozambique	40/65	7/7 ^b	6/6 ^b	5/5 ^b	5/5 ^b	2/2 ^b	3/3 ^b	3/3 ^b	15/15 ^b	10/10 ^b	7/7 ^b	4/4 ^b	2/2 ^b
Niger	10/25	NA/NA	NA/NA	NA/NA	NA/NA	NA/NA	NA/NA	NA/NA	10/30	NA/NA	3/6	0/0	NA/NA
Nigeria	30/80	10/10 ^b	8/8 ^b	3/3 ^b	4/4 ^b	1/1 ^b	4/4 ^b	0/0 ^b	20/20 ^b	6/6 ^b	10/10 ^b	NA/NA	5/5 ^b
Rwanda	5/15	NA/NA	NA/NA	NA/NA	NA/NA	NA/NA	NA/NA	NA/NA	15/15 ^b	3/3 ^b	4/4 ^b	NA/NA	NA/NA
Sao Tome and Principe	5/7	NA/NA	NA/NA	NA/NA	NA/NA	NA/NA	NA/NA	NA/NA	NA/NA	NA/NA	NA/NA	NA/NA	NA/NA
Senegal	15/45	NA/NA	1/1 ^b	NA/NA	NA/NA	2/2 ^b	1/1 ^b	NA/NA	20/20 ^b	NA/NA	5/7	NA/NA	1/1 ^b
Seychelles	7/25	0/0	0/0	0/0	0/0	0/0	0/0	0/0	NA/15	NA/20	0/0	0/0	0/0
Sierra Leone	10/35	NA/NA	NA/NA	NA/NA	NA/NA	NA/NA	NA/NA	NA/NA	NA/500	4/4 ^b	NA/15	NA/NA	NA/NA
Somalia	4/15	1/1 ^b	1/1 ^b	3/3 ^b	0/0 ^b	0/0 ^b	2/2 ^b	NA/NA	20/20 ^b	NA/NA	3/3 ^b	NA/NA	2/2 ^b
South Africa	0/0	0/0	0/0	0/0	0/0	0/0	0/0	0/0	0/0	0/0	0/0	0/0	0/0
Sudan	20/35	3/3 ^b	4/4 ^b	2/2 ^b	1/1 ^b	2/2 ^b	3/3 ^b	0/0 ^b	25/25 ^b	0/0 ^b	2/2 ^b	0/0	3/3 ^b
Swaziland	0/0	0/0	0/0	0/0	0/0	0/0	0/0	0/0	0/0	0/0	0/0	0/0	0/0
Tanzania	30/80	6/8	6/6	10/15	3/7	5/6	1/4	2/2	35/35 ^b	8/10	10/15	0/0	4/8
Togo	7/30	NA/NA	NA/NA	NA/NA	NA/NA	NA/NA	NA/NA	NA/NA	NA/3	NA/NA	NA/15	NA/NA	NA/NA
Uganda	10/50	NA/NA	NA/NA	4/4 ^b	NA/NA	NA/NA	NA/NA	NA/NA	15/15 ^b	2/2 ^b	3/3 ^b	NA/NA	2/2 ^b
Zaire	7/20	1/1 ^b	2/2 ^b	5/5 ^b	0/0 ^b	4/4 ^b	2/2 ^b	NA/NA	20/20 ^b	3/3 ^b	5/5 ^b	NA/NA	NA/NA
Zambia	15/45	2/2	7/7 ^b	7/10	0/0	0/0	NA/5	0/0	20/45	10/15	6/15	0/0	6/7
Zimbabwe	20/45	7/15	5/15	5/15	4/4	5/5	4/4	0/0	25/25 ^b	7/15	6/8	3/6	8/10

Secret

Table 2
Total Official Communist Presence
and Accredited Diplomats, Yearend 1987^a (continued)

	Warsaw Pact (Diplomatic/Total)							Other (Diplomatic/Total)						
	USSR	Bulgaria	Czechoslovakia	East Germany	Hungary	Poland	Romania	Albania	China	Cuba	North Korea	Vietnam	Yugoslavia	
Western Europe/North America														
Total	946/6,337	215/562	229/785	263/698	178/637	313/1,067	104/324	53/94	570/1,880	117/272	45/96	41/94	152/541	
Andorra	0/0	NA/NA	NA/NA	NA/NA	NA/NA	NA/NA	NA/NA	NA/NA	NA/NA	NA/NA	NA/NA	NA/NA	NA/NA	
Austria	75/700	20/80	30/145	20/65	20/110	25/115	8/30	10/15	20/100	6/8	15/35	0/2	15/115	
Belgium	30/155	15/35	15/45	15/55	10/30	20/90	7/15	0/0	45/70	8/30	0/0	NA/8	10/8	
Canada	45/160	NA/15	NA/20	0/0	NA/15	NA/30	NA/15	NA/NA	NA/70	NA/10	0/0	0/0	NA/10	
Cyprus	30/100	10/10 ^b	6/6 ^b	6/6 ^b	1/1 ^b	1/1 ^b	2/2 ^b	0/0 ^b	10/10 ^b	4/4 ^b	0/0 ^b	0/0 ^b	2/2 ^b	
Denmark	30/150	5/5 ^b	7/7 ^b	8/8 ^b	6/6 ^b	5/5 ^b	3/3 ^b	0/0 ^b	20/20 ^b	3/3 ^b	5/5 ^b	0/0 ^b	2/2 ^b	
Finland	55/550	6/15	10/25	15/30	8/30	15/30	4/8	0/0	25/30	4/8	15/3	0/0	2/7	
France	70/535	20/20 ^b	20/20 ^b	65/65 ^b	15/15 ^b	30/30 ^b	10/10 ^b	10/10 ^b	75/75 ^b	15/15 ^b	0/15	20/20 ^b	20/20 ^b	
Greece	30/130	15/50	10/25	10/25	6/15	6/20	7/15	10/20	15/25	2/4	0/0	0/0	7/25	
Iceland	15/40	0/0 ^b	1/1 ^b	2/2 ^b	0/0 ^b	1/1 ^b	0/0 ^b	0/0 ^b	5/5 ^b	0/0 ^b	0/0 ^b	0/0 ^b	0/0 ^b	
Ireland	6/25	NA/NA	NA/NA	NA/NA	NA/NA	NA/NA	NA/NA	NA/NA	NA/NA	NA/NA	NA/NA	NA/NA	NA/NA	
Italy	55/300	10/45	15/50	15/45	15/95	25/75	10/30	10/20	45/140	10/30	0/0	4/8	20/95	
Liechtenstein	0/0	NA/NA	NA/NA	NA/NA	NA/NA	NA/NA	NA/NA	NA/NA	NA/NA	NA/NA	NA/NA	NA/NA	NA/NA	
Luxembourg	5/30	4/5	0/0	0/0	0/0	0/0	0/0	0/0	NA/NA	NA/NA	NA/NA	NA/NA	0/0	
Malta	10/25	NA/2	NA/4	NA/NA	NA/NA	NA/NA	NA/NA	NA/NA	NA/20	NA/NA	NA/10	0/0	NA/NA	
Monaco	0/2	NA/NA	NA/NA	NA/NA	NA/NA	NA/NA	NA/NA	NA/NA	NA/NA	NA/NA	NA/NA	NA/NA	NA/NA	
Netherlands	20/75	NA/20	NA/45	NA/40	NA/25	NA/70	NA/15	0/0	NA/50	NA/25	0/0	0/0	NA/40	
Norway	35/140	NA/15	NA/20	NA/10	NA/10	NA/20	NA/4	0/0	NA/30	NA/1	2/3	0/0	NA/2	
Portugal	15/80	NA/NA	NA/NA	NA/NA	NA/NA	NA/NA	NA/NA	NA/NA	NA/NA	NA/NA	NA/NA	NA/NA	NA/NA	
San Marino	0/0	NA/NA	NA/NA	NA/NA	NA/NA	NA/NA	NA/NA	NA/NA	NA/NA	NA/NA	NA/NA	NA/NA	NA/NA	

22

Secret

Reverse Blank

Table 2
Total Official Communist Presence
and Accredited Diplomats, Yearend 1987^a (continued)

	Warsaw Pact (Diplomatic/Total)						Other (Diplomatic/Total)						
	USSR	Bulgaria	Czechoslovakia	East Germany	Hungary	Poland	Romania	Albania	China	Cuba	North Korea	Vietnam	Yugoslavia
Western Europe/North America (continued)													
Spain	55/110	10/10 ^b	7/7 ^b	2/2 ^b	10/10 ^b	10/10 ^b	4/4 ^b	0/0 ^b	20/20 ^b	15/15 ^b	0/0 ^b	0/0 ^b	5/5 ^b
Sweden	45/215	10/25	8/30	15/55	7/25	15/70	4/8	6/6	30/65	6/10	8/15	7/15	6/25
Switzerland	30/975	NA/NA	NA/NA	NA/NA	NA/NA	NA/NA	NA/NA	NA/NA	NA/NA	NA/NA	NA/NA	NA/NA	NA/NA
Turkey	40/145	25/45	10/30	10/15	10/30	10/30	15/30	7/15	25/50	4/4	NA/NA	NA/NA	8/20
United Kingdom	40/250	20/60	35/155	15/110	25/85	35/245	10/50	NA/NA	55/395	NA/NA	0/0	4/10	10/40
United States	115/890	25/85	25/120	30/130	20/110	55/165	10/75	0/8	110/635	30 ^c /95	0/10	0/25	30/110
Vatican City	0/0	NA/NA	NA/NA	NA/NA	NA/NA	NA/NA	NA/NA	NA/NA	NA/NA	NA/NA	NA/NA	NA/NA	NA/NA
West Germany	95/555	20/20 ^b	30/30 ^b	35/35 ^b	25/25 ^b	60/60 ^b	10/10 ^b	0/0	70/70 ^b	10/10 ^b	0/0 ^b	6/6 ^b	15/15 ^b

Note: Estimates are minimum number present. These figures should be treated as approximations because counts are done on an irregular basis.

Numbers larger than 8 have been rounded to the nearest 5.

^a Excludes military and economic advisers and technicians.
^b Only available information is diplomatic figure.
^c Interests Section.

[Redacted]

23

Secret

25X1
ZSAI

25X1
at

Table 3
USSR: Estimated Soviet Official Presence Abroad, Yearend 1987

Country	Accredited Diplomats	Staff	Trade and Aid	Aeroflot	Media	UN	Other/Unknown	Total ^a
Caribbean/Latin America								
Total	320	380	380	79	68	3	26	1,262
Antigua and Barbuda	0	0	0	0	0	0	0	0
Argentina	21	24	44	4	6	0	15	115
Bahamas, The	0	0	0	0	0	0	0	0
Barbados	0	0	0	0	0	0	0	0
Belize	0	0	0	0	0	0	0	0
Bolivia	15	11	19	0	1	0	0	45
Brazil	19	31	41	0	7	0	2	100
Chile	0	0	0	0	0	2	0	2
Colombia	18	21	20	1	3	0	0	65
Costa Rica	7	17	0	0	0	0	0	25
Cuba	52	75	125	50	15	0	0	315
Dominica	0	0	0	0	0	0	0	0
Dominican Republic	0	0	0	0	0	0	0	0
Ecuador	14	6	0	1	0	0	0	20
El Salvador	0	0	0	0	0	0	0	0
Grenada	0	0	0	0	0	0	0	0
Guatemala	0	0	0	0	0	0	0	0
Guyana	13	8	0	0	2	0	0	25
Haiti	0	0	0	0	0	0	0	0
Honduras	0	0	0	0	0	0	0	0
Jamaica	8	10	9	2	0	1	0	30
Mexico	51	44	30	12	15	0	9	160
Nicaragua	15	15	10	2	3	0	0	45
Panama	0	0	18	1	4	0	0	25
Paraguay	0	0	0	0	0	0	0	0
Peru	43	65	61	5	6	0	0	180
St. Kitts and Nevis	0	0	0	0	0	0	0	0
St. Lucia	0	0	0	0	0	0	0	0
St. Vincent and The Grenadines	0	0	0	0	0	0	0	0

Footnote appears at end of table.

Table 3
USSR: Estimated Soviet Official Presence Abroad, Yearend 1987 (continued)

Country	Accredited Diplomats	Staff	Trade and Aid	Aeroflot	Media	UN	Other/Unknown	Total ^a
Caribbean/Latin America (continued)								
Suriname	5	4	0	0	0	0	0	10
Trinidad and Tobago	11	4	0	0	0	0	0	15
Uruguay	13	25	0	1	1	0	0	40
Venezuela	15	20	3	0	5	0	0	45
East Asia/Pacific								
Total	419	400	300	41	57	26	45	1,285
Australia	19	28	42	0	2	0	1	90
Brunei	0	0	0	0	0	0	0	0
Burma	30	43	6	2	3	0	0	85
Cambodia	NA	NA	NA	NA	NA	NA	NA	NA
China	79	35	15	4	7	0	0	140
Fiji	0	0	0	0	0	0	0	0
Indonesia	46	74	26	0	2	0	0	150
Japan	63	65	121	17	25	0	0	290
Kiribati	0	0	0	0	0	0	0	0
Laos	45	21	5	2	3	5	24	105
Malaysia	17	13	10	3	1	0	0	45
Marshall Islands	0	0	0	0	0	0	0	0
Micronesia, Fed. States of	0	0	0	0	0	0	0	0
Mongolia	13	25	10	1	1	1	0	50
Nauru	0	0	0	0	0	0	0	0
New Zealand	11	12	14	0	0	0	0	35
North Korea	29	0	5	2	1	0	0	35
Papua New Guinea	0	0	0	0	0	0	0	0
Philippines	16	13	13	1	5	2	0	50
Singapore	9	19	9	4	3	0	0	45
Solomon Islands	0	0	0	0	0	0	0	0
South Korea	0	0	0	0	0	0	0	0
Taiwan	0	0	0	0	0	0	0	0
Thailand	28	22	14	3	2	18	0	85
Tonga	0	0	0	0	0	0	0	0

Table 3
USSR: Estimated Soviet Official Presence Abroad, Yearend 1987 (continued)

Country	Accredited Diplomats	Staff	Trade and Aid	Aeroflot	Media	UN	Other/Unknown	Total ^a
East Asia/Pacific (continued)								
Tuvalu	0	0	0	0	0	0	0	0
Vanuatu	0	0	0	0	0	0	0	0
Vietnam	14	30	10	2	2	0	20	80
Western Samoa	0	0	0	0	0	0	0	0
Eastern Europe								
Total	417	775	345	19	81	0	450	2,090
Albania	0	0	0	0	0	0	0	0
Bulgaria	46	75	55	4	20	0	50	250
Czechoslovakia	63	90	60	4	10	0	NA	225
East Germany	73	125	65	5	10	0	400	680
Hungary	42	65	25	2	10	0	NA	145
Poland	97	150	50	1	10	0	NA	310
Romania	45	160	40	2	10	0	NA	255
Yugoslavia	51	110	50	1	11	0	0	225
Middle East/North Africa								
Total	413	511	386	72	60	44	155	1,635
Algeria	50	50	50	10	6	0	0	165
Bahrain	0	0	0	0	0	0	0	0
Egypt	37	100	19	5	4	20	16	200
Iran	35	55	130	3	6	0	0	230
Iraq	45	65	3	2	6	4	0	125
Israel	0	0	0	0	0	0	0	0
Jordan	25	16	11	2	2	0	1	55
Kuwait	19	29	8	4	3	1	0	65
Lebanon	31	NA	NA	NA	NA	NA	64	95
Libya	8	NA	0	64	NA	NA	63	75
Morocco	37	47	58	4	5	1	0	150
North Yemen	28	10	5	1	2	0	0	45
Oman	5	0	0	0	0	0	0	5
Qatar	0	0	0	0	0	0	0	0
Saudi Arabia	0	0	0	0	0	0	0	0

Table 3
USSR: Estimated Soviet Official Presence Abroad, Yearend 1987 (continued)

Country	Accredited Diplomats	Staff	Trade and Aid	Aeroflot	Media	UN	Other/Unknown	Total ^a
Middle East/North Africa (continued)								
South Yemen	7	10	20	1	2	0	0	40
Syria	56	43	49	32	21	18	0	220
Tunisia	24	46	33	3	3	0	11	120
United Arab Emirates	6	40	0	1	0	0	0	45
South Asia								
Total	385	619	347	28	40	35	66	1,516
Afghanistan	75	100	50	5	10	25	0	265
Bangladesh	32	85	17	2	1	0	0	135
Bhutan	0	0	0	0	0	0	0	0
India	204	307	251	13	24	5	46	850
Maldives	0	0	0	1	0	0	0	1
Nepal	18	27	11	0	1	3	0	60
Pakistan	34	60	10	6	2	0	20	130
Sri Lanka	22	40	8	1	2	2	0	75
Sub-Saharan Africa								
Total	588	808	296	64	78	56	13	1,897
Angola	32	40	23	1	2	0	0	100
Benin	15	40	12	3	2	1	0	75
Botswana	7	23	0	0	0	0	0	30
Burkina Faso	12	8	2	1	0	0	0	25
Burundi	6	18	0	2	0	18	0	45
Cameroon	20	15	16	2	2	0	0	55
Cape Verde	6	8	1	6	0	1	0	20
Central African Republic	0	0	0	0	0	0	0	0
Chad	0	0	0	0	0	0	0	0
Comoros	0	0	0	0	0	0	0	0
Congo	21	24	4	0	2	0	12	65
Djibouti	5	15	0	2	0	0	0	20
Equatorial Guinea	5	6	0	1	0	0	0	10
Ethiopia	57	140	20	4	14	10	0	245
Gabon	8	9	1	0	0	0	0	20

Table 3
USSR: Estimated Soviet Official Presence Abroad, Yearend 1987 (continued)

Country	Accredited Diplomats	Staff	Trade and Aid	Aeroflot	Media	UN	Other/Unknown	Total ^a
Sub-Saharan Africa (continued)								
Gambia, The	0	0	0	0	0	0	0	0
Ghana	19	10	5	2	2	1	0	40
Guinea	20	25	5	3	6	0	0	55
Guinea-Bissau	17	40	14	2	2	0	0	75
Ivory Coast	7	7	1	0	0	0	0	15
Kenya	8	4	3	2	2	12	0	30
Lesotho	4	7	0	0	0	1	0	10
Liberia	5	3	0	1	0	0	0	10
Madagascar	33	75	85	5	5	10	0	215
Malawi	0	0	0	0	0	0	0	0
Mali	29	14	6	2	4	0	0	55
Mauritania	10	10	13	3	0	0	0	35
Mauritius	7	21	1	0	0	0	0	30
Mozambique	38	10	7	2	7	0	0	65
Niger	10	14	2	0	0	0	0	25
Nigeria	31	30	13	3	4	1	0	80
Rwanda	5	10	0	1	0	0	0	15
Sao Tome and Principe	5	2	0	0	0	0	0	7
Senegal	17	24	3	2	1	0	0	45
Seychelles	7	17	0	1	0	1	0	25
Sierra Leone	11	10	13	2	1	0	0	35
Somalia	4	9	0	2	0	0	0	15
South Africa	0	0	0	0	0	0	0	0
Sudan	18	11	0	2	2	0	0	35
Swaziland	0	0	0	0	0	0	0	0
Tanzania	28	23	21	2	6	0	0	80
Togo	7	14	6	1	0	0	0	30
Uganda	12	29	6	1	4	0	0	50
Zaire	7	14	0	0	0	0	0	20
Zambia	13	22	5	2	4	0	0	45
Zimbabwe	22	7	8	1	6	0	1	45

Table 3
USSR: Estimated Soviet Official Presence Abroad, Yearend 1987 (continued)

Country	Accredited Diplomats	Staff	Trade and Aid	Aeroflot	Media	UN	Other/Unknown	Total ^a
Western Europe/North America								
Total	948	1,240	1,767	113	246	1,002	971	6,337
Andorra	0	0	0	0	0	0	0	0
Austria	74	118	101	5	21	214	167	700
Belgium	30	32	80	3	9	0	1	155
Canada	47	17	37	7	4	41	5	160
Cyprus	28	42	25	4	2	0	0	100
Denmark	32	32	53	7	6	14	7	150
Finland	56	86	348	7	13	0	38	550
France	68	133	200	11	22	99	2	535
Greece	29	28	48	6	8	0	10	130
Iceland	14	15	9	0	2	0	1	40
Ireland	6	11	1	4	1	0	0	25
Italy	54	56	164	6	15	2	1	300
Liechtenstein	0	0	0	0	0	0	0	0
Luxembourg	5	13	5	4	1	0	0	30
Malta	10	13	2	1	1	0	0	25
Monaco	0	0	0	0	0	2	0	2
Netherlands	22	26	23	3	1	1	0	75
Norway	35	40	56	4	5	0	0	140
Portugal	13	30	25	3	10	0	0	80
San Marino	0	0	0	0	0	0	0	0
Spain	55	11	27	4	9	0	6	110
Sweden	47	46	103	5	13	0	0	215
Switzerland	30	65	20	7	9	285	560	975
Turkey	42	59	31	4	5	0	6	145
United Kingdom	39	32	135	3	14	0	26	250
United States	115	174	75	4	42	344	87	890
Vatican City	0	0	0	0	0	0	0	0
West Germany	97	161	199	11	33	0	54	555

^a Excludes military and economic advisers and technicians.
Totals larger than eight have been rounded to the nearest five.

[]

25X1

Table 4
Communist Countries: Economic and Military
Advisers and Technicians, Yearend 1987

	Warsaw Pact		Other		
	USSR	Eastern Europe	China	Cuba	North Korea ^a
	Economic/ Military	Economic/ Military	Economic/ Military	Economic/ Military	Economic/ Military
Caribbean/Latin America					
Total	6,130/5,000	640/25	480/	2,135/1,000	65/35
Antigua and Barbuda			5/		
Argentina	725/	25/			
Barbados			15/		
Bolivia	10/	5/		5/	
Brazil	30/	75/			
Chile			5/		
Colombia	15/	5/	30/		
Cuba	5,000/4,900				
Ecuador			5/		
Guyana	5/	10/	75/	70/	50/15
Jamaica			300/		5/
Mexico	25/	180/	25/	10/	
Nicaragua	250/50	300/25		2,000/1,000	10/20
Panama	15/	5/		30/	
Peru	25/50	25/	10/	20/	
Suriname			10/		
Uruguay	20/	5/			
Venezuela	10/	5/			
East Asia/Pacific					
Total	46,830/3,750	35/	1,510/		
Burma		20/	300/		
Cambodia	300/500				
Indonesia	5/	5/			
Laos	500/500				
Mongolia	40,000/				
Philippines	5/		10/		
Singapore	15/	10/	1,200/		
Thailand	5/				
Vietnam	6,000/2,750				
Middle East/North Africa					
Total	11,505/7,190	55,675/1,780	39,260/65	720/600	6,140/80
Algeria	3,500/700	4,320/365	500/	170/100	
Bahrain			100/		
Egypt	250/	3,525/5	1,200/		/10
Iran	500/	125/100			50/50
Iraq	2,000/1,000	10,750/200	15,000/	300/	

Footnote appears at end of table.

Table 4
Communist Countries: Economic and Military
Advisers and Technicians, Yearend 1987 (continued)

	Warsaw Pact		Other		
	USSR	Eastern Europe	China	Cuba	North Korea ^a
	Economic/ Military	Economic/ Military	Economic/ Military	Economic/ Military	Economic/ Military
Middle East/North Africa (continued)					
Jordan	25/50	500/	3,000/		
Kuwait	25/20	600/	15,000/		10/
Lebanon		50/			
Libya	1,200/1,335	30,300/925	200/NA	175/	6,000/
Morocco	550/	950/	75/		
North Yemen	250/480	125/10	4,000/		50/
Oman			5/		
South Yemen	1,500/1,000	685/100		/500	15/
Syria	1,500/2,600	3,205/75	100/	75/	15/20
Tunisia	200/	340/	75/		
United Arab Emirates	5/5	200/	5/		
Unspecified			/65		
South Asia					
Total	8,140/3,600	435/25	650/40	20/	
Afghanistan	3,500/3,000	210/25		15/	
Bangladesh	75/	25/	50/40		
India	3,500/600	125/			
Maldives	5/				
Nepal	10/		300/		
Pakistan	900/	55/	250/		
Sri Lanka	150/	20/	50/	5/	
Sub-Saharan Africa					
Total	11,013/4,390	4,790/525	6,765/220	8,940/41,800	975/265
Angola	1,200/1,200	975/100	150/100	6,000/37,500	200/130
Benin	10/30	5/	125/	45/	5/
Botswana			35/		
Burkina	50/		15/	25/	30/
Burundi	80/30		450/	25/	15/
Cameroon		5/	45/	5/	5/
Cape Verde	75/10	5/	100/	25/	
Central African Republic	5/	5/	35/		30/
Chad			5/		
Congo	400/80	35/5	130/10	75/	10/
Djibouti			200/		
Equatorial Guinea	5/		150/	25/	5/5
Ethiopia	2,000/1,700	450/100	25/	1,500/3,500	350/
Gabon	10/	5/	100/		

Secret

Table 4
Communist Countries: Economic and Military
Advisers and Technicians, Yearend 1987 (continued)

	Warsaw Pact		Other		
	USSR	Eastern Europe	China	Cuba	North Korea ^a
	Economic/ Military	Economic/ Military	Economic/ Military	Economic/ Military	Economic/ Military
Sub-Saharan Africa (continued)					
Gambia, The			10/		
Ghana	30/	50/5	15/	30/	5/
Guinea	1,625/65	50/	75/		35/
Guinea-Bissau	25/100	25/15	150/	75/	
Kenya	60/	30/	150/		
Lesotho			30/		
Liberia		/5	75/		
Madagascar	125/125	50/50	250/	15/	25/40
Mali	550/40	5/	100/5	15/	15/
Mauritania	20/	15/	260/		/NA
Mauritius	5/		75/		
Mozambique	900/800	1,150/150	175/	800/800	100/
Niger	15/		150/		
Nigeria	3,500/15	1,550/	100/		15/
Rwanda	15/		800/NA		10/10
Sao Tome and Principe	75/10	50/50	15/	75/	5/15
Senegal	25/		100/		
Seychelles	25/25		20/	20/	
Sierra Leone	10/		350/		5/
Somalia		10/	650/20		25/
Sudan	5/	150/20	350/5		20/
Tanzania	50/90	30/15	550/	35/	10/
Togo	3/		175/		20/25
Uganda	10/		25/		10/5
Zaire	5/	100/	200/		
Zambia	100/70	25/5	225/	100/	5/20
Zimbabwe		15/5	125/	50/	20/15
Unspecified			/80		
Western Europe/North America					
Total	310/	1,605/	50/		
Cyprus		10/			
Greece	90/	85/			
Malta	20/	135/	50/		
Turkey	200/	1,375/			

^a 1986 estimate.



25X1

Friendship Societies and Cultural Centers

Communist friendship societies often support propaganda [redacted] In the case of Soviet friendship societies, Soviet Embassy officials frequently finance and direct local friendship society activities. [redacted]

[redacted]

The Union of Soviet Societies of Friendship and Cultural Relations with Foreign Countries was created in 1925 for the purpose of promoting understanding and friendship between the Soviet people and the peoples of other countries. Although the Union represents itself as a nongovernmental organization, it is directed and financed by the USSR State Committee for Cultural Relations With Foreign Countries. Soviet friendship societies for individual countries, along with their counterpart societies in the host countries cooperate in a wide range of activities, including sponsoring lectures, seminars, and Russian language training; providing materials for libraries; funding exchange delegations with various social and cultural groups; sponsoring films and cultural entertainment; and financing Soviet educational and cultural scholarships. [redacted]

Students returning from studies in Communist countries are frequently tapped for membership in the friendship societies. Other members are likely to be either emigres or others with a personal attachment to the Soviet Union, local students, and local Communists or those interested in Communism. In some cases—Egypt and Mauritius are recent examples—the local government, suspicious of the goals of the resident Soviet Friendship Society have identified trusted government officials to head it, thus ensuring closer control of the organization and its activities. [redacted]

Cultural centers are facilities that local citizens can freely visit to obtain information about the Communist country. They often provide the setting for meetings of local friendship societies. These centers can range in size and appointments from a small reading room in an embassy to a separate multistory building. [redacted]

Table 5 indicates where friendship societies and cultural centers are known to exist. The friendship societies listed are those that have been active enough to have received some media attention in the past two years. [redacted]

25X1
25X1
25X1
25X1

25X1

25X1

Table 5
Communist Countries: Cultural Centers
and Friendship Societies, Located in
Host Countries, Yearend 1987

	Warsaw Pact							Other					
	USSR	Bulgaria	Czechoslovakia	East Germany	Hungary	Poland	Romania	Albania	China	Cuba	North Korea	Vietnam	Yugoslavia
Caribbean/Latin America													
Total	9/13	/1	/2	/2		/1		/2	/3	/5	/1	/1	
Antigua and Barbuda													
Argentina	C/F												
Bahamas, The													
Barbados													
Belize													
Bolivia	C/F									/F			
Brazil	C/F												
Chile													
Colombia	C/F		/F					/F	/F				
Costa Rica	C/F												
Cuba	/F	/F	/F			/F						/F	
Dominica													
Dominican Republic													
Ecuador	C/F									/F			
El Salvador													
Grenada													
Guatemala													
Guyana	/F							/F	/F	/F			
Haiti													
Honduras													
Jamaica													

Secret

Secret

Table 5
Communist Countries: Cultural Centers
and Friendship Societies, Located in
Host Countries, Yearend 1987 (continued)

	Warsaw Pact							Other					
	USSR	Bulgaria	Czechoslovakia	East Germany	Hungary	Poland	Romania	Albania	China	Cuba	North Korea	Vietnam	Yugoslavia
Caribbean/Latin America (continued)													
Mexico	C/F			/F					/F				
Nicaragua	/F												
Panama													
Paraguay													
Peru	/F							/F					
St. Kitts and Nevis													
St. Lucia													
St. Vincent and The Grenadines													
Suriname													
Trinidad and Tobago										/F			
Uruguay	C/F												
Venezuela	C/F			/F				/F					
East Asia/Pacific													
Total	4/12	/3	/3	/2	/1	/4	/1	/5	/6	/1	/4	1/	
Australia	/F	/F	/F	/F		/F			/F		/F	C/	
Brunei													
Burma	C/F												
Cambodia	/F								/F				
China	/F					/F				/F			
Fiji													
Indonesia	C/												
Japan	/F	/F	/F	/F	/F	/F		/F	/F		/F		

38

Table 5
Communist Countries: Cultural Centers
and Friendship Societies, Located in
Host Countries, Yearend 1987 (continued)

	Warsaw Pact							Other					
	USSR	Bulgaria	Czechoslovakia	East Germany	Hungary	Poland	Romania	Albania	China	Cuba	North Korea	Vietnam	Yugoslavia
East Asia/Pacific (continued)													
Kiribati													
Laos	/F									/F		/F	
Malaysia	C/F												
Marshall Islands													
Micronesia, Fed. States of													
Mongolia	/F					/F			/F	/F			
Nauru													
New Zealand	/F								/F				
North Korea	/F						/F		/F			/F	
Papua New Guinea													
Philippines	C/F												
Singapore													
Solomon Islands													
South Korea													
Taiwan													
Thailand									/F				
Tonga													
Tuvalu													
Vanuatu													
Vietnam	/F	/F	/F							/F			
Western Samoa													

Table 5
Communist Countries: Cultural Centers
and Friendship Societies, Located in
Host Countries, Yearend 1987 (continued)

	Warsaw Pact							Other				
	USSR	Bulgaria	Czechoslovakia	East Germany	Hungary	Poland	Romania	Albania	China	Cuba	North Korea	Vietnam
Eastern Europe												
Total	2/7		4/2		4/1		/1		/1	/3	/1	/2
Albania	/F											
Bulgaria	/F		C/F		C/		/F			/F	/F	
Czechoslovakia	/F				C/					/F		/F
East Germany	C/F				C/							
Hungary	/F		C/									
Poland	/F		C/F		C/F				/F	/F		/F
Romania	/F											
Yugoslavia	C/		C/									
Middle East/North Africa												
Total	4/12	/3	/6	/5	/1	/2	/2	/1	/1	/2	/1	/2
Algeria	/F											
Bahrain												
Egypt	C/F						/F	/F				
Iran												
Iraq	/F		/F	/F								/F
Israel	/F		/F				/F					
Jordan	C/F		/F	/F							/F	
Kuwait												
Lebanon	/F					/F						
Libya	/F	/F	/F	/F		/F				/F		/F
Morocco	C/F											

Table 5
Communist Countries: Cultural Centers
and Friendship Societies, Located in
Host Countries, Yearend 1987 (continued)

	Warsaw Pact										Other		
	USSR	Bulgaria	Czechoslovakia	East Germany	Hungary	Poland	Romania	Albania	China	Cuba	North Korea	Vietnam	Yugoslavia
Middle East/North Africa (continued)													
North Yemen	/F								/F				
Oman													
Qatar													
Saudi Arabia													
South Yemen	/F	/F	/F	/F	/F				/F				
Syria	/F	/F	/F	/F									
Tunisia	C/F												
United Arab Emirates													
South Asia													
Total	4/6	/2	/3	/3		/2		/3	/1	/3			
Afghanistan	/F	/F	/F	/F		/F							
Bangladesh	C/F							/F		/F			
Bhutan													
India	C/F	/F		/F									
Maldives													
Nepal	C/F		/F	/F		/F		/F		/F			
Pakistan	/F							/F		/F			
Sri Lanka	C/F		/F						/F				
Sub-Saharan Africa													
Total	15/22	/1	/4	/8		/2	/1	/1	1/1	/9	/4	/1	
Angola	/F												
Benin	C/F												

Secret

Table 5
Communist Countries: Cultural Centers
and Friendship Societies, Located in
Host Countries, Yearend 1987 (continued)

	Warsaw Pact											Other	
	USSR	Bulgaria	Czechoslovakia	East Germany	Hungary	Poland	Romania	Albania	China	Cuba	North Korea	Vietnam	Yugoslavia
Sub-Saharan Africa (continued)													
Botswana													
Burkina	C/F												
Burundi	C/F										/F		
Cameroon													
Cape Verde	/F												
Central African Republic													
Chad													
Comoros													
Congo	C/F			/F						/F			
Djibouti													
Equatorial Guinea													
Ethiopia	/F									/F			
Gabon													
Gambia, The	/F												
Ghana	C/F	/F	/F	/F			/F			/F	/F		
Guinea	C/												
Guinea-Bissau	C/F			/F						/F			
Ivory Coast													
Kenya													
Lesotho													
Liberia													
Madagascar	C/F			/F					/F	/F			

42

Secret

Table 5
Communist Countries: Cultural Centers
and Friendship Societies, Located in
Host Countries, Yearend 1987 (continued)

	Warsaw Pact										Other		
	USSR	Bulgaria	Czechoslovakia	East Germany	Hungary	Poland	Romania	Albania	China	Cuba	North Korea	Vietnam	Yugoslavia
Sub-Saharan Africa (continued)													
Malawi													
Mali	C/F									/F			
Mauritania	C/												
Mauritius	/F							C/		/F			
Mozambique	C/F		/F	/F									
Niger													
Nigeria	C/F		/F	/F		/F							
Rwanda													
Sao Tome and Principe													
Senegal	C/F					/F							
Seychelles	/F									/F			
Sierra Leone	C/F											/F	
Somalia													
South Africa													
Sudan	/F		/F							/F			
Swaziland													
Tanzania	/F							/F					
Togo										/F			
Uganda	C/F												
Zaire													
Zambia	/F			/F									
Zimbabwe				/F						/F			

Table 5
Communist Countries: Cultural Centers
and Friendship Societies, Located in
Host Countries, Yearend 1987 (continued)

	Warsaw Pact											Other		
	USSR	Bulgaria	Czechoslovakia	East Germany	Hungary	Poland	Romania	Albania	China	Cuba	North Korea	Vietnam	Yugoslavia	
Western Europe/North America														
Total	13/23	1/5	/6	1/9	/4	/4	/2	/6	1/4	/10	/3	1/3	1	
Andorra														
Austria	C/F	/F		/F		/F		/F						
Belgium	C/F			/F										
Canada	/F								C/	/F				
Cyprus	C/F	/F				/F				/F				
Denmark	C/F									/F	/F	/F		
Finland	C/F		/F	/F	/F	/F	/F	/F		/F				
France	C/F	/F	/F	/F	/F	/F	/F	/F	/F			C/F		
Greece	C/F	/F	/F	/F										
Iceland	C/F									/F				
Ireland	/F										/F			
Italy	C/F			/F				/F		/F				
Liechtenstein														
Luxembourg	C/F	/F								/F				
Malta	C/F								/F					
Monaco														
Netherlands	C/F				/F									
Norway	/F									/F	/F			
Portugal	C/F		/F	/F						/F				
San Marino	/F							/F						
Spain	/F		/F											

Reverse Blank

Table 5
Communist Countries: Cultural Centers
and Friendship Societies, Located in
Host Countries, Yearend 1987 (continued)

	Warsaw Pact										Other		
	USSR	Bulgaria	Czechoslovakia	East Germany	Hungary	Poland	Romania	Albania	China	Cuba	North Korea	Vietnam	Yugoslavia
Western Europe/North America (continued)													
Sweden	/F			C/F				/F		/F			
Switzerland	/F												
Turkey													
United Kingdom	/F				/F				/F			/F	
United States	/F	C/	/F										C/
Vatican City													
West Germany	/F		/F						/F				

C=Cultural center.
 F=Friendship society



45

25X1

Secret

Secret

Cultural and Media Agreements

Cultural, educational, and scientific agreements are usually the first agreements to be concluded with countries that have established diplomatic relations with Communist countries, particularly the USSR. They provide a low-cost alternative to traditional military and economic relationships, especially when a country may be reluctant to accept an economic or military presence. They are also used to enhance ties to countries favorably disposed toward the USSR or other Communist countries. For example, in more than 45 LDCs, educational exchanges carried out under cultural agreements make up the USSR's only continuing relationship outside the diplomatic sphere.

[Redacted]

Soviet cultural, educational, and scientific agreements are usually multiyear pacts that are implemented through annual or biennial protocols. Most nonmilitary activities, except development aid, fall under the purview of cultural agreements—such as entertainment and sports exchanges, academic scholarships for undergraduate and graduate studies in the USSR, the assignment of experts not covered by development contracts (coaches, doctors, and teachers), and scientific activities that run the gamut from exchanges of low-level science lecturers to cooperation in atomic energy and manned rocket experiments.

[Redacted]

Media agreements cover the exchange of information and programing for television and radio, journalism training agreements, and, in the case of the USSR, news agency agreements under which the signatory receives Soviet news wire service. Although media exchanges are often covered in protocols to cultural agreements, we have presented them separately because of their unique potential to influence political thought or opinion in some countries through the provision of material that directly incorporates Communist attitudes on all issues. Most of these agreements call for training and technical assistance, particularly for LDCs, in communications equipment operation and maintenance and journalism.

[Redacted]

Table 6 indicates where cultural and media agreements are known to be currently in force.

[Redacted]

[Redacted]

25X1

25X1

25X1

25X1

25X1

Table 6
Communist Countries: Cultural and
Media Agreements, Yearend 1987

	Warsaw Pact							Other		
	S/R	Bulgaria	Czechoslovakia	East Germany	Hungary	Poland	Romania	China	Cuba	North Korea
Caribbean/Latin America										
Total	15/11	11/1	13/1	13	12/2	9/2	10	14	24/3	5/2
Antigua and Barbuda										
Argentina	C/M	C/		C/		C/		C/	C/	
Bahamas, The									C/	
Barbados		C/						C/	C/	
Belize									C/	
Bolivia	C/M		C/	C/	C/		C/		C/	
Brazil	C/M		C/		C/	/M		C/	C/M	
Chile		C/					C/	C/	C/	
Colombia	C/M	C/		C/	C/	C/	C/	C/	C/	
Costa Rica	C/M	C/	C/	C/	C/	C/	C/	C/	C/	
Cuba	C/	C/	C/	C/	C/M	C/	C/			C/
Dominica										
Dominican Republic					/M				C/	
Ecuador	C/M	C/	C/	C/	C/	C/	C/	C/	C/	
El Salvador										
Grenada	C/		C/							C/
Guatemala										
Guyana	C/M	C/		C/				C/	C/M	C/M
Haiti									C/	
Honduras			C/	C/					C/	
Jamaica			C/	C/	C/	C/		C/		
Mexico	C/M		C/	C/	C/	C/M	C/	C/	C/M	

Secret

Table 6
Communist Countries: Cultural and
Media Agreements, Yearend 1987 (continued)

	Warsaw Pact							Other		
	USSR	Bulgaria	Czechoslovakia	East Germany	Hungary	Poland	Romania	China	Cuba	North Korea
Caribbean/Latin America (continued)										
Nicaragua	C/M	C/M	C/M	C/	C/	C/	C/	C/	C/	C/
Panama									C/	
Paraguay										
Peru	C/M	C/	C/	C/	C/	C/	C/	C/		
St. Kitts and Nevis									C/	
St. Lucia									C/	
St. Vincent and The Grenadines									C/	
Suriname	C/M							C/	C/	
Trinidad and Tobago								C/		
Uruguay	C/	C/	C/		C/				C/	/M
Venezuela	C/		C/	C/	C/		C/	C/	C/	C/
East Asia/Pacific										
Total	13/9	3	4/1	4/1	4/2	3	3	6	4	3/2
Australia	C/M									
Brunei										
Burma	C/M							C/		C/M
Cambodia	C/M	C/	C/M	C/	C/	C/	C/	C/	C/	
China	C/M									
Fiji										
Indonesia	C/M			/M						C/M

50

Secret

Table 6
Communist Countries: Cultural and
Media Agreements, Yearend 1987 (continued)

	Warsaw Pact							Other		
	USSR	Bulgaria	Czechoslovakia	East Germany	Hungary	Poland	Romania	China	Cuba	North Korea
East Asia/Pacific (continued)										
Japan	C/M									
Kiribati										
Laos	C/				/M			C/		
Malaysia	C/M									
Marshall Islands										
Micronesia, Fed. States of										
Mongolia	C/M									C/
Nauru										
New Zealand										
North Korea	C/M	C/	C/	C/	C/	C/	C/		C/	
Papua New Guinea										
Philippines	C/		C/	C/				C/	C/	
Singapore	C/							C/		
Solomon Islands										
South Korea										
Taiwan										
Thailand					C/			C/		/M
Tonga										
Tuvalu										
Vanuatu									C/	
Vietnam	C/	C/	C/	C/	C/M	C/	C/			
Western Samoa										

Table 6
Communist Countries: Cultural and
Media Agreements, Yearend 1987 (continued)

	Warsaw Pact						Other			
	USSR	Bulgaria	Czechoslovakia	East Germany	Hungary	Poland	Romania	China	Cuba	North Korea
Middle East/North Africa										
Total	13/5	11/1	11/2	11/2	11/1	10	11/1	11/3	14/2	11/9
Algeria	C/	C/	C/	C/	C/	C/	C/	C/M	C/M	C/M
Bahrain										
Egypt	C/M	C/	C/M	C/	C/	C/	C/	C/	C/	C/M
Iran	C/							C/	C/	C/M
Iraq	C/	C/	C/		C/M	C/	C/	C/	C/	C/M
Israel							C/			
Jordan	C/	C/	C/	C/	C/	C/	C/		C/	C/
Kuwait	C/M	C/M	C/	C/M	C/	C/		C/	C/M	C/
Lebanon	C/			C/					C/	/M
Libya	C/	C/	C/	C/	C/		C/M	C/	C/	C/M
Morocco	C/M	C/	C/	C/	C/	C/	C/	C/M	C/	
North Yemen	C/	C/	C/	C/	C/	C/	C/	C/	C/	C/M
Oman									C/	
Qatar										
Saudi Arabia										
South Yemen	C/M	C/	C/	C/	C/	C/	C/	C/	C/	C/M
Syria	C/M	C/	C/	C/M	C/	C/	C/	C/	C/	C/M
Tunisia	C/	C/	C/M	C/	C/	C/	C/	C/M	C/	C/
United Arab Emirates										

Table 6
Communist Countries: Cultural and
Media Agreements, Yearend 1987 (continued)

	Warsaw Pact							Other		
	USSR	Bulgaria	Czechoslovakia	East Germany	Hungary	Poland	Romania	China	Cuba	North Korea
South Asia										
Total	6/4	5	6/2	6/1	4	4	2	6	6	4/2
Afghanistan	C/M	C/	C/M	C/M		C/		C/	C/	C/
Bangladesh	C/	C/	C/	C/	C/	C/	C/	C/	C/	C/
Bhutan										
India	C/M	C/	C/M	C/	C/	C/	C/	C/	C/	C/M
Maldives										
Nepal	C/M		C/	C/				C/	C/	
Pakistan	C/	C/	C/	C/	C/	C/		C/	C/	C/M
Sri Lanka	C/M	C/	C/	C/	C/			C/	C/	
Sub-Saharan Africa										
Total	35/25	25/3	25/2	25/2	17	22/2	27	39/6	33/2	33/18
Angola	C/M	C/	C/	C/	C/	C/	C/	C/M	C/M	C/M
Benin	C/	C/	C/M		C/			C/	C/	C/M
Botswana	C/						C/	C/	C/	
Burkina	C/M	C/	C/	C/			C/	C/M	C/	C/
Burundi	C/M	C/	C/	C/	C/		C/	C/	C/	C/
Cameroon	C/			C/M			C/	C/	C/	C/
Cape Verde	C/M	C/	C/	C/	C/	C/	C/	C/	C/M	C/M
Central African Republic							C/	C/		C/M
Chad	C/							C/		C/
Comoros								C/		

Table 6
Communist Countries: Cultural and
Media Agreements, Yearend 1987 (continued)

	Warsaw Pact						Other			
	USSR	Bulgaria	Czechoslovakia	East Germany	Hungary	Poland	Romania	China	Cuba	North Korea
Sub-Saharan Africa (continued)										
Congo	C/M	C/	C/	C/			C/	C/	C/	C/
Djibouti	/M						C/	C/		
Equatorial Guinea	C/							C/	C/	C/
Ethiopia	C/	C/M	C/	C/	C/	C/	C/	C/	C/	C/M
Gabon							C/	C/	C/	C/
Gambia, The	C/							C/	C/	
Ghana	C/M	C/M	C/	C/	C/	C/	C/	C/	C/	C/M
Guinea	C/M		C/	C/	C/	C/	C/	C/	C/	C/M
Guinea-Bissau	C/M	C/	C/	C/	C/	C/	C/	C/	C/	C/
Ivory Coast						C/				
Kenya	C/	C/	C/	C/	C/	C/	C/	C/		
Lesotho	C/M			C/				C/	C/	C/
Liberia	/M			C/		C/	C/	C/		
Madagascar	C/M	C/	C/	C/			C/	C/	C/	C/M
Malawi										
Mali	C/M	C/	C/	C/	C/	C/		C/	C/	C/M
Mauritania	C/	C/				C/	C/	C/	C/	C/
Mauritius	C/		C/				C/	C/	C/	
Mozambique	C/M	C/		C/M	C/	C/		C/	C/	C/M
Niger	C/							C/		C/M
Nigeria	C/M	C/	C/		C/	C/M		C/	C/	C/
Rwanda	C/M	C/						C/	C/	C/
Sao Tome and Principe				C/					C/	

Table 6
Communist Countries: Cultural and
Media Agreements, Yearend 1987 (continued)

	Warsaw Pact							Other		
	<i>USSR</i>	<i>Bulgaria</i>	<i>Czechoslovakia</i>	<i>East Germany</i>	<i>Hungary</i>	<i>Poland</i>	<i>Romania</i>	<i>China</i>	<i>Cuba</i>	<i>North Korea</i>
Sub-Saharan Africa (continued)										
Senegal	C/M					C/		C/M		C/
Seychelles	C/M	C/	C/	C/		C/	C/	/M	C/	C/M
Sierra Leone	C/M	C/	C/		C/			C/	C/	/M
Somalia			C/	C/			C/	C/		C/
South Africa									C/	
Sudan	C/M	C/	C/	C/	C/	C/	C/	C/	C/	C/M
Swaziland										
Tanzania	C/M	C/M	C/M	C/	C/	C/	C/	C/	C/	C/M
Togo	C/	C/	C/		C/	C/	C/	C/M		C/M
Uganda	C/M	C/	C/	C/		C/M		C/	C/	C/
Zaire	C/M	C/	C/	C/		C/	C/	C/M	C/	C/
Zambia	C/M	C/	C/	C/		C/	C/	C/	C/	C/M
Zimbabwe	C/M	C/	C/	C/	C/	C/	C/	C/	C/	C/M
Western Europe/North America										
Total	20/15	5	4/2	3	5/1	3	3	5/1	6	
Andorra										
Austria	C/M									
Belgium	C/M									
Canada	C/M									
Cyprus	C/M	C/	C/	C/	C/	C/	C/	C/	C/	
Denmark	C/									
Finland	C/M									

Secret

Secret

Table 6
Communist Countries: Cultural and
Media Agreements, Yearend 1987 (continued)

	Warsaw Pact							Other		
	USSR	Bulgaria	Czechoslovakia	East Germany	Hungary	Poland	Romania	China	Cuba	North Korea
Western Europe/North America (continued)										
France	C/M									
Greece	C/M	C/	C/M	C/		C/		C/M	C/	
Iceland	C/									
Ireland										
Italy	C/M	C/	C/	C/	C/	C/	C/	C/	C/	
Liechtenstein										
Luxembourg	C/M									
Malta	C/	C/						C/	C/	
Monaco										
Netherlands	C/M									
Norway	C/									
Portugal	C/				C/				C/	
San Marino										
Spain	C/				C/				C/	
Sweden	C/M									
Switzerland	/M									
Turkey	C/M	C/	C/M		C/M		C/	C/		
United Kingdom	C/M									
United States	C/M									
Vatican City										
West Germany										

C=Cultural agreement in force.
M=Media agreement in force.



56

25X1


25X1

Transportation

Access to foreign airfields and ports serve a number of economic, political, and strategic objectives:

- They provide secure channels for the flow of men and materiel.
- They enhance the image of the nation whose air offices and airline insignias are seen in the host countries.
- They support personnel exchange programs (particularly in LDCs) by facilitating the travel of diplomats and technicians and the rotation of fishing crews, as well as the transport of students and other travelers.
- They earn hard currency through air travel and cargo bookings.



Most Third World countries benefit from access agreements to some extent by collecting airport landing fees, earnings from ship repairs in their facilities, or payments for commercial fishing in their waters. For example, the Soviets paid \$1.5 million in 1987 for fishing rights in Vanuatu. 




In the case of the Soviet Union, an agreement for regularly scheduled passenger service is typically the last step of a process to secure access to foreign airfields. The Soviets will first request landing rights for charter flights to rotate fishing crews, then ask for refueling privileges, then ask for cargo flights, and, finally, regularly scheduled passenger service. 

Table 7 indicates where Communist countries have airline offices and regularly scheduled passenger service. Note that cargo flights, charter flights, and other special flights are frequently permitted in addition to the routes shown here. 

25X1

Table 8 indicates only Soviet maritime arrangements because information is not available for other Communist countries. The columns headed "Limited Access to Ports" indicate where specific types of vessels are routinely granted access to foreign ports for visits of short duration, generally to take on supplies or fuel or to obtain medical care. The requests for access must still be made on a case-by-case basis. The last column of the table indicates countries where naval or research ships are permitted access of longer duration, with the use of repair facilities. 

25X1

25X1

25X1

Table 7
Communist Countries: Airline Offices and Scheduled
Passenger Service, Yearend 1987

	Warsaw Pact							Other		
	USSR	Bulgaria	Czechoslovakia	East Germany	Hungary	Poland	Romania	China	Cuba	Yugoslavia
Caribbean/Latin America										
Total	10/6		2/1	/1			1/1		9/9	
Antigua and Barbuda										
Argentina	O/S						O/S		O/S	
Bahamas, The										
Barbados									O/S	
Belize										
Bolivia	O/									
Brazil									/S	
Chile										
Colombia										
Costa Rica										
Cuba	O/S		O/S	/S						
Dominica										
Dominican Republic										
Ecuador	O/									
El Salvador										
Grenada										
Guatemala										
Guyana									O/S	
Haiti										
Honduras										
Jamaica	O/S								O/S	
Mexico	O/S		O/						O/S	
Nicaragua	O/S								O/S	

Table 7
Communist Countries: Airline Offices and Scheduled
Passenger Service, Yearend 1987 (continued)

	Warsaw Pact						Other			
	USSR	Bulgaria	Czechoslovakia	East Germany	Hungary	Poland	Romania	China	Cuba	Yugoslavia
Caribbean/Latin America (continued)										
Panama									O/S	
Paraguay										
Peru	O/S								O/S	
St. Kitts and Nevis										
St. Lucia										
St. Vincent and The Grenadines										
Suriname										
Trinidad and Tobago									O/	
Uruguay	O/									
Venezuela	O/									
East Asia/Pacific										
Total	11/11		5/5	/2		/4	3/3	1/7		/5
Australia			O/					/S		/S
Brunei										
Burma	O/S							/S		
Cambodia	O/S									
China	O/S			/S		/S	O/S			/S
Fiji										
Indonesia			O/S							
Japan	O/S							/S		
Kiribati										
Laos	O/S									
Malaysia	O/S		O/S							/S
Marshall Islands										

Table 7
Communist Countries: Airline Offices and Scheduled
Passenger Service, Yearend 1987 (continued)

	Warsaw Pact						Other			
	USSR	Bulgaria	Czechoslovakia	East Germany	Hungary	Poland	Romania	China	Cuba	Yugoslavia
East Asia/Pacific (continued)										
Micronesia, Fed. States of										
Mongolia	O/S									
Nauru										
New Zealand										
North Korea	O/S					/S		O/S		
Papua New Guinea										
Philippines								/S		
Singapore	O/S		O/S			/S	O/S	/S		/S
Solomon Islands										
South Korea										
Taiwan										/S
Thailand	O/S		/S			/S	O/S	/S		
Tonga										
Tuvalu										
Vanuatu										
Vietnam	O/S		O/S	/S						
Western Samoa										
Eastern Europe										
Total	7/7	/S	6/6	/7	1/7	/S	/S	/3	1/3	1/7
Albania				/S	/S					/S
Bulgaria	O/S		O/S	/S	/S	/S			/S	/S
Czechoslovakia	O/S	/S		/S	/S	/S	/S		O/S	/S
East Germany	O/S	/S	O/S		O/S		/S	/S	/S	/S
Hungary	O/S	/S	O/S	/S		/S	/S			/S

Table 7
Communist Countries: Airline Offices and Scheduled
Passenger Service, Yearend 1987 (continued)

	Warsaw Pact						Other			
	USSR	Bulgaria	Czechoslovakia	East Germany	Hungary	Poland	Romania	China	Cuba	Yugoslavia
Eastern Europe (continued)										
Poland	O/S	/S	O/S	/S	/S		/S			/S
Romania	O/S		O/S	/S	/S	/S		/S		/S
Yugoslavia	O/S	/S	O/S	/S	/S	/S	/S	S		
Middle East/North Africa										
Total	14/14	1/9	10/7	/6	6/6	/8	7/12	/3		/10
Algeria	O/S	/S	O/	/S	O/S	/S	/S			/S
Bahrain										
Egypt	O/S	/S	O/S	/S	O/S	/S	/S			/S
Iran	O/S		O/							
Iraq	O/S	/S	O/		O/S	/S	O/	/S		/S
Israel							/S			/S
Jordan	O/S						O/S			/S
Kuwait	O/S	/S	O/S		O/S		O/S	/S		/S
Lebanon	O/S	/S	O/S				O/S			
Libya	O/S	/S	O/S	/S		/S	/S			/S
Morocco	O/S	/S					/S			
North Yemen	O/S									
Oman							/S			
Qatar							O/S			
Saudi Arabia										
South Yemen	O/S					/S				
Syria	O/S	/S	O/S	/S	O/S	/S	O/S			/S
Tunisia	O/S		O/S	/S		/S				/S
United Arab Emirates	O/S	/S	O/S	/S	O/S	/S	O/S	/S		/S

Table 7
Communist Countries: Airline Offices and Scheduled
Passenger Service, Yearend 1987 (continued)

	Warsaw Pact							Other		
	USSR	Bulgaria	Czechoslovakia	East Germany	Hungary	Poland	Romania	China	Cuba	Yugoslavia
South Asia										
Total	5/5	/1	2/1	/1	/1	/1	/1	1		/1
Afghanistan	O/S									
Bangladesh	O/S									
Bhutan										
India	O/S		O/S		/S	/S				/S
Maldives										
Nepal										
Pakistan	O/S			/S			/S	/S		
Sri Lanka	O/S	/S	O/							
Sub-Saharan Africa										
Total	30/29	/4		/4				/1	1/2	
Angola	O/S			/S					O/S	
Benin	O/S									
Botswana										
Burkina	O/S									
Burundi	O/S									
Cameroon	O/S									
Cape Verde	O/S									
Central African Republic										
Chad	O/									
Comoros										
Congo	O/S			/S						
Djibouti										
Equatorial Guinea	O/S									

Table 7
Communist Countries: Airline Offices and Scheduled
Passenger Service, Yearend 1987 (continued)

	Warsaw Pact							Other		
	USSR	Bulgaria	Czechoslovakia	East Germany	Hungary	Poland	Romania	China	Cuba	Yugoslavia
Sub-Saharan Africa (continued)										
Ethiopia	O/S			/S				/S		
Gabon										
Gambia, The										
Ghana	O/S	/S								
Guinea	O/S									
Guinea-Bissau	O/S								/S	
Ivory Coast										
Kenya	O/S									
Lesotho										
Liberia	O/S									
Madagascar	O/S									
Malawi										
Mali	O/S									
Mauritania	O/S									
Mauritius										
Mozambique	O/S			/S						
Niger										
Nigeria	O/S	/S								
Rwanda	O/S									
Sao Tome and Principe										
Senegal	O/S									
Seychelles	O/S									
Sierra Leone	O/S									
Somalia	O/S									

Table 7
Communist Countries: Airline Offices and Scheduled
Passenger Service, Yearend 1987 (continued)

	Warsaw Pact						Other			
	USSR	Bulgaria	Czechoslovakia	East Germany	Hungary	Poland	Romania	China	Cuba	Yugoslavia
Sub-Saharan Africa (continued)										
South Africa										
Sudan	O/S	/S								
Swaziland										
Tanzania	O/S									
Togo	O/S									
Uganda	O/S									
Zaire										
Zambia	O/S									
Zimbabwe		/S								
Western Europe/North America										
Total	22/22	1/16	18/18	/13	14/16	/16	12/14	1/9	5/6	1/16
Andorra										
Austria	O/S	/S	O/S	/S	O/S	/S	O/S			/S
Belgium	O/S	/S	O/S	/S	O/S	/S	O/S		/S	/S
Canada	O/S		O/S			/S		/S	O/S	/S
Cyprus	O/S	/S	O/S	/S	/S	/S	O/S			
Denmark	O/S	/S	O/S	/S	O/S	/S	O/S			/S
Finland	O/S	/S	O/S	/S	O/S	/S				
France	O/S	/S	O/S	/S	O/S	/S	O/S	/S	O/S	/S
Greece	O/S	/S	O/S	/S	O/S	/S	O/S			/S
Iceland										
Ireland	O/S									
Italy	O/S	/S	O/S	/S	O/S	/S	O/S	/S		/S
Liechtenstein										

Secret

Secret

Table 7
Communist Countries: Airline Offices and Scheduled
Passenger Service, Yearend 1987 (continued)

	Warsaw Pact							Other		
	USSR	Bulgaria	Czechoslovakia	East Germany	Hungary	Poland	Romania	China	Cuba	Yugoslavia
Western Europe/North America (continued)										
Luxembourg	O/S		/S							
Malta	O/S	/S	O/S	/S						/S
Monaco										
Netherlands	O/S	/S	O/S	/S	O/S	/S	O/S			/S
Norway	O/S				O/S					
Portugal	O/S		O/S							
San Marino										
Spain	O/S	/S	O/S		/S		/S		O/S	/S
Sweden	O/S	/S	O/	/S	O/S	/S		/S		/S
Switzerland	O/S	/S	O/S	/S	O/S	/S	O/S	/S	/S	/S
Turkey	O/S	/S		/S	O/S	/S	/S	/S		/S
United Kingdom	O/S	/S	O/S		O/S	/S	O/S	/S	O/S	/S
United States	O/S	O/	O/S		O/	/S	O/S	O/S		O/S
Vatican City										
West Germany	O/S	/S	O/S	/S	/S	/S	O/S	/S	O/	/S

O = Airline Offices.
 S = Scheduled Service.



66

25X1

Table 8
USSR: Maritime Access, Yearend 1987

	Limited Access to Ports				Repair Facilities
	Naval	Fishing	Research	Merchant	
Caribbean/Latin America					
Antigua and Barbuda	N	N		Y	N
Argentina	N	Y	Y	Y	N
Bahamas, The	N	N	N	Y	N
Barbados	N	N	N	Y	N
Belize	N	N	N	N	N
<i>Bolivia</i>	<i>L</i>	<i>L</i>	<i>L</i>	<i>L</i>	<i>L</i>
Brazil	N	N	Y	Y	N
Chile	N	N	N	N	N
Colombia	N	N	Y	Y	N
Costa Rica	N	N	N	Y	N
Cuba	Y	Y	Y	Y	Y
Dominica	N	N	N	Y	N
Dominican Republic	N	N	N	Y	N
Ecuador	N	N	Y	Y	N
El Salvador	N	N	N	Y	
Grenada	N	N	N		N
Guatemala	N	N	N	Y	N
Guyana	N	N	N	Y	N
Haiti	N	N	N	Y	N
Honduras	N	N	N	Y	N
Jamaica	N	N	N	Y	N
Mexico	N	N	Y	Y	N
Nicaragua	Y	Y	Y	Y	N
Panama	N	Y	Y	Y	N
<i>Paraguay</i>	<i>L</i>	<i>L</i>	<i>L</i>	<i>L</i>	<i>L</i>
Peru	N	Y	Y	Y	N
St. Kitts and Nevis	N	N	N	Y	N
St. Lucia	N	N	N	Y	N
St. Vincent and The Grenadines	N	N	N	Y	N
Suriname	N	N	N		N
Trinidad and Tobago	N	N	Y	Y	N
Uruguay	*	N	Y	Y	N
Venezuela	N	N	Y	Y	N
East Asia/Pacific					
Australia	N	N	Y	Y	N
Brunei	N	N	N	N	N
Burma	N	N	N	Y	N
Cambodia	Y	Y	Y	Y	N

Table 8
USSR: Maritime Access, Yearend 1987 (continued)

	Limited Access to Ports				Repair Facilities
	Naval	Fishing	Research	Merchant	
East Asia/Pacific (continued)					
China	N	N	Y	N	N
Fiji	N	N	Y	Y	N
Indonesia	Y	Y	Y	Y	N
Japan	N	N	N	Y	N
Kiribati	N	N	Y	N	N
<i>Laos</i>	<i>L</i>	<i>L</i>	<i>L</i>	<i>L</i>	<i>L</i>
Malaysia	N	Y	N	Y	N
Marshall Islands					
Micronesia, Fed. States of					
<i>Mongolia</i>	<i>L</i>	<i>L</i>	<i>L</i>	<i>L</i>	<i>L</i>
Nauru	N	N	N	Y	N
New Zealand	N	Y	Y	Y	
North Korea	Y	N	N	Y	N
Papua New Guinea	N	N	N	Y	N
Philippines	N	N	N	Y	N
Singapore	*	Y	Y	Y	Y
Solomon Islands	N	N	N		N
South Korea	N	N	N	N	N
Taiwan	N	N	N	Y	N
Thailand	N	N	N	Y	N
Tonga	N	N	N	Y	N
Tuvalu	N	N	N		N
Vanuatu	N	Y	N	Y	N
Vietnam	Y	Y	Y	Y	Y
Western Samoa	N	N	N	Y	N
Eastern Europe					
Albania	N	N	N		N
Bulgaria	Y	Y	Y	Y	Y
<i>Czechoslovakia</i>	<i>L</i>	<i>L</i>	<i>L</i>	<i>L</i>	<i>L</i>
East Germany	Y	Y	Y	Y	Y
<i>Hungary</i>	<i>L</i>	<i>L</i>	<i>L</i>	<i>L</i>	<i>L</i>
Poland	Y	Y	Y	Y	Y
Romania	Y	Y	Y	Y	Y
Yugoslavia	Y	N	Y	Y	Y
Middle East/North Africa					
Algeria	Y	Y	Y	Y	N
Bahrain	N	N	N	Y	N
Egypt	Y	Y	Y	Y	N

Table 8
USSR: Maritime Access, Yearend 1987 (continued)

	Limited Access to Ports				Repair Facilities
	Naval	Fishing	Research	Merchant	
Middle East/North Africa (continued)					
Iran	N	Y	N	Y	N
Iraq	Y	Y	Y	Y	N
Israel	N	N	N	Y	N
Jordan	N	N	N	Y	N
Kuwait	N	N	N	Y	N
Lebanon	N	N	N	Y	N
Libya	Y	N	Y	Y	Y
Morocco	Y	Y	Y	Y	N
North Yemen	Y	Y	Y	Y	N
Oman	N	N	N	Y	N
Qatar	N	N	N	Y	N
Saudi Arabia	N	N	N	Y	N
South Yemen	Y	Y	Y	Y	Y
Syria	Y	N	Y	Y	Y
Tunisia	Y	Y	Y	Y	Y
United Arab Emirates	*	N	N	Y	N
South Asia					
<i>Afghanistan</i>	<i>L</i>	<i>L</i>	<i>L</i>	<i>L</i>	<i>L</i>
Bangladesh	N	Y	Y	Y	N
<i>Bhutan</i>	<i>L</i>	<i>L</i>	<i>L</i>	<i>L</i>	<i>L</i>
India	Y	Y	Y	Y	N
Maldives		Y		Y	
<i>Nepal</i>	<i>L</i>	<i>L</i>	<i>L</i>	<i>L</i>	<i>L</i>
Pakistan	Y	Y	Y	Y	N
Sri Lanka	Y	Y	Y	Y	N
Sub-Saharan Africa					
Angola	Y	Y	Y	Y	Y
Benin	Y	Y	Y	Y	N
<i>Botswana</i>	<i>L</i>	<i>L</i>	<i>L</i>	<i>L</i>	<i>L</i>
<i>Burkina</i>	<i>L</i>	<i>L</i>	<i>L</i>	<i>L</i>	<i>L</i>
<i>Burundi</i>	<i>L</i>	<i>L</i>	<i>L</i>	<i>L</i>	<i>L</i>
Cameroon	N	Y	N	Y	N
Cape Verde	Y	Y	Y	Y	Y
<i>Central African Republic</i>	<i>L</i>	<i>L</i>	<i>L</i>	<i>L</i>	<i>L</i>
<i>Chad</i>	<i>L</i>	<i>L</i>	<i>L</i>	<i>L</i>	<i>L</i>
Comoros	N	N	Y	Y	N
Congo	Y	Y	N	Y	N

Table 8
USSR: Maritime Access, Yearend 1987 (continued)

	Limited Access to Ports				Repair Facilities
	Naval	Fishing	Research	Merchant	
Sub-Saharan Africa (continued)					
Djibouti	Y	N	Y	Y	N
Equatorial Guinea	N	Y	Y	Y	N
Ethiopia	Y	Y	Y	Y	Y
Gabon	N	N	N	Y	N
Gambia, The	N	Y	N	Y	N
Ghana	Y	Y	N	Y	N
Guinea	Y	Y	Y	Y	Y
Guinea-Bissau	Y	Y	Y	Y	N
Ivory Coast	N	N	Y	Y	N
Kenya	N	N	Y	Y	N
<i>Lesotho</i>	<i>L</i>	<i>L</i>	<i>L</i>	<i>L</i>	<i>L</i>
Liberia	N	N	Y	Y	N
Madagascar	N	Y	Y	Y	N
<i>Malawi</i>	<i>L</i>	<i>L</i>	<i>L</i>	<i>L</i>	<i>L</i>
<i>Mali</i>	<i>L</i>	<i>L</i>	<i>L</i>	<i>L</i>	<i>L</i>
Mauritania	N	Y	Y	Y	N
Mauritius	Y	N		Y	
Mozambique	Y	Y	Y	Y	Y
<i>Niger</i>	<i>L</i>	<i>L</i>	<i>L</i>	<i>L</i>	<i>L</i>
Nigeria	Y	N	Y	Y	N
<i>Rwanda</i>	<i>L</i>	<i>L</i>	<i>L</i>	<i>L</i>	<i>L</i>
Sao Tome and Principe	Y	Y	Y	Y	N
Senegal	Y	Y	Y	Y	N
Seychelles	Y	Y	Y	Y	N
Sierra Leone	Y	Y	Y	Y	N
Somalia	N	Y	N	Y	N
South Africa	N	N	N	Y	N
Sudan	*	Y	Y	Y	N
<i>Swaziland</i>	<i>L</i>	<i>L</i>	<i>L</i>	<i>L</i>	<i>L</i>
Tanzania	Y	Y	Y	Y	N
Togo	*	N	Y	Y	N
<i>Uganda</i>	<i>L</i>	<i>L</i>	<i>L</i>	<i>L</i>	<i>L</i>
Zaire	N			Y	N
<i>Zambia</i>	<i>L</i>	<i>L</i>	<i>L</i>	<i>L</i>	<i>L</i>
<i>Zimbabwe</i>	<i>L</i>	<i>L</i>	<i>L</i>	<i>L</i>	<i>L</i>

Table 8
USSR: Maritime Access, Yearend 1987 (continued)

	Limited Access to Ports				Repair Facilities
	Naval	Fishing	Research	Merchant	
Western Europe/North America					
<i>Andorra</i>	L	L	L	L	L
<i>Austria</i>	L	L	L	L	L
Belgium	N	N	Y	Y	N
Canada	N	Y	Y	Y	N
Cyprus	N	N	Y	Y	N
Denmark	Y	N	Y	Y	N
Finland	Y	Y	Y	Y	N
France	Y	N	Y	Y	N
Greece	Y	Y	Y	Y	Y
Iceland	N	N	Y	Y	N
Ireland	*	N	N	Y	N
Italy	Y	N	Y	Y	N
<i>Liechtenstein</i>	L	L	L	L	L
<i>Luxembourg</i>	L	L	L	L	L
Malta	*	Y	Y	Y	N
Monaco	N	N	N		N
Netherlands	*	N	Y	Y	N
Norway	Y	N	Y	Y	N
Portugal	N	Y	N	Y	N
<i>San Marino</i>	L	L	L	L	L
Spain	Y	Y	Y	Y	Y
Sweden	*	N	Y	Y	N
<i>Switzerland</i>	L	L	L	L	L
Turkey	Y	Y	Y	Y	N
United Kingdom	N	N	N	Y	N
United States	N	Y	N	Y	N
<i>Vatican City</i>	L	L	L	L	L
West Germany	N	N	N	Y	N

Y = Vessels have routine access.

N = Vessels do not have routine access.

* = Noncombatant vessels only.

L = Landlocked.

25X1

Page Denied

25X1

25X1

25X1

Next 6 Page(s) In Document Denied

25X1

25X1

Communist Parties

The CPSU handles relations with foreign Communist parties through two departments of the CPSU Central Committee—The Department for Liaison with Communist and Workers' Parties of Socialist Countries and the newly created Commission on International Policy, which has absorbed the former International Department apparatus. By the end of 1987, the CPSU recognized ² 103 Communist parties in 96 countries or geographic areas, which includes 16 ruling parties and 87 nonruling Communist parties. Soviet recognition does not imply, however, that the CPSU and the recognized local party are in ideological agreement—in cases such as China, for example, it merely registers Soviet acknowledgment of the local party's preeminence. [redacted]

25X1

Table 10 lists only those Communist parties recognized by the CPSU, some of the membership numbers represent the membership "claimed" by the party itself and therefore could be inflated. Party names are the English translations. [redacted]

25X1

² As inferred from Zagladin, V. V. and Kiseliv, G. A. (eds.), *Politicheskiye Partii: Spravochnik (Political Parties: Handbook)* (Moscow: Politizdat, 1986). [redacted]

25X1

Table 10
USSR: Local Communist Parties Recognized
by the CPSU, Yearend 1987

	Communist Party Name	Orientation	Membership (number of persons)	Status	Share of Popular Vote (percent)	Date of Election
Caribbean/Latin America						
Argentina	Communist Party of Argentina (PCA)	Soviet	100,000	Legal	5.3	1987
Bolivia	Bolivian Communist Party (PCB)	Soviet	3,000-4,000	Legal	2.2	1985
Brazil	Brazilian Communist Party (PCB)	Soviet	30,000	Legal		
Chile	Chilean Communist Party (PCC)	Soviet	50,000	Illegal		
Colombia	Communist Party of Colombia (PCC)	Soviet	12,000	Legal	1.4	1986
Costa Rica	People's Party of Costa Rica (PPC)	Soviet	4,300	Legal		
	Popular Vanguard Party (PVP)	Soviet	2,300	Legal	3.2	1982
Cuba	Cuban Communist Party (PCC)	Soviet	500,000 claimed	Ruling		
Dominican Republic	Dominican Communist Party (PCD)	Soviet	500-1,000	Legal	0.2	1986
Ecuador	Communist Party of Ecuador (PCE)	Soviet	50,000	Legal	6.0	1986
El Salvador	Communist Party of El Salvador (PCES)	Soviet	1,000	Illegal		
Guadeloupe	Guadeloupe Communist Party (PCG)	Soviet	3,000	Legal		
Guatemala	Guatemalan Labor Party (PGT)	Soviet	500	Illegal		
Guyana	People's Progressive Party (PPP)	Soviet	Under 1,000	Legal	16.8	1985
Haiti	Unified Party of Haitian Communists (PUCH)	Soviet	350	Illegal		
Honduras	Communist Party of Honduras (PCH)	Soviet	200-300	Illegal		
Jamaica	Workers' Party of Jamaica (WPI)	Soviet	Under 1,000	Legal		
Martinique	Martinique Communist Party (PCM)	Soviet	Under 1,000	Legal		
Mexico	Mexican Socialist Party (PMS)	Soviet	60,000-70,000	Legal	3.2	1985
Nicaragua	Nicaraguan Socialist Party (PSN)	Soviet	1,000	Legal	1.0	1984
Panama	People's Party (PDP)	Soviet	20,000	Legal	3.0	1984
Paraguay	Paraguayan Communist Party (PCP)	Soviet	500	Illegal		
Peru	Peruvian Communist Party (PCP-U)	Soviet	5,000	Legal	26.0	1985
Puerto Rico	Puerto Rican Communist Party (PCP)	Soviet	125	Legal		
Uruguay	Communist Party of Uruguay (PCU)	Soviet	50,000	Legal	6.0	1984
Venezuela	Communist Party of Venezuela (PCV)	Soviet	5,000-10,000	Legal	2.0	1983

Table 10
USSR: Local Communist Parties Recognized
by the CPSU, Yearend 1987 (continued)

Communist Party Name	Orientation	Membership (number of persons)	Status	Share of Popular Vote (percent)	Date of Election
East Asia/Pacific					
Australia	Soviet	250-600	Legal	0.0	1987
Socialist Party of Australia (SPA)					
Communist Party of Australia (CPA)	Eurocommunist	800-1,200	Legal	0.3	1987
Burma	Chinese	8,000	Illegal		
Burmese Communist Party (BCP)					
Cambodia	Soviet	7,500	Ruling	99.0	1981
Kampuchean People's Revolutionary Party (KPRP)					
China	Chinese	44,000,000 claimed	Ruling		
Chinese Communist Party (CCP)					
Indonesia	Soviet	1,000-3,000	Illegal		
Indonesian Communist Party (PKI)					
Japan	Eurocommunist	480,000 claimed	Legal	9.5	1986
Japan Communist Party (JCP)					
Laos	Soviet	44,000 claimed	Ruling		
Lao People's Revolutionary Party (LPRP)					
Malaysia	Chinese	1,400	Illegal		
Communist Party of Malaya (CPM)					
Mongolia	Soviet	88,000	Ruling	99.0	1986
Mongolian People's Revolutionary Party (MPRP)					
New Zealand	Soviet	140	Legal		
Socialist Unity Party (SUP)					
Communist Party of New Zealand (CPNZ)	Albanian	40	Legal		
North Korea	Independent	2,000,000 claimed	Ruling	100.0	1986
Korean Workers' Party (KWP)					
Philippines	Soviet	8,000	Legal		
Philippine Communist Party (PKP)					
Thailand	Chinese	400-500	Illegal		
Communist Party of Thailand (CPT)					
Vietnam	Soviet	1,750,000	Ruling	98.8	1987
Vietnamese Communist Party (VCP)					
Eastern Europe					
Albania	Albanian	123,000 claimed	Ruling	99.9	1987
Party of Labor of Albania (APL)					
Bulgaria	Soviet	912,000 claimed	Ruling	99.9	1986
Bulgarian Communist Party (BCP)					
Czechoslovakia	Soviet	1,650,000 claimed	Ruling	99.0	1981
Communist Party of Czechoslovakia (KSC)					
East Germany	Soviet	2,195,000	Ruling	99.9	1986
Socialist Unity Party of Germany (SED)					
Hungary	Soviet	871,000	Ruling	98.9	1985
Hungarian Socialist Workers' Party (MSZMP)					
Poland	Soviet	2,129,000	Ruling	78.8	1985
Polish United Workers' Party (PZPR)					

SECRET

Table 10
USSR: Local Communist Parties Recognized
by the CPSU, Yearend 1987 (continued)

Communist Party Name	Orientation	Membership (number of persons)	Status	Share of Popular Vote (percent)	Date of Election
Eastern Europe (continued)					
Romanian Communist Party (PCR)	Independent	3,500,000	Ruling	97.8	1984
League of Communists of Yugoslavia (SKJ)	Independent	2,189,000	Ruling		
Middle East/North Africa					
Algeria					
Socialist Vanguard Party (PAGS)	Soviet	450	Illegal		
Egypt					
Egyptian Communist Party (ECP)	Soviet	500	Illegal		
Iran					
Tudeh Party	Soviet	1,000-2,000	Illegal		
Iraq					
Iraqi Communist Party (ICP)	Soviet	2,000	Illegal		
Israel					
Communist Party of Israel (RAKAH)	Soviet	5,000	Legal	3.4	1984
Jordan					
Jordanian Communist Party (CPJ)	Soviet	1,000	Illegal	13.0	1956
Lebanon					
Lebanese Communist Party (LCP)	Soviet	7,000	Legal		
Morocco					
Party of Progress and Socialism (PPS)	Nationalist	2,000-5,000	Legal	2.3	
PLO					
Palestine Communist Party (PCP)	Soviet	200			
Saudi Arabia					
Communist Party of Saudi Arabia (CPSA)	Soviet	50	Illegal		
Syria					
Syrian Communist Party (SCP)	Soviet	5,000	Legal	0.8	1986
Tunisia					
Tunisian Communist Party (PCT)	Soviet	500	Legal		
South Asia					
Bangladesh					
Communist Party of Bangladesh (CPB)	Soviet	48,000	Legal		
India					
Communist Party of India (CPI)	Soviet	445,000	Legal	2.7	1984
Communist Party of India (Marxist) (CPM)	Soviet	300,000	Legal	6.0	1984
Nepal					
Communist Party of Nepal (CPN)	Soviet	1,250	Illegal		
Pakistan					
Communist Party of Pakistan (CPP)	Soviet	2,000	Illegal		
Sri Lanka					
Communist Party of Sri Lanka (CPSL)	Soviet	10,000	Legal		
Sub-Saharan Africa					
Lesotho					
Communist Party of Lesotho (CPL)	Soviet		Illegal		
Nigeria					
Socialist Working People's Party (SWPP)	Soviet		Illegal		
Reunion					
Reunion Communist Party (PCR)	Soviet	2,000	Legal	29.2	1986
Senegal					
Independence and Labor Party (PIT)	Soviet	4,000-5,000	Legal	0.5	1983

Secret

Table 10
USSR: Local Communist Parties Recognized
by the CPSU, Yearend 1987 (continued)

	Communist Party Name	Orientation	Membership (number of persons)	Status	Share of Popular Vote (percent)	Date of Election
Sub-Saharan Africa (continued)						
South Africa	South African Communist Party (SACP)	Soviet		Illegal		
Sudan	Sudanese Communist Party (SCP)	Soviet	10,000	Legal	1.7	1986
Western Europe/North America						
Austria	Communist Party of Austria (KPO)	Soviet	15,000	Legal	0.7	1986
Belgium	Communist Party of Belgium (PCB/KPB)	Eurocommunist	5,000	Legal	0.8	1987
Canada	Communist Party of Canada (CPC)	Soviet	3,000	Legal	0.1	1984
Cyprus	Progressive Party of the Working People (AKEL)	Soviet	24,000	Legal	27.4	1985
Denmark	Communist Party of Denmark (DJP)	Soviet	7,000	Legal	0.9	1987
Finland	Finnish Communist Party (SKP)	Soviet	21,000	Legal	9.4	1987
France	French Communist Party (PCF)	Soviet	610,000	Legal	9.8	1986
Greece	Communist Party of Greece (KKE)	Soviet	42,000	Legal	9.9	1985
	Greek Left Party (EAR)	Eurocommunist	4,000	Legal	1.8 ^a	1985
Iceland ^b	People's Alliance (PA)	Independent	3,000	Legal	13.2	1987
Ireland	Communist Party of Ireland (CPI)	Soviet	500	Legal		
Italy	Italian Communist Party (PCI)	Eurocommunist	1,500,000 claimed	Legal	26.6	1987
Luxembourg	Communist Party of Luxembourg (CPL)	Soviet	600	Legal	4.9	1984
Malta	Communist Party of Malta (CPM)	Soviet	175	Legal		
Netherlands	Communist Party of the Netherlands (CPN)	Eurocommunist	8,000	Legal	1.8	1982
Norway	Norwegian Communist Party (NKP)	Soviet	2,000-5,000	Legal	0.2	1985
Portugal	Portuguese Communist Party (PCP)	Soviet	190,000	Legal	12.0	1987
San Marino	Communist Party of San Marino (PCS)	Eurocommunist	300	Legal	24.3	1983
Spain	Communist Party of The Spanish Peoples (PCPE)	Soviet	25,000	Legal		1986
	Spanish Communist Party (PCE)	Eurocommunist	66,000 claimed	Legal	4.6	1986

Secret

Table 10
USSR: Local Communist Parties Recognized
by the CPSU, Yearend 1987 (continued)

	Communist Party Name	Orientation	Membership (number of persons)	Status	Share of Popular Vote (percent)	Date of Election
Western Europe/North America (continued)						
Sweden	Communist Workers' Party (APK)	Soviet	5,000 claimed	Legal	0.1	1982
	Left Party-Communists (VPK)	Eurocommunist	17,500 claimed	Legal	5.4	1985
Switzerland	Swiss Labor Party (Workers' Party) (PdAS)	Soviet	4,500	Legal	0.9	1983
Turkey	Turkish Communist Party (TKP)	Soviet	500	Illegal		
United Kingdom	New Communist Party of Britain (NCPB)	Soviet	500	Legal		
	Communist Party of Great Britain (CPGB)	Eurocommunist	12,000	Legal	0.1	1987
United States	Communist Party of USA (CPUSA)	Soviet	10,000-20,000	Legal	0.0	1984
West Germany	Communist Party of Germany (DKP)	Soviet	40,000	Legal	0.5	1987
	Socialist Unity Party of West Berlin (SEW)	Soviet	4,500	Legal	0.6	1985

^a Vote was received by EAR's precursor party, Communist Party of Greece-Interior.

^b Leftist party apparently considered a Communist party by the CPSU.



25X1

Reverse Blank

87

Secret

Secret

Secret