


SEMIANNUAL INDEX CUMULATION  
Covering Supplement Numbers  
Current as of January 1, 1975

**7-12**

**Index**  
Book 2 of 2



A comprehensive guide and index to the  
statistical publications of the U.S. Government

**American  
Statistics Index  
1974**

Congressional Information Service, Inc.  
Washington, D.C.



# American Statistics Index 1974

## Staff

*Editor in Chief* James E. Ewing

*Editorial Director* Richard T. Ewing

*Executive Editor* Susan J. Jover

*Senior Editors* Daniel D. Elasky, Jr., Marie A. Fredell

*Abstracting and Indexing Staff* Glenn B. Dana, K. Bruce Derryberry, August A. Imholtz, Eva Mackin, Kathryn Mas, Colyn L. Phillips, Marc A. Reardon, Joan M. Sherry, Guy Wilson

*Acquisitions Editors* Joan K. Leavitt (Chief), Louise F. Bennett, Mary L. Scheltzema, Wanda Veraska

*Data Input* Jocelyn Fisher, Carolyn Hook, Stephanie Passman, Flora J. Reff, Carolyn Stanfield

*Documents Control* Claire Goldman

*Librarian* Hennie R. Schneider

*Production Coordinator* Dorothy W. Rogers

*Proofreading Staff* Katharina C. Wendel, Esther R. Aikens, Jacquelyn R. Ewing, Patricia C. Johnson, Nancy Kennedy

*Advertising, Publicity, and Promotion Director* Howard Goldstein

*Controller* Robert H. Zehner

*Library Services Manager* George A. Pughe

*Micropublishing Production Manager* Michael E. McGrath

*Micropublishing Projects Director* Jeffrey Haynan

*Office Manager* Jane W. Woolfitt

*Order Fulfillment* Susan W. Cox

*Publicity/Promotion Associate* Kelly Green

*Sales Manager* Robert Howells

*Sales Representatives* John Bail, Kenneth Boyd, Dennis Gunnarson, Richard A. Haskell, Dorothy W. Ott, Charles Weyll

*Staff Assistants* Susan Andrews, Barbara Bader, Irene K. Berman, Susan Butler, Luisa Coll-Pardo, Kathleen Henry, Dorcas Houser, Esther Lyerly, Rita Lombardo, Donna Smith, Amy Spemak, Mary Patricia Sumner

## Editorial Advisory Board

Hon. Richard Bolling  
Representative from Missouri

Edward DiRoma  
New York Public Library

William Kingsley  
Institute for Life Insurance

John W. Lehman  
Washington, D.C.

Robert R. Nathan  
Robert R. Nathan Associates

Conrad Taeuber  
Washington, D.C.

## Special Consultants

Ruth Fine  
Washington, D.C.

Morris B. Ullman  
Bethesda, Md.

**Congressional Information Service, Inc.**  
600 Montgomery Building  
Washington, D.C. 20014  
301 - 654-8595

A privately organized reference service

This ASI Supplement has been compiled and composed with the aid of SAMANTHA<sup>™</sup> an electronic data processing technique developed by Information and Publishing Systems, Inc., Chevy Chase, Md.

© 1974 by Congressional Information Service, Inc. All rights reserved.

# ASI CONTENTS

## Index

SEMIANNUAL INDEX CUMULATION  
Covering Supplement Numbers 7-12  
Current as of January 1, 1975

(There are 2 Index volumes; designated:  
1 of 2, and 2 of 2)

### INDEX BOOK 1 of 2

How to Use the ASI Supplements	iii
Index by Subjects and Names	1-152

### INDEX BOOK 2 of 2

Index by Subjects and Names	153-241
Index by Categories	243
Index by Titles	269
Index by Agency Report Numbers	297

## Abstracts

Supplement Number 12  
Current as of January 1, 1975

(There are 2 Abstracts volumes; designated:  
1 of 2, and 2 of 2)

### ABSTRACTS BOOK 1 of 2

Issue Notes	iii
Periodicals Received and Reviewed	iv
How to Use the ASI Supplements	xii
Sample Abstracts	xiii
Acronyms, Abbreviations, and Symbols	xvi
Issuing Agencies	xviii
Abstracts of Statistical Publications 102-1 through 5144-4.2	1-72

### ABSTRACTS BOOK 2 of 2

Abstracts of Statistical Publications 5508-16 through 26108-152	73-151
--	--------

**Motor transportation**

see Automobiles  
 see Motor bus lines  
 see Motorcycles and bicycles  
 see Taxicabs  
 see Traffic accidents and safety  
 see Trucks and trucking industry

**Motor vehicle industry**

Auto emission reduction costs under alternate technologies, standards, and timing, 1974 analysis, (11) 25648-16.4  
 Brazil industrial production and imports, equipment and machinery needs, and US export sales opportunities, by industry sector, 1974 rpt, (11) 2028-5  
 Canada-US automotive trade, production, sales, prices, and employment, 1965-73, annual rpt, (12) 25364-1  
 Concentration and growth of auto industry, history 1900-1972, and reorganization proposal, 1974 analysis, (12) 25528-21  
 County Business Patterns: employees, payrolls, and establishments by detailed industry, State, county, and SMSA, 1973, annual rpts series, (7)(10)(11) 2326-6  
 Energy consumption and costs, by type of fuel or electricity, for 11 industries, 1958-71, (11) 9108-43  
 Exports and imports of US, by detailed SIC commodity and world area of origin/destination, 1973, annual rpt, (12) 2424-6  
 Exports of US, detailed commodity by country and world area of destination, 1973, annual rpts, (7) 2424-5  
 Foreign and US production and registration, by world area and country, 1971-73, annual rpt, (7) 2044-4  
 Imports of US, detailed commodity weights and values, by country and world area of origin, 1973, annual rpt, (11)(12) 2424-2  
 Imports of US, detailed commodity weights and values, by country of origin, monthly rpt, (11) 2422-2  
 Injuries and illnesses in private nonfarm industries, by detailed industry, 1972, annual rpt, (10) 6844-1  
 Internal combustion engine production, 1973, Current Industrial Rpt, annual, (11) 2506-2.80  
 Manufacturers recall campaigns for defective motor vehicles and equipment, quarterly rpt, (10) 7762-2  
 Mergers and acquisitions, economic characteristics of companies involved, by industry, 1967-71, (12) 2326-2.4  
 Occupational composition, motor vehicles and motor vehicles equipment industry, June 1971, (10) 6746-4.2  
 Production and marketing outlook, by industry, trends 1967-74 and projected 1975-80, annual rpt, (11) 2044-1  
 Productivity, employee output, man-hours, and employment indexes, 1974 annual rpt, (7) 6824-1.3  
 Projected population, income, employment, and production (series E projections); for US, water resources regions, and States, 1980-2020 with selected historical comparisons, (11) 17708-4  
 Retail trade establishments employment, sales, and payroll, final State rpts, 1972 census, (7)(10)(11)(12) 2397-1

Retail trade establishments, employment, sales, and payrolls general data, preliminary State rpts, 1972 census, (7) 2395-1  
 Travel trailers and campers industry establishments, employment, production, and specialization, final industry rpt, 1972 Census of Manufactures, (12) 2493-1.75  
 Wholesale trade establishments, employment, sales, and payroll and expenses, final State rpts, 1972 census, (7)(10)(11)(12) 2405-1  
 Wholesale trade establishments, employment, sales, and payrolls general data, preliminary State rpts, 1972 census, (7) 2403-1  
 see also Automobile repair  
 see also Automobiles  
 see also Motorcycles and bicycles  
 see also Rubber and rubber industry  
 see also Trucks and trucking industry

**Motor vehicle safety**  
 see Automobile safety devices  
 see Traffic accidents and safety

**Motorcycles and bicycles**  
 Bicycle injuries analysis, FY73, (11) 9166-3.1  
 Bicycle safety, laws, and pathway planning, May 1973 conf proceedings, (7) 7308-25  
 Bikeways, 1974 survey rpt, (12) 7558-16  
 County Business Patterns: employees, payrolls, and establishments by detailed industry, State, county, and SMSA, 1973, annual rpts series, (7)(10)(11) 2326-6  
 Deaths and death rates for autos, motorcycles, bicycles, and pedestrians, 1950-73; registrations, by vehicle model year, 1962-73; drivers licenses in force, 1950-73, (10) 7764-1  
 Exports and imports of US, by detailed SIC commodity and world area of origin/destination, 1973, annual rpt, (12) 2424-6  
 Exports of US, detailed commodity by country and world area of destination, 1973, annual rpts, (7) 2424-5  
 Imports of US, detailed commodity weights and values, by country and world area of origin, 1973, annual rpt, (11)(12) 2424-2  
 Imports of US, detailed commodity weights and values, by country of origin, monthly rpt, (11) 2422-2  
 Industries establishments, employment, production, and specialization, final industry rpt, 1972 Census of Manufactures, (12) 2493-1.75  
 Manufacturers recall campaigns for defective motor vehicles and equipment, quarterly rpt, (10) 7762-2  
 Minibikes, injury analysis, 1973, (12) 9166-3.13  
 Registrations of motor vehicles, by SMSA, 1973, (11) 7558-2  
 Registrations of motor vehicles, 1973-74, annual rpt, (7) 7554-12  
 Retail trade establishments employment, sales, and payroll, final State rpts, 1972 census, (7)(10)(11)(12) 2397-1

**Motors**  
 see Electrical machinery and equipment  
 see Motor vehicle industry

**Mound Bayou, Miss.**

Social and Health Indicators System feasibility studies: Phoenix, Ariz and Mound Bayou, Miss, census use study series, (12) 2306-5

**Mountain-Plains States**

see Western States

**Movie industry**

see Motion pictures

**Moylan, Maurice P.**

"Employment in the Atomic Energy Field, 1973", (7) 6722-1.362

**Mozambique**

Economic trends in income, production, employment, prices, and foreign trade, 1974 annual rpt, (7) 2026-3.60  
 Exports of US, detailed commodity by country and world area of destination, 1973, annual rpts, (7) 2424-5  
 Imports of US, detailed commodity weights and values, by country and world area of origin, 1973, annual rpt, (11)(12) 2424-2  
 Mineral industry country review: policies, production, and trade, by commodity, 1972 Minerals Yearbook preprint, (12) 5604-17.2

**Mullineaux, Donald J.**

"Inflation Insurance: An 'Escalator Clause' for Securities", (10) 9387-6

**Multinational corporations**

Financial structure of US firms foreign affiliates and impact of Foreign Direct Investment Program, 1966-71, (10) 2078-3  
 Foreign direct investment by US, 1973, annual Survey of Current Business article, (11) 2702-1.341  
 Foreign direct investors in US-located manufacturing and petroleum companies, listing as of Mar 1974, (12) 2028-7  
 General data, Statistical Abstract of US, 1974 annual rpt, (11) 2324-1  
 Intl economics current research, annotated bibl, quarterly rpt, (12) 2012-3  
 Mergers and acquisitions involving US firms, 1973, (12) 9404-3.4  
 Oil companies Middle East affiliates, ownership by US companies, percent by company, 1973, (7) 25408-10.4  
 Property, plant, and equipment expenditures by foreign affiliates of US corporations, projected 1974-75 and revised estimates 1967-73, semiannual Survey of Current Business article, (10) 2702-1.338  
 Sales of US multinatl firms foreign affiliates, 1966-72, Survey of Current Business article, (11) 2702-1.342

**Mundorff, James C.**

"Fluvial Sediment in Kiowa Creek Basin Colorado", (10) 5666-5.1, (10) 5666-5.2  
 "Sedimentation in Brownell Creek Subwatershed No. 1 Nebraska", (10) 5666-5.4

**Municipal bonds**

North Central States, holdings of 31 banks in Fed Reserve 4th District, by city, June 1974, semiannual rpt, (7) 9377-3  
 State and local govt debt, 1972 and selected historical data, biennial rpt, (7) 10044-1.8

- Municipal government**  
*see* Local government
- Municipal government wage surveys**  
 Chicago, June 1974, (7) 6956-6.6  
 Columbus, Apr 1974, (7) 6956-6.5  
 Indianapolis, Apr 1974, (10) 6956-6.7  
 Jacksonville, Dec 1973, (10) 6946-1.24  
 Memphis, Nov 1973, (11) 6946-1.25  
 Miami, May 1973, (12) 6946-1.26
- Municipal taxation**  
*see* State and local taxes
- Municipal transportation**  
*see* Urban transportation
- Munnel, Alicia**  
 "Taxation of Capital Gains: Inflation and Other Problems", (7) 9373-1.305
- Munro, Hamish N.**  
 "Impact of Nutritional Research on Human Health and Survival", (10) 25588-11
- Murder**  
*see* Homicide
- Musculoskeletal diseases**  
 Arthritis prevalence, characteristics, and effects, 1966 rpt, (10) 4008-10  
 Chronic prevalence and impact, 1969 Health Interview Survey, (11) 4147-10.92  
 Crippled children's services, demographic characteristics and detailed diagnoses, by State, FY72, (10) 4286-1.8  
 Deaths and death rates, by cause, 1971 US Vital Statistics advance rpt, (11) 4146-5.15  
 Deaths, geographic detail including each town of 10,000 or more, by State and outlying area, US Vital Statistics annual rpt, (11) 4144-3  
 Vocationally rehabilitated persons socioeconomic characteristics and disabling condition, FY74 preliminary rpt, (11) 4924-1  
*see also* Orthopedic impairments  
*see also* Podiatry
- Museums**  
 Adult education programs in community organizations: enrollment, staff, and demographic characteristics of participants, 1972 survey, (11) 4648-10  
 County Business Patterns: employees, payrolls, and establishments by detailed industry, State, county, and SMSA, 1973, annual rpts series, (7)(10)(11) 2326-6  
*see also* Smithsonian Institution
- Musgrave, John C.**  
 "Alternative Measures of Price Change for GNP, 1971-74", (7) 2702-1.328  
 "New Estimates of Residential Capital in the U.S., 1925-73", (11) 2702-1.347
- Mushkin, Selma J.**  
 "Proposal for a 'SIR' Adjusted Index of Educational Competence, Aug. 1973", (7) 4668-4
- Music**  
 Brass musical instruments, imports and tariff reductions effect on domestic industry, Tariff Commission investigations under 1962 Trade Expansion Act; production, trade, price, and domestic industry employment and profit/loss data, Jan 1973, (10) 9886-3.25  
 County Business Patterns: employees, payrolls, and establishments of the musical instrument industry, by State, county, and SMSA, 1973 annual rpts, (7)(10)(11) 2326-6  
 Educational progress, natl assessment survey, social studies and music, 1971-72, (10) 4516-3  
 Exports and imports of US, musical instruments, by detailed SIC commodity and world area, 1973, annual rpts, (12) 2424-6  
 Exports of musical instruments and accessories, by country of destination, 1973 annual rpts, (7) 2424-5  
 Imports of US, detailed commodity weights and values, by country and world area of origin, 1973, annual rpt, (11)(12) 2424-2  
 Imports to US of instruments, sheet music, and recordings, by country of origin, monthly rpt, (11) 2422-2  
 Mergers and acquisitions, economic characteristics of musical instrument companies involved, 1967-71, (12) 2326-2.4  
 Music stores, employment, sales, and payroll, final State rpts, 1972 Census of Retail Trade, (7)(10)(11)(12) 2397-1  
 Musical instruments industry establishments, employment, production, and specialization, final industry rpt, 1972 Census of Manufactures, (11) 2493-1.79  
 Musical organizations and establishments employment, receipts, and payroll, final State rpts, 1972 Census of Selected Service Industries, (7)(10)(11)(12) 2391-1  
 Occupational composition, musical instruments and miscellaneous manufactures industries, June 1971, (12) 6746-4.105  
 Opera grants, Natl Endowment for Arts, FY75, (10) 9568-7  
 Pianos, imports and tariff reductions effect on domestic industry, Tariff Commission investigations under 1962 Trade Expansion Act; production, trade, price, and domestic industry employment and profit/loss data, Dec 1969, (10) 9886-3.14  
 Symphony orchestra grants, Natl Endowment for Arts, FY75, (10) 9568-8
- Muskegon, Mich.**  
 Occupational wage survey, 94 SMSA's, 1973-74, individual SMSA annual rpts, (10) 6785-2.16
- Mutual savings banks**  
 Assets and liabilities, commercial and mutual savings banks, Dec 1973, semiannual rpt, (7) 9292-1  
 Assets, liabilities, and income of all and FDIC-insured banks, 1973, annual rpt, (10) 9294-1  
 Banking industry and related subjects, FDIC staff research studies, series, (7) 9296-2  
 Mortgages, conventional home, interest rates and terms, by type of lender, monthly rpt, (12) 9312-2  
 Taxation of savings and loan assns compared to other financial instns under current and proposed laws, 1972-73, analyses, (12) 25248-16
- Mycoses**  
*see* Infective and parasitic diseases
- Myers, George C.**  
 "Migration and the Labor Force", (7) 6722-1.359
- Myers, Paul F.**  
 "Population and Labor Force in Eastern Europe: 1950-1996", (7) 23848-28.2
- Myles, George C.**  
 "Canada's '74 Farm Export Value Trending Down", (7) 1922-2.330  
 "New Canadian Incentives Aimed at Strengthening Wool Industry", (10) 1922-2.341
- Nagata, Ernest A.**  
 "Econometric Analysis of the Mobile Home Credit Market", (11) 15598-2.13  
 "Econometric Analysis of the New Automobile Credit Market", (11) 15598-2.10  
 "Econometric Analysis of the Other Consumer Goods Credit Market", (11) 15598-2.12  
 "Preliminary Model Specifications for the Mobile Home Credit Markets", (11) 15598-2.13
- Naive, James J.**  
 "Outlook for Feed", (12) 25164-1.3  
 "Outlook" for Rice", (12) 25164-1.3
- Nakatsu, Lorry M.**  
 "Japanese Tuna Industry", (10) 2166-10.11
- Nakayama, Toshiko**  
 "CPI Rises at Annual Rate of 10.9 Percent in Second Quarter of 1974", (7) 6722-1.363  
 "Prices in the Third Quarter of 1974", (12) 6722-1.379
- Narcotics**  
*see* Drug abuse and treatment  
*see* Drug and narcotics traffic  
*see* Drugs
- NASA**  
*see* National Aeronautics and Space Administration
- Nasaka, Yoshio**  
 "Japanese Tuna Industry", (10) 2166-10.11
- Nashua, N.H.**  
 Retail trade establishments in major retail centers of SMSA's: number, sales, employment, payrolls, by kind of business, 1972 census series, (11) 2401-1.30
- Nashville, Tenn.**  
 Housing supply and demand, HUD local office rpt, Apr 1974, (11) 5146-3.14  
 Migration status of population, by age, sex, color, and school years completed, 1960, (7) 9108-28
- Nassau County, N.Y.**  
 Occupational wage survey, 94 SMSA's, 1973-74, individual SMSA annual rpts, (7) 6785-2.14
- National Academy of Engineering**  
 Auto emissions and air pollution: relationships, measurement, health effects, and control costs and benefits, 1974, (11) 25648-16
- National Academy of Sciences**  
 Auto emissions and air pollution: relationships, measurement, health effects, and control costs and benefits, 1974, (11) 25648-16

**National Advisory Commission on Multiple Sclerosis**  
 Multiple sclerosis, additional research funding needs, FY75-77, (7) 4438-1

**National Advisory Council on Extension and Continuing Education**  
 Continuing education, Fed support, annual rpt, 1974, (11) 15214-1

**National Aeronautics and Space Administration**  
 Accidents and injuries: types, causes, frequency, severity, and costs, 1973 annual rpt, (11) 9504-4  
 Contract awards, by contract and contractor characteristics, July-Dec, 1973, annual rpt, (7) 9504-8  
 Contractors and value of awards, top 100, July-Dec 1973, semiannual rpt, (7) 9502-5  
 Data banks maintained by Fed depts and agencies, info collected and access, Senate Judiciary Committee survey, 1970-74, (11) 25528-20.6  
 Employee characteristics, personnel actions, and benefits, FY74, annual rpt, (12) 9504-1  
 Employee training, Fed Govt civilian, 31 agencies, US Civil Service Commission annual rpt, FY73, (7) 9844-12.2  
 Employees and pay structure, Fed Govt civilian, by dept and agency, 1973, annual rpt, (12) 9844-6  
 Employees, Fed Govt civilian, by geographic location, dept and agency, and pay system, 1972, annual rpt, (11) 9844-8  
 Laboratories operated by or for Fed Govt: costs, space and equipment, personnel, and utilization, June 30, 1972, inventory, (7) 21188-1  
 Noise level ratings description, instruments, calculating methods, and standards, 1974 rpt, (11) 9508-10  
 Nutrition research projects, Fed sponsored, May 1973 directory, (10) 25588-11  
 Project schedules and technical descriptions, NASA press release series, (12) 9506-2  
 R&D and science-related support by Fed Govt to colleges and universities, and selected nonprofit instns, FY72, annual rpt, (7) 9624-4  
 R&D industry funds and employment of scientists and engineers, 1963-72, annual rpt, (12) 9624-8.7  
 Rural areas services and outlays by Fed Govt, metro and nonmetro counties, FY72, annual rpt, (11) 1594-3  
 Scientific and technical personnel in Fed Govt, by field of science, agency, and sex, 1973, NSF highlights, (10) 9626-2.44  
 Space shuttle cost analysis and payload models, 1980-91, NASA study, (7) 9506-1  
 Space shuttle program uses, costs, and operational capabilities, Oct 1974 NASA summary fact sheet, (10) 9508-9  
 Technical, financial, and manpower data on NASA programs; and Soviet space effort, June 1974, NASA semiannual rpt, (12) 9502-1  
 Union recognitions, agreements, and membership, Fed employees, Nov 1973, annual rpt, (7) 9844-14  
 World astronautics and aeronautics events, comprehensive annual chronology, 1972, (11) 9504-2

**National Assessment of Educational Progress**  
 Educational outcomes, relationship to background variables, review of the literature, 1974 rpt, (10) 4518-3  
 Literature and reading surveys, 1970-71, (10) 4516-2  
 Methods, Dec 1974 annual rpt, (12) 4514-1  
 Objectives, by subject area, narrative rpt series, (10) 4518-1  
 Social studies survey, 1971-72, (10) 4516-3

**National Bureau of Standards**  
 Automatic data recording, processing, and transfer of info, Fed Govt standards, series, (7) 2216-2  
 Clinical laboratories capabilities, effect of CDC proficiency testing program, 1969-71 survey, (7) 2218-17  
 Clinical laboratories capabilities in clinical chemistry, hematology, and microbiology, proficiency test assessment, 1971 survey, (7) 2218-16  
 Computers, telecommunication cost estimates for value added computer networks, 1974 rpt, (11) 2218-19  
 Energy conservation program for industries, handbook for implementing, (7) 2218-18  
 Publications, 1973 annual catalog, (11) 2214-1

**National Cancer Act**  
 Cancer research grants, treatment, and mortality, selected years mostly FY72-74, 1974 hearings, (12) 21508-24

**National Cancer Institute**  
 Cancer centers, geographic distribution, activities, and Fed financial support, FY72-73; cancer deaths by specific cause and State, 1968, (11) 4478-33  
 Cancer incidence rates by site of disease, sex, race, and age, 1969-71 survey, (10) 4476-2  
 Cancer natl program, annual progress rpt and 5 year plan, FY74-75, (11) 4434-6  
 Cancer natl program objectives, research, recommendations, and projected manpower, facilities, and funding requirements, FY74-78, (7) 4436-1  
 Cancer patient payments to hospitals in 6 SMSA's, 1969-72 3d National Cancer Survey preliminary rpt, (10) 4478-32  
 Cancer research grants, treatment, and mortality, selected years mostly FY72-74, 1974 hearings, (12) 21508-24  
 Microbiological lab personnel health hazards in oncogenic virus research, 1969 rpt, (10) 4478-30  
 Programs, organization, and budget, 1974, (11) 4474-13

**National Capital Housing Authority**  
 Union recognitions, agreements, and membership, Fed employees, Nov 1973, annual rpt, (7) 9844-14

**National Center for Educational Statistics**  
 Adult education programs in community organizations: enrollment, staff, and demographic characteristics of participants, 1972 survey, (11) 4648-10  
 Adult educational enrollment, instructional staff, and programs in public school systems, 1968-69 and 1969-70, (11) 4648-9  
 Advance statistics on education, series, (11) 4566-1

Educational Technology General  
 Information System, proposed objectives and data collection procedures, 1974 methodological rpt, (7) 4658-5

Educational test scores adjusted for demographic and socioeconomic differences in groups tested, 1974 methodological rpt, (7) 4668-4

Elementary and secondary local public school finances: receipts by source, expenditures by type, and Fed funds by program, natl totals and individual school systems, 1969-70, (10) 4584-4

Elementary and secondary public school staff and pupil services available, selected pupil/staff ratios, 1970 survey, (7) 4588-25

Elementary and secondary public schools statistics, 1973 annual rpt, (7) 4584-5

Higher education enrollment, fall 1974, preliminary annual rpt, (12) 4604-5

Higher education instns financial statistics, current funds revenues and expenditures, FY71-72, annual rpt, (7) 4604-10

Higher education instns, physical facilities inventory, fall 1970, (11) 4604-7

Higher education student enrollment, by State and instn, fall 1972, annual rpt, (11) 4604-6

Library statistics natl inventory, reporting practices, 1971-72 study, (7) 4628-4

Post-secondary education and employment of 1972 high school seniors, natl longitudinal study, (11) 4586-1

Preprimary enrollment, by socioeconomic characteristics, Oct 1973, annual rpt, (7) 2546-1.268

Projects, products, and services, 1974 annual rpt, (12) 4564-3

Public school expenditures, financial support inequalities by State, 1969-70, with selected decennial comparisons since 1939-40, (11) 4568-7

Radio (public broadcasting) license holders and stations: financial, employment, and broadcast data, FY72, annual rpt, (7) 4654-1

Reading achievement tests, equivalence and norms tables, Anchor Test Study, 1972-73, (7) 4568-6

Selected statistical notes and charts on education, 1973, (11) 4568-8

State educational records and rpts, accounting and terminology handbook series, (7) 4666-1

TV (public broadcasting) license holders and stations: financial, employment, broadcast, and production data, FY72, annual rpt, (7) 4654-2

Vocational education students, teachers, and classes, detailed characteristics, 1972, (7) 4648-4

**National Center for Family Planning Services**  
*see* Bureau of Community Health Services

**National Center for Health Statistics**  
 Deaths, geographic detail including each town of 10,000 or more, by State and outlying area, US Vital Statistics annual rpt, (11) 4144-3  
 Documents and committee rpts, Vital and Health Statistics series, (10) 4147-4  
 Health Examination Survey: youth and children medical and physical data, 1963-70, Vital and Health Statistics series, (10) 4147-11

- Health manpower and facilities resources, 1965-70, Vital and Health Statistics series, (10) 4147-14
- Hospital utilization and patient characteristics, 1964-71, Vital and Health Statistics series, (10) 4147-13
- Hospitals, beds and patients, by State, county, and SMSA, 1971, biennial rpt, (7) 4144-8
- Natl Committee on Vital and Health Statistics, FY74 annual rpt, (12) 4164-1
- Nursing and personal care homes, beds, and residents, by State, county, and SMSA, 1971, biennial rpt, (7) 4144-9
- Public Health Conference on Records and Statistics, biennial meeting proceedings, June 1972, (11) 4164-2
- Vital and Health Statistics series, data evaluation and methods research, (7) 4147-2
- Vital and Health Statistics series, Health Interview Survey: current health status estimates, series, (11)(12) 4147-10
- Vital and health statistics, summary historical data, through 1970, (7) 4148-4
- Vital statistics, 1974 supplements to monthly rpts, (10)(11) 4146-5
- National Center for Social Statistics**  
AFDC recipient characteristics, 1973 study series, (11) 4826-1
- Medicaid recipients and medical vendor payments, by State and region, monthly rpt, (10) 4822-5
- Medicaid recipients characteristics and use of selected medical service, FY72, annual rpt supplement, (11) 4824-6
- Public assistance applications, cases approved and discontinued, reasons for disapproval or discontinuation, by State and outlying area, quarterly rpt, (12) 4822-12
- Public assistance cases involving questions of fraud, disposition, by State, FY73, annual rpt, (7) 4824-13
- Public welfare, State agency staff dev activities and expenditures, FY73, annual rpt, (7) 4824-12
- National Clearinghouse for Smoking and Health**  
Smoking and health, on-going research projects abstracts, 1974 annual rpt, (7) 4214-3
- Smoking trends of teenagers, 1968-74 surveys, summary rpt, (12) 4218-2
- National Commission on Consumer Finance**  
Technical studies on consumer finance, Natl Commission rpts, series, (11) 15598-2
- National commissions**  
*see* Federal boards, committees, and commissions  
*see* Federal independent agencies
- National Committee on Vital and Health Statistics**  
Activities, FY74 annual rpt, (12) 4164-1  
Documents and committee rpts, Vital and Health Statistics series, (10) 4147-4
- National Credit Union Administration**  
Credit unions financial and membership data, quarterly rpt omitted tables, (10) 9532-2
- Data banks maintained by Fed depts and agencies, info collected and access, Senate Judiciary Committee survey, 1970-74, (11) 25528-20.6
- Financial condition and operations, Fed and Fed-insured State credit unions, 1973, annual rpt, (7) 9534-1
- National Crime Panel**  
Crime prevalence and characteristics of incidents, victims, and offenders in Dayton, Ohio, and San Jose, Calif, 1970 pilot survey rpt, (7) 6068-31
- National debt**  
*see* Public debt
- National defense**  
General data, Statistical Abstract of US, 1974 annual rpt, (11) 2324-1
- Weapons systems and troop strength, comparison of USSR, Warsaw Pact Nations, and NATO, 1973-74, (11) 25528-22
- see also* Armed services  
*see also* Department of Defense  
*see also* Foreign assistance  
*see also* Foreign relations  
*see also* Military weapons  
*see also* Strategic materials  
*see also* terms beginning with Defense
- National Defense Education Act**  
Elementary and secondary local public school finances: receipts by source, expenditures by type, and Fed funds by program, natl totals and individual school systems, 1969-70, (10) 4584-4
- Title III, funds for instructional equipment, FY71 annual rpt, (11) 4504-14
- National Economic Research Associates, Inc.**  
"Development and Structure of the Electric Utility Industry and Impact of Government Policies", (7) 25448-22.1  
"Utility Financing Problems and National Energy Policy", (7) 25448-22.2
- National Electronic Injury Surveillance System**  
Injuries from consumer products, detailed product listing, FY74, annual rpt, (12) 9164-1
- National Environmental Policy Act**  
Evolution and impact of Fed Govt environmental policy, narrative review, 1969-74, (12) 484-1.4
- National Forest Reservation Commission**  
Land purchased for natl forests, FY73; appropriations and approvals, FY1910-73 annual rpt, (7) 25924-1
- National forests**  
Acreage purchased and prices paid, by State, county, purchase unit and watershed, FY73 annual rpt, (7) 25924-1
- Forest fire cumulative record, number and area burned, periodic current rpt with past 5 years averages, (7) 1202-2
- Forest fires on Natl Forest Service land, 1973, annual rpt, (7) 1204-6
- Forest Service programs and activities, 1972-73, annual rpt, (12) 1204-1
- Grazing livestock on Natl Forest System lands, 1973, annual rpt, (7) 1204-5
- Land areas, by State, 1973 annual rpt, (11) 5724-1.1  
*see also* Wilderness areas
- National Foundation on the Arts and the Humanities**  
Artists in the schools program, Natl Endowment for the Arts, 1975-76, (12) 9568-10
- Environmental design, Natl Endowment for Arts grants to promote interest in architecture, FY75, (10) 9568-9
- Opera grants, Natl Endowment for Arts, FY75, (10) 9568-7
- Symphony orchestra grants, Natl Endowment for Arts, FY75, (10) 9568-8
- National goals**  
*see also* Economic policy
- National Guard**  
Reserve forces manpower strength and characteristics, monthly DOD rpt, (10) 3542-4
- National Guard Bureau**  
Union recognitions, agreements, and membership, Fed employees, Nov 1973, annual rpt, (7) 9844-14
- National Health Survey**  
Health manpower and facilities resources, 1965-70, Vital and Health Statistics series, (10) 4147-14
- National Heart and Lung Institute**  
Cardiology, description of current practices and evaluation of training needs, 1971-73, (11) 4478-34
- Organization, disease data, funds and recipients, FY72 and trends, (10) 4478-5
- National Highway Traffic Safety Administration**  
Accident investigation and data analysis activities, 1973, annual rpt, (12) 7764-2
- Activities, accident data, and funding, 1973 annual rpt, (10) 7764-1
- Data banks maintained by Fed depts and agencies, info collected and access, Senate Judiciary Committee survey, 1970-74, (11) 25528-20.4
- Finances, summary of authorization and appropriations, FY67-73, DOT annual rpt, (12) 7304-1.5
- Hwy safety literature and Natl Hwy Traffic Safety Admin contract rpts, monthly abstract journal, (7) 7762-1
- Manufacturers recall campaigns for defective motor vehicles and equipment, quarterly rpt, (10) 7762-2
- Traffic accident cost estimates, GAO 1974 analysis, (7) 26108-128
- Traffic speed trends and speed limit enforcement and compliance, by State, and hwy and vehicle type, 1973-74, (12) 7768-5
- National income and product accounts**  
Eastern Europe economic dev, productivity, and growth of East-West trade, 1946-73, (7) 23848-28.2
- Families and unrelated individuals income size distribution, comprehensive natl income and product account basis, 1964 and 1970-71, Survey of Current Business article, (11) 2702-1.345
- Farm gross and net income, 1968-73, Survey of Current Business article, (10) 2702-1.334
- Methodology of estimating actual and potential natl income and GNP 1947-69, implications of alternative methods, (12) 6722-1.378
- National income and product annual revisions, 1970-73, corrected data, Survey of Current Business, (7) 2702-1.329
- Natl income and product, revised 1973-74 estimates, Survey of Current Business summary, (7) 2702-1.321

Natl income and product, summary historical series, 1929-73, Survey of Current Business, (11) 2702-1.348  
 Reliability of quarterly natl income and product accounts, analysis of error and revisions, 1947-71, (7) 2706-5.13  
*see also* Gross National Product

**National Institute for Occupational Safety and Health**  
 Abrasive blasting, respiratory protective equipment use, 1972-73, (12) 4248-12  
 Hazardous substances and working conditions, occupational exposure, measurement and recommendations, series, (7)(10) 4246-1  
 Heavy equipment workers, relationship between whole body vibration and morbidity patterns, 1971-73, (7) 4248-10  
 Hospital employees, occupational safety and health programs provided by hospitals, 1972, (11) 4248-11  
 Occupational safety and health R&D projects, supported by NIOSH grants, FY74, (12) 4244-2

**National Institute of Child Health and Human Development**  
 Mental retardation prevention through control of infectious diseases, 1966 conf rpt, (10) 4478-35

**National Institute of Mental Health**  
 Admin of mental health facilities, 1974 articles, (7) 4222-2  
 Aged, medical and psychological study of healthy old men 65 and over, 1955-60, (10) 4228-33  
 Bibl of epidemiological studies, 1969-70, (11) 4228-36  
 Community mental health catchment areas, by State, county, census tract and code, 1973 regional rpts, (10) 4228-35  
 Community mental health centers, federally funded, number, funds, patients, and services, 1973 chartbook, (10) 4228-32  
 Data banks maintained by Fed depts and agencies, information collected and access, Senate Judiciary Committee survey, 1970-74, (7) 25528-20.3  
 Grants and awards, FY73, NIH annual rpt, (11) 4434-5.5  
 Mental health facilities receiving Fed Govt grants: federally funded community health centers and children and poverty area mental health programs, 1973 directory, (12) 4224-5  
 Mental health programs support by foundations, 157 largest foundations 1974 rpt, (10) 4228-34  
 Psychiatric patient care incidence, type of facility, and diagnoses by age and sex, 1971; and estimated need for psychiatric services, 1975-80, (10) 4228-30  
 Research grants, FY73, (7) 4228-23  
 Statistical Notes, series, (10)(12) 4226-5  
 Statistics use in planning community mental health centers, 1973 article, (12) 4228-31

**National Institute on Alcohol Abuse and Alcoholism**  
 Research papers, annual conf, 1973, (11) 4484-1

**National Institute on Drug Abuse**  
 Methadone regulatory laws, Fed and State, legal handbook for administrators, 1974, (10) 4498-2

**National Institutes of Education**  
 Laboratories operated by or for Fed Govt: costs, space and equipment, personnel, and utilization, June 30, 1972, inventory, (7) 21188-1

**National Institutes of Health**  
 Breast cancer task force preliminary research rpt, 1974, (10) 4478-31  
 Cancer natl program, annual progress rpt and 5 year plan, FY74-75, (11) 4434-6  
 Cancer natl program objectives, research, recommendations, and projected manpower, facilities, and funding requirements, FY74-78, (7) 4436-1  
 Data banks maintained by Fed depts and agencies, information collected and access, Senate Judiciary Committee survey, 1970-74, (7) 25528-20.3  
 Grants and awards, FY73, annual rpt, (11) 4434-5  
 Laboratories operated by or for Fed Govt: costs, space and equipment, personnel, and utilization, June 30, 1972, inventory, (7) 21188-1  
 Multiple sclerosis, additional research funding needs, FY75-77, (7) 4438-1  
 Publications list, 1974 annual bibl, (7) 4434-2  
 Tropical medicine research funding, Gorgas Inst and MARU, various years FY62-74; and NIH foreign research expenditures, FY47-72, (11) 21388-17  
*see also* National Cancer Institute  
*see also* National Heart and Lung Institute  
*see also* National Institute of Child Health and Human Development

**National Labor Relations Board**  
 Activities, cases, and litigation, FY74, NLRB annual rpt, (12) 9584-1  
 Data banks maintained by Fed depts and agencies, info collected and access, Senate Judiciary Committee survey, 1970-74, (11) 25528-20.6  
 Employee training, Fed Govt civilian, 31 agencies, US Civil Service Commission annual rpt, FY73, (7) 9844-12.2  
 Intake and disposition of cases, FY36-73, annual rpt, (11) 6724-1.8  
 Representation elections conducted by NLRB, monthly rpt, (7) 9582-2  
 Union recognitions, agreements, and membership, Fed employees, Nov 1973, annual rpt, (7) 9844-14

**National Marine Fisheries Service**  
 Annual rpt, 1973, (12) 2164-4  
 Fish landings and processing, by detailed species and value, annual regional rpts series, (7)(12) 2166-3  
 Fish landings, men and gear employed, and seafood production: detailed species and value, by State, 1971, annual rpt, (11) 2164-2  
 Fish price spreads and cost analysis at different marketing levels, 1972 study, (11) 2168-15  
 Fishery resources R&D grants, 1965-74, annual rpt, (10) 2164-3  
 Fishing economic indicators, selected industries: employment and earnings, production, demand, and trade, 1947-73, series, (10)(11) 2166-2  
 Fishing gear equipment of commercial fishing vessels, by types of gear and region, 1969, (10) 2168-9

Foreign fishing industry: catches, fleet, exports and imports, 1974 country rpts series, (7) 2166-10  
 Foreign fishing industry catches, fleets, exports and imports, 1972 country rpts series, (7) 2166-8  
 Foreign fishing industry catches, fleets, exports and imports, 1973 country rpts series, (7) 2166-9  
 Foreign fishing industry catches, fleets, exports and imports, 1974 country rpts series, (10) 2166-10  
 Herring processed into meal and oil in Alaska: age, average length and weight, and sex, 1929-66, (11) 2168-10  
 Laboratories operated by or for Fed Govt: costs, space and equipment, personnel, and utilization, June 30, 1972, inventory, (7) 21188-1  
 Lake Erie fishing, study of bottom trawl effectiveness and species composition of catch, 1962-66, (11) 2168-14  
 Lobster commercial fishing along Maine coast, catch size and value, equipment and labor, 1966-70 study, (11) 2168-13  
 Newport River, NC, abundance and species distribution of fish, 1970 study, (11) 2168-12  
 Processed fishery products, production and trade, each species and form, annual rpts, (7)(12) 2166-6  
 Publications list, Natl Marine Fisheries Service, 1973, (10) 2164-5  
 Seal population, reproduction, and kill, Pribilof Islands, 1969 field surveys, (11) 2168-11  
 State fish landings by detailed species and value, monthly rpts and annual summaries series, (7)(12) 2166-4

**National Mediation Board**  
 Data banks maintained by Fed depts and agencies, info collected and access, Senate Judiciary Committee survey, 1970-74, (11) 25528-20.6

**National Ocean Policy Study**  
 Continental shelf oil and gas dev, Natl Ocean Policy Study staff rpt on possible impacts, 1974, (12) 25268-26  
 North Sea oil and gas dev by UK, problems and production estimates, 1974 staff rpt to Congress, (12) 25268-27

**National Ocean Survey**  
 Great Lakes ice cover and freezing degree day accumulations, winter 1972-73, annual rpt, (11) 2174-5  
 Laboratories operated by or for Fed Govt: costs, space and equipment, personnel, and utilization, June 30, 1972, inventory, (7) 21188-1  
 Lake Superior water levels and rates of storage change, monthly 1900-72, (11) 2178-4  
 Sea level, trends and variability in yearly mean at 50 US locations from year of first measurement, 1893-1972, annual rpt, (11) 2174-4  
 Tidal current tables, time and velocity, US coasts and Asia, 1975 annual rpt, (12) 2174-1  
 Tide tables, time and height at worldwide coastal points, 1975 predictions, (11)(12) 2174-2



**National Oceanic and Atmospheric Administration**

Laboratories operated by or for Fed Govt: costs, space and equipment, personnel, and utilization, June 30, 1972, inventory, (7) 21188-1  
 Los Angeles, Calif area estimated possible earthquake damages, casualties, and medical resources available, 1973 rpt, (10) 2148-8  
 Manned Undersea Science and Technology Program, FY73 activities rpt, (10) 2144-6  
 Marine environmental prediction, Fed Govt programs and funds, FY74-75, annual rpt, (12) 2144-3  
 Meteorological services, Fed Govt programs and funds, FY74-75, annual rpt, (7) 2144-2  
 New York Bight region, 1974 catalog of NOAA marine environmental publications and services, (12) 2158-15  
 Ocean dumping and pollution, offshore development, and overfishing, discussion of environmental effects and programs, 1973 annual rpt, (11) 2144-7  
 Trans-Alaska Pipeline System, proposed environmental monitoring of connecting tanker routes, 1973 rpt, (7) 2148-7  
 World Weather Program, US projects and funds, FY75, (10) 2144-1  
*see also* Environmental Data Service  
*see also* National Marine Fisheries Service  
*see also* National Ocean Survey  
*see also* National Weather Service

**National Park Service**

Acreage in each natl park area, June 1974, semiannual rpt, (7) 5542-1  
 Laboratories operated by or for Fed Govt: costs, space and equipment, personnel, and utilization, June 30, 1972, inventory, (7) 21188-1  
 Overnight stays, Natl Park Service campgrounds, 1973, (7) 5544-3  
 Visits to natl park areas, CY 1972-73, semiannual rpt, (7) 5542-2

**National park system**

Acreage in each natl park area, June 1974, semiannual rpt, (7) 5542-1  
 Fed Govt funds expended for outdoor recreation, lands acquired, 1964-72. Recreation (outdoor) Fed Govt funds expended and land acquired, 1964-72, (7) 5808-7  
 Forest Service programs and activities, 1972-73, annual rpt, (12) 1204-1  
 Overnight stays, Natl Park Service campgrounds, 1973, (7) 5544-3  
 Visits to natl park areas, CY 1972-73, semiannual rpt, (7) 5542-2  
*see also* National forests  
*see also* Parks  
*see also* Wilderness areas  
*see also* Wildlife refuges

**National Pesticide Monitoring Program**

Pesticides in golden eagles, and causes of death, 1964-71, (10) 482-1.319

**National planning**

*see* Economic policy

**National Power Survey**

Electric power supply, distribution, R&D, and conservation, Natl Power Survey 1972 task force rpts, (7)(10) 9358-21

**National Railroad Passenger Corp.**

Financial and operating data, and mileages, Dec 1973 semiannual rpt, (11) 9482-6  
 Passenger services, finances, and routes, FY72-74, annual rpt, (7) 7304-6

**National Rural Electric Cooperative Association**

Rural electric distribution capital requirements, FY74, and projected fund financing, FY74-2000, (10) 25168-14

**National school lunch and breakfast programs**

*see* School lunch and breakfast programs

**National Science Foundation**

Data banks maintained by Fed depts and agencies, info collected and access, Senate Judiciary Committee survey, 1970-74, (11) 25528-20.6

Laboratories operated by or for Fed Govt: costs, space and equipment, personnel, and utilization, June 30, 1972, inventory, (7) 21188-1

Nutrition research projects, Fed sponsored, May 1973 directory, (10) 25588-11

R&D and science-related support by Fed Govt to colleges and universities, and selected nonprofit instns, FY72, annual rpt, (7) 9624-4

R&D, Fed Govt funding by function, FY69-75, NSF rpt, (12) 9627-9

R&D industry funds, 1972; employment of scientists and engineers, Jan 1973; and trends, 1953-72, annual rpt, (12) 9624-8

Science resources, data review series, (12) 9626-1

Science Resources Studies Highlights, series, (7)(10) 9626-2

Scientific exchange and intl cooperation programs, US funding, participation, and admin, 1960-70, (7) 21388-15

**National security**

*see* National defense

**National Security Agency**

Data banks maintained by Fed depts and agencies, information collected and access, Senate Judiciary Committee survey, 1970-74, (7) 25528-20.2

**National Service Life Insurance Fund**

*see* Federal trust funds

**National stockpiles**

*see* Stockpiling

**National Survey of Professional,**

**Administrative, Technical and Clerical Pay**  
 Annual survey rpt, Mar 1974, (12) 6784-2

**National Technical Information Service**

Computerized data files and software available from NTIS, annotated directory, 1974, annual rpt, (12) 2004-3

**National Transportation Safety Board**

Data banks maintained by Fed depts and agencies, info collected and access, Senate Judiciary Committee survey, 1970-74, (11) 25528-20.4

General aviation accidents, detailed type and cause, 1971, annual rpt, (10) 7804-3

Transportation accident investigations and recommendations, 1973, NTSB annual rpt, (7) 7804-1

**National Weather Service**

Laboratories operated by or for Fed Govt: costs, space and equipment, personnel, and utilization, June 30, 1972, inventory, (7) 21188-1

River gages, locations and highest annual reading, 1973, annual rpt, (12) 2154-4  
*see also* Environmental Data Service

**National Wildlife Refuge System**

*see* Wildlife refuges

**National Zoological Park**

Species in collection and health, July 1971-Dec 1972, annual rpt, (12) 9774-2

**Nationality**

*see* Citizenship

**Nativity**

*see* Birthplace

**NATO**

East-West comparative economic strength, 1973, annual rpt, (10) 7146-1.13

Trade between NATO and Communist countries, by country, 1969-72, revised annual rpt, (10) 7146-1.18

Trade patterns of western nations, 1973, annual rpt, (12) 7146-1.11

Weapons systems and troop strength, comparison of USSR, Warsaw Pact Nations, and NATO, 1973-74, (11) 25528-22

**Natural disasters**

*see* Earthquakes

*see* Floods

*see* Forest fires

*see* Storms

**Natural gas and gas industry**

Capital requirements for oil and gas industry, 1971-85; and refinery expansions 1962-73; gas and fuel oil imports, by world area, 1972-73, (7) 21408-14.4

Competition and concentration among petroleum and natural gas producers and pipelines, 1974 hearings, (10) 25448-25

County Business Patterns: employees, payrolls, and establishments by detailed industry, State, county, and SMSA, 1973, annual rpts series, (7)(10)(11) 2326-6

Eastern Europe economic dev, productivity, and growth of East-West trade, 1946-73, (7) 23848-28.2

Electric generating plants (steam), fuels cost and quality, monthly rpt, (12) 9352-4

Emergency sales program volume and price, 1973-74; FPC natural gas emergency pricing procedures and staff financial disclosure compliance, GAO 1974 rpt, (7) 26108-108

Energy data collected and required by Fed Govt, description and preliminary directory, 1974, (11) 9308-4

Energy supply and demand indicators, monthly rpt, (11) 9302-8

Energy supply facilities, typical costs, requirements, and capacities, by region 1974-90; Project Independence studies, (12) 9307-13

Energy supply, financing requirements and capital availability, selected demand levels 1974-85; Project Independence studies, (12) 9307-18

Energy supply labor requirements, by industry and occupation, selected years, 1960-90; Project Independence studies, (12) 9307-14

Energy supply, projected economic and environmental effects at selected dev levels, by region, 1974-85: Project Independence studies. (11) 9307-2, (11) 9307-7

- Energy supply transport requirements, by region, commodity, and mode of transport, 1974-85; Project Independence studies, (12) 9307-15, (12) 9307-16
  - Exploration and drilling activities and annual reserve additions, 1945-74, (10) 9308-2
  - Exploratory gas and oil well footages, US and 3 southwest areas, 1955-73; and large volume gas sales by type of industry, 1965-72, (7) 21408-14.3
  - Exports and imports, by pipeline and liquefied natural gas, by company and country, 1973, annual rpt, (11) 9354-16
  - Exports and imports of US, by detailed SIC commodity and world area of origin/destination, 1973, annual rpt, (12) 2424-6
  - Exports and imports, US, Canada, and Mexico, 1956-72; and maximum authorized gas imports from Canada, 1973-96, (12) 25268-24.2
  - Exports of US, detailed commodity by country and world area of destination, 1973, annual rpts, (7) 2424-5
  - Fossil fuel reserves, discovery and production cycles, US and world areas, 1972 estimates produced by differing methodologies, (7) 25448-23
  - Gas turbine electric plants construction costs and annual capacities, investment, production expenses, and fuel use, 1972, annual rpt, (11) 9354-19
  - Gasification technology: evaluation of progress, estimated plant costs, and projected US gas requirements, 1973-74 rpts, (7) 5348-1
  - General data, Statistical Abstract of US, 1974 annual rpt, (11) 2324-1
  - Govt employment and payrolls for operation of public utilities, State and local gov (by type): 1972 Census of Govts, (12) 2455-2
  - Govt expenditures for and revenues from public utilities operation, Fed, State and local: 1972 Census of Govts, (11) 2457-5
  - Import applications filed with FPC, Nov. 1973, and pipeline imports from Canada and Mexico, 1971-73; natural gas delivery curtailments by State, 1970-73, and projected Sept 1973-Aug 1974, (7) 25368-24.2
  - Imports of US, detailed commodity weights and values, by country and world area of origin, 1973, annual rpt, (11)(12) 2424-2
  - Imports of US, detailed commodity weights and values, by country of origin, monthly rpt, (11) 2422-2
  - Industrial consumption and costs of energy, by type of fuel or electricity, for 11 industries, 1958-71, (11) 9108-43.1
  - Interstate pipeline companies, purchases and costs of natural gas, 1972, (11) 9354-5
  - Liquefied natural gas import applications and synthetic natural gas plant applications filed with FPC, Nov 30, 1973, (10) 25448-25.1
  - Liquefied natural gas industry establishments, employment, production, costs and consumption, final industry rpt, 1972 Census of Mineral Industries, (12) 2513-1.18
  - Liquefied natural gas production, demand, and trade, US and by PAD district and State, 1973; world production, 1971-73, (7) 5612-1.22
  - Manufacturing establishments fuel and electric energy consumed, final industry rpts, 1972 census, (10)(11) 2493-1, (12) 2493-1
  - Mineral industries fuel and electricity consumed, final industry rpts, 1972 census, (11) 2513-1, (12) 2513-1
  - Municipal and township govt expenditures for and revenues from public utilities operation, 1972 Census of Govts, (7) 2457-4
  - North Sea oil and gas dev by UK, problems and production estimates, 1974 staff rpt to Congress, (12) 25268-27
  - Offshore oil- and gas-producible shut-in leased wells and estimated gas reserves, La and Tex, Jan 1974, (7) 9358-20
  - Petrochemicals industry materials shortage, 1974 analysis, (11) 25406-1.1
  - Pipeline safety program, Fed-State admin and funds, 1971-78, DOT study, (7) 7308-24
  - Production and financial data on oil and gas companies, 1973, preliminary Current Industrial Rpt, annual, (12) 2506-2.107
  - Production and sales, synthetic organic chemicals, 1973, preliminary rpt, (11) 9886-1.2
  - Production, reserves, ratios, and drilling activities, by producing areas and type of gas, 1960-72, (12) 25268-24.2
  - Production, sales to pipelines, imports, and natural gas liquids stocks, monthly energy review rpt, (11) 9302-11
  - R&D energy development strategy and budget proposals, Interior Dept programs, by commodity and program, FY75-79, (7) 5308-6
  - Reserve additions and dev costs, 1967-72; and Louisiana offshore reserves, Fed and American Gas Assn estimates for 1971-72, (12) 9358-26
  - Reserves and estimated ultimate recovery in US, 1920-72; oil and gas wells in US and Canada, 1972, (7) 25368-24.1
  - Reserves on Fed lands, data sources, selected costs and shut-in well producible zone completions, 1973, GAO rpt, (10) 26108-131
  - Reserves recoverable in US, estimated for 1973-74 and selected previous years, (7) 25408-10.4
  - Reserves reported to FPC compared with new sales contracts, selected companies, Dec 1972-Aug 1973; emergency sales by producers to interstate pipelines at deregulated prices, 4 regions, 1973, (10) 25448-25.4
  - Reserves, 1972 consumption, and cumulative demand to year 2000, principal metals and mineral fuels, 1974 rpt, (10) 5668-13
  - Residential fuel consumption patterns and design modifications for reducing consumption, rpts series, (11) 5186-1
  - Soviet-US joint project: financing, manpower and shipping requirements, 1974 Eximbank hearings, (10) 21248-9
  - Supply and requirements balance rpts, Sept and Apr curtailments and projections, periodic rpt, (7)(11)(12) 9352-2.8
  - Supply of natural gas and trends in reserve additions, lower 48 States, 1964-73 and projected to 1985, (12) 9358-28
  - Underground storage of natural gas, number, capacity, use, and costs, 1973 and winter 1973-74, annual rpt, (11) 9354-10
  - Well drilling on Fed lands, leases, and legislative review, 1970-73, (10) 25448-26
  - World offshore and onshore oil and natural gas production, reserves, and foreign trade, 1972 and selected previous years, (10) 5668-2
  - World production and reserves, by region and country, 1972-73, press release, (12) 9358-27  
*see also* Pipelines
- Natural resources**
- General data, Statistical Abstract of US, 1974 annual rpt, (11) 2324-1
  - Projected population, income, employment, and production (series E projections); for US, water resources regions, and States, 1980-2020 with selected historical comparisons, (11) 17708-4
  - R&D, Fed Govt funding by function, FY69-75, NSF rpt, (12) 9627-9
  - Reserves, 1972 consumption, and cumulative demand to year 2000, principal metals and mineral fuels, 1974 rpt, (10) 5668-13
  - Shortages of materials in key industries, series of analyses, 1974, (11) 25406-1
  - Subsidy programs of Fed Govt, costs and synopsis by program, FY70-75, (11) 23848-40  
*see also* Conservation of natural resources  
*see also* Fish and fishing industry  
*see also* Forests and forestry  
*see also* Geothermal resources  
*see also* Marine resources  
*see also* Mines and mineral resources  
*see also* Power resources  
*see also* Reclamation of land  
*see also* Water resources development  
*see also* Water supply
- Naturalization**  
*see* Citizenship
- Naturopathy**  
*see* Chiropractic and naturopathy
- Naval bases**  
*see* Military bases, posts, and reservations
- Naval contracts and procurement**  
*see* Defense contracts and procurement
- Naval personnel**  
*see* Military personnel
- Naval science**  
*see also* Navigation
- Naval stores**  
*see* Gum and wood chemicals
- Naval vessels**  
Reserve fleet inventory, June 1974 semiannual rpt, (11) 2122-3  
*see also* Nuclear-powered ships
- Navigation**
- Marine environmental prediction, Fed Govt programs and funds, FY74-75, annual rpt, (12) 2144-3
  - Meteorological services, Fed Govt programs and funds, FY74-75, annual rpt, (7) 2144-2
  - New York Bight region, 1974 catalog of NOAA marine environmental publications and services, (12) 2158-15

- Sea level, trends and variability in yearly mean at 50 US locations from year of first measurement, 1893-1972, annual rpt, (11) 2174-4
- Tidal current tables, time and velocity, US coasts and Asia, 1975 annual rpt, (12) 2174-1
- Tide tables, time and height at worldwide coastal points, 1975 predictions, (11)(12) 2174-2
- see also Marine accidents and safety
- Navy**
- Reenlistment bonus programs, admin and cost-effectiveness, GAO 1974 rpt, (7) 26108-114
- Reserve forces manpower strength and characteristics, monthly DOD rpt, (10) 3542-4
- see also Department of Navy
- see also Marine Corps
- see also terms beginning with Naval
- Near East**
- see Middle East
- Nebraska**
- Agribusiness and agriculture related occupation classifications and 1970 employment data, Natl Agribusiness Manpower Project rpt, (12) 1546-1.8
- Agricultural Stabilization and Conservation Service programs by county, 1973, annual State rpt, (7) 1806-2.27
- Birth defect surveillance, bimonthly rpt, (12) 4205-14
- Brownell Creek subwatershed fluvial sediment and selected other characteristics, 1966, (10) 5666-5.4
- County Business Patterns: employees, payrolls, and establishments, by industry, county, and SMSA, 1973 annual rpt, (7) 2326-6.31
- Deaths, geographic detail including each town of 10,000 or more, by State and outlying area, US Vital Statistics annual rpt, (11) 4144-3
- Fed Reserve member bank condition statements, 10th District, by State, quarterly rpt, (10) 9381-5
- Fish landings and processing, by detailed species and value, Mississippi River drainage areas, by State, 1972, annual rpt, (12) 2166-3.6
- Mental health community centers catchment areas, by State, county, census tract and code, 1973 regional rpts, (10) 4228-35.7
- Mineral industry State review: by commodity, production and producers, value and work experience, 1972 Minerals Yearbook preprint, (12) 5604-16.27
- Retail trade establishments, employment, sales, and payroll, final State rpt, 1972 census, (12) 2397-1.28
- see also under State in the "Index by Categories"
- Neeley, Koy L.**
- "U.S. Trade Team Reviews Potential for Feedgrain Sales to Far East", (7) 1922-2.328
- Nees, W. L.**
- "Environmental Surveillance at Hanford for 1973", (11) 9104-18
- Neetz, Roger E.**
- "Soviets Look to Poultry Industry to Provide More Meat to Consumer", (12) 1922-2.352
- Negroes**
- see Black Americans
- Nelson, C. B.**
- "Calculations of Dose, Population Dose, and Health Effects Due to Boiling Water Nuclear Power Reactor Radionuclide Emissions in the US During 1971", (7) 9232-1.307
- Nelson, John C.**
- "Calculated Field Intensities Near a High Power UHF Broadcast Installation", (7) 9232-1.309
- Neoplasms**
- Breast cancer task force preliminary research rpt, 1974, (10) 4478-31
- Cancer centers, geographic distribution, activities, and Fed financial support, FY72-73; cancer deaths by specific cause and State, 1968, (11) 4478-33
- Cancer deaths, comparison of reported deaths in 7th and 8th revisions in Internatl Classification of Diseases system, 1967-68, (10) 4102-1.336
- Cancer patient payments to hospitals in 6 SMSA's, 1969-72 3d National Cancer Survey preliminary rpt, (10) 4478-32
- Cancer research grants, treatment, and mortality, selected years mostly FY72-74, 1974 hearings, (12) 21508-24
- Deaths and death rates, by cause, 1971 US Vital Statistics advance rpt, (11) 4146-5.15
- Deaths, geographic detail including each town of 10,000 or more, by State and outlying area, US Vital Statistics annual rpt, (11) 4144-3
- Incidence rates of cancer, by site of disease, sex, race, and age, 1969-71 survey, (10) 4476-2
- Microbiological lab personnel health hazards in oncogenic virus research, 1969 rpt, (10) 4478-30
- Natl Cancer Inst programs, organization, and budget, 1974 fact book, (11) 4474-13
- Natl cancer plan, annual progress rpt and 5 year plan, FY74-75, (11) 4434-6
- Natl cancer plan program objectives, research, recommendations, and projected manpower, facilities, and funding requirements, FY74-78, (7) 4436-1
- Radiation exposure from inhaled plutonium radionuclides, review of research, 1940's-74, (10) 9108-30
- Nepal**
- AID capital and technical assistance projects, by field of activity and country, FY72, annual rpt, (12) 7204-5
- Coinage of nations and world coins; gold and silver production and monetary stocks, by country, 1972, (10) 8204-1.6
- Economic trends in income, production, employment, prices, and foreign trade, 1974 annual rpt, (11) 2026-3.61
- Exports of US, detailed commodity by country and world area of destination, 1973, annual rpts, (7) 2424-5
- Imports of US, detailed commodity weights and values, by country and world area of origin, 1973, annual rpt, (11)(12) 2424-2
- Loan repayment status by program and country, AID and predecessor agencies, June 1974, semiannual rpt, (10) 7202-2
- Loans and grants from US and intl agencies, by program and country, FY46-73, annual rpt, (10) 7204-4
- Mineral industry review: policies, production, and trade, by commodity, 1972 Minerals Yearbook preprint, (12) 5604-17.74
- Nervous system**
- see Neurological disorders
- Netherlands**
- Coinage of nations and world coins; gold and silver production and monetary stocks, by country, 1972, (10) 8204-1.6
- Economic and monetary trends, compounded annual rates of change, US and 9 foreign countries, 1954-73, (10) 9391-8
- Economic trends in income, production, employment, prices, and foreign trade, 1974 semiannual rpt, (12) 2026-3.62
- Exports and imports of US with 12 largest nation trading partners, 1960-73, (7) 2026-2.35
- Exports of US, detailed commodity by country and world area of destination, 1973, annual rpts, (7) 2424-5
- Fresh produce exports from Western US coast to 6 European countries, analysis of distribution system, 1967-72, (7) 1548-56
- Fruit and juice, canned, quarterly prices, London, Hamburg, and Netherlands, 1974 FAS annual circulars, (10)(12) 1925-7
- Imports of US, detailed commodity weights and values, by country and world area of origin, 1973, annual rpt, (11)(12) 2424-2
- Imports, 1966-71; potential market for Vietnam agricultural exports, 1974 rpt, (7) 1536-1.19
- Loan repayment status by program and country, AID and predecessor agencies, June 1974, semiannual rpt, (10) 7202-2
- Loans and grants from US and intl agencies, by program and country, FY46-73, annual rpt, (10) 7204-4
- Mineral industry country review: policies, production, and trade, by commodity, 1972 Minerals Yearbook preprint, (12) 5604-17.43
- NATO countries trade with Communist countries, by country, 1969-72, revised annual rpt, (10) 7146-1.18
- Poultry meat prices, selected countries, 1972-74, FAS circular series, (12) 1925-11.5
- Productivity trends, levels, and effects on living standards, US and major trading partners, selected years 1950-72, (7) 6828-10
- Social security expenditures in 9 countries, by type of program, 1968 and 1971, (10) 4746-11.29
- Transshipments of US agricultural exports via Canada, Belgium, and Netherlands, FY73-74 annual rpt, (12) 1524-1.3
- Netherlands Antilles**
- see Caribbean area
- Neuberger, Egon**
- "Commercial Relations Between the U.S. and Eastern Europe: Options and Prospects", (7) 23848-28.3

- Neumann, Alfred K.**  
 "Evaluation of Small-Scale Nutrition Programs", (7) 25588-13
- Neurological disorders**  
 Crippled children's services, demographic characteristics and detailed diagnoses, by State, FY72, (10) 4286-1.8  
 Multiple sclerosis, additional research funding needs, FY75-77, (7) 4438-1  
 Vocationally rehabilitated persons socioeconomic characteristics and disabling condition, FY74 preliminary rpt, (11) 4924-1  
*see also* Mental health and illness
- Nevada**  
 Agribusiness and agriculture related occupation classifications and 1970 employment data, Natl Agribusiness Manpower Project rpt, (12) 1546-1.10  
 Agricultural Stabilization and Conservation Service programs by county, 1973, annual State rpt, (7) 1806-2.28  
 County Business Patterns: employees, payrolls, and establishments, by industry, county, and SMSA, 1973 annual rpt, (7) 2326-6.32  
 Deaths, geographic detail including each town of 10,000 or more, by State and outlying area, US Vital Statistics annual rpt, (11) 4144-3  
 Mental health community centers catchment areas, by State, county, census tract and code, 1973 regional rpts, (10) 4228-35.9  
 Mineral industry State review: by commodity, production and producers, value and work experience, 1972 Minerals Yearbook preprint, (12) 5604-16.28  
 Mineral production, quantity and value, each State and outlying area, Mineral Industry Surveys advance annual summary rpt series, (12) 5614-6.29  
 Optometrists, licensed: by age, sex, county and type of practice, and education, 1973, (7) 4456-3.29  
 Pharmacists, registered: by age, sex, county and place of practice, and education, 1973, State rpts series, (7) 4456-4.29  
 Retail trade establishments, employment, sales, and payroll general data, preliminary State rpt, 1972 census, (7) 2395-1.29  
 Wholesale trade establishments, employment, sales, and payroll general data, preliminary State rpt, 1972 census, (7) 2403-1.29  
 Women workers, labor force status and employment, by ethnic group and occupation, 1970, State rpts series, (7) 6566-1.29  
*see also* Las Vegas, Nev.  
*see also* Reno, Nev.  
*see also* under State in the "Index by Categories"
- New Bern, N.C.**  
 Occupational wage survey, 64 SMSA's 1973-74; 105 SMSA's 1974-75, individual SMSA annual rpt, (12) 6785-3.8
- New England**  
*see* Northeast States
- New Hampshire**  
 Agribusiness and agriculture related occupation classifications, Natl Agribusiness Manpower Project, 1974 rpt, (7) 1546-1.2
- Agricultural Stabilization and Conservation Service programs by county, 1973, annual State rpt, (7) 1806-2.29  
 BLS Northeast regional rpts, series, (11) 6916-5  
 County Business Patterns: employees, payrolls, and establishments, by industry, county, and SMSA, 1973 annual rpt, (7) 2326-6.33  
 Deaths, geographic detail including each town of 10,000 or more, by State and outlying area, US Vital Statistics annual rpt, (11) 4144-3  
 Fish landings and processing, by detailed species and value, 1972, annual regional rpt, (12) 2166-3.1  
 Mental health community centers catchment areas, by State, county, census tract and code, 1973 regional rpts, (10) 4228-35.1  
 Mineral industry State review: by commodity, production and producers, value, 1972 Minerals Yearbook preprint, (12) 5604-16.29  
 Optometrists, licensed: by age, sex, county and type of practice, and education, 1973, (7) 4456-3.30  
 Pharmacists, registered: by age, sex, county and place of practice, and education, 1973, State rpts series, (7) 4456-4.30  
 Retail trade establishments, employment, sales, and payroll, final State rpt, 1972 census, (7) 2397-1.30  
 Retail trade establishments, employment, sales, and payroll general data, preliminary State rpt, 1972 census, (7) 2395-1.30  
 Retail trade establishments in major retail centers of SMSA's: number, sales, employment, payrolls, by kind of business, 1972 census series, (11) 2401-1.30  
 Service industry establishments, employment, receipts, and payroll, final State rpt, 1972 census, (7) 2391-1.30  
 Water quality and contamination sources in 11 northeast States, 1950's-73, EPA rpt, (7) 9208-25  
 Wholesale trade establishments, employment, sales, and payroll and expenses, final State rpt, 1972 census, (7) 2405-1.30  
 Women workers, labor force status and employment, by ethnic group and occupation, 1970, State rpts series, (7) 6566-1.30  
*see also* Manchester, N.H.  
*see also* Nashua, N.H.  
*see also* under State in the "Index by Categories"
- New Jersey**  
 Agribusiness and agriculture related occupation classifications, Natl Agribusiness Manpower Project, 1974 rpt, (7) 1546-1.3  
 Agricultural Stabilization and Conservation Service programs by county, 1973, annual State rpt, (7) 1806-2.30  
 Air pollution damage to crops in New Jersey, by crop and pollutant, 1972, EPA survey, (7) 9198-28  
 County and SMSA population estimates, selected States, July 1, 1972-73, Fed-State cooperative program, (7) 2546-4.10  
 County Business Patterns: employees, payrolls, and establishments, by industry, county, and SMSA, 1973 annual rpt, (11) 2326-6.34
- Deaths, geographic detail including each town of 10,000 or more, by State and outlying area, US Vital Statistics annual rpt, (11) 4144-3  
 Fish landings by detailed species and value, 1973 annual summary, (7) 2166-4.5  
 Marine environmental information on New York Bight region, 1974 catalog of NOAA publications and services, (12) 2158-15  
 Mental health community centers catchment areas, by State, county, census tract and code, 1973 regional rpts, (10) 4228-35.2  
 Mineral industry State review: by commodity, production and producers, value and work experience, 1972 Minerals Yearbook preprint, (12) 5604-16.30  
 Mineral production, quantity and value, each State and outlying area, Mineral Industry Surveys advance annual summary rpt series, (12) 5614-6.31  
 Pharmacists, registered: by age, sex, county and place of practice, and education, 1973, State rpts series, (7) 4456-4.31  
 Retail trade establishments, employment, sales, and payroll, final State rpt, 1972 census, (12) 2397-1.31  
 Retired couples budget, Northeastern NJ, autumn 1973, (7) 6924-1  
 State employee average hourly compensation,, (7) 6786-3.7  
 Stony Brook basin fluvial sediment and selected other characteristics. 1974, (10) 5666-5.12  
 Water quality and contamination sources in 11 northeast States, 1950's-73, EPA rpt, (7) 9208-25  
 Wholesale trade establishments, employment, sales, and payroll and expenses, final State rpt, 1972 census, (12) 2405-1.31  
*see also* Clifton, N.J.  
*see also* Newark, N.J.  
*see also* Passaic, N.J.  
*see also* Paterson, N.J.  
*see also* under State in the "Index by Categories"
- New Mexico**  
 Agribusiness and agriculture related occupation classifications and 1970 employment data, Natl Agribusiness Manpower Project rpt, (12) 1546-1.7  
 Agricultural Stabilization and Conservation Service programs by county. 1973, annual State rpt, (7) 1806-2.31  
 County and SMSA population estimates, selected States, July 1, 1972-73, Fed-State cooperative program, (7) 2546-4.10  
 County Business Patterns: employees, payrolls, and establishments, by industry, county, and SMSA, 1973 annual rpt, (7) 2326-6.35  
 Deaths, geographic detail including each town of 10,000 or more, by State and outlying area, US Vital Statistics annual rpt, (11) 4144-3  
 Fed Reserve member bank condition statements, 10th District, by State, quarterly rpt, (10) 9381-5  
 Mental health community centers catchment areas, by State, county, census tract and code, 1973 regional rpts, (10) 4228-35.6

- Mineral industry State review: by commodity, production and producers, value and work experience, 1972 Minerals Yearbook preprint, (12) 5604-16.31
- Mineral production, quantity and value, each State and outlying area, Mineral Industry Surveys advance annual summary rpt series, (12) 5614-6.32
- Retail trade establishments, employment, sales, and payroll, final State rpt, 1972 census, (7) 2397-1.32
- Retail trade establishments in major retail centers of SMSA's: number, sales, employment, payrolls, by kind of business, 1972 census series, (11) 2401-1.32
- Uranium deposit estimates for New Mexico, 1974 AEC study rpt, (12) 9104-19.6
- Wholesale trade establishments, employment, sales, and payroll general data, preliminary State rpt, 1972 census, (7) 2403-1.32
- see also* Albuquerque, N.Mex.  
*see also* Las Cruces, N.Mex.  
*see also* under State in the "Index by Categories"
- New Orleans, La.**
- Minority group and women employment, 20 SMSA's, 1972 annual rpt, (12) 9244-2
- Wholesale food distribution and proposed regional distribution center, 1974 rpt, (12) 1708-21
- New towns**
- Description, location, and developers, Fed Govt supported and privately developed new towns, 1974 brochure, (11) 5018-5
- Migration patterns and problems, urban-suburban-rural, 1950-60's, HUD-AEC 1969 study, (7) 9108-28
- New York City**
- Air pollution related to heart and lung diseases and symptoms, EPA epidemiological studies in NYC communities, 1970-71, (10) 9198-31
- Apartment houses, rent stabilized, operating costs price index, 1974, (7) 6926-1.38
- Banks, large commercial, assets and liabilities, Fed Reserve Bulletin, monthly, (7) 9362-1.6
- Fruit and vegetables wholesale prices in New York, Chicago, and other markets, 1973, annual rpt, (7) 1311-8
- Health Insurance Plan of Greater New York (HIP), utilization of medical services by HIP and non-HIP Medicare beneficiaries, 1969-70, (12) 4742-1.326
- Hospital employees occupational earnings and supplementary wage benefits survey, NYC and Nassau, Suffolk metro area, Aug 1972, (10) 6928-19
- Interest rates on business loans of banks, Fed Reserve Bulletin, monthly, (7) 9362-1.8
- Minority group and women employment, 20 SMSA's, 1972 annual rpt, (12) 9244-2
- Mortgages, conventional home, interest rates and terms, by type of lender, monthly rpt, (12) 9312-2
- Occupational wage survey, 94 SMSA's, 1973-74, individual SMSA annual rpts, (7) 6785-2.14
- Retired couples budget, autumn 1973, (7) 6924-1
- see also* Federal Reserve Bank of New York
- New York LaGuardia Airport**
- Passengers and aircraft operations, 1962-72, (7) 7504-1.4
- New York State**
- Agribusiness and agriculture related occupation classifications, Natl Agribusiness Manpower Project, 1974 rpt, (7) 1546-1.3
- Agricultural Stabilization and Conservation Service programs, by county, 1973, annual State rpt, (7) 1806-2.32
- Appalachian regional dev, FY73 annual rpt, (7) 9084-1
- Congressional districts of States redistricted for 94th Congress, population and housing data from 1970 census, (7) 2326-5.3
- County and SMSA population estimates, July 1, 1972-73, (7) 2546-3.27
- County Business Patterns: employees, payrolls, and establishments, by industry, county, and SMSA, 1973 annual rpt, (11) 2326-6.36
- Deaths, geographic detail including each town of 10,000 or more, by State and outlying area, US Vital Statistics annual rpt, (11) 4144-3
- Housing, new units authorized by New York State Urban Development Corp, 1972-73, annual rpt, (7) 2384-2
- Marine environmental information on New York Bight region, 1974 catalog of NOAA publications and services, (12) 2158-15
- Mental health community centers catchment areas, by State, county, census tract and code, 1973 regional rpts, (10) 4228-35.2
- Mineral industry State review: by commodity, production and producers, value and work experience, 1972 Minerals Yearbook preprint, (12) 5604-16.32
- Mineral production, quantity and value, each State and outlying area, Mineral Industry Surveys advance annual summary rpt series, (12) 5614-6.33
- Radiation monitoring programs and surveillance data, 1969-72, (7) 9232-1.308
- Retail trade establishments, employment, sales, and payroll, final State rpt, 1972 census, (12) 2397-1.33
- Water quality and contamination sources in 11 northeast States, 1950's-73, EPA rpt, (7) 9208-25
- Wholesale trade establishments, employment, sales, and payroll and expenses, final State rpt, 1972 census, (12) 2405-1.33
- see also* Kingston, N.Y.  
*see also* New York City  
*see also* Newburgh, N.Y.  
*see also* Poughkeepsie, N.Y.  
*see also* under State in the "Index by Categories"
- New Zealand**
- Beef and dairy production, 1956-73 and projected 1980, (12) 1528-72
- Coinage of nations and world coins; gold and silver production and monetary stocks, by country, 1972, (10) 8204-1.6
- Economic and business investment conditions, and trade practices, 1974 rpt, (7) 2026-2.29
- Economic trends in income, production, employment, prices, and foreign trade, Aug 1974 semiannual rpt, (7) 2026-3.64
- Exports of US, detailed commodity by country and world area of destination, 1973, annual rpts, (7) 2424-5
- Fish catch, fleet, imports and exports, 1962-71, foreign fisheries rpt, (7) 2166-9.9
- Imports of US, detailed commodity weights and values, by country and world area of origin, 1973, annual rpt, (11)(12) 2424-2
- Loans and grants from US and intl agencies, by program and country, FY46-73, annual rpt, (10) 7204-4
- Mineral industry country review: policies, production, and trade, by commodity, 1972 Minerals Yearbook preprint, (12) 5604-17.44
- Radioactivity shown in environmental monitoring, 1959-73, (10) 9102-2.316
- Trade patterns of western nations, 1973, annual rpt, (12) 7146-1.11
- Trade prospects for US exporters in 10 nations of Far East and Oceania, 1974 rpt, (7) 2026-2.40
- Newark Airport**
- Passengers and aircraft operations, 1962-72, (7) 7504-1.4
- Newark, N.J.**
- Minority group and women employment, 20 SMSA's, 1972 annual rpt, (12) 9244-2
- Newburgh, N.Y.**
- Occupational wage survey, 94 SMSA's, 1973-74, individual SMSA annual rpts, (10) 6785-2.16
- Newspapers**  
*see* Press
- Niblack, William C.**
- "Branching, Holding Companies, and Banking Concentration in the Eighth District", (7) 9391-1.307
- Nicaragua**
- Agricultural trade of US with 7 Central American nations, by country and commodity, FY74, (10) 1522-1.333
- AID capital and technical assistance projects, by field of activity and country, FY72, annual rpt, (12) 7204-5
- Coinage of nations and world coins; gold and silver production and monetary stocks, by country, 1972, (10) 8204-1.6
- Exports of US, detailed commodity by country and world area of destination, 1973, annual rpts, (7) 2424-5
- Health conditions, epidemiologic analysis, 1960s-early 70s, (10) 4006-1.11
- Housing investment guaranty program of AID in developing countries, 1974 GAO review, (12) 26108-149
- Imports of US, detailed commodity weights and values, by country and world area of origin, 1973, annual rpt, (11)(12) 2424-2
- Loan repayment status by program and country, AID and predecessor agencies, June 1974, semiannual rpt, (10) 7202-2
- Loans and grants from US and intl agencies, by program and country, FY46-73, annual rpt, (10) 7204-4
- Mineral industry review: policies, production, and trade, by commodity, 1972 Minerals Yearbook preprint, (12) 5604-17.69
- Oil refinery capacities and processing intensities, US and major foreign export centers, 1973 with selected data from 1955 and projections to 1977, annual rpt, (7) 9304-2

- Sugar supplier countries, US quota filling performance, historical and projected, by country, 1974 rpt, (11) 21168-4
- Nichols, Patrick J.**  
 "Western Investment in Eastern Europe: The Yugoslav Example", (7) 23848-28.3
- Nicks, Gordon S.**  
 "Boom Continues in Malaysian Palm Oil Industry", (7) 1922-2.326
- Niger**  
 Africa, Sahel area, drought, famine and relief operations, as of June 1974, (11) 7208-3  
 AID capital and technical assistance projects, by field of activity and country, FY72, annual rpt, (12) 7204-5  
 Exports of US, detailed commodity by country and world area of destination, 1973, annual rpts, (7) 2424-5  
 Imports of US, detailed commodity weights and values, by country and world area of origin, 1973, annual rpt, (11)(12) 2424-2  
 Loan repayment status by program and country, AID and predecessor agencies, June 1974, semiannual rpt, (10) 7202-2  
 Loans and grants from US and intl agencies, by program and country, FY46-73, annual rpt, (10) 7204-4  
 Uranium industry marketing, production, and resources, 1974 annual AEC seminar rpts, (12) 9104-19
- Nigeria**  
 AID capital and technical assistance projects, by field of activity and country, FY72, annual rpt, (12) 7204-5  
 Coinage of nations and world coins; gold and silver production and monetary stocks, by country, 1972, (10) 8204-1.6  
 Economic trends in income, production, employment, prices, and foreign trade, 1974 semiannual rpt, (12) 2026-3.65  
 Exports of US, detailed commodity by country and world area of destination, 1973, annual rpts, (7) 2424-5  
 Imports of US, detailed commodity weights and values, by country and world area of origin, 1973, annual rpt, (11)(12) 2424-2  
 Loan repayment status by program and country, AID and predecessor agencies, June 1974, semiannual rpt, (10) 7202-2  
 Loans and grants from US and intl agencies, by program and country, FY46-73, annual rpt, (10) 7204-4  
 Mineral industry country review: policies, production, and trade, by commodity, 1972 Minerals Yearbook preprint, (12) 5604-17.45  
 OPEC petroleum production and exports to US, by country and product category, 1973, annual rpt, (7) 9304-1  
 Trade prospects for US exporters in 10 African nations, 1974 rpt, (7) 2026-2.42
- NIH**  
 see National Institutes of Health
- NIMH**  
 see National Institute of Mental Health
- Nitrogen**  
 see Gases
- SI 1974**
- NOAA**  
 see National Oceanic and Atmospheric Administration
- Noetzel, Bruno G.**  
 "U.S. Commercial Fishery Vessels by Gear Type, 1969", (10) 2168-9
- Noise**  
 Abrasive blasting, respiratory protective equipment use, 1972-73, (12) 4248-12  
 Aircraft and rapid transport noise levels charts, annual natl transportation summary rpt, (10) 7304-2  
 Rating methods for noise levels description, instruments, calculation, and standards, Apr 1974, (11) 9508-10
- Non-ferrous metals industry**  
 see Metals and metal industries
- Nonmetallic minerals and mines**  
 Abrasive products industry establishments, employment, production, and specialization, final industry rpt, 1972 Census of Manufactures, (12) 2493-1.50  
 Asbestos products industry establishments, employment, production, and specialization, final industry rpt, 1972 Census of Manufactures, (12) 2493-1.50  
 Fertilizer components: prices, use, and trade, current and trends, 1960's-74, annual rpt, (12) 1561-5  
 Injuries and illnesses in private nonfarm industries, by detailed industry, 1972, annual rpt, (10) 6844-1  
 Mineral industry State review: by commodity, production and producers, value and work experience, 1972 Minerals Yearbook preprints series, (12) 5604-16  
 Minerals Yearbook: detailed review of metals, minerals, and gases industries economic conditions, production, and trade, by commodity, State, and worldwide, 1972 annual rpt, (7) 5604-1  
 Minerals Yearbook: detailed review of metals, minerals, and gasses industries economic conditions, production, and trade, by commodity, State, and worldwide, 1973 preprint series, (12) 5604-15  
 Miscellaneous nonmetallic mineral products establishments, employment, production, and specialization, final industry rpt, 1972 Census of Manufactures, (12) 2493-1.50  
 Occupational composition, stone products and miscellaneous nonmetallic mineral products industries, Apr 1971, (11) 6746-4.80  
 Water quality criteria: concentration limits for specified potential pollutants, and effects on water life and various uses, 1972 rpt, (7) 9208-29  
 see also Cement and concrete  
 see also Clay industry and products  
 see also Coal and coal mining  
 see also Gases  
 see also Gemstones  
 see also Natural gas and gas industry  
 see also Petroleum and petroleum industry  
 see also Quarries and stone products
- Nonprofit organizations and foundations**  
 Adult education programs in community organizations: enrollment, staff, and demographic characteristics of participants, 1972 survey, (11) 4648-10
- AID technical service contracts with universities, firms, and nonprofit instns, Dec 1973, semiannual rpt, (10) 7202-3  
 Charitable contributions in US, 1972, American Assn of Fund-Raising Counsel annual rpt, (11) 25548-35  
 County Business Patterns: employees, payrolls, and establishments by detailed industry, State, county, and SMSA, 1973, annual rpts series, (7)(10)(11) 2326-6  
 Defense R&D contracts, top 500 contractors with DOD, FY74, annual rpt, (12) 3544-4  
 Fed funds for R&D, each recipient, FY72, annual rpt, (7) 9624-4.2  
 Finance general data, Statistical Abstract of US, 1974 annual rpt, (11) 2324-1  
 General data, Statistical Abstract of US, 1974 annual rpt, (11) 2324-1  
 Mental health programs support by foundations, 157 largest foundations 1974 rpt, (10) 4228-34  
 R&D employment and expenditures, 1973 preliminary estimates, (7) 9626-2.39
- Norfolk, Va.**  
 Liquefied petroleum gas terminals, projected costs and cargo, 1974; Project Independence studies, (12) 9307-13.1  
 Occupational wage survey, 94 SMSA's, 1973-74, individual SMSA annual rpts, (7) 6785-2.14
- North America**  
 Agricultural exports and imports of US, by country and commodity, FY73-74, annual rpt, (12) 1524-1  
 Communist Party membership and organization in 94 countries (excluding US), 1973, annual rpt, (10) 7144-1  
 Exports and imports of US, by detailed SIC commodity and world area of origin/destination, 1973, annual rpt, (12) 2424-6  
 Exports of US, detailed commodity by country and world area of destination, 1973, annual rpts, (7) 2424-5  
 Fertilizer supply and demand in developed, developing, and Communist countries, 1967-78, biennial rpt, (12) 9804-9  
 GNP trends and growth rates, by non-Communist region and country, 1950-73, (10) 7204-9  
 Immigrants admitted to US as professional, technical and kindred workers, FY74, annual rpt, (12) 6264-1  
 Imports of US, detailed commodity weights and values, by country and world area of origin, 1973, annual rpt, (11)(12) 2424-2  
 Imports of US, detailed commodity weights and values, by country of origin, monthly rpt, (11) 2422-2  
 Mining and petroleum laws, 140 world jurisdictions, 1970-74 rpts, (10) 5608-23.1  
 see also Canada  
 see also Caribbean area  
 see also Greenland  
 see also Iceland  
 see also Mexico  
 see also under Foreign Country in the "Index by Categories"
- North Atlantic Treaty Organization**  
 see NATO

**North Carolina**

Agribusiness and agriculture related occupation classifications, Natl Agribusiness Manpower Project, 1974 rpt, (7) 1546-1.5

Agricultural Stabilization and Conservation Service programs by county, 1973, annual State rpt, (7) 1806-2.33

Appalachian regional dev, FY73 annual rpt, (7) 9084-1

County Business Patterns: employees, payrolls, and establishments, by industry, county, and SMSA, 1973 annual rpt, (11) 2326-6.37

Deaths, geographic detail including each town of 10,000 or more, by State and outlying area, US Vital Statistics annual rpt, (11) 4144-3

Economic characteristics, Fed Reserve 5th District, selected years 1960-73, (7) 9389-4

Mental health community centers catchment areas, by State, county, census tract and code, 1973 regional rpts, (10) 4228-35.4

Mineral industry State review: by commodity, production and producers, value and work experience, 1972 Minerals Yearbook preprint, (12) 5604-16.33

Newport River, NC, abundance and species distribution of fish, 1970 study, (11) 2168-12

Optometrists, licensed: by age, sex, county and type of practice, and education, 1973, (7) 4456-3.34

Retail trade establishments, employment, sales, and payroll, final State rpt, 1972 census, (10) 2397-1.34

Service industry establishments, employment, receipts, and payroll, final State rpt, 1972 census, (11) 2391-1.34

Wholesale trade establishments, employment, sales, and payroll and expenses, final State rpt, 1972 census, (10) 2405-1.34

*see also* Goldsboro, N.C.  
*see also* Jacksonville, N.C.  
*see also* New Bern, N.C.  
*see also* under State in the "Index by Categories"

**North Central States**

Agribusiness and agriculture related occupation classifications and 1970 employment data, Natl Agribusiness Manpower Project rpt, (12) 1546-1.6, (12) 1546-1.8

Agricultural production, US regional averages and percent of US total, 20 principal crops, 1970-72 and projected 1985 or 2000, (7) 1508-12

Airport System Natl Plan, 1972, regional rpt, (10) 7508-2.3, (10) 7508-2.5

BLS regional rpts, 1974, (7)(10) 6956-6

Corn and soybean acreage, model for estimates, 1974 article, (12) 1502-3.310

Earnings and hours of labor, by industry div, occupation, and sex, combined SMSA's, by regions, 1971-72, area wage survey annual rpt, (7) 6785-4.1

Economic and financial devs, Fed Reserve Bank of Chicago monthly articles review, (7)(11)(12) 9375-1

Economic characteristics, Fed Reserve 9th District, 1961-73, annual rpt, (12) 9383-3

Family budgets, retired couple, 3 average budgets, autumn 1973, selected North Central Region cities, press release, (7) 6958-11

Farm characteristics, production and land resources, 1967-72, by farm production regions, (7) 1598-105

Farm finances outlook: cash flow, receipts, loans and capital investment trends and forecasts, 1960's-75, semiannual rpt, (12) 1541-1

Financial and economic devs, Fed Reserve Bank of Minneapolis, quarterly articles, (7)(11) 9383-6

Fish landings and processing, by detailed species and value, Great Lake States, 1972, annual rpt, (7) 2166-3.5

Fish landings and processing, by detailed species and value, Mississippi River drainage areas, by State, 1972, annual rpt, (12) 2166-3.6

Great Lakes Basin pollution control programs, 1973 annual rpt, (11) 14644-2

Mental health community centers catchment areas, by State, county, census tract and code, 1973 regional rpts, (10) 4228-35.5, (10) 4228-35.7

Municipal bond holdings of 31 banks in Fed Reserve 4th District, by city, June 1974, semiannual survey, (7) 9377-3

Water data, index to stations with machine readable daily data, through Sept 1971, regional rpts, (12) 5666-7

Water quality, index to stations with machine readable data, through 1972, regional rpts, (12) 5666-6

*see also* under name of specific States  
*see also* under Region in the "Index by Categories"

**North Dakota**

Agribusiness and agriculture related occupation classifications and 1970 employment data, Natl Agribusiness Manpower Project rpt, (12) 1546-1.9

Agricultural Stabilization and Conservation Service programs by county, 1973, annual State rpt, (7) 1806-2.34

County Business Patterns: employees, payrolls, and establishments, by industry, county, and SMSA, 1973 annual rpt, (7) 2326-6.38

Deaths, geographic detail including each town of 10,000 or more, by State and outlying area, US Vital Statistics annual rpt, (11) 4144-3

Economic characteristics, Fed Reserve 9th District, 1961-73, annual rpt, (12) 9383-3

Fish landings and processing, by detailed species and value, Mississippi River drainage areas, by State, 1972, annual rpt, (12) 2166-3.6

Mental health community centers catchment areas, by State, county, census tract and code, 1973 regional rpts, (10) 4228-35.8

Mineral industry State review: by commodity, production and producers, value and work experience, 1972 Minerals Yearbook preprint, (12) 5604-16.34

Mineral production, quantity and value, each State and outlying area, Mineral Industry Surveys advance annual summary rpt series, (12) 5614-6.35

State employee average hourly compensation, 1972, (7) 6786-3.8

Sunflower seed and oil production, prices, and trade in US, 1962-74, (11) 1561-3.303

Women workers, labor force status and employment, by ethnic group and occupation, 1970, State rpts series, (7) 6566-1.35

*see also* under State in the "Index by Categories"

**North Sea**

Oil and gas resources dev by UK, 1974 staff rpt to Congress, (12) 25268-27

**Northeast States**

Agribusiness and agriculture related occupation classifications, Natl Agribusiness Manpower Project, 1974 rpt, (7) 1546-1.2

Agricultural production, US regional averages and percent of US total, 20 principal crops, 1970-72 and projected 1985 or 2000, (7) 1508-12

Air pollution damage to crops in New England States, July 1971-72, EPA survey, (7) 9198-29

Airport System Natl Plan, 1972, regional rpt, (10) 7508-2.6

Banking and financial devs, Fed Reserve Bank of Boston bimonthly articles, (7)(12) 9373-1

BLS Northeast regional rpts, series, (11) 6916-5

Earnings and hours of labor, by industry div, occupation, and sex, combined SMSA's, by regions, 1971-72, area wage survey annual rpt, (7) 6785-4.1

Farm finances outlook: cash flow, receipts, loans and capital investment trends and forecasts, 1960's-75, semiannual rpt, (12) 1541-1

Fish landings and processing, by detailed species and value, 1972, annual regional rpt, (12) 2166-3.1

Fish landings, men and gear employed, and seafood production: detailed species and value, by State, 1971, annual rpt, (11) 2164-2.2

Mental health community centers catchment areas, by State, county, census tract and code, 1973 regional rpts, (10) 4228-35.1

Railroads financial and operational problems and DOT proposed plan, 1973 rpt, (7) 7308-28

Water data, index to stations with machine readable daily data, through Sept 1971, regional rpts, (12) 5666-7

Water quality and contamination sources in 11 northeast States, 1950's-73, EPA rpt, (7) 9208-25

Water quality, index to stations with machine readable data, through 1972, regional rpts, (12) 5666-6

Waterborne commerce between and within domestic geographical trade areas, 1965-72, (10) 2128-13

*see also* under Region in the "Index by Categories"

**Norwalk, Conn.**

Occupational wage survey, 64 SMSA's, 1973-74, individual SMSA annual rpt, (7) 6785-3.6

**Norway**

- Background notes, summary social and economic data, 1974, (7) 7006-2.110
- Beef and veal production, consumption, and trade in Western Europe, 1960-74 and projected 1980, (12) 1528-74
- Coinage of nations and world coins; gold and silver production and monetary stocks, by country, 1972, (10) 8204-1.6
- Economic and business investment conditions, and trade practices, 1974 rpt, (11) 2026-2.54
- Economic trends in income, production, employment, prices, and foreign trade, 1974 semiannual rpt, (11) 2026-3.66
- Exports of US, detailed commodity by country and world area of destination, 1973, annual rpts, (7) 2424-5
- Fish catch, fleet, imports and exports, 1970-71, foreign fisheries rpt, (7) 2166-8.16
- Fish catch, fleet, imports and exports, 1971-72, foreign fisheries rpt, (7) 2166-9.15
- Imports of US, detailed commodity weights and values, by country and world area of origin, 1973, annual rpt, (11)(12) 2424-2
- Loan repayment status by program and country, AID and predecessor agencies, June 1974, semiannual rpt, (10) 7202-2
- Loans and grants from US and intl agencies, by program and country, FY46-73, annual rpt, (10) 7204-4
- Mineral industry country review: policies, production, and trade, by commodity, 1972 Minerals Yearbook preprint, (12) 5604-17.46
- NATO countries trade with Communist countries, by country, 1969-72, revised annual rpt, (10) 7146-1.18
- Paper and pulp production and exports, 1972-73, (12) 2042-5.304

**Notifiable diseases**

*see* Infective and parasitic diseases

**NSA**

*see* National Security Agency

**NSF**

*see* National Science Foundation

**Nuclear explosives and explosions**

- Fallout monitoring from nuclear bomb tests, Sweden, 1968-72, (7) 9102-2.308
- New Zealand environmental radioactivity monitoring related to Pacific tests fallout, 1959-73, (10) 9102-2.316
- Underground, recorded on seismographs, 1972, annual rpt, (12) 2154-1

**Nuclear industries**

- Employment in atomic energy field, occupational, segment, and regional distribution, 1973, (7) 6722-1.362
- Financial rpt, consolidated, for AEC and major contractors, FY74 annual rpt, (11) 9104-2
- Industry growth and operations, 1974, annual rpt, (12) 9104-3
- Operating and inspection data for all commercial nuclear power plants, monthly AEC rpt, (10) 9102-3
- Reactors and related products, production, 1973, Current Industrial Rpt, annual, (12) 2506-2.101
- see also* Nuclear power

**Nuclear power**

- Accidents at nuclear power plants, probability and consequences, 1974 AEC rpt, (7) 9108-29
- Construction and inspection schedules of nuclear power facilities being built, monthly AEC rpt, (10) 9102-4
- Construction costs, detailed estimates for nuclear, oil, and coal powered plants, 1972-73 AEC rpts, (11) 9106-2
- Construction costs, estimates for nuclear and fossil fuel power plants, AEC 1974 rpt, (11) 9108-44
- Construction labor requirement projections for electric power plants, 1974-2000, AEC rpt, (11) 9108-35
- Electric generating and reserve capabilities, Regional Reliability Council areas, 1974-93, (10) 9352-2.9
- Electric generating units, fossil and nuclear, delays in scheduled operation, 1974-78, (12) 9352-2.11
- Electric power equipment costs to govt and other buyers, and Fed and State regulation of industry, 1966-73, GAO rpt, (7) 26108-129
- Energy data collected and required by Fed Govt, description and preliminary directory, 1974, (11) 9308-4
- Energy supply, financing requirements and capital availability, selected demand levels 1974-85; Project Independence studies, (12) 9307-18
- Energy supply, projected economic and environmental effects at selected dev levels, by region, 1974-85; Project Independence studies, (11) 9307-2, (11) 9307-8
- Environmental impact statements for commercial nuclear reactors, guidelines and evaluation criteria, 1974 conf paper, (12) 4064-4.5
- Fuel processing and disposal facility requirements to 2000, 1974 conf rpt, (12) 4064-4.4
- General data, Statistical Abstract of US, 1974 annual rpt, (11) 2324-1
- Generating capacity by type of reactor, projected 1985, (7) 25408-11
- Operating and inspection data for all commercial nuclear power plants, monthly AEC rpt, (10) 9102-3
- Puerto Rico nuclear energy center, feasibility study summary, July 1970, (11) 9108-40
- R&D energy development strategy and budget proposals, Interior Dept programs, by commodity and program, FY75-79, (7) 5308-6
- R&D, Fed Govt funding by function, FY69-75, NSF rpt, (12) 9627-9
- Reactor cooling systems performance and cost estimates, conventional vs dry-types, AEC 1972 rpt, (11) 9108-32
- Reactor design performance and cost estimates, comparison of 8 advanced converter types, AEC 1969 rpt, (11) 9108-33
- Reactor fuel costs, detailed analysis and projections, 1970-2020, AEC rpt, (11) 9108-34
- Reactors in US, commercial central station: operating, decommissioned, under construction, or planned, quarterly AEC summary, (11) 9102-5

- Reactors in US or exported, listing by function or purpose, June 1974, semiannual rpt, (12) 9102-1
- Reactors using mixed oxide fuels, AEC technical rpt with performance data, Apr 1974, (10) 9108-31
- TVA construction projects, FY74, annual rpt, (12) 9804-11
- Uranium fuel cycle and environmental pollution impact: use of land, water, and fossil fuels, AEC 1974 rpt, (11) 9108-36
- see also* Nuclear industries
- see also* Radiation and radioactive materials
- see also* Radioactive waste disposal
- Nuclear powered ships**
- Listing of all nuclear reactors in US or exported, by function or purpose, June 1974, semiannual rpt, (12) 9102-1
- Nuclear weapons**
- see also* Missiles and rockets
- see also* Nuclear explosives and explosions
- Numismatics**
- see* Coins and coinage
- Nursery products**
- see* Flowers and nursery products
- Nurses and nursing**
- Education costs for 8 health professions, 1972-73, (11) 4458-35
- Elementary and secondary public school staff and pupil services available, selected pupil/staff ratios, 1970 survey, (7) 4588-25
- Fed Govt civilian employment, by salary level, and average salary, 1973, annual rpt, (12) 9844-6.3
- Foreign health conditions, epidemiologic analysis in developing countries, country rpt series, (10) 4006-1
- Hospital staff by State and type of hospital, 1971, biennial rpt, (7) 4144-8
- Income tax returns of businesses: income, expense, and tax data, by selected industries, 1972, annual preliminary rpt, (11) 8304-6
- Mental hospital staff, State and county facilities by region and State, 1973, (10) 4226-5.109
- Methadone regulatory laws, Fed and State, legal handbook for administrators, 1974, (10) 4498-2
- NYC and Nassau-Suffolk metro area hospitals occupational earnings and supplementary benefits survey, Aug 1972, (10) 6928-19
- Paraprofessionals use, and projected effects of task delegation on health manpower needs, 1980-90, (10) 4458-39
- Supply of health manpower, characteristics and trends, 1970 and projections to 1990, (10) 4458-40
- see also* Midwives
- Nursing homes**
- see* Hospitals and nursing homes
- Nutrition and malnutrition**
- Africa, Sahel area, drought, famine and relief operations, as of June 1974, (11) 7208-3
- Agricultural research scientist man-years and funds expended, FY73, annual rpt, (12) 1744-2
- Deaths and death rates, by cause, 1971 US Vital Statistics advance rpt, (11) 4146-5.15



- Deaths, 69 selected causes, by age, color, sex, State and outlying area, 1970, US Vital Statistics annual rpt, (11) 4144-3
- Economic benefits from eliminating malnutrition, 1969 analysis, (7) 25588-13
- Fats and cholesterol effects on health, 1974 pamphlet, (12) 1708-16
- Food consumption: nutrients available per capita and food groups contributing nutrients, 1960-73, annual rpt, (12) 1544-4.4
- Foreign health conditions, epidemiologic analysis in developing countries, country rpt series, (10) 4006-1
- General data, Statistical Abstract of US, 1974 annual rpt, (11) 2324-1
- Natl nutrition surveys conducted by HEW, GAO review of design and implementation, 1973, (7) 26108-118
- Nutritional habits and problems of population special groups, 1974 compilation of articles, (7) 25588-12
- Outlook, natl annual agricultural conf papers, 1975, (12) 25164-1.4
- Research on nutrition, potential benefits, Fed programs and projects, and Canada survey, 1974 compilation, (10) 25588-11
- School food service programs in large cities, participation and prices, by city, FY73, annual rpt, (12) 1364-3
- School food service programs, number and enrollment of public and private schools with and without, 1973, annual survey, (12) 1364-4
- World food situation 1960s-73 trends, and prospects for 1980-85, preliminary rpt, (7) 25588-9
- World food supply, GAO 1974 analysis, (10) 26108-142  
*see also* Food assistance  
*see also* Food consumption  
*see also* Obesity  
*see also* School lunch and breakfast programs
- Nuts**
- Exports and imports of US, by country and commodity, FY73-74, annual rpt, (12) 1524-1
- Exports of US, detailed commodity by country and world area of destination, 1973, annual rpts, (7) 2424-5
- Food consumption, supply, trade, prices, and expenditures: statistics and indexes, by commodity, 1960-73, annual rpt, (12) 1544-4
- Outlook, natl annual agricultural conf papers, 1975, (12) 25164-1.3
- Production data, 45 crops: current primary statistics on planting and yields, 1974 annual releases series, (7)(10)(11)(12) 1621-1
- Reclamation: Fed Govt land and water resources dev programs utilization of acquired land, by region, project, and crop, 1973 annual rpt, (11) 5824-1.2  
*see also* Oils, oilseeds, and fats
- Oakland, Calif.**
- Cancer incidence rates by site of disease, sex, race, and age, 1969-71 survey, (10) 4476-2.10
- Minority group and women employment, 20 SMSA's, 1972 annual rpt, (12) 9244-2
- Mortgages, conventional home, interest rates and terms, by type of lender, monthly rpt, (12) 9312-2
- Occupational wage survey, 94 SMSA's, 1973-74, individual SMSA annual rpts, (7) 6785-2.14
- OASDHI**  
*see* Old-Age, Survivors, Disability, and Health Insurance
- Oats**  
*see* Grains and grain products
- Obesity**
- Obesity, relationship to disease and mental disorder, 1974 compilation of articles, (10) 25588-10
- O'Brien, James M.**
- "Federal Regulation of Stock Market Credit: A Need for Reconsideration", (7) 9387-1.307
- "Inflation and a Role for Monetary Policy", (10) 9387-6
- "Inflation and Unemployment: The Great Debate", (10) 9387-6
- Obstetricians and gynecologists**
- Family planning programs and studies, bimonthly digest articles, (12) 4272-1
- Manpower studies in 16 medical specialties, annotated bibl, 1960-74, (11) 4458-31  
*see also* Maternity
- Occupational health and safety**
- Abrasive blasting, respiratory protective equipment use, 1972-73, (12) 4248-12
- BLS major programs, 1974, annual listing, (7) 6704-1
- Coal mine safety inspections and violations, and research grants and projects, 1973, annual rpt, (11) 5634-1
- Electric power generation environmental and public health costs, 7 power plant types, 1973 AEC study, (12) 9108-42
- Fed Govt employees occupational accidents and illnesses and property damage, by agency, 1973, annual rpt, (10) 6604-1
- Firemen injured in violent incidents, 1968-71, natl survey rpt, (7) 6068-33.4
- Hazardous substances and working conditions, occupational exposure, measurement and recommendations, series, (7)(10) 4246-1
- Heavy equipment workers, relationship between whole body vibration and morbidity patterns, 1971-73, (7) 4248-10
- Hospital employees, occupational safety and health programs provided by hospitals, 1972, (11) 4248-11
- Injuries and illnesses in private nonfarm industries, by detailed industry, 1972, annual rpt, (10) 6844-1
- Laser products risk classification, 1974 rpt, (7) 4068-18
- Mercury, exposure effects on man and laboratory animals, 1969 Russian study, (10) 4478-29
- Microbiological lab personnel health hazards in oncogenic virus research, 1969 rpt, (10) 4478-30
- Mineral industry State review: by commodity, production and producers, value and work experience, 1972 Minerals Yearbook preprints series, (12) 5604-16
- Mines, mills, and quarries, safety and health inspections and research, 1973, annual rpt, (11) 5634-2
- NASA accident and injury types, causes, frequency, severity, and costs, 1973, annual rpt, (11) 9504-4
- R&D projects supported by NIOSH grants, FY74, (12) 4244-2
- Work injury and illness rates, by industry, 1972, annual rpt, (11) 6724-1.9  
*see also* Black Lung Benefit Program  
*see also* Radiation and radioactive materials
- Occupational Safety and Health Administration**
- Fed Govt employees occupational accidents and illnesses and property damage, by agency, 1973, annual rpt, (10) 6604-1
- Occupational therapy**
- Supply of health manpower, characteristics and trends, 1970 and projections to 1990, (10) 4458-40  
*see also* Vocational rehabilitation
- Occupational training**  
*see* Employee development  
*see* Vocational education and training
- Occupations**
- Agribusiness and agriculture related occupation classifications and 1970 employment data, Natl Agribusiness Manpower Project series, (7)(12) 1546-1
- College graduate occupational outlook handbook, 1974-75, (7) 6744-2
- Computer occupations, employment and manpower, 1970 and outlook for 1980, (12) 6748-24
- Employment and output projections, 1980 and 1985, by detailed industry and occupation, and 1959-72 base data, (7) 6728-4
- Female family heads, demographic, economic, and housing data, 1960-73, Current Population Rpt, (7) 2546-2.50
- Low income neighborhoods in 50 largest US cities: population, income, employment, and housing characteristics, 1970 census supplementary rpts, (12) 2535-2
- Manpower and output requirements for industries and occupations, analysis of long-range forecasting models, 1973, (12) 2708-21
- Manpower and training needs, projections and planning to 1985, (12) 6748-26
- Occupational composition of selected industries, 1971, industry survey series, (7)(10)(11)(12) 6746-4
- Occupational rankings by sex and earnings, including age and education levels, 1969, (7) 6722-1.356
- Occupational supply, data availability for manpower analysis, 1974 rpt, (7) 6888-14  
*see also* Agricultural labor  
*see also* Blue collar workers  
*see also* Clerical workers  
*see also* Employee development  
*see also* Federal employees  
*see also* Health occupations  
*see also* Professional and technical workers  
*see also* Public administration  
*see also* State and local employees  
*see also* Teachers  
*see also* Vocational education and training  
*see also* Vocational guidance  
*see also* under Occupation in the "Index by Categories"

- Ocean floor**  
*see also* Continental shelf
- Ocean liners**  
*see* Passenger ships
- Ocean pollution**  
*see* Marine pollution
- Oceania**  
 Agricultural exports and imports of US, by country and commodity, FY73-74, annual rpt, (12) 1524-1  
 Airline departures from US to other countries, US citizens and aliens, 1964-74, (12) 9148-19  
 Communist Party membership and organization in 94 countries (excluding US), 1973, annual rpt, (10) 7144-1  
 Economic conditions summary data, 14 East Asian and Oceanic nations, 1974 rpt, (7) 2026-2.39  
 Exports and imports of US, by detailed SIC commodity and world area of origin/destination, 1973, annual rpt, (12) 2424-6  
 Exports of US, detailed commodity by country and world area of destination, 1973, annual rpts, (7) 2424-5  
 Foreign visitor arrivals and US citizen departures, by US port and country of embarkation/debarkation, and transport mode, 1972, annual rpt, (11) 2904-1  
 GNP trends and growth rates, by non-Communist region and country, 1950-73, (10) 7204-9  
 Immigrants admitted to US, aliens deported, passengers arrived and departed, and persons naturalized, INS FY73 annual rpt, (10) 6264-2  
 Immigrants admitted to US as professional, technical and kindred workers, FY74, annual rpt, (12) 6264-1  
 Imports of US, detailed commodity weights and values, by country and world area of origin, 1973, annual rpt, (11)(12) 2424-2  
 Imports of US, detailed commodity weights and values, by country of origin, monthly rpt, (11) 2422-2  
 Loans and grants from US and intl agencies, by program and country, FY46-73, annual rpt, (10) 7204-4  
 Mining and petroleum laws, 140 world jurisdictions, 1970-74 rpts, (10) 5608-23.2  
 Trade prospects for US exporters in 10 nations of Far East and Oceania, 1974 rpt, (7) 2026-2.40  
*see also* Australia  
*see also* New Zealand  
*see also* under Foreign Country in the "Index by Categories"
- Oceanography**  
 Marine environmental prediction, Fed Govt programs and funds, FY74-75, annual rpt, (12) 2144-3  
 Marine research projects, descriptive catalog, 1973, (11) 12368-1  
 Natl Marine Data Inventory, summary description of data collected in 1972, (11) 2158-14  
 New York Bight region, 1974 catalog of NOAA marine environmental publications and services, (12) 2158-15  
 Sea level, trends and variability in yearly mean at 50 US locations from year of first measurement, 1893-1972, annual rpt, (11) 2174-4
- Tidal current tables, time and velocity, US coasts and Asia, 1975 annual rpt, (12) 2174-1  
 Tide tables, time and height at worldwide coastal points, 1975 predictions, (11)(12) 2174-2  
*see also* Marine pollution  
*see also* Marine resources  
*see also* Navigation
- O'Dell, Charles**  
 "Major Developments in the U.S. Export Reporting System". (12) 1561-4.303
- OE**  
*see* Office of Education
- OECD**  
*see* Organization for Economic Cooperation and Development
- OEO**  
*see* Office of Economic Opportunity
- Office furniture and equipment**  
 Barber chairs, imports and tariff reductions effect on domestic industry, Tariff Commission investigations under 1962 Trade Expansion Act; production, trade, price, and domestic industry employment and profit/loss data, Jan 1968, (10) 9886-3.11, (10) 9886-3.16  
 Computing, accounting, and related machines, production of, 1973, Current Industrial Rpt, annual, (12) 2506-2.76  
 County Business Patterns: employees, payrolls, and establishments by detailed industry, State, county, and SMSA, 1973, annual rpts series, (7)(10)(11) 2326-6  
 Exports and imports of US, by detailed SIC commodity and world area of origin/destination, 1973, annual rpt, (12) 2424-6  
 Exports of US, detailed commodity by country and world area of destination, 1973, annual rpts, (7) 2424-5  
 Imports of US, detailed commodity weights and values, by country and world area of origin, 1973, annual rpt, (11)(12) 2424-2  
 Imports of US, detailed commodity weights and values, by country of origin, monthly rpt, (11) 2422-2  
 Manufacturers shipments of office furniture, safes, and chests, 1973, annual Current Industrial Rpt, (12) 2506-2.104  
 Mergers and acquisitions, economic characteristics of companies involved, by industry, 1967-71, (12) 2326-2.4  
 Occupational composition of office, computing, and accounting machines industry, June 1971, (11) 6746-4.5  
 Occupational composition, office furniture industry, June 1973, (12) 6746-4.66  
 Occupational composition, pens, pencils, office and art supplies industry, June 1971, (12) 6746-4.86  
 Occupational composition, public building furniture and miscellaneous furniture and fixtures industry, June 1971, (10) 6746-4.45  
 Production and marketing outlook, by industry, trends 1967-74 and projected 1975-80, annual rpt, (11) 2044-1  
 Transportation of lumber, furniture, and wood and paper products, by transportation mode and region of origin and destination 1972 Commodity Transportation Survey, (11) 2575-1.2
- Office of Child Development**  
 Head Start services to handicapped children, 1973, annual rpt, (11) 4024-4  
 Research and demonstration projects, Office of Child Dev, FY74, (10) 4024-2
- Office of Coal Research**  
 Gasification technology: evaluation of progress, estimated plant costs, and projected US gas requirements, 1973-74 rpts, (7) 5348-1
- Office of Economic Opportunity**  
 Data banks maintained by Fed depts and agencies, info collected and access, Senate Judiciary Committee survey, 1970-74, (11) 25528-20.6  
 Nutrition research projects, Fed sponsored, May 1973 directory, (10) 25588-11  
 Union recognitions, agreements, and membership, Fed employees, Nov 1973, annual rpt, (7) 9844-14
- Office of Education**  
 Compensatory education projects, results of pre and post test evaluation studies, 1970-71, (11) 4508-23  
 Data banks maintained by Fed depts and agencies, information collected and access, Senate Judiciary Committee survey, 1970-74, (7) 25528-20.3  
 Desegregating school districts, Fed Govt funding under ESAP, by State, FY74, (12) 4508-9  
 Educational outcomes, relationship to background variables, review of the literature, 1974 rpt, (10) 4518-3  
 Elementary and Secondary Education Act title II, acquisition of library and instructional materials, FY71 annual rpt, (12) 4504-7  
 Higher education planning, manual, with 1960's-72 data, projections, and planning methods, (12) 4508-25  
 Natl Assessment of Educational Progress, literature and reading surveys, 1970-71, (10) 4516-2  
 Natl Assessment of Educational Progress methods, 1974 annual rpt, (12) 4514-1  
 Natl Assessment of Educational Progress, objectives by subject area, narrative rpt series, (10) 4518-1  
 Natl Assessment of Educational Progress, social studies survey, 1971-72, (10) 4516-3  
 Natl Defense Education Act title III, funds for instructional equipment, FY71 annual rpt, (11) 4504-14  
 Program characteristics and evaluation of effectiveness, FY73 annual rpt, (11) 4504-12  
 Publications, June 1972-July 1974, bibl, (11) 4508-24  
 Title I educational programs, guide for parents and parents advisory councils; expenditures and appropriations, FY72, (7) 4508-22  
 Vocational education enrollment, expenditures, and teachers in Fed, State, and local govt financed programs, FY73, annual rpt, (7)(12) 4504-4
- Office of Emergency Preparedness**  
 Data banks maintained by Fed depts and agencies, info collected and access, Senate Judiciary Committee survey, 1970-74, (11) 25528-20.6  
 Employees, Fed Govt civilian, by geographic location, dept and agency, and pay system, 1972, annual rpt, (11) 9844-8

- Office of Foreign Direct Investments**  
 Multinatl US firms, foreign affiliates: financial structure and impact of Foreign Direct Investment Program, 1966-71, (10) 2078-3
- Office of Human Development**  
*see also* Administration on Aging  
*see also* Office of Child Development
- Office of Management and Budget**  
 Data banks maintained by Fed depts and agencies, info collected and access, Senate Judiciary Committee survey, 1970-74, (11) 25528-20.6  
 Employee training, Fed Govt civilian, 31 agencies, US Civil Service Commission annual rpt, FY73, (7) 9844-12.2  
 Fed Govt assistance programs, financial and non-financial, comprehensive listing, 1974, (7) 104-5  
 Statistical Reporter, monthly, (7)(10)(11)(12) 102-1
- Office of Minority Business Enterprise**  
 Manufacturing firms owned by minorities, OMBE directory, 1974, (11) 2108-3  
 Minority enterprise dev, Fed Govt programs and funding and private participation, FY69-73, annual rpt, (12) 2104-1
- Office of Research and Statistics, SSA**  
 Disabled persons characteristics, OASDHI beneficiaries and denials, rehabilitation services, income, and medical costs, 1966 survey series, (7) 4746-6  
 Health insurance statistics notes, comprehensive medicare subjects, (7)(12) 4746-2  
 Medicare enrollees, reimbursements, participating facilities, and admissions, by State, FY68-72, annual rpt, (10) 4744-5  
 Medicare, hospital utilization covered and supplementary medical services used, and charges, by age, sex, and region, 1966-71, series, (12) 4746-1  
 Natl health insurance proposals, 93d Congress, provisions, (7) 4748-13  
 OASDHI benefits and coverage, detailed breakdowns, 1937 or start of program through 1972 annual rpt, (7) 4744-3  
 OASDHI, medicare, unemployment insurance and public assistance program data, and trust funds status, since 1940, monthly rpt, (7) 4742-1  
 OASDHI retired-worker beneficiaries, newly entitled characteristics and reasons for early retirement, survey series, (10) 4746-7  
 Research and statistics notes on social security programs, series, (7)(10)(11)(12) 4746-11  
 Social security law provisions and payments procedures, digest series, (7) 4746-13
- Office of Resources Analysis, NIH**  
 Resources Analysis Memos, series, (7) 4446-2
- Office of Revenue Sharing**  
 Revenue sharing payments to State and local govts, 1974 rpts, (7)(10)(11) 8066-1
- Office of Saline Water**  
 Laboratories operated by or for Fed Govt: costs, space and equipment, personnel, and utilization, June 30, 1972, inventory, (7) 21188-1
- Office of Science and Technology**  
 Traffic accident cost estimates, GAO 1974 analysis, (7) 26108-128
- Office of Telecommunications**  
 Industry market and capital investment summary statistics, 1970-74, pamphlet, (12) 2808-2  
 Laboratories operated by or for Fed Govt: costs, space and equipment, personnel, and utilization, June 30, 1972, inventory, (7) 21188-1  
 Overseas telecommunication rates history and detailed rate tables, 1927-73, (12) 2808-4  
 Telephone density and area serviced by major companies, by State, 1973, (12) 2808-5  
 Telephone service availability and costs in US and 14 foreign industrialized nations, 1960-71, (12) 2808-3
- Office of Telecommunications Policy**  
 Radio frequency assignments for Fed agency use, Jan-June 1974, semiannual rpt, (11) 602-1  
 Radio spectrum use and equipment held by Fed Govt agencies, Jan 1974, (12) 608-5
- Office of the Secretary of Defense**  
 Contract dollar volume for 100 leading DOD contractors and subsidiaries during FY74, annual rpt, (12) 3544-5  
 Contracts in areas with substantial unemployment, FY74, annual rpt, (12) 3544-8  
 Defense R&D contracts, top 500 contractors with DOD, FY74, annual rpt, (12) 3544-4  
 Reserve forces manpower strength and characteristics, monthly DOD rpt, (10) 3542-4
- Office of the Special Representative for Trade Negotiations**  
 Trade Agreement Program, annual rpt of Pres, 1973, (12) 444-1
- Office workers**  
*see* Clerical workers
- Official publications**  
*see* Government documents
- Officials**  
 Black elected officials, by State and office, Mar 1974, Current Population Rpt, annual, (7) 2546-2.48  
 County governing boards, number, members, names, and methods of selection, by State, 1973, (10) 2466-3.9  
*see also* Congressional employees  
*see also* Federal employees  
*see also* State and local employees
- Ogden, Utah**  
 Retail trade establishments in major retail centers of SMSA's: number, sales, employment, payrolls, by kind of business, 1972 census series, (12) 2401-1.45
- Ogren, Kenneth E.**  
 "France: The World's Second Largest Exporter", (10) 1922-2.339  
 "French Have Farm Problems Despite Still-Strong Exports", (10) 1922-2.339
- Ohio**  
 Agribusiness and agriculture related occupation classifications and 1970 employment data, Natl Agribusiness Manpower Project rpt, (12) 1546-1.6  
 Agricultural Stabilization and Conservation Service programs by county, 1973, annual State rpt, (7) 1806-2.35
- Appalachian regional dev, FY73 annual rpt, (7) 9084-1  
 County and SMSA population estimates, selected States, July 1, 1972-73, Fed-State cooperative program, (7) 2546-4.10  
 County Business Patterns: employees, payrolls, and establishments, by industry, county, and SMSA, 1973 annual rpt, (7) 2326-6.39  
 Deaths, geographic detail including each town of 10,000 or more, by State and outlying area, US Vital Statistics annual rpt, (11) 4144-3  
 Fish landings and processing, by detailed species and value, Mississippi River drainage areas, by State, 1972, annual rpt, (12) 2166-3.6  
 Hocking River subwatershed fluvial sediment and selected other characteristics, 1972, (10) 5666-5.9  
 Mental health community centers catchment areas, by State, county, census tract and code, 1973 regional rpts, (10) 4228-35.5  
 Mineral industry State review: by commodity, production and producers, value and work experience, 1972 Minerals Yearbook preprint, (12) 5604-16.35  
 North Central States farm characteristics, production, and land resources, by farm production regions, 1967-72, (7) 1598-105  
 Pesticide residues in 7 Ohio rivers entering Lake Erie, EPA monitoring project results, Aug 1971-June 1972, (7) 9208-24  
*see also* Canton, Ohio  
*see also* Cincinnati, Ohio  
*see also* Cleveland, Ohio  
*see also* Columbus, Ohio  
*see also* Dayton, Ohio  
*see also* Toledo, Ohio  
*see also* under State in the "Index by Categories"
- Ohio River**  
 Freight moved on inland waterways in and between 10 geographical areas, by commodity and type of vessel, 1971-72, (10) 2128-13.4
- Oil**  
*see* Oils, oilseeds, and fats  
*see* Petroleum and petroleum industry
- Oil and gas leases**  
 Concentration ratios and selected bid records of producers and pipelines in offshore lease acquisitions, 1974 hearings, (10) 25448-25.4  
 Continental shelf leases, number and summaries of receipts and sales, by State and mineral, 1954-73, (12) 25268-26.1  
 Fed lands leases, acreage, and legislative review, 1970-73, (10) 25448-26  
 Louisiana offshore natural gas reserves, comparison of Fed and American Gas Assn estimates 1971-72, FPC staff rpt, (12) 9358-26  
 Offshore oil- and gas-producible shut-in leased wells and estimated gas reserves, La and Tex, Jan 1974, (7) 9358-20  
 Offshore oil and gas leases from Fed Govt, bids and bonuses paid by company, Dec 1970-June 1973, (12) 25268-24.3  
 Oil shale dev, projected economic and environmental effects at selected projection levels, 1974-2010, (11) 9307-9

- Outer continental shelf lease sales, by State, 1954-73, (12) 9358-26.2
- Reserves on Fed lands, data sources, selected costs and shut-in well producible zone completions, 1973, GAO rpt, (10) 26108-131
- Sales by date, type, and State 1954-72; and geophysical exploration by State, 1970-71, (12) 25268-24.2
- World offshore and onshore oil and natural gas production, reserves, and foreign trade, 1972 and selected previous years, (10) 5668-2
- Oils, oilseeds, and fats**
- Agricultural Stabilization and Conservation Service programs and activities, by county, 1973, annual State rpt series, (7) 1806-2
- Agricultural Stabilization and Conservation Service programs and practices, by county, 1973, annual State rpt series, (12) 1806-2
- CCC financial condition and programs, FY74, annual detailed rpt, (12) 1824-3
- Chartbook, general agricultural data, 1960-74 and selected earlier data, annual rpt, (12) 1504-3
- Cottonseed, oil quality factors, 1973 crop, annual rpt, (7) 1309-5
- Cottonseed production, disposition, and prices, 1920-72, (12) 1568-19
- County Business Patterns: employees, payrolls, and establishments by detailed industry, State, county, and SMSA, 1973, annual rpts series, (7)(10)(11) 2326-6
- Exports and imports of US, by country and commodity, FY73-74, annual rpt, (12) 1524-1
- Exports and imports of US, by detailed SIC commodity and world area of origin/destination, 1973, annual rpt, (12) 2424-6
- Exports and imports of US, 1974 FAS annual circulars, (7)(10)(11) 1925-20
- Exports of US, detailed commodity by country and world area of destination, 1973, annual rpts, (7) 2424-5
- Exports of US: grains, oilseeds, oilseed products, and cotton, by area and country of destination, weekly rpt, (10) 1621-20, (10) 1922-3
- Farm marketing cash receipts, oil-bearing crops, 1910-73, semiannual rpt, (7) 1541-2.3
- Farm marketing cash receipts, 125 commodities and commodity groups, 1971-73, annual rpt, (7) 1541-3
- Fish meal, oil, and solubles, production and trade, 1973, annual rpt, (12) 2166-6.8
- Fish products production, 1971, annual rpt, (11) 2164-2
- Food consumption, supply, trade, prices, and expenditures: statistics and indexes, by commodity, 1960-73, annual rpt, (12) 1544-4
- Foreign and US fats and oils production, exports, and imports, FAS circular series, (11)(12) 1925-1
- Foreign and US meat, livestock, and livestock products, production and trade, 1974 FAS annual circulars, (7)(12) 1925-3
- Foreign and US spices, essential oils, and tea production and US imports, 1974 FAS annual circulars, (7)(10) 1925-15
- Futures trading in soybean and coconut oil: traders open contracts, monthly rpt, (7) 1322-1
- Imports of US, detailed commodity weights and values, by country and world area of origin, 1973, annual rpt, (11)(12) 2424-2
- Imports of US, detailed commodity weights and values, by country of origin, monthly rpt, (11) 2422-2
- Mayonnaise and related products, production and shipments, 1973, Current Industrial Rpt, annual, (7) 2506-2.9
- Mayonnaise, salad dressing, and related products: shipments, by State, type and size of container, and sales, 1972-73, annual rpt, (11) 2044-6
- Mergers and acquisitions, economic characteristics of companies involved, by industry, 1967-71, (12) 2326-2.4
- Outlook, natl annual agricultural conf papers, 1975, (12) 25164-1.3
- Production data, 45 crops: current primary statistics on planting and yields, 1974 annual releases series, (7)(10)(11)(12) 1621-1
- Production, prices, consumption, and trade, current and trends, periodic situation rpt articles, (11) 1561-3
- Tung nut and oil price support program, 1944-74, ACSC annual rpt, (12) 1806-1.15
- World agricultural production, prices, and trade, 1974-75 and selected 1960's data, annual rpt, (7) 1524-3
- World agricultural production, prices, and trade, 1974-75 and selected 1960's data, periodic rpt, (12) 1522-3
- see also* Animal feed and forage
- see also* Corn
- see also* Soybeans
- Oklahoma**
- Agribusiness and agriculture related occupation classifications and 1970 employment data, Natl Agribusiness Manpower Project rpt, (12) 1546-1.7
- Agricultural Stabilization and Conservation Service programs in Oklahoma, by county and congressional district, 1973, annual State rpt, (7) 1806-2.36
- County Business Patterns: employees, payrolls, and establishments, by industry, county, and SMSA, 1973 annual rpt, (7) 2326-6.40
- Deaths, geographic detail including each town of 10,000 or more, by State and outlying area, US Vital Statistics annual rpt, (11) 4144-3
- Fed Reserve member bank condition statements, 10th District, by State, quarterly rpt, (10) 9381-5
- Fish landings and processing, by detailed species and value, Mississippi River drainage areas, by State, 1972, annual rpt, (12) 2166-3.6
- Mental health community centers catchment areas, by State, county, census tract and code, 1973 regional rpts, (10) 4228-35.6
- Mineral industry State review: by commodity, production and producers, value and work experience, 1972 Minerals Yearbook preprint, (12) 5604-16.36
- Ozarks employment distribution and growth, 1960-70, relative to US and by industry, (12) 1598-106
- State employee average hourly compensation, 1972, (11) 6786-3.9
- Watershed program in Arkansas-White-Red water resource region, evaluation of land use and flood control effects, 1966-70, (7) 1588-21
- see also* under State in the "Index by Categories"
- Old age**
- see* Aged and aging
- Old-Age and Survivors Insurance Trust Fund**
- see* Federal trust funds
- Old Age Assistance**
- Applications, cases approved and discontinued, reasons for disapproval or discontinuation, by State and outlying area, quarterly rpt, (12) 4822-12
- Concurrent receipt of OAA and OASDHI cash benefits by persons 65 and over, since 1940, and current by State, quarterly rpt, (7) 4742-1.10
- Concurrent receipt of OAA and OASDHI cash benefits by persons 65 and over, 1940-72, and by State 1972, annual rpt, (7) 4744-3.2
- Fraud cases disposition, FY73, annual rpt, (7) 4824-13
- Recipients, monthly payments, medical vendor payments, since 1940, monthly rpt, (7) 4742-1.6
- Recipients, total and average monthly payments, 1936-72, by State 1972, SSA annual rpt, (7) 4744-3.16
- see also* Supplemental security income program
- Old-Age, Survivors, Disability, and Health Insurance**
- Actuarial studies, medicare and OASDHI future cost estimates and past experience analyses, series, (10)(12) 4706-1
- Benefits and coverage, detailed breakdowns, 1937 or start of program through 1972, annual rpt, (7) 4744-3
- Benefits, by type of beneficiary, 1940-73, annual rpt, (11) 6724-1.6
- Benefits payments relationship to unemployment rates, 1974 rpt, (7) 4746-11.20
- Benefits provisions and payments, OASDI digest series, (7) 4746-13
- Financial operations, FY73 and projections to FY78, annual rpt, (10) 21784-8
- Increased OASDI benefits rate, June 1974, (7) 4746-11.24
- Overseas recipients payments under OASDI, selected years 1940-73, (7) 4746-11.27
- Programs, beneficiaries and payments, trust fund status, and data by States, since 1940, monthly and quarterly rpt, (7) 4742-1
- Retired-worker benefits, characteristics and resources of persons newly entitled, survey series, (10) 4746-7
- Widows life insurance, survivor and other benefits, and financial adjustment to widowhood, 1968-69 interview study, (7) 25528-19.1
- see also* Medicare
- Olefsky, Jerrold**
- "Effects of Weight Reduction on Obesity", (10) 25588-10
- Oleomargarine**
- see* Oils, oilseeds, and fats

**Olsen, Duane A.**

"Migrant Response to Industrialization in Four Rural Areas, 1965-70", (7) 1598-104

**Oman**

Economic conditions summary data, 17 Near Eastern and North African nations, 1974 rpt, (11) 2026-2.48  
 Market potential for US products and marketing info, 12 Near Eastern nations, 1974 rpt, (11) 2028-4  
 Mineral industry review: policies, production, and trade, by commodity, 1972 Minerals Yearbook preprint, (12) 5604-17.73

**O'Mara, James**

"World Pork Output Facing Surplus But Quick Adjustment Seen", (10) 1922-2.340

**OPEC**

*see* Organization of Petroleum Exporting Countries

**Open housing**

*see* Discrimination in housing

**Operation Breakthrough**

Waste disposal equipment and systems evaluations for HUD housing projects, 1970 study, (11) 9218-16

**Opinion polls**

*see* Public opinion polls

**Opinion Research Corp.**

Energy crisis, public awareness survey, spring 1973, (7) 21408-14.5

**Opium**

*see* Drugs

**Optometry**

Education costs for 8 health professions, 1972-73, (11) 4458-35  
 Eyeglass frames, imports and tariff reductions effect on domestic industry, Tariff Commission investigations under 1962 Trade Expansion Act; production, trade, price, and domestic industry employment and profit/loss data, Oct 1967, (10) 9886-3.10  
 Income tax returns of businesses: income, expense, and tax data, by selected industries, 1972, annual preliminary rpt, (11) 8304-6  
 Licensed optometrists, by age, sex, county and type of practice, and education, State rpts, 1972-73, (7) 4456-3  
 Manpower studies in 16 medical specialties, annotated bibl, 1960-74, (11) 4458-31  
 Occupational composition, ophthalmic goods industry, June 1971, (12) 6746-4.107  
 Optical goods stores, employment, sales, and payroll, final State rpts, 1972 Census of Retail Trade, (7)(10)(11)(12) 2397-1  
 Optical instruments production and marketing outlook, industry trends, 1967-74 and projected 1975-80, annual rpt, (11) 2044-1  
 Supply of health manpower, characteristics and trends, 1970 and projections to 1990, (10) 4458-40  
*see also* Vision

**Orange, Tex.**

Occupational wage survey, 94 SMSA's, 1973-74, individual SMSA annual rpts, (10) 6785-2.16

**Oranges**

*see* Citrus fruits

**Ordnance**

County Business Patterns: employees, payrolls, and establishments by detailed industry, State, county, and SMSA, 1973, annual rpts series, (7)(10)(11) 2326-6  
 Mergers and acquisitions, economic characteristics of companies involved, by industry, 1967-71, (12) 2326-2.4  
 Occupational composition, ordnance and accessories industry, June 1971, (11) 6746-4.12  
*see also* Ammunition  
*see also* Bombs

**Oregon**

Agribusiness and agriculture related occupation classifications and 1970 employment data, Natl Agribusiness Manpower Project rpt, (12) 1546-1.11  
 Agricultural Stabilization and Conservation Service programs by county, 1973, annual State rpt, (7) 1806-2.37  
 County and SMSA population estimates, selected States, July 1, 1972-73, Fed-State cooperative program, (7) 2546-4.10  
 County Business Patterns: employees, payrolls, and establishments, by industry, county, and SMSA, 1973 annual rpt, (7) 2326-6.41  
 Deaths, geographic detail including each town of 10,000 or more, by State and outlying area, US Vital Statistics annual rpt, (11) 4144-3  
 Economic base and growth projections to 1985, Pacific Northwest, 1961-70 survey, (10) 5918-2  
 Farm real estate value and farmland use value, Oregon, 1965-69, regression analysis, (12) 1548-67  
 Gasoline inventories by company, selected months, 1972-73, (7) 25408-10.3  
 Mental health community centers catchment areas, by State, county, census tract and code, 1973 regional rpts, (10) 4228-35.10  
 Mineral industry State review: by commodity, production and producers, value and work experience, 1972 Minerals Yearbook preprint, (12) 5604-16.37  
 Mineral production, quantity and value, each State and outlying area, Mineral Industry Surveys advance annual summary rpt series, (12) 5614-6.38  
 Petroleum allocation program, State energy office activities, employees and estimated costs, 1974-75, GAO rpt, (10) 26108-132  
 Retail trade establishments, employment, sales, and payroll, final State rpt, 1972 census, (7) 2397-1.38  
 Retail trade establishments, employment, sales, and payroll general data, preliminary State rpt, 1972 census, (7) 2395-1.38  
 Service industry establishments, employment, receipts, and payroll, final State rpt, 1972 census, (10) 2391-1.38  
 Water supply capacity and storage, Oct 1974, (10) 1268-7  
 Wholesale trade establishments, employment, sales, and payroll and expenses, final State rpt, 1972 census, (7) 2405-1.38  
*see also* Portland, Oreg.  
*see also* under State in the "Index by Categories"

**Orem, Utah**

Retail trade establishments in major retail centers of SMSA's: number, sales, employment, payrolls, by kind of business, 1972 census series, (12) 2401-1.45

**Organization for Economic Cooperation and Development**

Export performance and economic dynamism, factor analysis for 20 OECD countries, 1960-70, (10) 9886-2.7  
 Exports and imports of US, by detailed SIC commodity and world area of origin/destination, 1973, annual rpt, (12) 2424-6  
 Exports of US, detailed commodity by country and world area of destination, 1973, annual rpts, (7) 2424-5  
 GNP and economic growth of members, 1963-73, annual rpt, (10) 7146-1.8  
 Imports of US, detailed commodity weights and values, by country and world area of origin, 1973, annual rpt, (11)(12) 2424-2  
 Pollution control costs to US and foreign manufacturers and impact on consumer prices, review of methodologies, 1974 annual rpt, (7) 21644-1  
 Tariffs and imports from 9 Communist countries, OECD compared to US, 1971, (10) 9886-2.6  
 Trade patterns of western nations, 1973, annual rpt, (12) 7146-1.11

**Organization of Petroleum Exporting Countries**

Balance of payments with US 1974-85 projections; oil revenues, 1974, by country; Project Independence study, (12) 9307-18.1  
 Crude oil and petroleum products imports to US and Puerto Rico, by product and country of origin, 1973, annual rpt, (7) 9304-4  
 Energy prices, domestic and intl cost and production effects, selected periods 1950-85, (12) 21248-10  
 Oil embargo, estimated impact on US economy, 1974; Project Independence studies, (11) 9307-2.10  
 Oil production and exports to US, by country and product category, 1973, annual rpt, (7) 9304-1  
 Refinery capacities and processing intensities, US and major foreign export centers, 1973 with selected data from 1955 and projections to 1977, annual rpt, (7) 9304-2  
 Surplus funds, imports, estimated foreign investments, and armaments purchases, 1974, (10) 8008-5  
 Wealth accumulation, US oil needs, and State Dept diplomacy, 1973 GAO study, (7) 26108-120  
 World countries GNP, 1950-73 with projections to 1980, annual rpt, (10) 7146-1.12  
 World oil supply, demand, and import-exports, 1973 and projected 1985, (11) 9307-2.7

**Organized labor**

*see* Labor unions

**Oriental Americans**

Agricultural Stabilization and Conservation Service programs and activities, minority groups participation, 1973, annual rpt, (12) 1804-8

- Arrests, city, suburbs, and rural areas, 1973, FBI annual rpt, (7) 6224-2.3
- Building trade unions referral units membership of minority groups and women, 1972, (11) 9248-10
- Employment of minority groups, Los Angeles, San Francisco, and Seattle SMSA's, 1972 annual rpt, (12) 9244-2
- Fed Govt minority group civilian employees, by pay system and grade and salary groupings, 1973, advance annual rpt, (12) 9844-13
- Fed Govt minority group civilian employment, Nov 1974, (10) 9842-1.12
- Fed Govt minority group employment, Nov 1972, annual rpt, (7) 9844-15.5
- Filipino American population size, map by counties, 1970, (7) 2446-3.53
- Manufacturing firms owned by minorities, OMBE directory, 1974, (11) 2108-3
- Nuclear engineering student enrollment, degrees granted and placement of grads, 1973, annual rpt, (10) 9104-10
- Radiation protection education: student enrollment, degrees granted, and of grads, by instn, 1973, annual rpt, (10) 9104-9
- Radio (public broadcasting) license holders and stations: employment data, by race and ethnic background, and sex, FY72, annual rpt, (7) 4654-1.2
- Selective service local boards minority representation, by State, June 1974, (11) 9742-1
- TV (public broadcasting) license holders and stations: employment data, by race and ethnic background, and sex, FY72, annual rpt, (7) 4654-2.2
- Vocational education students, teachers, and classes, detailed characteristics, 1972, (7) 4648-4  
*see also Birthplace*
- Orthopedic impairments**  
 Drivers of commercial motor vehicles with amputee/physical impairment waiver, 1973 accident record, (12) 7558-15  
 Vocationally rehabilitated persons socioeconomic characteristics and disabling condition, FY74 preliminary rpt, (11) 4924-1  
*see also Podiatry*  
*see also Prosthetics and orthotics*
- Orthotics**  
*see Prosthetics and orthotics*
- Osborn, Larence E.**  
 "Turkey's Cotton Acreage Up Despite Lagging Export Sales", (7) 1922-2.329
- Osso, Nicholas A.**  
 "Vocational Education: Characteristics of Students and Staff, 1972", (7) 4648-4
- Osteopathy**  
 Education costs for 8 health professions, 1972-73, (11) 4458-35  
 Student expenses and sources of income, medical and osteopathic students, 1970-71, (11) 4458-7
- Otte, Robert C.**  
 "Farming in the City's Shadow: Urbanization of Land and Changes in Farm Output in SMSA's, 1960-70", (7) 1548-57
- Outdoor recreation**  
*see Recreation*
- Outdoor Recreation Resources Review Commission**  
 Outdoor recreation demand, supply, and programs, 1962 rpt, (11) 25448-27.1
- Outer Continental Lands Act**  
 Texts of Act, Natl Ocean Policy Study staff rpt, 1974, (12) 25268-26.2
- Outer continental shelf**  
*see Continental shelf*
- Outlying areas**  
*see American Samoa*  
*see Guam*  
*see Panama Canal*  
*see Puerto Rico*  
*see Territories of the U.S.*  
*see Trust Territory of the Pacific Islands*  
*see Virgin Islands*  
*see under Outlying Area in the "Index by Categories"*
- Output of labor**  
*see Labor productivity*
- Overseas Development Council**  
 Developing countries basic GNP, energy consumption, population, and trade data, 1971-72, for 117 countries, (12) 25368-30
- Overseas Private Investment Corp.**  
 Activities and finances, FY74, annual rpt, (11) 9644-1  
 Union recognitions, agreements, and membership, Fed employees, Nov 1973, annual rpt, (7) 9844-14
- Overtime**  
 Collective bargaining agreements, 1000 workers or more, provisions and characteristics, 1973 annual rpt, (7) 6784-11  
 Production workers on manufacturing payrolls, average weekly overtime hours, 1956-73 annual rpt, (11) 6724-1.4
- Overweight**  
*see Obesity*
- Owen, George M.**  
 "Survey Information: Nutritional Studies on U.S. Preschool Children: Dietary Intakes and Practices of Food Procurement, Preparation and Consumption", (7) 25588-12
- Ownership of enterprise**  
 Business firms, financial and employment size classes and legal organization, 1958-70, IRS and Census data analysis, by industry, (10) 25728-3  
 Corporate ownership and control, disclosure of stock or debt held by financial instns, 1974 hearings, (10) 25408-12  
 Farm tenure and value, on/off farm income, expenditures, credit used, debts, taxes paid, by State, 1970 Survey of Agricultural Finance, (7) 2339-11  
 Foreign direct investment in US, trends and economic effects, various spans, 1950-72, 1974 hearings, (10) 21388-18  
 Mergers and acquisitions, economic characteristics of companies involved, by industry, 1967-71, (12) 2326-2.4  
 Retail trade establishments employment, sales, and payroll, final State rpts, 1972 census, (7)(10)(11)(12) 2397-1  
 Service industries establishments, employment, receipts and payroll, final State rpts, 1972 census, (7)(10)(11)(12) 2391-1  
 TV station owners interests in broadcasting, publishing, and other enterprises, 1973, (11) 9288-4
- see also Corporations*  
*see also Holding companies*
- Oxnard, Calif.**  
 Occupational wage survey, 64 SMSA's, 1973-74, individual SMSA annual rpt, (7) 6785-3.6
- Oxygen**  
*see Gases*
- Oyloe, Turner L.**  
 "Germany Sets Soybean Import Record; Meal Purchases Drop", (7) 1922-2.330  
 "West Germany to Maintain High Fertilizer Exports in 1974-75", (11) 1922-2.345
- Ozarks**  
 Employment distribution and growth, 1960-70, relative to US and by industry, (12) 1598-106  
 Migrant workers and residents employed in 4 industrialized multicounty Southern areas, 1965-70, (7) 1598-104
- Pacific Ocean**  
 Climatological data: weather, storms, and floods, summaries for US stations, 1973 and historical, annual rpt, (7) 2154-2  
 Fish landings, men and gear employed, and seafood production: detailed species and value, by State, 1971, annual rpt, (11) 2164-2  
 Freight and passenger revenues and traffic, by US region and water carrier company, June 1974, semiannual rpt, (7)(11) 9482-9  
 Pesticides in Pacific harbor seals, 1971, (10) 482-1.315  
 Tidal current tables, time and velocity, US coasts and Asia, 1975 annual rpt, (12) 2174-1  
 Waterborne commerce between and within domestic geographical trade areas, 1965-72, (10) 2128-13  
*see also American Samoa*  
*see also Guam*  
*see also Japan*  
*see also Oceania*  
*see also Trust Territory of the Pacific Islands*
- Pacific States**  
*see Western States*
- Pacifism**  
*see also Conscientious objectors*
- Packaging and containers**  
 Aerosol can injuries analysis, FY73, (11) 9166-3.8  
 Aluminum foil converted, 1973, Current Industrial Rpt, annual, (12) 2506-2.73  
 County Business Patterns: employees, payrolls, and establishments by detailed industry, State, county, and SMSA, 1973, annual rpts series, (7)(10)(11) 2326-6  
 Exports of US, detailed commodity by country and world area of destination, 1973, annual rpts, (7) 2424-5  
 Glassware industry, occupational composition, May 1971, (12) 6746-4.71  
 Injuries, child-proof packaging, investigation of causes, 1974, (11) 9166-2.10  
 Mergers and acquisitions, economic characteristics of companies involved, by industry, 1967-71, (12) 2326-2.4  
 Occupational composition, canning and preserving industry, June 1971, (12) 6746-4.96

- Occupational composition, metal cans industry, June 1971, (7) 6746-4.19
- Occupational composition, paperboard containers and boxes industry, Apr 1971, (12) 6746-4.49
- Occupational composition, wooden containers industry, May 1971, (11) 6746-4.38
- Paperboard containers and boxes industry establishments, employment, production, and specialization, final industry rpt, 1972 Census of Manufactures, (12) 2493-1.30
- Production and marketing outlook, by industry, trends 1967-74 and projected 1975-80, annual rpt, (11) 2044-1
- Productivity, employee output, man-hours, and employment indexes, 1974 annual rpt, (7) 6824-1.3
- Transportation of lumber, furniture, and wood and paper products, by transportation mode and region of origin and destination 1972 Commodity Transportation Survey, (11) 2575-1.2  
*see also* Containerization  
*see also* Labeling
- Packard, Ross L.**  
 "World Copra Output Recovering From Effects of 1973 Drought", (10) 1922-2.341  
 "World Fishmeal and Oil Output", (7) 1922-2.337  
 "World Palm Oil Output Headed for 13 Percent Rise in 1974", (10) 1922-2.340
- Padovano, Frank A.**  
 "Heavy Lamb Bolstering Spanish Sheep Industry, U.S. Feed Sales", (11) 1922-2.344
- Paints and varnishes**  
*see* Chemicals and chemical industry
- Pakistan**  
 AID capital and technical assistance projects, by field of activity and country, FY72, annual rpt, (12) 7204-5  
 Coinage of nations and world coins; gold and silver production and monetary stocks, by country, 1972, (10) 8204-1.6  
 Economic trends in income, production, employment, prices, and foreign trade, 1974 semiannual rpt, (12) 2026-3.67  
 Exports of US, detailed commodity by country and world area of destination, 1973, annual rpts, (7) 2424-5  
 Fish catch, fleet, imports and exports, 1971-72, foreign fisheries rpt, (7) 2166-10.1  
 Imports of US, detailed commodity weights and values, by country and world area of origin, 1973, annual rpt, (11)(12) 2424-2  
 Loan repayment status by program and country, AID and predecessor agencies, June 1974, semiannual rpt, (10) 7202-2  
 Loans and grants from US and intl agencies, by program and country, FY46-73, annual rpt, (10) 7204-4  
 Mineral industry country review: policies, production, and trade, by commodity, 1972 Minerals Yearbook preprint, (12) 5604-17.47  
 Trade prospects for US exporters in Near Eastern and South Asian nations, 1974 rpt, (11) 2026-2.41
- Palm Beach, Fla.**  
 Occupational wage survey, 94 SMSA's, 1973-74, individual SMSA annual rpts, (7) 6785-2.14
- Panama**  
 Agricultural trade of US with 7 Central American nations, by country and commodity, FY74, (10) 1522-1.333  
 AID capital and technical assistance projects, by field of activity and country, FY72, annual rpt, (12) 7204-5  
 Coinage of nations and world coins; gold and silver production and monetary stocks, by country, 1972, (10) 8204-1.6  
 Economic trends in income, production, employment, prices, and foreign trade, Aug 1974 semiannual rpt, (7) 2026-3.68  
 Exports of US, detailed commodity by country and world area of destination, 1973, annual rpts, (7) 2424-5  
 Fertilizer production, supply, consumption, and foreign investment potential in 32 Latin American countries, 1962-72 with projections to 1980, (7) 9808-25  
 Fish catch, imports and exports, 1962-71, foreign fisheries rpt, (7) 2166-9.8  
 Imports of US, detailed commodity weights and values, by country and world area of origin, 1973, annual rpt, (11)(12) 2424-2  
 Loan repayment status by program and country, AID and predecessor agencies, June 1974, semiannual rpt, (10) 7202-2  
 Loans and grants from US and intl agencies, by program and country, FY46-73, annual rpt, (10) 7204-4  
 Mineral industry review: policies, production, and trade, by commodity, 1972 Minerals Yearbook preprint, (12) 5604-17.69  
 Oil refinery capacities and processing intensities, US and major foreign export centers, 1973 with selected data from 1955 and projections to 1977, annual rpt, (7) 9304-2  
 Sugar supplier countries, US quota filling performance, historical and projected, by country, 1974 rpt, (11) 21168-4  
 Tropical medicine research funding, Gorgas Inst and MARU, various years FY62-74; and NIH foreign research expenditures, FY47-72, (11) 21388-17  
*see also* Panama Canal
- Panama Canal**  
 Employees and pay structure, Fed Govt civilian, by dept and agency, 1973, annual rpt, (12) 9844-6  
 Employees, Fed Govt civilian, by geographic location, dept and agency, and pay system, 1972, annual rpt, (11) 9844-8  
 Insurance business transacted in Canal Zone, annual rpt, 1973, (12) 9664-2  
 Waterborne commerce between and within domestic geographical trade areas, 1965-72, (10) 2128-13  
*see also* under Outlying Area in the "Index by Categories"
- Paper and paper products**  
 Brazil industrial production and imports, equipment and machinery needs, and US export sales opportunities, by industry sector, 1974 rpt, (11) 2028-5  
 County Business Patterns: employees, payrolls, and establishments by detailed industry, State, county, and SMSA, 1973, annual rpts series, (7)(10)(11) 2326-6
- Energy consumption and costs, by type of fuel or electricity, for 11 industries, 1958-71, (11) 9108-43
- Exports and imports of US, by detailed SIC commodity and world area of origin/destination, 1973, annual rpt, (12) 2424-6
- Exports of US, detailed commodity by country and world area of destination, 1973, annual rpts, (7) 2424-5
- Imports of US, detailed commodity weights and values, by country and world area of origin, 1973, annual rpt, (11)(12) 2424-2
- Imports of US, detailed commodity weights and values, by country of origin, monthly rpt, (11) 2422-2
- Injuries and illnesses in private nonfarm industries, by detailed industry, 1972, annual rpt, (10) 6844-1
- Mergers and acquisitions, economic characteristics of companies involved, by industry, 1967-71, (12) 2326-2.4
- Occupational composition, converted paper and paperboard products industry, Apr 1971, (7) 6746-4.40
- Occupational composition of pulp mills, paper mills, and building paper and building board mills industry, Apr 1971, (11) 6746-4.62
- Occupational composition, paperboard containers and boxes industry, Apr 1971, (12) 6746-4.49
- Occupational composition, paperboard mills industry, Apr 1971, (11) 6746-4.36
- Paper industries machinery establishments, employment, production, and specialization, final industry rpt, 1972 Census of Manufactures, (12) 2493-1.64
- Paperboard containers and boxes industry establishments, employment, production, and specialization, final industry rpt, 1972 Census of Manufactures, (12) 2493-1.30
- Pollution control costs for pulp industries in US and 11 countries, 1973, (7) 21644-1
- Production and marketing outlook, by industry, trends 1967-74 and projected 1975-80, annual rpt, (11) 2044-1
- Productivity, employee output, man-hours, and employment indexes, 1974 annual rpt, (7) 6824-1.3
- Pulp, Paper, and Board: Quarterly Industry Report, 1974 articles, (7)(12) 2042-5
- R&D industry funds, 1972; employment of scientists and engineers, Jan 1973; and trends, 1953-72, annual rpt, (12) 9624-8
- Transportation of lumber, furniture, and wood and paper products, by transportation mode and region of origin and destination 1972 Commodity Transportation Survey, (11) 2575-1.2
- Waste paper exports demand and effects on US supply and prices, 1974, (10) 21248-9
- Water quantity and quality requirements of 11 industries, 1972 rpt, (7) 9208-29.6
- Wholesale trade establishments, employment, sales, and payroll and expenses, final State rpts, 1972 census, (7)(10)(11)(12) 2405-1

**Papua**

Loans and grants from US and intl agencies, by program and country, FY46-73, annual rpt, (10) 7204-4

**Paraguay**

AID capital and technical assistance projects, by field of activity and country, FY72, annual rpt, (12) 7204-5  
 Background notes, summary social and economic data, 1974, (11) 7006-2.114  
 Coinage of nations and world coins; gold and silver production and monetary stocks, by country, 1972, (10) 8204-1.6  
 Economic trends in income, production, employment, prices, and foreign trade, 1974 annual rpt, (7) 2026-3.69  
 Exports of US, detailed commodity by country and world area of destination, 1973, annual rpts, (7) 2424-5  
 Fertilizer production, supply, consumption, and foreign investment potential in 32 Latin American countries, 1962-72 with projections to 1980, (7) 9808-25  
 Imports of US, detailed commodity weights and values, by country and world area of origin, 1973, annual rpt, (11)(12) 2424-2  
 Loan repayment status by program and country, AID and predecessor agencies, June 1974, semiannual rpt, (10) 7202-2  
 Loans and grants from US and intl agencies, by program and country, FY46-73, annual rpt, (10) 7204-4  
 Sugar supplier countries, US quota filling performance, historical and projected, by country, 1974 rpt, (11) 21168-4

**Pardons**

Executive clemency statistics, 1953-73, Attorney General's annual rpt, (11) 6004-1

*see also* Parole and probation

**Parker, John B., Jr.**

"Egypt Steps Up and Diversifies Imports of U.S. Farm Products", (12) 1922-2.350  
 "India Expects Gains in 1974-75 Fertilizer Output and Imports", (7) 1922-2.333  
 "Middle East Will Buy More Wheat as Hopes for Big Harvests Dim", (7) 1922-2.338  
 "Prosperous Hong Kong Doubles Imports of U.S. Farm Products", (7) 1922-2.332  
 "U.S. Farm Exports Benefit as Saudi Arabia's Oil Income Soars", (7) 1922-2.327  
 "U.S. Farm Exports to Mideast-North Africa", (10) 1922-2.343

**Parker, Robert P.**

"Preparation of Quarterly National Income", (12) 2706-5.15

**Parker, Russell C.**

"Economic Report on the Dairy Industry", (12) 9406-1.18

**Parking facilities**

Establishments, employment, receipts, and payroll, final State rpts, 1972 Census of Selected Service Industries, (7)(10)(11)(12) 2391-1  
 Establishments, employment, receipts, and payrolls general data, preliminary State rpts, 1972 Census of Selected Service Industries, (7) 2390-1  
 Govt finances, Fed, State, and local: detailed revenues by source, expenditures by function, debt, and holdings, 1972 Census of Govts, (11) 2457-5

Income tax returns of businesses: income, expense, and tax data, by selected industries, 1972, annual preliminary rpt, (11) 8304-6

Multiunit residential buildings, new privately owned: characteristics by region and stage of construction, 1973, (7) 2388-6

Municipal and township govt finances: revenues, expenditures, indebtedness, and holdings, 1972 Census of Govts, (7) 2457-4

**Parks**

General data, Statistical Abstract of US, 1974 annual rpt, (11) 2324-1  
 Govt employment and payrolls, Fed, State, and local: by type of local govt and function, State, and county, 1972 Census of Govts, (12) 2455-2  
 Govt finances and employment, Fed, State, and local: historical statistics, 1902-FY72, 1972 Census of Govts, (12) 2460-4  
 Govt finances, Fed, State, and local: detailed revenues by source, expenditures by function, debt, and holdings, 1972 Census of Govts, (11) 2457-5  
 Inner city recreation facilities and open space, 25 cities over 250,000 population, 1970 study, (7) 5128-6  
 Municipal and township govt finances: revenues, expenditures, indebtedness, and holdings, 1972 Census of Govts, (7) 2457-4  
*see also* National park system

**Parole and probation**

Criminal justice statistics: employment and expenditures; crimes, criminals, and arrests; courts and correction and public attitudes, 1960's-73 annual compilation, (7) 6064-6  
 Fed probation officer workload, FY64-74; number of parolees, FY73-74, Fed district courts, annual rpt, (12) 18204-2.5  
 Fed probation system, parolees received, removed, and supervision, by district and State, June 30, 1974, annual rpt, (12) 18204-2.17  
 Paroles granted and violation warrants issued, FY66-73, Attorney General's annual rpt, (11) 6004-1  
 Prisoners in Fed instns, characteristics, offenses, admissions, discharges, and parole decisions, FY73, (11) 6244-1  
 Probationers under Fed supervision, age, record, and offense, 1968 and 1973, (7) 18208-1  
*see also* Pardons

**Partnerships**

*see* Ownership of enterprise

**Pasco, Wash.**

Housing supply and demand, HUD local office rpt, Apr 1974, (11) 5146-3.15

**Passaic, N.J.**

Occupational wage survey, 94 SMSA's, 1973-74, individual SMSA annual rpts, (10) 6785-2.16

**Passenger ships**

Foreign visitor arrivals and US citizen departures, by air, land, and sea transportation, 1972 annual rpt, (11) 2904-1

**Passport Office**

*see* Bureau of Security and Consular Affairs

**Passports and visas**

Passport applications handled by Fed district courts, by circuit and district, FY74 annual rpt, (12) 18204-2.18  
 Passport applications handled by Fed district courts, FY55-74, annual rpt, (12) 18204-2.11  
 Passport Office workload and activities, FY73-74, (7) 7188-1

**Pasture**

*see* Animal feed and forage

**Patents**

Court cases, civil and criminal: Fed district, appeals, and special courts, FY74 and selected 1960-70's data, annual rpt, (12) 18204-2  
 General data, Statistical Abstract of US, 1974 annual rpt, (11) 2324-1  
*see also* Trademarks

**Paterson, N.J.**

Occupational wage survey, 94 SMSA's, 1973-74, individual SMSA annual rpts, (10) 6785-2.16

**Pathology**

*see also* Diseases and disorders

**Patty, Gordon E.**

"Demand Spurs U.S. Exports of Ginseng to Asia", (11) 1922-2.346  
 "U.S. Ginseng in the Far East Market", (12) 1926-1.59

**Paul, Allen B.**

"Role of Competitive Market Institutions", (7) 1502-3.305

**Pauli, Peter B.**

"Sales to Unknown Destinations", (12) 1922-2.349  
 "The Reseller: Risk Taker for U.S. Agricultural Trade", (12) 1922-2.350

**Pawtucket, R.I.**

Occupational wage survey, 94 SMSA's, 1973-74, individual SMSA annual rpts, (10) 6785-2.17

**Peace Corps**

*see* ACTION

**Peacekeeping forces**

*see* International military forces

**Peanuts**

*see* Nuts  
*see* Oils, oilseeds, and fats

**Pearce, Alan**

"Economics of Children's Television: An Assessment of the Impact of a Reduction in the Amount of Advertising", (11) 9288-3

**Pearson, Charles**

"Trade Consequences of Pollution Control: Review of Methodologies", (7) 21644-1

**Pearson, James L.**

"Costs and Factors Affecting Production of Fresh Tomatoes, Peppers, and Cucumbers in Florida and West Mexico for U.S. Markets", (11) 1561-11.304

**Pease, Norman L.**

"Fisheries of Ghana, 1972", (7) 2166-10.2  
 "Fisheries of Kenya, 1973", (7) 2166-10.5  
 "Fisheries of Mauritania, 1971", (7) 2166-9.7  
 "Fisheries of Sierra Leone, 1970-71", (7) 2166-8.13  
 "Fisheries of Tanzania, 1972", (7) 2166-10.9



Pease, Norman L.

Index by Subjects and Names

- "Fisheries of The Gambia, 1973", (7) 2166-10.3  
 "Fisheries of the Ivory Coast, 1972", (7) 2166-9.19  
 "Marine Fisheries of Liberia, 1970-71", (7) 2166-8.8
- Pediatrics**  
 Air pollutants from auto emissions, health effects: review of research and data, 1974, (11) 25648-16.2  
 Crippled children's services, demographic characteristics and detailed diagnoses, by State, FY72, (10) 4286-1.8  
 Manpower studies in 16 medical specialties, annotated bibl, 1960-74, (11) 4458-31  
 Research on maternal and child health services, project abstracts series, (10) 4286-2
- Penn, Edwin S.**  
 "Price Spreads and Cost Analysis for Finfish and Shellfish Products at Different Marketing Levels", (11) 2168-15
- Pennsylvania**  
 Agribusiness and agriculture related occupation classifications, Natl Agribusiness Manpower Project, 1974 rpt, (7) 1546-1.4  
 Agricultural Stabilization and Conservation Service programs by county, 1973, annual State rpt, (7) 1806-2.38  
 Anthracite mining industry establishments, employment, production, costs and consumption, final industry rpt, 1972 Census of Mineral Industries, (11) 2513-1.5  
 Appalachian regional dev, FY73 annual rpt, (7) 9084-1  
 County and SMSA population estimates, selected States, July 1, 1972-73, Fed-State cooperative program, (10) 2546-4.11  
 County Business Patterns: employees, payrolls, and establishments, by industry, county, and SMSA, 1973 annual rpt, (11) 2326-6.42  
 Deaths, geographic detail including each town of 10,000 or more, by State and outlying area, US Vital Statistics annual rpt, (11) 4144-3  
 Hurricane Agnes home repair work under Fed Govt disaster relief programs in Wyoming Valley, Pennsylvania, 1973 GAO rpt, (12) 26108-151  
 Injuries and illnesses in private nonfarm industries, by detailed industry, 1972, annual rpt, (10) 6844-1  
 Life insurance costs, consumer guides, by Pa Insurance Dept, 1972-73, (7) 25528-19.2  
 Mental health community centers catchment areas, by State, county, census tract and code, 1973 regional rpts, (10) 4228-35.3  
 Mineral production, quantity and value, each State and outlying area, Mineral Industry Surveys advance annual summary rpt series, (12) 5614-6.39  
 Retail trade establishments, employment, sales, and payroll, final State rpt, 1972 census, (12) 2397-1.39  
 Shippingport power station, western Pennsylvania, radioactive pollution and health consequences, Aug 1973 AEC rpt, (11) 9108-38  
 State employee average hourly compensation, 1972, (11) 6786-3.6
- Water quality and contamination sources in 11 northeast States, 1950's-73, EPA rpt, (7) 9208-25  
 Wholesale trade establishments, employment, sales, and payroll and expenses, final State rpt, 1972 census, (11) 2405-1.39  
*see also* Allentown, Pa.  
*see also* Bethlehem, Pa.  
*see also* Easton, Pa.  
*see also* Philadelphia, Pa.  
*see also* Pittsburgh, Pa.  
*see also* York, Pa.  
*see also* under State in the "Index by Categories"
- Pensions**  
 Collective bargaining agreements, 1000 workers or more, provisions and characteristics, 1973 annual rpt, (7) 6784-11  
 Employee Retirement Income Security Act, major provisions summary, 1974 article, (12) 4742-1.327  
 Employment Retirement Income Security Act, background and major provisions summary, 1974, (11) 6722-1.370  
 Foreign countries retirement tests for receipt of old-age pensions, 1973, (7) 4742-1.316  
 Health, insurance, and pension plans, metropolitan areas, by industry div, 1959-72, annual rpt, (11) 6724-1.6  
 Labor-Mgmt Reporting and Disclosure Act compliance, enforcement, and reporting, 1973 annual rpt, (12) 6464-2  
 Multiemployer pension plan characteristics and benefits, 1973, (10) 6722-1.365  
 OASDHI retired-worker beneficiaries, newly entitled, private pension income and pension coverage, survey series, (10) 4746-7  
 Private, and State and local govt employee funds, financial assets, flow-of-funds accounts, 1959 and 1965-73, annual rpt, (10) 9364-3.2, (10) 9364-3.6  
*see also* Civil service pensions  
*see also* Employee benefit plans  
*see also* Foreign Service Retirement and Disability Fund  
*see also* Military pensions  
*see also* Old-Age, Survivors, Disability, and Health Insurance  
*see also* Retirement  
*see also* Social security  
*see also* Veterans benefits and pensions
- Percy, Constance**  
 "Apparent Changes in Cancer Mortality, 1968", (10) 4102-1.336
- Periodicals**  
 Imports of US, detailed commodity weights and values, by country of origin, monthly rpt, (11) 2422-2  
*see also* Press
- Perkins, M. Louise**  
 "Fiscal 1974 Exports Under Government-Financed Programs Moved Below Billion Dollar Mark", (12) 1522-1.339
- Perna, Nicholas S.**  
 "Contractual Cost-of-Living Escalator", (7) 9385-1.306
- Personal budgets**  
*see* Family budgets
- Personal consumption**  
 Anticipated and actual new car purchases and family income changes, discontinued series, monthly Business Conditions Digest, (12) 2702-3  
 Chartbook, historical financial and business statistics, Fed Reserve 1974 annual rpt, (10) 9364-2.11  
 Consumer expenditures, July-Aug 1974, Survey of Current Business summary, (10) 2702-1.333  
 Forecasts for selected business activities, 1974, annual rpt, (7) 9389-3  
 Input-output structure of US economy, detailed interindustry transactions, full basic tables, 1967, (7) 2708-17  
*see also* Food consumption
- Personal debt**  
 Credit market for personal loans, analyses, 1974 rpt, (11) 15598-2.9  
 Debt summary by type, 1968-73, annual table, Survey of Current Business, (7) 2702-1.319  
 Farm debt outstanding (nonreal estate), by type of lender and State, 1974, annual rpt, (12) 9264-4  
 Per capita debt, total debt by category, ratio to GNP, and adjusted for inflation, 1900-73, debt limit hearing, (10) 25368-29  
*see also* Consumer credit  
*see also* Loans  
*see also* Mortgages
- Personal income**  
*see* Income  
*see* Spendable earnings
- Personal property**  
*see* Property
- Personal wealth**  
*see* Personal debt  
*see* Wealth
- Peru**  
 AID capital and technical assistance projects, by field of activity and country, FY72, annual rpt, (12) 7204-5  
 Coinage of nations and world coins; gold and silver production and monetary stocks, by country, 1972, (10) 8204-1.6  
 Economic trends in income, production, employment, prices, and foreign trade, Aug 1974 semiannual rpt, (7) 2026-3.70  
 Exports of US, detailed commodity by country and world area of destination, 1973, annual rpts, (7) 2424-5  
 Fertilizer production, supply, consumption, and foreign investment potential in 32 Latin American countries, 1962-72 with projections to 1980, (7) 9808-25  
 Fish catch, fleet, imports and exports, 1971-73, foreign fisheries rpt, (7) 2166-10.6  
 Imports of US, detailed commodity weights and values, by country and world area of origin, 1973, annual rpt, (11)(12) 2424-2  
 Loan repayment status by program and country, AID and predecessor agencies, June 1974, semiannual rpt, (10) 7202-2  
 Loans and grants from US and intl agencies, by program and country, FY46-73, annual rpt, (10) 7204-4  
 Mineral industry country review: policies, production, and trade, by commodity, 1972 Minerals Yearbook preprint, (12) 5604-17.48

- Sugar supplier countries, US quota filling performance, historical and projected, by country, 1974 rpt, (11) 21168-4
- Pesticides**
- Agricultural chemicals industry, occupational composition, Apr 1971, (12) 6746-4.61
- Amounts used and acres treated, by type and crop, 1971, (7) 1588-2
- County Business Patterns: employees, payrolls, and establishments by detailed industry, State, county, and SMSA, 1973, annual rpts series, (7)(10)(11) 2326-6
- Eastern Europe production, consumption, and foreign trade in fertilizers, pesticides, and chemical production equipment, selected years 1960-80, (12) 2038-6
- Energy use in food and fiber production, processing, and marketing, 1971-73 and projected 1980, (11) 25168-15
- Fish kills, by cause and place, 1972 annual rpt, (7) 9204-3
- Imports, benzenoid chemicals and products: quantities, value, competitive status, and country of origin, 1973, annual rpt, (7) 9884-2
- Lake Erie pesticide residues from 7 Ohio rivers, EPA monitoring project results, Aug 1971-Jun 1972, (7) 9208-24
- Lake Michigan fish, sediment and water pesticide levels, 1970-72 samplings, (12) 9208-35
- Monitoring methodology guidelines, Fed Working Group on Pest Management, Oct 1974, (12) 488-10
- Monitoring, nationwide and local studies, quarterly journal, (10) 482-1
- Petrochemical production, sales, inventories, and production capacities, US, 1973-May 1974, (7) 9888-3
- Production and sales, synthetic organic chemicals, 1972, annual rpt, (11) 9884-3
- Research, production, sales, and trade, 1973, annual rpt, (12) 1804-5
- Water quality criteria: concentration limits for specified potential pollutants, and effects on water life and various uses, 1972 rpt, (7) 9208-29
- Pests and pest control**
- Aldrin use in corn production, economic impact of banning, 1974 rpt, (7) 1568-149
- Fruit and vegetable imports requiring inspection, FY74, (10) 1522-1.335
- Research scientist man-years and funds expended, FY73, annual rpt, (12) 1744-2
- see also* Animal diseases and zoonoses  
*see also* Pesticides
- Peterkin, Betty**  
 "USDA Family Food Plans, 1974", (12) 25164-1.4
- Peterson, Joseph L.**  
 "Utilization of Criminalistics Services by the Police: An Analysis of the Physical Evidence Recovery Process", (11) 6068-35
- Peterson, Manfred**  
 "Reserve Requirements, Federal Reserve Membership and Bank Performance", (7) 9296-2.8
- Peterson, Mary A.**  
 "Indian and Alaska Native Low-Income Groups", (7) 25588-12
- Petroleum and petroleum industry**
- Agricultural exports, impact of oil price increase and inflation, 1974 article, (11) 1522-2.302
- Capital requirements for oil and gas industry, 1971-85; and refinery expansions 1962-73; gas and fuel oil imports, by world area, 1972-73, (7) 21408-14.4
- Collective bargaining schedule and expected issues in 4 industries, 1975, (12) 6722-1.377
- Competition and concentration among petroleum and natural gas producers and pipelines, 1974 hearings, (10) 25448-25
- Competition and concentration among petroleum producers; production, market shares, and US exploratory well successes, 1974 hearings, (12) 25448-29
- Consumption and production of refined oil, and dependence on foreign oil, 1950-70, summary charts, (11) 9387-1.309
- Continental shelf oil and gas dev, Natl Ocean Policy Study staff rpt on possible impacts, 1974, (12) 25268-26
- Corporate profits measurement, definitions and problems in petroleum industry, with examples from 1973 Standard Oil of Calif rpt, (10) 25448-24
- County Business Patterns: employees, payrolls, and establishments by detailed industry, State, county, and SMSA, 1973, annual rpts series, (7)(10)(11) 2326-6
- Crude oil and petroleum products import allocations, by company and district, including Canadian and Mexican overland, May 1974-Apr 1975, annual rpt, (7) 9304-3
- Crude oil and petroleum products imports to US and Puerto Rico, by product and country of origin, 1973, annual rpt, (7) 9304-4
- Crude oil and petroleum products imports to US and Puerto Rico, monthly rpt, (7) 9302-10
- Crude oil, petroleum products, and natural gas liquids, US and by PAD district and State, production, demand, and trade, 1973, (7) 5612-1.22
- Crude oil refining, world capacity, by area, 1950-73, (7) 25368-24.3
- DOD requirements and consumption of petroleum products, selected periods, 1973-74, and volume ranking of DOD largest overseas petroleum contractors, Oct 1973, (12) 21208-4
- Earnings, sales, and production, 4 major oil companies domestic and foreign operations, 1960-73, and 7 largest companies, 1971-73, (7) 25408-10.3
- Eastern Europe economic dev, productivity, and growth of East-West trade, 1946-73, (7) 23848-28.2
- Emergency petroleum allocation, State and regional office activities 1974-75, GAO rpt, (10) 26108-132
- Energy consumption and costs, by type of fuel or electricity, for 11 industries, 1958-71, (11) 9108-43
- Energy data collected and required by Fed Govt, description and preliminary directory, 1974, (11) 9308-4
- Energy supply and demand indicators, monthly rpt, (11) 9302-8
- Energy supply, financing requirements and capital availability, selected demand levels 1974-85; Project Independence studies, (12) 9307-18
- Energy supply labor requirements, by industry and occupation, selected years, 1960-90; Project Independence studies, (12) 9307-14
- Energy supply materials and equipment availability, 26 selected items, 1974-85; Project Independence studies, (12) 9307-17
- Energy supply, projected economic and environmental effects at selected dev levels, by region, 1974-85; Project Independence studies, (11) 9307-2, (11) 9307-6, (11) 9307-9
- Energy supply transport requirements, by region, commodity, and mode of transport, 1974-85; Project Independence studies, (12) 9307-15, (12) 9307-16
- Exploration activities, production, supply, and selected financial data, 1953-71; petroleum distillate export volumes, 1969-73, (7) 25368-24.2
- Exploration and drilling activities and annual reserve additions, 1945-74, (10) 9308-2
- Exploration expenditure estimates, 7 oil companies 1974, and oil and gas shut in wells, 4 companies; stocks of 6 major oil companies at year end, 1972-73, (7) 25408-10.2
- Exploration expenditures and gross additions to reserves, 1952-71 and projected 1972-85, (7) 21648-9
- Exploration expenditures and well drilling activities, 6 major oil companies, 1964-73, (7) 25408-10.3
- Exports and imports of US, by detailed SIC commodity and world area of origin/destination, 1973, annual rpt, (12) 2424-6
- Exports of US, detailed commodity by country and world area of destination, 1973, annual rpts, (7) 2424-5
- Farm expenses for petroleum fuel and oil, 1910-73, semiannual rpt, (7) 1541-2.3
- Fee licenses issued for oil, gasoline, and finished petroleum products, by company, monthly rpt, (7) 9302-7
- Food production, processing, and marketing: energy use, 1971-73 and projected 1980, (11) 25168-15
- Foreign direct investors in US-located manufacturing and petroleum companies, listing as of Mar 1974, (12) 2028-7
- Fossil fuel reserves, discovery and production cycles, US and world areas, 1972 estimates produced by differing methodologies, (7) 25448-23
- Heating fuel consumption effects of year-round daylight saving time, 1974 DOT study, (7) 7308-27.4
- Import quota program, Fed Govt subsidies, cost/benefit analysis, 1974 rpt, (7) 23848-37
- Imports, EC, 5 industrial countries, and US, quarterly rpt, (11) 2012-2
- Imports of US, detailed commodity weights and values, by country and world area of origin, 1973, annual rpt, (11)(12) 2424-2

- Imports of US, detailed commodity weights and values, by country of origin, monthly rpt, (11) 2422-2
- Imports reported, by country of origin, weekly rpt discontinued, (7) 9302-3
- Industrial consumption and costs of energy, by type of fuel or electricity, for 11 industries, 1958-71, (11) 9108-43.1
- Injuries and illnesses in private nonfarm industries, by detailed industry, 1972, annual rpt, (10) 6844-1
- Inventories of oil stock, Rotterdam and selected world areas, 3d quarter 1973-4th quarter 1974; reserves recoverable in US, estimated 1973-74 and selected previous years, (7) 25408-10.4
- Joint ventures, 32 largest oil companies 1954-67; and selected offshore bidding records, 1954-73, (10) 25448-25.3
- Laws on mining and petroleum, 140 world jurisdictions, 1970-74 rpts, (10) 5608-23
- Libya oil companies Tripoli Agreement chronology, 1955-71, and selected operating and production statistics, 1969-72, (10) 25388-5
- Liquefied petroleum gas injuries analysis, 1967-73, (11) 9166-3.7
- Manufacturing establishments fuel and electric energy consumed, final industry rpts, 1972 census, (10)(11) 2493-1, (12) 2493-1
- Market shares of branded and nonbranded independent gasoline retail marketers, selected periods 1972-74, (7) 9308-1
- Middle East affiliate oil companies ownership by US companies, percent by company, 1973; oil prices, at source and landed and refinery gate, 2 oil companies, selected years 1964-74, (7) 25408-10.4
- Mineral industries fuel and electricity consumed, final industry rpts, 1972 census, (11) 2513-1, (12) 2513-1
- Minerals, mineral fuels, metals and nonmetals, industry review by commodity, State, and world, 1972 yearbook, (7) 5604-1.4
- Motor fuel consumption estimates by State, 1974, annual press release, (10) 7554-13
- North Sea oil and gas dev by UK, problems and production estimates, 1974 staff rpt to Congress, (12) 25268-27
- Occupational composition, petroleum and coal products, except petroleum refining industry, May 1971, (12) 6746-4.81
- Occupational composition, petroleum refining industry, May 1971, (12) 6746-4.29
- Offshore oil- and gas-producible shut-in leased wells and estimated gas reserves, La and Tex, Jan 1974, (7) 9358-20
- Oil producing countries growing wealth, US oil needs, and State Dept diplomacy, 1973 GAO study, (7) 26108-120
- Oil shale dev, projected economic and environmental effects at selected production levels, 1974-2010, (11) 9307-9
- Oil shale processing complex, estimated capital investment and operating costs, 2 theoretical plants, 1974 study, (12) 5608-28
- Oil spills and other polluting incidents in US waters, 1973, annual rpt, (12) 7404-3
- OPEC nations surplus funds, imports, and estimated foreign investments, 1974, (10) 8008-5
- OPEC petroleum production and exports to US, by country and product category, 1973, annual rpt, (7) 9304-1
- Pacific Northwest economic base and growth projections to 1985, 1960-71 survey, (10) 5918-2.17
- Petrochemical industry, impact on production and employment from feedstock shortages, 1973, (7) 25368-24.1
- Petrochemical industry production, prices, and foreign trade, 1971-75, rpt to Congress, (11) 9308-3
- Petrochemical production, sales, inventories, and production capacities, US, 1973-May 1974, (7) 9888-3
- Petrochemicals industry materials shortage, 1974 analysis, (11) 25406-1.1
- Pipeline and industry employee output, man-hours, and employment indexes, 1974 annual rpt, (7) 6824-1.4
- Pipeline industry response to declining petroleum reserves, 1974 article, (10) 9379-1.310
- Pipeline transportation revenues and barrels of oil originated and received, by interstate company, June 1974, semiannual rpt, (7) 9482-8
- Price increases by OPEC, impacts on world economy, 1974 analysis, (10) 21248-9
- Price, supply and demand monitoring system, monthly rpt, (11) 9302-6
- Price, supply, and demand of principal fuels, monthly energy review rpt, (11) 9302-11
- Pricing policies and production 1973-74, GAO rpt, (10) 26108-134
- Pricing policies and their effects on domestic and intl production and costs, 1950-85, (12) 21248-10
- Production and financial data on oil and gas companies, 1973, preliminary Current Industrial Rpt, annual, (12) 2506-2.107
- Production and sales, synthetic organic chemicals, 1972, annual rpt, (11) 9884-3
- Production and sales, synthetic organic chemicals, 1973, preliminary rpt, (11) 9886-1.2
- Production of crude oil, by world region and country, 1972-73, (10) 5614-3
- Products surveys, lab analyses of aviation, burner, diesel, and gasoline fuel properties: Mineral Industry Surveys, annual and semiannual rpts series, (7)(12) 5616-1
- Profitability and selected financial and operating data, 30 internatl oil companies, 1971-72; and return rate comparisons with other industrials, 1961-71; oil and gas wells in US and Canada, 1972, (7) 25368-24.1
- R&D energy development strategy and budget proposals, Interior Dept programs, by commodity and program, FY75-79, (7) 5308-6
- R&D industry funds, 1972; employment of scientists and engineers, Jan 1973; and trends, 1953-72, annual rpt, (12) 9624-8
- Refinery capacities and processing intensities, US and major foreign export centers, 1973 with selected data from 1955 and projections to 1977, annual rpt, (7) 9304-2
- Refining industry employee output, man-hours and employment indexes, 1974 annual rpt, (7) 6824-1.3
- Reserves on Fed lands, data sources, selected costs and shut-in well producible zone completions, 1973, GAO rpt, (10) 26108-131
- Reserves, 1972 consumption, and cumulative demand to year 2000, principal metals and mineral fuels, 1974 rpt, (10) 5668-13
- Shortage of petroleum, estimated impact of 15 percent deficit, by fuel type and sector of use, Oct 1973-Mar 1974, (7) 25408-10.1
- Shortages and effects on employment and industry, Nov 1973-Mar 1974, (7) 6722-1.353
- Soviet Union, mainland China, and US, economic comparison, 1950-73, CIA testimony at hearing, (10) 23848-38
- Supply and demand forecasts and technical procedures, by petroleum product and district, 1974-75, series, (7)(10)(12) 9306-1
- Supply and demand, imports, and inventories, by fuel type, weekly situation rpt, (12) 9302-1
- Supply and demand, 1962-85; refineries built since 1965; profit/stockholders equity ratios, 1972-73, (7) 21648-9
- Supply and demand, 1970-85, and costs to producers and U.S. consumers, 1972; oil import program and controls analysis, Tariff Commission rpt, (7) 9888-2
- Trans-Alaska Pipeline System, proposed environmental monitoring of connecting tanker routes, 1973 rpt, (7) 2148-7
- Water quantity and quality requirements of 11 industries, 1972 rpt, (7) 9208-29.6
- Wholesale Price Index, petroleum product revision, May 1974 monthly rpt, (7) 6762-6
- Wholesale trade establishments, employment, sales, and payroll and expenses, final State rpts, 1972 census, (7)(10)(11)(12) 2405-1
- Wholesale trade establishments, employment, sales, and payrolls general data, preliminary State rpts, 1972 census, (7) 2403-1
- World offshore and onshore oil and natural gas production, reserves, and foreign trade, 1972 and selected previous years, (10) 5668-2
- see also* Gasoline
- see also* Natural gas and gas industry
- see also* Oil and gas leases
- see also* Pipelines
- see also* Synthetic fuels
- Pharmaceutical industry**
- Benzenoid chemicals and products imported: quantities, value, competitive status, and country of origin, 1973, annual rpt, (7) 9884-2
- County Business Patterns: employees, payrolls, and establishments by detailed industry, State, county, and SMSA, 1973, annual rpts series, (7)(10)(11) 2326-6
- Injuries and illnesses in private nonfarm industries, by detailed industry, 1972, annual rpt, (10) 6844-1

- Mergers and acquisitions, economic characteristics of companies involved, by industry, 1967-71, (12) 2326-2.4
- Prescription and nonprescription drugs: consumer attitudes and beliefs, 1966-73 survey data, (12) 4068-19
- Production and marketing outlook, by industry, trends 1967-74 and projected 1975-80, annual rpt, (11) 2044-1
- Production and sales, synthetic organic chemicals, 1972, annual rpt, (11) 9884-3
- Production and sales, synthetic organic chemicals, 1973, preliminary rpt, (11) 9886-1.6
- Productivity, employee output, man-hours, and employment indexes, 1974 annual rpt, (7) 6824-1.3
- Wholesale trade establishments, employment, sales, and payroll and expenses, final State rpts, 1972 census, (7)(10)(11)(12) 2405-1  
*see also* Drugstores
- Pharmacists and pharmacy**
- Education costs for 8 health professions, 1972-73, (11) 4458-35
- Medicaid payments, by type of medical service, monthly rpt, (10) 4822-5
- Methadone regulatory laws, Fed and State, legal handbook for administrators, 1974, (10) 4498-2
- Paraprofessionals use, and projected effects of task delegation on health manpower needs, 1980-90, (10) 4458-39
- Registered pharmacists, by age, sex, county and place of employment, and university granting degree, 1973, State rpts series, (7) 4456-4
- Supply of health manpower, characteristics and trends, 1970 and projections to 1990, (10) 4458-40
- Phelan, John J.**
- "Television Repair Industry in Louisiana and California: A Case Study", (12) 9406-1.19
- Phelps, Robert B.**
- "Demand and Price Situation for Forest Products, 1973-74", (12) 1204-12
- "Demand and Price Situation for Timber Products", (12) 25164-1.3
- "Wood Preservation Statistics 1973", (11) 1204-13
- Philadelphia, Pa.**
- Liquefied petroleum gas terminals, projected costs and cargo, 1974; Project Independence studies, (12) 9307-13.1
- Minority group and women employment, 20 SMSA's, 1972 annual rpt, (12) 9244-2
- Mortgages, conventional home, interest rates and terms, by type of lender, monthly rpt, (12) 9312-2
- Occupational wage survey, 94 SMSA's 1973-74, individual SMSA annual rpts, (11) 6785-2.19  
*see also* Federal Reserve Bank of Philadelphia
- Philanthropy**  
*see* Gifts and contributions  
*see* Nonprofit organizations and foundations
- Philippine Americans**  
*see* Oriental Americans
- Philippines**
- AID capital and technical assistance projects, by field of activity and country, FY72, annual rpt, (12) 7204-5
- Background notes, summary social and economic data, 1974, (12) 7006-2.116
- Coinage of nations and world coins; gold and silver production and monetary stocks, by country, 1972, (10) 8204-1.6
- Economic and business investment conditions, and trade practices, 1974 rpt, (11) 2026-2.46
- Exports of US, detailed commodity by country and world area of destination, 1973, annual rpts, (7) 2424-5
- Fertilizer industry production and consumption and potential for expansion, 1970-74 with projections to 1980, (7) 9808-26
- Fish catch, fleet, imports and exports, 1955-70, foreign fisheries rpt, (7) 2166-8.12
- Imports of US, detailed commodity weights and values, by country and world area of origin, 1973, annual rpt, (11)(12) 2424-2
- Loan repayment status by program and country, AID and predecessor agencies, June 1974, semiannual rpt, (10) 7202-2
- Loans and grants from US and intl agencies, by program and country, FY46-73, annual rpt, (10) 7204-4
- Mineral industry country review: policies, production, and trade, by commodity, 1972 Minerals Yearbook preprint, (12) 5604-17.49
- Sugar supplier countries, US quota filling performance, historical and projected, by country, 1974 rpt, (11) 21168-4
- Trade prospects for US exporters in 10 nations of Far East and Oceania, 1974 rpt, (7) 2026-2.40
- Wheat and rice high-yielding varieties use in developing countries, 1965-73, (7) 1536-2.14
- Phillips, Donald M., Jr.**
- "West European Beef Surplus Could Continue into 1975-76", (7) 1922-2.338
- "Western Europe's Beef Production, Consumption, and Trade", (12) 1528-74
- Phoenix, Ariz.**
- Drug abuse, detailed characteristics of drug use and users in 3 SMSA's, 1973-74 Project DAWN rpt, (12) 6286-2.3
- Occupational wage survey, 94 SMSA's, 1973-74, individual SMSA annual rpts, (11) 6785-2.18
- Retail trade establishments in major retail centers of SMSA's: number, sales, employment, payrolls, by kind of business, 1972 census series, (11) 2401-1.3
- Social and Health Indicators System feasibility studies: Phoenix, Ariz and Mound Bayou, Miss, census use study series, (12) 2306-5
- Phonographs**  
*see* Radio and phonograph
- Photography**
- Exports of measuring and controlling instruments, watches and clocks, and photographic supplies, 1973 annual rpts, (7) 2424-5
- Imports of measuring and controlling instruments, watches and clocks, and photographic supplies, 1973 annual rpt, (11)(12) 2424-2
- Income tax returns of portrait photographic studios: income, expense, and tax data, 1972, preliminary rpt, (11) 8304-6
- Photographic equipment and supplies industry establishments, employment, production, and specialization, final industry rpt, 1972 Census of Manufactures, (11) 2493-1.77
- Photographic service establishments, employment, receipts, and payroll, final State rpts, 1972 Census of Selected Service Industries, (7)(10)(11)(12) 2391-1
- Portrait photographic studios establishments, employment, receipts, and payroll general data, preliminary State rpts, 1972 Census of Selected Service Industries, (7) 2390-1
- Retail trade establishments employment, sales, and payroll, final State rpts, 1972 census, (7)(10)(11)(12) 2397-1
- Wholesale trade establishments, employment, sales, and payroll and expenses, final State rpts, 1972 census, (7)(10)(11)(12) 2405-1  
*see also* Instruments and measuring devices industries
- PHS**  
*see* Public Health Service
- Physical characteristics**  
*see* Body measurements
- Physical education and training**  
*see also* Health education  
*see also* Sports and athletics
- Physical sciences**
- Fed Govt scientific and technical personnel, by field of science, agency, and sex, 1973, NSF highlights, (10) 9626-2.44
- Grad enrollment in sciences, by field of study and sex, 1961-71, (7) 4446-2.14
- Research, basic, industry funds, 1967-72, annual rpt, (12) 9624-8.9  
*see also* Astronomy  
*see also* Earth sciences  
*see also* Environmental sciences  
*see also* Geography  
*see also* Mathematics  
*see also* Oceanography
- Physical therapy**
- Elementary and secondary public school staff and pupil services available, selected pupil/staff ratios, 1970 survey, (7) 4588-25
- Supply of health manpower, characteristics and trends, 1970 and projections to 1990, (10) 4458-40
- Physically handicapped**  
*see* Blind  
*see* Deaf  
*see* Disabled persons
- Physicians**
- Brain drain of scientists, engineers, and physicians from developing countries to US, 1949-72, (11) 21384-2
- Cardiology, description of current practices and evaluation of training needs, 1971-73, (11) 4478-34
- County Business Patterns: employees, payrolls, and establishments by detailed industry, State, county, and SMSA, 1973, annual rpts series, (7)(10)(11) 2326-6
- Crippled children's services, demographic characteristics and detailed diagnoses, by State, FY72, (10) 4286-1.8

Developing countries physicians ratio to population, by country, and comparisons with developed countries and US, 1972-73, annual rpt, (10) 7204-10

Education costs for 8 health professions, 1972-73, (11) 4458-35

Elementary and secondary public school staff and pupil services available, selected pupil/staff ratios, 1970 survey, (7) 4588-25

Fed Govt civilian employment, by salary level, and average salary, 1973, annual rpt, (12) 9844-6.3

Foreign health conditions, epidemiologic analysis in developing countries, country rpt series, (10) 4006-1

Foreign medical grads, characteristics, activities, geographic location by country of origin, 1960s and 1970s, (10) 4458-37

Health maintenance organizations enrollees visits, 1972 study, (10) 4458-38

Hospital staff by State and type of hospital, 1971, biennial rpt, (7) 4144-8

Income tax returns of businesses: income, expense, and tax data, by selected industries, 1972, annual preliminary rpt, (11) 8304-6

Manpower studies in 16 medical specialties, annotated bibl, 1960-74, (11) 4458-31

Medicaid recipients characteristics and use of selected medical service, FY72, annual rpt supplement, (11) 4824-6

Medical specialty manpower distribution, by specialty, projected supply and needs, 1974 rpt, (11) 4458-32

Mental hospital staff, State and county facilities by region and State, 1973, (10) 4226-5.109

Methadone regulatory laws, Fed and State, legal handbook for administrators, 1974, (10) 4498-2

Number and ratio to US population, selected years, 1900-62, (11) 21384-2.2

Paraprofessionals use, and projected effects of task delegation on health manpower needs, 1980-90, (10) 4458-39

Podiatrists, patient demography and treatment setting, 1970, (10) 4147-14.14

Rural demographic and community characteristics, metro and nonmetro county groups, 1960 and 1970, 1974 annual rpt, (12) 1004-8

Social security coverage and earnings of self-employed physicians, 1967-70, (11) 4746-11.31

Supply, distribution, and licensing, by State, 1960's-72; supply and demand projections by specialty, 1980-90; education costs and Fed Govt aid, 1974 Senate rpt, (11) 25548-36

Supply of health manpower, characteristics and trends, 1970 and projections to 1990, (10) 4458-40

VA hospitals medical care quality evaluation and needed staff, equipment and structures, by facility, 1974 VA study, (12) 25768-10

Visits, Health Interview Survey estimates, 1973, (12) 4147-10.95

*see also* Obstetricians and gynecologists

**Physics**

*see also* Radiation and radioactive materials

*see also* Weights and measures

**Pigs**

*see* Livestock and livestock industry

**Pilots**

Active airman certificates held, pilots, non-pilots, and flight instructors, Dec 31, 1963-72, DOT annual rpt, (12) 7304-1.1

Active pilots and flight instructors, by FAA region and State, Dec 1973; active airman certificates, 1964-73 and student certificates, FY73-74; instrument ratings held and issued 1971-73, (7) 7506-1.2

Active pilots, certificates held, and flight instructors, 1972; FAA-approved schools, by region and State, 1973, annual rpt, (7) 7504-1.7

Aircraft accidents (general aviation), by pilot characteristics, 1971, annual rpt, (10) 7804-3

Forecasts of aviation activity: traffic, aircraft, pilots, airport activity, and fuel consumed, FY70-86, annual rpt, (12) 7504-6

**Pipelines**

Competition and concentration among petroleum and natural gas producers and pipelines, 1974 hearings, (10) 25448-25

Construction and operations certificate applications, and refunds status, quarterly press release, (7)(12) 9352-2.4

Costs and revenues, inventory, performance, and pollution effects, 1962-72, annual natl transportation summary rpt, (10) 7304-2

Crude oil and refined products, pipeline mileage, 1926-74; by type, size, and State, 1971-74, (12) 5618-1

Diversification of pipeline companies 1960-65, and ownership, 1972-73, (10) 25408-12

Energy supply transport requirements, by region, commodity, and mode of transport, 1974-85; Project Independence studies, (12) 9307-15, (12) 9307-16

Financial and operating selected statistics and ownership percentages of ICC regulated oil pipeline companies, 1963-72, (10) 25448-25.2

Gas pipeline safety program, Fed-State admin and funds, 1971-78, DOT study, (7) 7308-24

Hazardous substances bulk transportation, comparative costs and safety risks analysis for inland water, rail, truck, and pipeline bulk transport, 1974 rpt, (7) 2128-11

Interstate gas mainline industrial sales, Jan-Mar 1973, (12) 25268-24.2

Natural gas delivered cost, and interstate pipeline company revenues, 1969-73, (7) 26108-108

Natural gas imports and exports, by pipeline and liquefied natural gas, by company and country, 1973, annual rpt, (11) 9354-16

Natural gas, interstate pipeline companies purchases and gas costs, 1972, (11) 9354-5

Natural gas, interstate pipeline companies receipts and disposals, monthly rpt, (7)(10)(11)(12) 9352-2.3

Natural gas purchases and production 1970; and turnover and concentration ratios 1954-72, (12) 25268-24.1

Natural gas purchases, offshore leases, production, and ownership percentages, selected interstate pipeline companies, 1960-73, (10) 25448-25.1

Offshore oil and gas leases from Fed Govt, bids and bonuses paid by company, Dec 1970-June 1973, (12) 25268-24.3

Oil pipelines new construction put in place, 1915-64, (11) 2048-20

Pollution of groundwater: contamination sources, processes, and extent, in 11 Northeast States, 1950's-73, (7) 9208-25

Revenues and barrels of oil originated and received, by interstate company, June 1974, semiannual rpt, (7) 9482-8

Trans-Alaska Pipeline System, proposed environmental monitoring of connecting tanker routes, 1973 rpt, (7) 2148-7

**Pistols**

*see* Firearms

**Pitcher, Shackford**

"Syria's Euphrate's Dam Promises Rapid Agricultural Development", (12) 1922-2.351

**Pittsburgh, Pa.**

Cancer incidence rates by site of disease, sex, race, and age, 1969-71 survey, (10) 4476-2.9

**Place of birth**

*see* Birthplace

**Placek, Paul J.**

"Use of Contraceptive Services in Periods of Receipt and Non-Receipt of AFDC", (12) 4102-1.342

**Planned parenthood**

*see* Family planning

**Planning**

*see also* City and town planning

*see also* Economic policy

*see also* Regional planning

**Plants**

*see* Botany

*see* Flowers and nursery products

*see* Horticulture

**Plastics and plastics industry**

Billiard balls, imports and tariff reductions effect on domestic industry, Tariff Commission investigations under 1962 Trade Expansion Act; production, trade, price, and domestic industry employment and profit/loss data, Mar 1971, (10) 9886-3.19

County Business Patterns: employees, payrolls, and establishments by detailed industry, State, county, and SMSA, 1973, annual rpts series, (7)(10)(11) 2326-6

Energy consumption and costs, by type of fuel or electricity, for 11 industries, 1958-71, (11) 9108-43

Establishments, employment, production, and specialization, final industry rpt, 1972 Census of Manufactures, (12) 2493-1.35

Exports and imports of US, by detailed SIC commodity and world area of origin/destination, 1973, annual rpt, (12) 2424-6

Exports of US, detailed commodity by country and world area of destination, 1973, annual rpts, (7) 2424-5

Imports of US, detailed commodity weights and values, by country and world area of origin, 1973, annual rpt, (11)(12) 2424-2

- Imports of US, detailed commodity weights and values, by country of origin, monthly rpt, (11) 2422-2
- Mergers and acquisitions, economic characteristics of companies involved, by industry, 1967-71, (12) 2326-2.4
- Occupational composition, miscellaneous plastic products industry, June 1971, (7) 6746-4.20
- Occupational composition of selected industries, June 1971, (11) 6746-4.10
- Petrochemical production, sales, inventories, and production capacities, US, 1973-May 1974, (7) 9888-3
- Petrochemicals industry materials shortage, 1974 analysis, (11) 25406-1.1
- Production and marketing outlook, by industry, trends 1967-74 and projected 1975-80, annual rpt, (11) 2044-1
- Production and sales, synthetic organic chemicals, 1972, annual rpt, (11) 9884-3
- Production and sales, synthetic organic chemicals, 1973, preliminary rpt, (11) 9886-1.8
- Soviet Union market for US polymer production and processing equipment, 1974 analysis; Soviet chemical-petrochemical production and trade, 1965-75, (7) 2038-5
- Thermoplastics pipe, tube, and fittings, Current Industrial Rpt, monthly discontinued, (7) 2506-2.49
- Transportation of rubber and plastic products, by transportation mode and region of origin and destination, 1972 Commodity Transportation Survey, (11) 2575-1.3
- Vinyl chloride, recommended standard for occupational exposure, 1974 rpt, (7) 4246-1.17
- Plumbing and heating**
  - Black Americans housing units by presence of plumbing, 1973, Current Population Rpt, annual, (7) 2546-2.48
  - Congressional districts of States redistricted for 94th Congress, population and housing data from 1970 census, State rpt series, (7) 2326-5
  - County Business Patterns: employees, payrolls, and establishments by detailed industry, State, county, and SMSA, 1973, annual rpts series, (7)(10)(11) 2326-6
  - Exports and imports of plumbing and heating equipment, by detailed SIC commodity and world area, 1973, annual rpt, (12) 2424-6
  - Exports and imports of selected construction materials, US, 1965-73, (10) 2042-1.306
  - Exports of plumbing and heating equipment, detailed commodity by country of destination, 1973 annual rpts, (7) 2424-5
  - Heating and cooling degree day data, bibl and use as indices of heating fuel and air-conditioning requirements, 1974 rpt, (12) 2156-8.14
  - Heating costs for houses by fuel type, selected cities 1965-71; and selected energy prices by city, 1972-73, (12) 25268-24.2
  - Homes, new 1-family, characteristics, 1973 and recent trends, annual rpt, (7) 2384-1
  - Imports of plumbing and heating equipment, detailed commodity by country of origin, 1973 annual rpt, (11)(12) 2424-2
  - Imports of plumbing and heating supplies and equipment, by country of origin, monthly rpt, (11) 2422-2
  - Injuries and illnesses in private nonfarm industries, by detailed industry, 1972, annual rpt, (10) 6844-1
  - Low income neighborhoods in 50 largest US cities: population, income, employment, and housing characteristics, 1970 census supplementary rpts, (12) 2535-2
  - Mergers and acquisitions, economic characteristics of companies involved, by industry, 1967-71, (12) 2326-2.4
  - Multunit residential buildings, new privately owned, by type of heating fuel used, 1973, (7) 2388-6
  - Occupational composition of plumbing and heating industry (except electric), June 1971, (11) 6746-4.74
  - Residential devs total energy (waste heat recovery) system use, economic feasibility guidelines, 1973 studies, (11) 5188-5
  - Residential fuel consumption patterns and design modifications for reducing consumption, rpts series, (11) 5186-1
  - Thermoplastics pipe, tube, and fittings, Current Industrial Rpt, monthly discontinued, (7) 2506-2.49
  - Water heaters, injury analysis, 1973, (10) 9162-1.310
  - Water saving devices costs, performance, and user acceptability, EPA demonstration project in 8 homes, 1971-73, (10) 9208-31
  - Wholesale trade establishments, employment, sales, and payroll and expenses, final State rpts, 1972 census, (7)(10)(11)(12) 2405-1  
*see also* Household furnishings and appliances
- Pneumonia and influenza**
  - Air pollution related to heart and lung diseases and symptoms, EPA epidemiological studies in selected communities, 1967-71, (10) 9198-31
  - Deaths and death rates, by cause, 1971 US Vital Statistics advance rpt, (11) 4146-5.15
  - Deaths, geographic detail including each town of 10,000 or more, by State and outlying area, US Vital Statistics annual rpt, (11) 4144-3
  - Incidence of notifiable diseases, geographic distribution and trends, 1973, annual rpt, (7) 4204-1
- Poats, Frederick J.**
  - "Tannery Costs: Fresh Versus Salt-Cured Cattle Hides", (12) 1568-151
- Podany, Joseph**
  - "Costs of Harvesting, Packing and Storing Apples for the Fresh Market with Regional and Seasonal Comparisons", (7) 1561-6.303
- Podiatry**
  - Education costs for 8 health professions, 1972-73, (11) 4458-35
  - Patient and podiatrists characteristics, and treatment setting, 1970, (10) 4147-14.14
  - Supply of health manpower, characteristics and trends, 1970 and projections to 1990, (10) 4458-40
- Poisoning and drug reaction**
  - Drug induced deaths and illnesses, 1972-74 Project DAWN rpts, (12) 6286-2
  - Mercury, exposure effects on man and laboratory animals, 1969 Russian study, (10) 4478-29
  - Natl Clearinghouse for Poison Control Centers Bulletin, bimonthly rpt, (7)(11) 4062-1  
*see also* Food and waterborne diseases  
*see also* Pesticides
- Poland**
  - Agricultural chemicals and production equipment, production, consumption, and trade data 1960-73, and market potential, 1980, (12) 2038-6
  - Coinage of nations and world coins; gold and silver production and monetary stocks, by country, 1972, (10) 8204-1.6
  - Economic dev and growth of East-West trade in 6 East European countries, 1946-73, (7) 23848-28
  - Exports and imports of US with Communist nations of Eastern Europe and Asia, monthly rpt, (7) 2032-2
  - Exports of US, detailed commodity by country and world area of destination, 1973, annual rpts, (7) 2424-5
  - Imports of US, detailed commodity weights and values, by country and world area of origin, 1973, annual rpt, (11)(12) 2424-2
  - Imports of US from 7 Communist countries, and impact of failure to grant most favored nation tariff treatment, 1951-70, (10) 9886-2.4
  - Imports of US from 9 Communist countries, and impact of failure to grant most favored nation tariff rates, 1951-72, (10) 9886-2.6
  - Loan repayment status by program and country, AID and predecessor agencies, June 1974, semiannual rpt, (10) 7202-2
  - Loans and grants from US and intl agencies, by program and country, FY46-73, annual rpt, (10) 7204-4
  - Mineral industry country review: policies, production, and trade, by commodity, 1972 Minerals Yearbook preprint, (12) 5604-17.50
  - NATO countries trade with Communist countries, by country, 1969-72, revised annual rpt, (10) 7146-1.18
- Police**
  - City govt finances: revenue, expenditures, and holdings, 405 cities, FY73, annual rpt, (7) 2466-2.4
  - Criminal justice statistics: employment and expenditures; crimes, criminals, and arrests; courts and correction and public attitudes, 1960's-73 annual compilation, (7) 6064-6
  - Employees and officers, assignments, officers killed and assaulted, 1973 FBI annual rpt, (7) 6224-2.4
  - Govt employment and payrolls by function, 72 SMSA's and large counties, Oct 1973, annual rpt, (11) 2466-1.3
  - Govt employment and payrolls, Fed, State, and local: by type of local govt and function, State, and county, 1972 Census of Govts, (12) 2455-2
  - Govt finances and employment, Fed, State, and local: historical statistics, 1902-FY72, 1972 Census of Govts, (12) 2460-4

- Govt finances, Fed, State, and local: detailed revenues by source, expenditures by function, debt, and holdings, 1972 Census of Govts, (11) 2457-5
- Govt finances, Fed, State, and local: revenues by source and expenditures by function, FY73 annual rpt, (10) 2466-2.5
- Labor-management relations in State and local govts: labor organization and work stoppages, by function, 1972 Census of Govts, (11) 2455-3
- Local govt employment and payrolls: counties, municipalities, school and special districts, Oct 1972, Census of Govts, (7) 2455-1
- Municipal and township govt finances: revenues, expenditures, indebtedness, and holdings, 1972 Census of Govts, (7) 2457-4
- Officers killed on duty, 1973 FBI annual rpt, (10) 6224-3
- Salary scales indexes, annual maximum, for firemen and policemen, 1924-72, annual rpt, (11) 6724-1.6
- State govt finances: revenues, expenditures, and holdings, FY73, annual rpt, (7) 2466-2.3  
*see also* Federal aid to law enforcement  
*see also* Law enforcement
- Policy Development and Research, HUD**  
Residential fuel consumption patterns and design modifications for reducing consumption, rpts series, (11) 5186-1
- Polio**  
*see* Infective and parasitic diseases
- Polish Americans**  
*see also* Birthplace
- Political broadcasting**  
Elections of 1972, free and paid broadcast time, by party, office, and State, network and non-network, (10) 9284-4.2
- Political parties**  
Elections of 1972, free and paid broadcast time, by party, office, and State, network and non-network, (10) 9284-4.2  
*see also* Communist Party
- Political rights**  
*see* Civil rights
- Polls**  
*see* Elections  
*see* Public opinion polls
- Pollution**  
*see* Air pollution  
*see* Environmental pollution and control  
*see* Marine pollution  
*see* Noise  
*see* Radiation and radioactive materials  
*see* Soil pollution  
*see* Water pollution
- Poor**  
*see* Poverty
- Popkin, Barry M.**  
"Economic Benefits from the Elimination of Hunger in America", (7) 25588-13
- Population census**  
*see* Census of Population  
*see* Census of Population and Housing
- Population characteristics**  
Census 1970, supplementary rpts on selected population characteristics, (10) 2535-1  
Congressional districts of States redistricted for 94th Congress, population and housing data from 1970 census, State rpt series, (7) 2326-5
- Current Population Rpts on population demographic characteristics, (7)(10)(11)(12) 2546-1
- Farm population size, employment, and demographic characteristics, 1970 and Apr 1973, annual rpt, (7) 2544-1
- Farm population, socioeconomic characteristics, 1960-74 and selected earlier data, annual agricultural chartbook, (12) 1504-3
- Foreign country background notes, summary social and economic data, State Dept series, (7)(10)(11)(12) 7006-2
- General data, Statistical Abstract of US, 1974 annual rpt, (11) 2324-1
- Growth and internal migration, natl pattern, 1910-73, (12) 264-1
- Los Angeles County cities, places, and other areas: computer organized 1970 census population and housing data, tables and maps, Census Use Study series, (12) 2306-6
- Low income neighborhoods in 50 largest US cities: population, income, employment, and housing characteristics, 1970 census supplementary rpts, (12) 2535-2
- Maps of population and agricultural data by counties, (7)(11) 2446-3
- Metro areas, Fed Admin Regions, and States: selected general data, 1974 annual reprint, (11) 2324-3
- Microdata, computerized public-use files from Current Population Survey, content and availability, 1974 rpt, (12) 2306-1.37
- Middle Atlantic States economic characteristics, Fed Reserve 5th District, selected years 1960-73, (7) 9389-4
- Poor, detailed socioeconomic characteristics of population below poverty level, 1966-73, Current Population Supplementary Rpt, (7) 2546-6.10
- Population estimates for US, by age, sex, and race, July 1 1974 and Apr 1, 1970, (7) 2546-3.28
- Rural demographic and community characteristics, metro and nonmetro county groups, 1960 and 1970, 1974 annual rpt, (12) 1004-8
- Social indicators, 1973 rpt compared to other country rpts, article, (7) 6722-1.360
- Trends in US, 1960's and 70's, with historical data and projections to 2000, (7) 2546-2.49
- Upward mobility of male household heads in Washington County, Miss, 1971 analysis, (7) 1598-101
- World demographic characteristics, by country, 1972 series of maps, (7) 2446-7  
*see also* Birthplace  
*see also* Body measurements  
*see also* Families and households  
*see also* Fertility  
*see also* Health condition  
*see also* Income  
*see also* Marriage and divorce  
*see also* Migration  
*see also* Population size  
*see also* Poverty  
*see also* Vital statistics  
*see also* Wealth
- Population size**  
Black Americans, socioeconomic and demographic characteristics, 1973, Current Population Rpt, annual, (7) 2546-2.48  
Censuses (special) of requesting localities, series, (10) 2546-5  
Chartbook, historical financial and business statistics, Fed Reserve 1974 annual rpt, (10) 9364-2.10  
Congressional districts of States redistricted for 94th Congress, population and housing data from 1970 census, State rpt series, (7) 2326-5  
County and SMSA estimates, Fed-State cooperative program, series, (7)(10) 2546-4  
Current US population estimates, monthly rpt, (7)(10)(11)(12) 2546-3.24  
Developing countries population and rate of growth, by country, and comparisons with developed countries and US, 1973, annual rpt, (10) 7204-10  
Developing countries population projections to year 2100, (12) 25588-14  
East-West comparative economic strength, 1973, annual rpt, (10) 7146-1.13  
Eastern Europe projected population size, composition, and labor force, 1950-96, (7) 23848-28.2  
Estimates and projections, Current: Population Rpts series, (7)(10)(11)(12) 2546-3  
Farm population, births, deaths, and net migration, 1970-73 annual rpt, (7) 1594-1  
Filipino American population size, map by counties, 1970, (7) 2446-3.53  
General data, Statistical Abstract of US, 1974 annual rpt, (11) 2324-1  
Metro areas, Fed Admin Regions, and States: selected general data, 1974 annual reprint, (11) 2324-3  
Pacific Northwest economic base and growth projections to 1985, 1961-70 survey, (10) 5918-2.2  
Population characteristics, US trends, 1960's and 70's, with historical data and projections to 2000, (7) 2546-2.49  
Projected population, income, employment, and production (series E projections); for US, water resources regions, and States, 1980-2020 with selected historical comparisons, (11) 17708-4  
Projections of income, earnings, employment, and population for BEA economic areas, SMSAs, and States, 1950-1990, (10) 2708-19  
Projections, 1972-2000, SSA actuarial studies, (10) 4706-1.72  
SMSA population size class, map by counties, Jan 1, 1974, (11) 2446-3.55  
SMSA urbanization trends in land use, agricultural production, and population, 1960-70, (7) 1548-57  
Trends in US, 1960's and 70's, with historical data and projections to 2000, (7) 2546-2.49  
World annual population growth rates, by country, 1972, map, (7) 2446-7.2  
*see also* Center of population  
*see also* Family planning  
*see also* Fertility  
*see also* Zero population growth

- Port Arthur, Tex.**  
Occupational wage survey, 94 SMSA's, 1973-74, individual SMSA annual rpts, (10) 6785-2.16
- Porter, Charles W.**  
"Outlook for Vegetables", (12) 25164-1.3
- Porter, Horace G.**  
"EC's Modernized Textile Industry: Larger Market for U.S. Cotton?", (11) 1922-2.347  
"Turkey's Cotton Acreage Up Despite Lagging Export Sales", (7) 1922-2.329
- Portland, Maine**  
Retail trade establishments in major retail centers of SMSA's: number, sales, employment, payrolls, by kind of business, 1972 census series, (11) 2401-1.20
- Portland, Oreg.**  
Bus transit systems publicly acquired through Fed grant in 4 cities, improvements made since acquisition, 1974 GAO rpt, (12) 26108-150  
Occupational wage survey, 94 SMSA's 1973-74, individual SMSA annual rpts, (11) 6785-2.19
- Ports**  
*see* Harbors and ports
- Portsmouth, Va.**  
Occupational wage survey, 94 SMSA's, 1973-74, individual SMSA annual rpts, (7) 6785-2.14
- Portugal**  
Beef and veal production, consumption, and trade in Western Europe, 1960-74 and projected 1980, (12) 1528-74  
Coinage of nations and world coins; gold and silver production and monetary stocks, by country, 1972, (10) 8204-1.6  
Economic and business investment conditions, and trade practices, 1974 rpt, (11) 2026-2.52  
Exports of US, detailed commodity by country and world area of destination, 1973, annual rpts, (7) 2424-5  
Fish catch, fleet, imports and exports, 1969-70, foreign fisheries rpt, (7) 2166-8.6  
Imports of US, detailed commodity weights and values, by country and world area of origin, 1973, annual rpt, (11)(12) 2424-2  
Loan repayment status by program and country, AID and predecessor agencies, June 1974, semiannual rpt, (10) 7202-2  
Loans and grants from US and intl agencies, by program and country, FY46-73, annual rpt, (10) 7204-4  
Mineral industry country review: policies, production, and trade, by commodity, 1972 Minerals Yearbook preprint, (12) 5604-17.51  
NATO countries trade with Communist countries, by country, 1969-72, revised annual rpt, (10) 7146-1.18  
Pulp, paper, and paperboard output and foreign trade, 1970-72, (7) 2042-5.303  
Uranium industry marketing, production, and resources, 1974 annual AEC seminar rpts, (12) 9104-19
- Post, Howard A.**  
"Commodity Trends, Jan.-June 1972-74", (12) 2042-5.304  
"Commodity Trends, Jan.-Mar. 1972-74", (7) 2042-5.303
- Postal employees**  
Assaults on Fed law enforcement officers, by agency, 1973, (7) 6224-4  
Collective bargaining schedule and expected issues in 4 industries, 1975, (12) 6722-1.377  
Employment by level and pay system, 1973, annual rpt, (12) 9844-6.6  
Geographic location, Fed Govt civilian employees, by dept and agency and pay system, 1972, annual rpt, (11) 9844-8  
Minority group Fed Govt civilian employees, by pay system and grade and salary groupings, 1973, advance annual rpt, (12) 9844-13  
Operations, employment, and financial statement, USPS, FY70-74, annual rpt, (12) 9864-1  
Pay structure and employment, Fed Govt civilian employees by dept and agency and pay system, 1973, annual rpt, (12) 9844-6  
Union recognitions, agreements, and membership, Fed employees, Nov 1973, annual rpt, (7) 9844-14  
Women Fed Govt civilian employees, white collar occupations and GS levels, by agency, 1973 annual rpt, (12) 9844-7
- Postal service**  
Air mail, priority and nonpriority mail revenue ton miles flown by US certificated air carriers, monthly rpt, (7) 9142-13  
Air revenue and yields for domestic and intl operations of individual air carriers, quarterly rpt, (11) 9142-16  
Airline revenue from air mail transportation, by airline, 1926-72, biennial rpt, (12) 9144-4  
Airlines mail yields for scheduled service, FY68-73, (12) 9144-1.3  
Bulk mail proposed delivery system, operations, organization, and costs, 1974 GAO rpt, (12) 26108-152  
General data, Statistical Abstract of US, 1974 annual rpt, (11) 2324-1  
Govt finances and employment, Fed, State, and local: historical statistics, 1902-FY72, 1972 Census of Govts, (12) 2460-4  
Govt finances, Fed, State, and local: detailed revenues by source, expenditures by function, debt, and holdings, 1972 Census of Govts, (11) 2457-5  
Govt finances, Fed, State, and local: revenues by source and expenditures by function, FY73 annual rpt, (10) 2466-2.5  
Mail missent in mechanized letter sorting process, causes and possible solutions, 1974 GAO rpt, (12) 26108-146  
Mail, US and foreign, carried by US certificated air carriers, by airport and airline, 1973, detailed semiannual rpt, (7) 7502-2  
Operations, employment, and financial statement, USPS, FY70-74, annual rpt, (12) 9864-1  
*see also* Postal employees
- Potomac River**  
Fish landings by detailed species and value, 1972 annual summary, (7) 2166-4.6, (7) 2166-4.7  
Shad and alewife fishery, operating units and landings, 1971, annual rpt, (11) 2164-2.4
- Poughkeepsie, N.Y.**  
Occupational wage survey, 94 SMSA's, 1973-74, individual SMSA annual rpts, (10) 6785-2.16
- Poultry industry and products**  
Broiler marketing, production and prices, and red meat competition, quarterly rpt, (10) 1302-1  
Chartbook, general agricultural data, 1960-74 and selected earlier data, annual rpt, (12) 1504-3  
Denmark poultry production, costs, and exports, 1960-73, (11) 1926-1.57  
Egg industry marketing problems, 1972, special study rpt, (7) 1008-8.5  
Eggs cash and futures prices, 1961-71, econometric model analysis, (7) 1548-63  
Exports and imports of US, by country and commodity, FY73-74, annual rpt, (12) 1524-1  
Farm marketing cash receipts, 1910-73, semiannual rpt, (7) 1541-2.3  
Food consumption, supply, trade, prices, and expenditures: statistics and indexes, by commodity, 1960-73, annual rpt, (12) 1544-4  
Foreign and US poultry, poultry meat, and egg production and trade, 1974 FAS annual circulars, (7)(12) 1925-11  
Futures trading in shell and nest run eggs: traders open contracts, monthly rpt, (7) 1322-1  
Number and value of livestock on farms, 1972-74, annual rpt, (7) 1544-3.2  
Outlook, natl annual agricultural conf papers, 1975, (12) 25164-1.3  
Pesticides in Canadian chicken eggs, 1971, (10) 482-1.314  
Production, consumption, and marketing: current situation and trends 1960's periodic situation rpt articles, (11) 1561-9  
Turkey production, value, income, 1971-74, annual rpts series, (7) 1625-6  
Wholesale trade establishments, employment, sales, and payroll and expenses, final State rpts, 1972 census, (7)(10)(11)(12) 2405-1  
*see also* Animal diseases and zoonoses
- Pounds, Bonnie M.**  
"Legislative, Institutional, and Negotiating Aspects of U.S.-East European Trade and Economic Relations", (7) 23848-28.3
- Poverty**  
Alaska Indian and native populations, demographic and economic characteristics, 1970 census supplementary rpt, (10) 2535-1.64  
Black Americans, socioeconomic and demographic characteristics, 1973, Current Population Rpt, annual, (7) 2546-2.48  
Congressional districts of States redistricted for 94th Congress, population and housing data from 1970 census, State rpt series, (7) 2326-5  
Employment and unemployment in metro and nonmetro poverty and nonpoverty areas, quarterly rpt, (12) 6742-2  
Employment trends, including special population groups and metro and nonmetro poverty areas, quarterly press release, (10) 6742-9



- Families and persons in poverty, by selected characteristics of family head, 1973 and historical, advance data, Current Population Rpt, (7) 2546-6.8
- Families below low-income level, map by counties, 1970, (10) 2446-3.58
- Inner city recreation facilities and open space, 25 cities over 250,000 population, 1970 study, (7) 5128-6
- Los Angeles County cities, places and other areas: computer organized 1970 census social and economic data, tables and maps, Census Use Study series, (12) 2306-6.11
- Low income neighborhoods in 50 largest US cities: population, income, employment, and housing characteristics, 1970 census supplementary rpts, (12) 2535-2
- Metro areas, Fed Admin Regions, and States: selected general data, 1974 annual reprint, (11) 2324-3
- Rural demographic and community characteristics, metro and nonmetro county groups, 1960 and 1970, 1974 annual rpt, (12) 1004-8
- School food service programs in low income urban schools, by city, FY73 annual rpt, (12) 1364-3
- School food service programs, schools in needy areas with and without programs, 1973, annual survey, (12) 1364-4
- Socioeconomic characteristics of population below poverty level, 1966-73, Current Population Supplementary Rpt, (7) 2546-6.10
- Spanish origin population below poverty level, Mar 1974, advance Current Population Rpt, (10) 2546-1.267
- Trends, by family status, 1959-72, SSA annual rpt, (7) 4744-3.1
- Upward mobility of male household heads in Washington County, Miss, 1971 analysis, (7) 1598-101  
*see also* Appalachia  
*see also* Illiteracy  
*see also* Income maintenance  
*see also* Nutrition and malnutrition  
*see also* Public welfare programs
- Powell, Elbert A.**  
"Impact of Medicaid and an OEO Health Center on Use of Dental Services in an Urban Area", (7) 4102-1.330
- Power resources**  
Brazil industrial production and imports, equipment and machinery needs, and US export sales opportunities, by industry sector, 1974 rpt, (11) 2028-5
- Bulk power supply summary projections, Regional Reliability Council areas, 1974-93, (10) 9352-2.9
- Coal production and uses to meet energy demands, suggested Govt policies, 1974 analysis, (11) 5348-2
- Eastern Europe economic dev, productivity, and growth of East-West trade, 1946-73, (7) 23848-28.2
- Energy consumption and costs, by type of fuel or electricity, for 11 industries, 1958-71, (11) 9108-43
- Energy consumption by fuel source and sector 1960-72, and selected forecasts to 1985, (12) 25268-24.2
- Energy consumption, by sector and per capita, 1970-90, (7) 21408-14.1
- Energy consumption, by sector and purpose, 1970, (7) 21408-12
- Energy consumption mix by fuel and sector, 1973; and production requirements, 1985; new plant construction lead times, by type of facility, 1973, (7) 25408-11
- Energy consumption, 1947-72, and projected imbalances for 3 levels of consumption to year 2000, (7) 25368-24.2
- Energy crisis, role of US railroads in resolving, conf papers, May 1974 rpt, (11) 7608-4
- Energy data collected and required by Fed Govt, description and preliminary directory, 1974, (11) 9308-4
- Energy industries, possible fiscal and govt measures to stimulate production, 1973-74, (7) 25368-24
- Energy prices, domestic and intl cost and production effects, selected periods 1950-85, (12) 21248-10
- Energy prices, supply, and demand, monthly review rpt, (11) 9302-11
- Energy sources, uses, supply, and demand, bibl, Nov 1973, (11) 9108-41
- Energy supply and demand indicators, monthly rpt, (11) 9302-8
- Energy supply facilities, typical costs, requirements, and capacities, by region 1974-90; Project Independence studies, (12) 9307-13
- Energy supply materials and equipment availability, 26 selected items, 1974-85; Project Independence studies, (12) 9307-17
- Energy supply, projected economic and environmental effects at selected dev levels by region, 1974-85: Project Independence studies, (11) 9307-1, (11) 9307-2, (11) 9307-12
- Energy supply trends and events, US and world, 1950-73, Project Independence historical perspective study, (11) 9307-3
- Environmental quality protection programs and problems, current status and costs, 1974 annual rpt, (12) 484-1
- Fossil fuel reserves, discovery and production cycles, US and world areas, 1972 estimates produced by differing methodologies, (7) 25448-23
- FPC summary of activities and selected natural gas and electric power data, weekly press releases, 1974, (7)(10)(11)(12) 9352-2
- General data, Statistical Abstract of US, 1974 annual rpt, (11) 2324-1
- Industries affected by energy shortages, including small businesses and leisure industries, 1974 hearings, (12) 25248-15
- Mineral energy resources, production and consumption from hydropower and nuclear power, 1968-72, 1972 Minerals Yearbook, (7) 5604-1.1
- Pacific Northwest economic base and growth projections to 1985, 1961-70 survey, (10) 5918-2
- R&D energy development strategy and budget proposals, Interior Dept programs, by commodity and program, FY75-79, (7) 5308-6
- R&D, Fed Govt funding by function, FY69-75, NSF rpt, (12) 9627-9
- see also* Electric power  
*see also* Fuel  
*see also* Geothermal resources  
*see also* Hydroelectric power  
*see also* Natural gas and gas industry  
*see also* Nuclear power  
*see also* Petroleum and petroleum industry  
*see also* Power resources conservation  
*see also* Solar energy  
*see also* Synthetic fuels
- Power resources conservation**  
CARPOL, computerized large scale carpool candidate matching system, Census Use Study, 1974, (10) 2308-27
- Energy conservation and efficient use, 1973 hearings, (7) 21408-12, (7) 21408-13, (7) 21408-14
- Energy supply, projected economic and environmental effects at selected dev levels, by region, 1974-85: Project Independence studies, (11) 9307-2.3, (11) 9307-2.10
- Fed Govt energy savings by fuel type, 11 depts and 5 large agencies, FY74, annual rpt, (12) 9304-5
- Industry energy conservation program, handbook for implementing, (7) 2218-18
- Oil supply and demand, 1970-85, and costs to producers and US consumers. 1972; oil import program and control analysis, Tariff Commission rpt, (7) 9888-2
- R&D energy development strategy and budget proposals, Interior Dept programs, by commodity and program, FY75-79, (7) 5308-6
- Residential fuel consumption patterns and design modifications for reducing consumption, rpts series, (11) 5186-1
- Precious metals**  
*see* Gold  
*see* Silver
- Precious stones**  
*see* Gemstones
- Precipitation**  
*see* Water supply  
*see* Weather
- Prefabricated buildings**  
Wood prefabricated buildings industry establishments, employment, production, and specialization, final industry rpt, 1972 Census of Manufactures, (12) 2493-1.25
- Pregnancy**  
*see* Maternity
- Preschool education**  
Elementary and secondary public school staff and pupil services available, selected pupil/staff ratios, 1970 survey, (7) 4588-25
- Mental health consultations provided other agencies by federally funded community mental health centers, 1973, (11) 4226-5.108
- Preprimary enrollment, by socioeconomic characteristics, Oct 1973, annual rpt, (7) 2546-1.268  
*see also* Head Start Project
- Presidential commissions**  
*see* Federal boards, committees, and commissions
- Presidential-congressional relations**  
*see* Congressional-executive relations

- Presidential elections**  
*see* Elections
- Presidential powers**  
 Presidential emergency fund allocations, FY54-74, (10) 21628-8  
*see also* Congressional-executive relations  
*see also* Pardons
- President's Committee on Mental Retardation**  
 Children screening tests for developmental disabilities, compendium of current literature, Mar 1973, (10) 16668-3  
 Mental retardation, Presidents Committee annual rpt, 1973, (7) 16664-1
- Press**  
 General data, Statistical Abstract of US, 1974 annual rpt, (11) 2324-1  
 News dealers and stands establishments, employment, sales, and payroll, final State rpts, 1972 Census of Retail Trade, (7)(10)(11)(12) 2397-1
- Pretrial detention**  
*see* Arrest
- Preventive medicine**  
*see* Vaccination and vaccines
- Pribilof Islands, Alaska**  
 Seal fur industry take, distribution, and receipts, 1971, (11) 2164-2.7  
 Seal population and reproduction, 1969 field surveys, (11) 2168-11
- Price, Daniel N.**  
 "Workmen's Compensation Under Scrutiny", (10) 4742-1.322
- Price indexes**  
*see* Consumer Price Index  
*see* Retail Food Price Index  
*see* Wholesale Price Index
- Price regulation**  
 NYC rent stabilized apartment houses operating costs price index, 1974, (7) 6926-1.38  
 Securities commission rate proposed increase, NYSE rpt to SEC, June 1973, (7) 21508-23.2  
*see also* Agricultural quotas and price supports  
*see also* Economic Stabilization Program
- Prices**  
 BLS major programs, 1974, annual listing, (7) 6704-1  
 Chartbook, historical financial and business statistics, Fed Reserve 1974 annual rpt, (10) 9364-2.14  
 Construction price deflators, revised indexes for new construction, 1947-73, Survey of Current Business article, (7) 2702-1.325  
 Consumer and wholesale prices, compounded annual rates of change, US and 9 foreign countries, 1954-73, (10) 9391-8  
 Consumer and wholesale prices, July-Aug 1974, Survey of Current Business summary, (10) 2702-1.333  
 Dept store inventory price indexes, July 1973-74 semiannual rpt, (7) 6762-7  
 Electric power costs per kwh for REA borrowers 1940-73, annual rpt, (12) 1244-5  
 Electricity residential rates relative to CPI, 1935-71, (7) 25448-22  
 Energy price increases, effects on selected local public electric utility systems in 27 States, 1974, (12) 25408-14  
 Energy prices, domestic and intl cost and production effects, selected periods 1950-85, (12) 21248-10  
 Energy supply, projected economic and environmental effects at selected dev levels, by region, 1974-85: Project Independence studies, (11) 9307-2.6  
 Forecasts for selected business activities, 1974, annual rpt, (7) 9389-3  
 Foreign economic indicators, EC, selected industrial countries, and US, quarterly rpt, (7) 2026-2.34  
 Foreign economic indicators, EC, 5 industrial countries, and US, quarterly rpt, (11) 2012-2  
 Foreign economic trends and implications for US: income, production, prices, employment, finances, and trade data, 1974 country annual and semiannual rpts series, (7)(11)(12) 2026-3  
 General data, Statistical Abstract of US, 1974 annual rpt, (11) 2324-1  
 GNP and inflation devs in 3d quarter 1974, Survey of Current Business analysis, (11) 2702-1.343  
 Heating costs for houses by fuel type, selected cities, 1965-71; and selected energy prices by city, 1972-73, (12) 25268-24.2  
 Imports and tariff reductions effect on domestic industries, Tariff Commission investigations under 1962 Trade Expansion Act; production, trade, price, and domestic industry employment and profit/loss data, selected industries and products series, (10) 9886-3  
 Increases in wholesale and retail prices, 2d quarter 1974 analysis, (7) 6722-1.363  
 Increases in wholesale and retail prices, 3d quarter 1974 analysis, (12) 6722-1.379  
 Minerals and mineral fuel price indexes, 1972 Minerals Yearbook, (7) 5604-1.1  
 Pollution control costs to US and foreign manufacturers and impact on consumer prices, review of methodologies, 1974 annual rpt, (7) 21644-1  
*see also* Agricultural prices  
*see also* Agricultural quotas and price supports  
*see also* Consumer Price Index  
*see also* Family budgets  
*see also* Food prices  
*see also* Medical costs  
*see also* Price regulation  
*see also* Retail Food Price Index  
*see also* Wholesale Price Index  
*see also* under names of specific commodities and products
- Prins, Harvey R.**  
 "Significance of Stable Iodine-127 in Milk", (11) 9232-1.315
- Printing and publishing industry**  
 Bookbinding and blankbooks industries establishments, employment, production, and specialization, final industry rpt, 1972 Census of Manufactures, (11) 2493-1.33  
 County Business Patterns: employees, payrolls, and establishments by detailed industry, State, county, and SMSA, 1973, annual rpts series, (7)(10)(11) 2326-6  
 Employment, foreign trade, and financial data, quarterly rpt articles, (10)(12) 2042-4  
 Exports and imports of US, by detailed SIC commodity and world area of origin/destination, 1973, annual rpt, (12) 2424-6  
 Exports of US, detailed commodity by country and world area of destination, 1973, annual rpts, (7) 2424-5  
 Graphic arts industries suppliers net sales, by commodity, 1958-72; and graphic industries receipts, 1974-75, (12) 2042-4.303  
 Greeting card publishing industry establishments, employment, production, and specialization, final industry rpt, 1972 Census of Manufactures, (11) 2493-1.33  
 Imports of US, detailed commodity weights and values, by country and world area of origin, 1973, annual rpt, (11)(12) 2424-2  
 Imports of US, detailed commodity weights and values, by country of origin, monthly rpt, (11) 2422-2  
 Income tax returns of businesses: income, expense, and tax data, by selected industries, 1972, annual preliminary rpt, (11) 8304-6  
 Injuries and illnesses in private nonfarm industries, by detailed industry, 1972, annual rpt, (10) 6844-1  
 Ink industry establishments, employment, production, and specialization, final industry rpt, 1972 Census of Manufactures, (12) 2493-1.41  
 Mergers and acquisitions, economic characteristics of companies involved, by industry, 1967-71, (12) 2326-2.4  
 Miscellaneous publishing industry, establishments, employees, and finances, 1963-72; franchises of printing and copying services, establishments and sales, 1969-74, (10) 2042-4.302  
 Printing machinery industry establishments, employment, production, and specialization, final industry rpt, 1972 Census of Manufactures, (12) 2493-1.64  
 Printing trade service industry establishments, employment, production, and specialization, final industry rpt, 1972 Census of Manufactures, (11) 2493-1.33  
 Production and marketing outlook, by industry, trends 1967-74 and projected 1975-80, annual rpt, (11) 2044-1  
 Projected population, income, employment, and production (series E projections); for US, water resources regions, and States, 1980-2020 with selected historical comparisons, (11) 17708-4  
 Shipment of printing, publishing, and allied industry products, by transport mode and region of origin, 1972 Commodity Transportation Survey, (11) 2575-4  
 Union wages and hours survey, July 1973, summary rpt, (11) 6784-5  
*see also* Books and bookselling  
*see also* Copyright  
*see also* Press  
*see also* Textbooks
- Prison sentences**  
*see* Sentences, criminal procedure
- Prisons**  
*see* Correctional institutions
- Pritchard, Brian J.**  
 "Tanzania's Agricultural Economy in Brief", (12) 1526-2.62

- Privacy**  
see Right of privacy
- Private schools**  
School food service programs, number and enrollment of public and private schools with and without, 1973, annual survey, (12) 1364-4  
see also Colleges and universities  
see also Elementary and secondary education
- Prizes**  
see Awards, medals, and prizes
- Probation**  
see Parole and probation
- Processed foods**  
see Food and food industry
- Procurement**  
see Defense contracts and procurement  
see Government contracts and procurement
- Product safety**  
Consumer product related injuries, hazard index for top 25 products, series, (11) 9166-4  
Consumer product related injuries, selected products, detailed analyses series, (11) 9166-2  
Consumer Product Safety Commission activities, including regulation and litigation; and flammable fabric injury analysis, FY74 annual rpt, (12) 9164-2  
Injuries from consumer products, detailed product listing, FY74, annual rpt, (12) 9164-1  
Injuries from selected consumer products, by age and sex of victim, monthly rpt with special features, (7)(10)(11) 9162-1  
Injuries from selected consumer products, detailed epidemiological data series, (11) 9166-3, (12) 9166-3  
Natl Bur of Standards publications, 1973 annual catalog, (11) 2214-1  
Natl Electronic Injury Surveillance System, product code listing, 1974 rpt, (12) 9168-2  
see also Defective products  
see also Hazardous substances
- Production**  
see Agricultural production  
see Industrial production  
see Productivity
- Production costs**  
Bituminous underground coal mines, estimated capital investment and operating costs, 4 hypothetical mines, 1974 study, (10) 5608-22  
Ceramics industry devs and tariff impact: foreign trade, production, consumption, and employment, May 1973-74, annual Tariff Commission rpt, (10) 9884-4  
Construction cost indexes, 1915-64, (11) 2048-20.5  
Energy consumption and costs, by type of fuel or electricity, for 11 industries, 1958-71, (11) 9108-43  
Fuel and electricity use by manufacturing plants, 1971, by State and detailed industry, 1972 Census of Manufactures special rpt supplement, (10) 2499-6  
Labor costs as percent of capital costs, US and 5 foreign industrial nations, 1971, (12) 2018-2  
Manufacturing establishments, employment, production, and finances general data, preliminary State rpts, 1972 census, (7) 2491-3  
Manufacturing establishments, employment, production, and specialization, final industry rpts, 1972 census, (10)(11) 2493-1, (12) 2493-1  
Mineral industries establishments, employment, production, costs and consumption, final industry rpts, 1972 census, (11) 2513-1, (12) 2513-1  
Puerto Rico manufacturing establishments, employees, payrolls, inventories, and shipments, 1972 census, (11) 2591-4  
Shipbuilding costs, geographic differences within US, annual rpt, 1974, (7) 2124-1  
see also Agricultural production costs  
see also Business income and expenses
- Productivity**  
Chartbook, historical financial and business statistics, Fed Reserve 1974 annual rpt, (10) 9364-2.10  
Corporations (nonfinancial) productivity, measurement methods and trends, 1948-73, (11) 6722-1.372  
Shipping industry productivity, and impact of subsidies, containerization, and trade route competition, 1966-70, (10) 2128-12  
see also Agricultural productivity  
see also Industrial production indexes  
see also Labor productivity
- Professional and technical workers**  
Employment and output projections, 1980 and 1985, by detailed industry and occupation, and 1959-72 base data, (7) 6728-4  
Employment situation, earnings, and hours, monthly press release, (10) 6742-5  
Fed Govt occupational employment trends, 1958-72, (10) 6722-1.366  
Immigrants admitted to US as professional, technical and kindred workers, FY74, annual rpt, (12) 6264-1  
Minority group and women employment, 20 SMSA's, 1972 annual rpt, (12) 9244-2  
Occupational composition of selected industries, 1971, industry survey series, (7)(10)(11)(12) 6746-4  
State employee professional, administrative, and technical positions, comparative salary ranges, by State, 1974, annual rpt, (10) 9844-22  
Wage survey, professional, administrative, technical and clerical workers, Mar 1973, annual rpt, (12) 6784-2  
Wage survey, professional, administrative, technical and clerical workers, Mar 1974, preliminary rpt, (7) 6784-2  
see also Area wage surveys  
see also Engineers and engineering  
see also Executives  
see also Pilots  
see also Scientists and technicians  
see also under name of specific professions
- Profits**  
see Business income and expenses
- Project Independence**  
Coal production and uses to meet energy demands, suggested Govt policies, 1974 analysis, (11) 5348-2  
Energy supply facilities, typical costs, requirements, and capacities, by region 1974-90; Project Independence studies, (12) 9307-13  
Energy supply, financing requirements and capital availability, selected demand levels 1974-85; Project Independence studies, (12) 9307-18  
Energy supply labor requirements, by industry and occupation, selected years, 1960-90; Project Independence studies, (12) 9307-14  
Energy supply materials and equipment availability, 26 selected items, 1974-85; Project Independence studies, (12) 9307-17  
Energy supply, projected economic and environmental effects at selected dev levels by region, 1974-85; Project Independence studies, (11) 9307-1, (11) 9307-2, (11) 9307-4, (11) 9307-5, (11) 9307-6, (11) 9307-7, (11) 9307-8, (11) 9307-9, (11) 9307-11, (11) 9307-12  
Energy supply transport requirements, by region, commodity, and mode of transport, 1974-85; Project Independence studies, (12) 9307-15, (12) 9307-16  
Energy supply trends and events, US and world, 1950-73, Project Independence historical perspective study, (11) 9307-3  
Solar energy dev prospects and requirements, 1974-85; Project Independence studies, (11) 9307-10  
Washington Energy Conference background paper, Feb 1974, (7) 25408-11
- Projections**  
Agribusiness and agriculture related occupation classifications and 1970 employment data, Natl Agribusiness Manpower Project series, (7)(12) 1546-1  
Agricultural production, US regional averages and percent of US total, 20 principal crops, 1970-72 and projected 1985 or 2000, (7) 1508-12  
Agricultural projection models with input-output adjustment equations, 1974 article, (12) 1502-3.309  
Agricultural projection under 3 systems of farm financing, 1974 article, (10) 1544-1.2  
Air pollution projected levels, and technological potential to maintain air quality levels to year 2000, analytic study, (12) 9188-4  
Aviation activity forecasts: traffic, aircraft, pilots, and airport and fuel use, FY70-86, annual rpt, (12) 7504-6  
Business forecasts, 1974, annual rpt, (7) 9389-3  
Computer occupations, employment and manpower, 1970 and outlook for 1980, (12) 6748-24  
Developing countries population projections to year 2100, (12) 25588-14  
Eastern Europe projected population size, composition, and labor force, 1950-96, (7) 23848-28.2  
Economic forecasts, analyses of errors, 1970-74, article, (12) 9373-1.306  
Economic projections: income, earnings, employment, and population, for BEA economic areas and SMSAs, 1950-90, (10) 2708-19  
Electric power distribution, R&D needs and proposed funding for 1975-94, Natl Power Survey 1972 task forces rpts, (7) 9358-21.1  
Electric power generating and reserve capabilities, Regional Reliability Council areas, 1974-93, (10) 9352-2.9

- Electric power plants construction labor requirement projections, 1974-2000, AEC rpt, (11) 9108-35
  - Electric utilities industry financial prospects, analyses of policy alternatives 1975-79, (10) 9358-23
  - Employment and income regional projections through 1985, Natl Planning Assn paper, (10) 25168-13
  - Employment and output projections, 1980 and 1985, by detailed industry and occupation, and 1959-72 base data, (7) 6728-4
  - Energy consumption imbalances for 3 levels of consumption to year 2000, (7) 25368-24.2
  - Energy prices, domestic and intl cost and production effects, selected periods 1950-85, (12) 21248-10
  - Energy production and manpower requirements, 1985, (7) 25408-11
  - Energy supply, financing requirements and capital availability, selected demand levels 1974-85; Project Independence studies, (12) 9307-18
  - Energy supply, projected economic and environmental effects at selected dev levels by region, 1974-85: Project Independence studies, (11) 9307-1, (11) 9307-2, (11) 9307-4, (11) 9307-5, (11) 9307-6, (11) 9307-7, (11) 9307-8, (11) 9307-9, (11) 9307-11, (11) 9307-12
  - Energy supply transport requirements, by region, commodity, and mode of transport, 1974-85; Project Independence studies, (12) 9307-15, (12) 9307-16
  - Energy use in food and fiber production, processing, and marketing, 1971-73 and projected 1980, (11) 25168-15
  - Environmental consequences of energy dev, R&D funding requirements, 1975-2000, (10) 9358-21.2
  - Fertilizer production, consumption, and balance in the world, 1975-76 and 1980, (12) 1508-13
  - Fertilizer supply and demand in developed, developing, and Communist countries, 1967-78, biennial rpt, (12) 9804-9
  - Ghana fertilizer production, consumption, crop response, and potential industry expansion, 1972 survey with projections to 1982, (7) 9808-24
  - Health care facilities, existing 1973, and projected needs, by State, annual rpt, (12) 4264-3
  - Health maintenance organizations enrollment projections and effects on health manpower requirements, 1980-90, (10) 4458-38
  - Health manpower supply, characteristics and trends, 1970 and projections to 1990, (10) 4458-40
  - Health manpower supply, 8 professions, 1970 and projections to 1990, summary rpt, (10) 4458-36
  - Manpower and output requirements for industries and occupations, analysis of long-range forecasting models, 1973, (12) 2708-21
  - Manufacturing goods production and marketings, by industry, trends 1967-73, and projections 1975-80, (11) 2044-1
  - Medical paraprofessionals use and projected effects on health manpower needs, 1980-90, (10) 4458-39
  - Medicare and OASDHI future cost estimates, actuarial studies series, (10)(12) 4706-1
  - Mineral imports of US, nonfuel, 1972 and projected 1980; possibility of collusive export price increases, (11) 7146-3.7
  - Mineral products, fuels, and electricity consumption 1971-72 and projections for year 2000, 1972 Minerals Yearbook, (7) 5604-1.1
  - Natural gas supply and trends in reserve additions, lower 48 States, 1964-73 and projected to 1985, (12) 9358-28
  - Natural gas supply/requirements balance, 1 year projections for major interstate pipeline companies, (7)(11)(12) 9352-2.8
  - Nuclear reactor fuel costs, detailed analysis and projections 1970-2020, AEC rpt, (11) 9108-34
  - Occupational manpower and training needs, projections and planning to 1985, (12) 6748-26
  - Oil products supply and demand forecasts and technical procedures, 1974-75, series, (7)(10)(12) 9306-1
  - Oil supply and demand, 1970-85, and costs to producers and US consumers, 1972; oil import program and control analysis, Tariff Commission rpt, (7) 9888-2
  - Outdoor recreation rpts compilation on participation, resource supply and demand, economic factors, and management, 1960s and projected, (11) 25448-27
  - Pacific Northwest economic base and growth projections to 1985, 1961-70 survey, (10) 5918-2
  - Philippines fertilizer industry production and consumption and potential for expansion, 1970-74 with projections to 1980, (7) 9808-26
  - Physician supply and demand, by specialty, 1980-90, (11) 25548-36
  - Population characteristics, US trends, 1960's and 70's, with historical data and projections to 2000, (7) 2546-2.49
  - Population, income, and production in US, water resources regions, and States, 1980-2020 with selected historical comparisons, (11) 17708-4
  - Price levels and purchasing power of dollar, projections 1974 to 2000, (11) 9375-1.309
  - Psychiatric services need and manpower required, 1975-80, (10) 4228-30
  - Public lands outdoor recreation use, availability, and management, 1963-67 and projected 2000, (11) 25448-27.2
  - Seed crop forecasts, 1972-74, annual releases series, (7)(10) 1621-19
  - Shipping, domestic waterborne, market analysis and fleet characteristics; and cargo carried comparisons with other transportation modes, 1974 Maritime Admin study, (10) 2128-14
  - Solar energy dev prospects and requirements, 1974-85: Project Independence studies, (11) 9307-10
  - Tariff preferences on products from developing countries, projected impact of proposed policy on US trade, 1972 Tariff Commission staff study, (10) 9886-2.2
  - Textile fiber consumption and interfiber competition, 1948-72; projected 1985 consumption, (12) 1548-66
  - Uranium fuel cycle and environmental pollution impact: use of land, water, and fossil fuels, AEC 1974 rpt, (11) 9108-36
  - Uranium industry marketing, production, and resources, 1974 annual AEC seminar rpts, (12) 9104-19
  - Vietnam fishery industry production and demand, 1960-73 with 1980 projections, (7) 1536-1.20
  - World countries GNP, 1950-73 with projections to 1980, annual rpt, (10) 7146-1.12
- Propaganda**  
*see also* Information services  
*see also* U.S. Information Agency
- Property**  
 Condemnation cases in Fed district courts, FY62-74, (12) 18204-2.7  
 Condemnation cases in Fed district courts, pending on June 30, 1974, by district and length of time pending, FY74 annual rpt, (12) 18204-2.17  
 Court cases, civil and criminal: Fed district, appeals, and special courts, FY74 and selected 1960-70's data, annual rpt, (12) 18204-2  
 Stolen and recovered property, type and value, 1973, FBI annual rpt, (7) 6224-2.2  
*see also* Farms and farmland  
*see also* Government property  
*see also* Land use  
*see also* Mortgages  
*see also* Property tax  
*see also* Property value  
*see also* Real estate business  
*see also* Rent  
*see also* Surplus government property  
*see also* Wealth
- Property insurance**  
*see also* Crime insurance
- Property tax**  
 Appalachia local govt tax revenue sources analysis; property, sales, and income tax rates, by State, FY69, (7) 1598-103  
 Canadian tax legislation and recent changes, analysis, 1974 article, (10) 1544-1.3  
 City govt finances: revenue, expenditures, and holdings, 405 cities, FY73, annual rpt, (7) 2466-2.4  
 Farm real estate taxes, by State, selected years 1949-73, annual rpt, (7) 1541-3  
 Farm real estate taxes trends, selected years 1890-1972, by State and 10 regions, annual rpt, (12) 1544-5  
 Farm tenure and value, on/off farm income, expenditures, credit used, debts, taxes paid, by State, 1970 Survey of Agricultural Finance, (7) 2339-11  
 Govt finances and employment, Fed, State, and local: historical statistics, 1902-FY72, 1972 Census of Govts, (12) 2460-4  
 Govt finances, Fed, State, and local: detailed revenues by source, expenditures by function, debt, and holdings, 1972 Census of Govts, (11) 2457-5  
 Govt finances, Fed, State, and local: revenues by source and expenditures by function, FY73 annual rpt, (10) 2466-2.5

- Municipal and township govt finances: revenues, expenditures, indebtedness, and holdings, 1972 Census of Govts, (7) 2457-4
- Public school expenditures, relationship to property taxes, 1969-70, (11) 4568-7
- State and local govt property and real estate transfer taxes, 1973-74 and selected historical data, biennial rpt, (7) 10044-1.10
- State govt finances: revenues, expenditures, and holdings, FY73, annual rpt, (7) 2466-2.3
- State tax collections, by detailed type of tax, FY74, annual rpt, (11) 2466-2.1
- Taxable property values, assessed, by States, SMSA's, selected cities, counties, and metro/nonmetro location, 1973, (12) 2466-3.10
- Property value**
- Agricultural economy basic tables, 1910-74, compilation, (7) 1548-58
- Construction industry historical statistics, 1915-64: authorizations, value and amount put in place by type, and costs, wages, and employment, (11) 2048-20
- Construction, value of publicly and privately owned construction put in place by type, 1971-May 1974 revised and updated data, monthly rpt special issue, (7) 2382-4
- Farm real estate taxes levied, proportionate farm value, trends through 1972, annual rpt, (12) 1544-5
- Farm real estate value and farmland use value, Oregon, 1965-69, regression analysis, (12) 1548-67
- Farm real estate value, sales, financing, and probable use after purchase, selected years, 1950-74, annual rpt, (7) 1541-8
- Farm tenure and value, on/off farm income, expenditures, credit used, debts, taxes paid, by State, 1970 Survey of Agricultural Finance, (7) 2339-11
- Farming sector balance sheet, assets and debts, selected years, 1940-74, annual rpt, (7) 1544-3
- Farmland investment returns, actual and apparent rate, 1974 article, (10) 1544-1.8
- Farmland leasing market characteristics, 1974 article, (10) 1544-1.10
- Fed land bank loans characteristics, by Farm Credit district, 1973, annual rpt, (11) 9264-8
- FHA-insured home mortgages, site price per square foot, by city, 1972, annual rpt, (7) 5144-1.3
- Homes, new 1-family, characteristics, 1973 and recent trends, annual rpt, (7) 2384-1
- Homes, value of US total natl stock of residential structures, annual estimates, 1925-70, (7) 2708-8
- Homes, value of US total natl stock of residential structures, annual estimates, 1925-73, (11) 2702-1.347
- Low income neighborhoods in 50 largest US cities: population, income, employment, and housing characteristics, 1970 census supplementary rpts, (12) 2535-2
- Metro areas, Fed Admin Regions, and States: selected general data, 1974 annual reprint, (11) 2324-3
- Outdoor recreation rpts compilation on participation, resource supply and demand, economic factors, and management, 1960s and projected, (11) 25448-27
- Taxable property values, assessed, by States, SMSA's, selected cities, counties, and metro/nonmetro location, 1973, (12) 2466-3.10
- Water pollution control effect on property value, 1973 EPA rpt, (7) 9208-28
- Water pollution damages and quality improvement benefits studies, analytical review, 1974 rpt, (12) 9208-37
- Proprietorships**  
*see* Business firms and establishments  
*see* Ownership of enterprise
- Prosthetics and orthotics**  
Manpower studies in 16 medical specialties, annotated bibl, 1960-74, (11) 4458-31  
Surgical instruments and supplies industry establishments, employment, production, and specialization, final industry rpt, 1972 Census of Manufactures, (11) 2493-1.77
- Prostitution**  
Crime rates and trends, offenses known to police, and arrest, 1973, FBI annual rpt, (7) 6224-2
- Protection of animals**  
*see* Birds and bird conservation  
*see* Marine resources conservation  
*see* Wildlife and wildlife conservation
- Protection of nature**  
*see* Conservation of natural resources
- Providence, R.I.**  
Occupational wage survey, 94 SMSA's, 1973-74, individual SMSA annual rpts, (10) 6785-2.17
- Provo, Utah**  
Retail trade establishments in major retail centers of SMSA's: number, sales, employment, payrolls, by kind of business, 1972 census series, (12) 2401-1.45
- Psittacosis**  
*see* Animal diseases and zoonoses
- Psychiatry**  
Elementary and secondary public school staff and pupil services available, selected pupil/staff ratios, 1970 survey, (7) 4588-25  
Manpower studies in 16 medical specialties, annotated bibl, 1960-74, (11) 4458-31  
Mental hospital staff, State and county facilities by region and State, 1973, (10) 4226-5.109  
Patient care incidence, type of psychiatric facility, and diagnoses by age and sex, 1971; and estimated need for psychiatric services 1975-80, (10) 4228-30
- Psychological disorders**  
*see* Mental health and illness
- Psychology**  
Aged, medical and psychological study of healthy old men 65 and over, 1955-60, (10) 4228-33  
Elementary and secondary public school staff and pupil services available, selected pupil/staff ratios, 1970 survey, (7) 4588-25  
Fed Govt scientific and technical personnel, by field of science, agency, and sex, 1973, NSF highlights, (10) 9626-2.44  
Grad enrollment in sciences, by field of study and sex, 1961-71, (7) 4446-2.14  
Mental hospital staff, State and county facilities by region and State, 1973, (10) 4226-5.109
- Public administration**  
AID capital and technical assistance projects, by field of activity and country, FY72, annual rpt, (12) 7204-5  
County Business Patterns: employees, payrolls, and establishments by detailed industry, State, county, and SMSA, 1973, annual rpts series, (7)(10)(11) 2326-6  
Employment and output projections, 1980 and 1985, by detailed industry and occupation, and 1959-72 base data, (7) 6728-4  
Govt employment and payrolls, Fed, State, and local, by level of govt and function, Oct 1973, annual rpt, (11) 2466-1  
Govt employment and payrolls, Fed, State, and local: by type of local govt and function, State, and county, 1972 Census of Govts, (12) 2455-2  
Govt finances and employment, Fed, State, and local: historical statistics, 1902-FY72, 1972 Census of Govts, (12) 2460-4  
Govt finances, Fed, State, and local: detailed revenues by source, expenditures by function, debt, and holdings, 1972 Census of Govts, (11) 2457-5  
*see also* Administrative law and procedure  
*see also* Employee-management relations in government  
*see also* Federal boards, committees, and commissions  
*see also* Federal employees  
*see also* Federal executive departments  
*see also* Federal independent agencies  
*see also* Government efficiency  
*see also* Government property  
*see also* Government spending  
*see also* Local government  
*see also* Officials  
*see also* State and local employees  
*see also* State government
- Public assistance**  
*see* Public welfare programs
- Public broadcasting**  
Radio (public broadcasting) license holders and stations: financial, employment, and broadcast data, FY72, annual rpt, (7) 4654-1  
TV (public broadcasting) license holders and stations: financial, employment, broadcast, and production data, FY72, annual rpt, (7) 4654-2  
*see also* Educational broadcasting
- Public buildings**  
City govt finances: revenue, expenditures, and holdings, 405 cities, FY73, annual rpt, (7) 2466-2.4  
Construction industry historical statistics, 1915-64: authorizations, value and amount put in place by type, and costs, wages, and employment, (11) 2048-20  
Construction, value of publicly and privately owned construction put in place by type, 1971-May 1974 revised and updated data, monthly rpt special issue, (7) 2382-4  
Fed Govt new facilities location in rural-urban areas, FY74, annual rpt, (12) 1004-7  
Govt finances and employment, Fed, State, and local: historical statistics, 1902-FY72, 1972 Census of Govts, (12) 2460-4  
Govt finances, Fed, State, and local: detailed revenues by source, expenditures by function, debt, and holdings, 1972 Census of Govts, (11) 2457-5

- Govt finances, Fed, State, and local:
  - revenues by source and expenditures by function, FY73 annual rpt, (10) 2466-2.5
- Municipal and township govt finances:
  - revenues, expenditures, indebtedness, and holdings, 1972 Census of Govts, (7) 2457-4
- State govt finances: revenues, expenditures, and holdings, FY73, annual rpt, (7) 2466-2.3
- Public contracts**
  - see Defense contracts and procurement
  - see Government contracts and procurement
- Public debt**
  - Amount by type of security and creditor, Fed Reserve Bulletin, monthly, (7) 9362-1.11
  - Chartbook, historical financial and business statistics, Fed Reserve 1974 annual rpt, (10) 9364-2.6
  - City govt finances: revenue, expenditures, and holdings, 405 cities, FY73, annual rpt, (7) 2466-2.4
  - Debt summary by type, 1968-73, annual table, Survey of Current Business, (7) 2702-1.319
  - Fed Govt financial operations, Treasury Bulletin monthly rpt, irregularly appearing additional tables, (7)(10)(11)(12) 8002-4
  - Financing by creditor and type of security, US Treasury monthly statement, (7) 8002-10
  - Foreign economic trends and implications for US: income, production, prices, employment, finances, and trade data, 1974 country annual and semiannual rpts series, (7)(11)(12) 2026-3
  - General data, Statistical Abstract of US, 1974 annual rpt, (11) 2324-1
  - Govt finances and employment, Fed, State, and local: historical statistics, 1902-FY72, 1972 Census of Govts, (12) 2460-4
  - Govt finances, Fed, State, and local: detailed revenues by source, expenditures by function, debt, and holdings, 1972 Census of Govts, (11) 2457-5
  - Govt finances, Fed, State, and local: revenues by source and expenditures by function, FY73 annual rpt, (10) 2466-2.5
  - Municipal and township govt finances: revenues, expenditures, indebtedness, and holdings, 1972 Census of Govts, (7) 2457-4
  - Per capita debt, total debt by category, ratio to GNP, and adjusted for inflation, 1900-73, debt limit hearing, (10) 25368-29
  - Receipts and outlays, and public debt amount transactions, Treasury Dept daily statement, (7) 8002-8
  - State and local govt debt, 1972 and selected historical data, biennial rpt, (7) 10044-1.8
  - State govt finances: revenues, expenditures, and holdings, FY73, annual rpt, (7) 2466-2.3
  - see also Government securities
  - see also U.S. savings bonds
- Public defenders**
  - see Legal aid and services
- Public demonstrations**
  - see also Riots and disorders
  - see also Student unrest
- Public documents**
  - see Government documents
- Public finance**
  - see Budget of the U.S.
  - see Fiscal policy
  - see Government securities
  - see Government spending
  - see Monetary policy
  - see Public debt
  - see Taxation
- Public health**
  - see also Accidents and accident prevention
  - see also Air pollution
  - see also Birth defects
  - see also Child welfare
  - see also Diseases and disorders
  - see also Environmental pollution and control
  - see also Food inspection
  - see also Health condition
  - see also Infant mortality
  - see also Noise
  - see also Occupational health and safety
  - see also Radiation and radioactive materials
  - see also Refuse and refuse disposal
  - see also Sanitary engineering
  - see also Soil pollution
  - see also Vaccination and vaccines
  - see also Vital statistics
  - see also Water pollution
  - see also Water supply
  - see also Medicine and terms beginning with Medical
  - see also terms beginning with Health
- Public Health Conference on Records and Statistics**
  - Public Health Conference on Records and Statistics, biennial meeting proceedings, June 1972, (11) 4164-2
- Public Health Service**
  - PHS hospitals and clinics, inpatient and outpatient workloads, FY68-72, annual rpt, (12) 4384-1
  - see also Food and Drug Administration
- Public housing**
  - Applications and reservations in process directory, by locality, semiannual rpt, (12) 5142-24
  - City govt finances: revenue, expenditures, and holdings, 405 cities, FY73, annual rpt, (7) 2466-2.4
  - Construction industry historical statistics, 1915-64: authorizations, value and amount put in place by type, and costs, wages, and employment, (11) 2048-20
  - Construction labor and materials costs and requirements, by occupation and region, 1960 and 1968, (11) 6828-12
  - Construction, value of publicly and privately owned construction put in place by type, 1971-May 1974 revised and updated data, monthly rpt special issue, (7) 2382-4
  - Govt employment and payrolls by function, 72 SMSA's and large counties, Oct 1973, annual rpt, (11) 2466-1.3
  - Govt finances and employment, Fed, State, and local: historical statistics, 1902-FY72, 1972 Census of Govts, (12) 2460-4
  - Govt finances, Fed, State, and local: detailed revenues by source, expenditures by function, debt, and holdings, 1972 Census of Govts, (11) 2457-5
- Govt finances, Fed, State, and local:
  - revenues by source and expenditures by function, FY73 annual rpt, (10) 2466-2.5
- Homes, new 1-family, characteristics, 1973 and recent trends, annual rpt, (7) 2384-1
- Housing production, costs, and mortgage financing; and HUD program activities, quarterly rpt, (7) 5002-1
- Municipal and township govt finances: revenues, expenditures, indebtedness, and holdings, 1972 Census of Govts, (7) 2457-4
- New housing units authorized by building permits and public contracts, by State, selected SMSA's, and 4000 permit issuing places, monthly rpt, (7) 2382-5
- State govt finances: revenues, expenditures, and holdings, FY73, annual rpt, (7) 2466-2.3
- Units authorized by public contracts, 1973, annual rpt, (7) 2384-2
- Welfare recipients income, by program and household characteristics, 100 local areas and natl averages, 1972 survey, (7) 23848-36
- see also Low income housing
- Public Land Law Review Commission**
  - Outdoor recreation rpts compilation on participation, resource supply and demand, economic factors, and management, 1960s and projected, (11) 25448-27
- Public lands**
  - General data, Statistical Abstract of US, 1974 annual rpt, (11) 2324-1
  - Management, sales and use, FY73 with historical data, annual rpt, (11) 5724-1
  - Oil and gas reserves on Fed lands, selected costs and shut-in well producible zone completions, 1973, GAO rpts, (10) 26108-131
  - Outdoor recreation public lands use, availability, and management, 1963-67 and projected 2000, (11) 25448-27.2
  - Reclamation: Fed Govt land and water resources dev programs financial, operating, and production data, 1973 annual rpt, (11) 5824-1
  - Well drilling on Fed lands, leases, and legislative review, 1970-73, (10) 25448-26
  - see also Government property
  - see also National forests
  - see also National park system
  - see also Public buildings
  - see also Wilderness areas
  - see also Wildlife refuges
- Public Law 480**
  - CCC farm commodities acquisition and disposal, 24 commodities, 1950-71, (7) 1808-9
  - Cotton, foreign and US production and trade, 1974 FAS annual circulars, (7)(11)(12) 1925-4
  - Export sales for foreign currencies and dollars on credit terms; dispositions under Title II, FY74, CCC annual rpt, (12) 1824-3
  - Foreign currencies held by US, by country and region, fund sources, and uses, 1974 GAO rpt, (10) 26108-140
  - Loan repayment status by program and country, AID and predecessor agencies, June 1974, semiannual rpt, (10) 7202-2

- Programs, export sales and dev and food assistance, FY73 with cumulative data from 1954, annual rpt, (12) 1004-5
- Shipments of US agricultural products under PL 480 programs, FY55-73, (12) 1528-8
- Title I and II aid, by country, FY46-73, annual rpt, (10) 7204-4
- Tropical medicine research funding, Gorgas Inst and MARU, various years FY62-74; and NIH foreign research expenditures, FY47-72, (11) 21388-17
- Public libraries**  
*see* Libraries
- Public opinion polls**
- Crime, drug use, law enforcement, courts: public attitudes by demographic characteristics, 1960's-72, (7) 6064-6.2
- Crime prevalence and characteristics of incidents, victims, and offenders in Dayton, Ohio, and San Jose, Calif, 1970 pilot survey rpt, (7) 6068-31
- Crime victims, offense and characteristics, 1966 survey, (7) 6064-6.3
- Daylight saving time year-round, public attitudes by region and selected socioeconomic characteristics, 1974 DOT study, (7) 7308-27.2
- Energy crisis, public awareness survey, spring 1973, (7) 21408-14.5
- Nuclear powered energy supply, 1974-78 review of public acceptance factors, Project Independence studies, (11) 9307-8
- Residence preferences by size of place, 1948; racial prejudice measures from 24 opinion polls, 1945-68, (7) 9108-28  
*see also* Consumer surveys  
*see also* Market research
- Public ownership**  
*see also* Public utilities
- Public schools**  
*see* Community colleges  
*see* Discrimination in education  
*see* Elementary and secondary education  
*see* terms beginning with School
- Public service employment**
- Emergency Employment Act: nonsubsidized job placements of EEA participants, and revision of hiring practices, through June 1973, GAO review, (7) 26108-122
- Public utilities**
- City govt finances: revenue, expenditures, and holdings, 405 cities, FY73, annual rpt, (7) 2466-2.4
- Collective bargaining agreements, 1000 workers or more, provisions and characteristics, 1973 annual rpt, (7) 6784-11
- Construction industry historical statistics, 1915-64: authorizations, value and amount put in place by type, and costs, wages, and employment, (11) 2048-20
- Construction, value of publicly and privately owned construction put in place by type, 1971-May 1974 revised and updated data, monthly rpt special issue, (7) 2382-4
- County Business Patterns: employees, payrolls, and establishments by detailed industry, State, county, and SMSA, 1973, annual rpts series, (7)(10)(11) 2326-6
- Debt financing performance, selected years 1955-78; and 1974 rate increase approvals, 1974 article, (7) 9389-1.304
- Electric power equipment costs to govt and other buyers, and Fed and State regulation of industry, 1966-73, GAO rpt, (7) 26108-129
- Electric power purchased by REA borrowers 1940-73, annual rpt, (12) 1244-5
- Electric power sales to private, Fed, and municipal utilities for resale, 1968-72, annual rpt, (7) 9354-12
- Electric public and private utilities comparative sales, 1971; and KWH consumption, revenue, and bill charges, 1946-71, (12) 25268-24.4
- Electric utilities consumption of coal, bituminous and lignite, Mineral Industry Survey weekly rpt, (12) 5612-5
- Electric utilities industry financial prospects, analyses of policy alternatives 1975-79, (10) 9358-23
- Electric utilities industry financial trends, 1965-74, (10) 9358-22
- Electric utilities natural gas consumption by State and region, projected winter 1974-75 and selected previous years, (10) 9352-2.12
- Electric utilities sales, kwh use per customer, revenues, and fuel use, 1935-71; and stock equity and dividend ratios, 1968-73, (7) 25448-22
- Electric utilities use of flue gas desulfurization systems, effectiveness and sludge disposal, 1974 rpt, (10) 9198-32
- Employment and output projections, 1980 and 1985, by detailed industry and occupation, and 1959-72 base data, (7) 6728-4
- Energy supply, financing requirements and capital availability, selected demand levels 1974-85; Project Independence studies, (12) 9307-18
- Gas and electric utilities, employee output, man-hours, and employment indexes, 1974 annual rpt, (7) 6824-1.4
- General data, Statistical Abstract of US, 1974 annual rpt, (11) 2324-1
- Govt employment and payrolls by function, 72 SMSA's and large counties, Oct 1973, annual rpt, (11) 2466-1.3
- Govt employment and payrolls for public utilities operation, State and local govt (by type): 1972 Census of Govts, (12) 2455-2
- Govt expenditures for and revenues from public utilities operation, Fed, State and local: 1972 Census of Govts, (11) 2457-5
- Govt finances and employment, Fed, State, and local: historical statistics, 1902-FY72, 1972 Census of Govts, (12) 2460-4
- Govt finances, Fed, State, and local: revenues by source and expenditures by function, FY73 annual rpt, (10) 2466-2.5
- Injuries and illnesses in private nonfarm industries, by detailed industry, 1972, annual rpt, (10) 6844-1
- Input-output structure of US economy, detailed interindustry transactions, full basic tables, 1967, (7) 2708-17
- Interlocking directorships of banks with public utility companies, and stock held by banks "nominees," Dec 1972, (10) 25408-12
- Middle Atlantic States economic characteristics, Fed Reserve 5th District, selected years 1960-73, (7) 9389-4
- Municipal and township govt expenditures for and revenues from public utilities operation, 1972 Census of Govts, (7) 2457-4
- Power facilities operated by Bur of Reclamation, July 1974, annual rpt, (12) 5824-2
- Production indexes, Fed Reserve Bulletin, monthly, (7) 9362-1.15
- TVA power capacity, use, operations, and finances, FY60-74, annual rpt, (12) 9804-6
- Water and sewer facilities grants, HUD quarterly rpt, (7) 5002-1.7  
*see also* Electric power  
*see also* Motor bus lines  
*see also* Natural gas and gas industry  
*see also* Railroads  
*see also* Refuse and refuse disposal  
*see also* Rural electrification  
*see also* Subways  
*see also* Telephone and telephone industry  
*see also* Water supply  
*see also* under Industry in the "Index by Categories"
- Public welfare programs**
- AFDC families provided social services, Jan 1973 study, (11) 4826-1.3
- Applications, cases approved and discontinued, reasons for disapproval or discontinuation, by State and outlying area, quarterly rpt, (12) 4822-12
- City govt finances: revenue, expenditures, and holdings, 405 cities, FY73, annual rpt, (7) 2466-2.4
- Food demand and meal consumption impact of food stamps and supplementary cash income, pre-1970 and 1970-73 studies, (12) 1548-65
- Fraud cases involving public assistance, disposition, FY73, annual rpt, (7) 4824-13
- Funding, Fed, State, and local expenditures for major programs, 1970-71, biennial rpt, (7) 10044-1.7
- General data, Statistical Abstract of US, 1974 annual rpt, (11) 2324-1
- Govt employment and payrolls by function, 72 SMSA's and large counties, Oct 1973, annual rpt, (11) 2466-1.3
- Govt employment and payrolls, Fed, State, and local: by type of local govt and function, State, and county, 1972 Census of Govts, (12) 2455-2
- Govt finances and employment, Fed, State, and local: historical statistics, 1902-FY72, 1972 Census of Govts, (12) 2460-4
- Govt finances, Fed, State, and local: detailed revenues by source, expenditures by function, debt, and holdings, 1972 Census of Govts, (11) 2457-5
- Govt finances, Fed, State, and local: revenues by source and expenditures by function, FY73 annual rpt, (10) 2466-2.5
- Labor-management relations in State and local govts: labor organization and work stoppages, by function, 1972 Census of Govts, (11) 2455-3
- Local govt employment and payrolls: counties, municipalities, school and special districts, Oct 1972, Census of Govts, (7) 2455-1
- Low income neighborhoods in 50 largest US cities: population, income, employment, and housing characteristics, 1970 census supplementary rpts, (12) 2535-2

- Mental health consultations provided other agencies by federally funded community mental health centers, 1973, (11) 4226-5.108
- Metro areas, Fed Admin Regions, and States: selected general data, 1974 annual reprint, (11) 2324-3
- Municipal and township gov't finances: revenues, expenditures, indebtedness, and holdings, 1972 Census of Govts, (7) 2457-4
- Poor, detailed socioeconomic characteristics of population below poverty level, 1966-73, Current Population Supplementary Rpt, (7) 2546-6.10
- Recipients income, by program and household characteristics, 100 local areas and nat'l averages, 1972 survey, (7) 23848-36
- Recipients, monthly payments, medical vendor payments, since 1940, monthly rpt, (7) 4742-1.6
- Recipients, total and average monthly payments, 1936-72, by State 1972, SSA annual rpt, (7) 4744-3.16
- Sheltered workshop workers characteristics, comparisons with other rehabilitated persons, FY72, (7) 4926-1.41
- Social security expenditures in 9 countries, by type of program, 1968 and 1971, (10) 4746-11.29
- Staff dev activities and expenditures, by State, FY73, annual rpt, (7) 4824-12
- State gov't finances: revenues, expenditures, and holdings, FY73, annual rpt, (7) 2466-2.3
- Vocationally rehabilitated persons, public assistance status at referral and closure, FY74 preliminary rpt, (11) 4924-1
- Vocationally rehabilitated persons under State agency programs, by region and State, FY73-74, annual summary rpt, (11) 4924-7
- see also* Aid to Blind  
*see also* Aid to Families with Dependent Children  
*see also* Aid to Permanently and Totally Disabled  
*see also* Child day care  
*see also* Child welfare  
*see also* Disaster relief  
*see also* Food assistance  
*see also* Food stamp programs  
*see also* Homemaker services  
*see also* Income maintenance  
*see also* Legal aid and services  
*see also* Medical assistance  
*see also* Medicare  
*see also* Old Age Assistance  
*see also* Public service employment  
*see also* Rent supplements  
*see also* Social work  
*see also* Supplemental security income program  
*see also* Work incentive programs
- Public works**  
*see also* Public buildings  
*see also* Public service employment
- Pueblo, Colo.**  
 Retail trade establishments in major retail centers of SMSA's: number, sales, employment, payrolls, by kind of business, 1972 census series, (11) 2401-1.6
- Puerto Ricans**  
*see* Spanish heritage Americans
- Puerto Rico**  
 Agricultural Stabilization and Conservation Service programs by region and island, 1973, annual rpt, (12) 1806-2.51  
 Crude oil and petroleum products imports, and shipments from Puerto Rico to oil districts I-IV, monthly rpt, (7) 9302-10  
 Deaths and infant deaths, by cause, 1970, number and rates 1940-70, US Vital Statistics annual rpt, (11) 4144-3.2  
 Farm finances outlook: cash flow, receipts, loans and capital investment trends and forecasts, 1960's-75, semiannual rpt, (12) 1541-1  
 Fish landings, by species and value, 1953-70, (11) 2164-2.11  
 Manufacturing establishments, employees, payrolls, inventories, and shipments, by industry, SMSA, and large city, 1972 census, (11) 2591-4  
 Mineral industry State review: by commodity, production, value, 1972 Minerals Yearbook preprint, (12) 5604-16.39  
 Mineral production, quantity and value, each State and outlying area, Mineral Industry Surveys advance annual summary rpt series, (12) 5614-6.52  
 Nuclear energy center, feasibility study summary, July 1970, (11) 9108-40  
 Oil and petroleum products import allocations, by company, May 1974-Apr 1975, annual rpt, (7) 9304-3  
 Oil imports by importing company and country of origin, 1973, annual rpt, (7) 9304-4  
 Petrochemical industry situation and imports-exports, 1968-73, rpt to Congress, (11) 9308-3  
 Sugar supplier countries, US quota filling performance, historical and projected, by country, 1974 rpt, (11) 21168-4  
 Unemployment insurance claims, by State, weekly rpt, (12) 6402-4  
 Water data, index to stations with machine readable daily data, through Sept 1971, regional rpts, (12) 5666-7  
 Water quality, index to stations with machine readable data, through 1972, regional rpts, (12) 5666-6  
*see also* under Outlying Area in the "Index by Categories"
- Purchasing power**  
*see* Family income  
*see* Income  
*see* Spendable earnings
- Qatar**  
 Background notes, summary social and economic data, 1974, (12) 7006-2.120  
 Economic conditions summary data, 17 Near Eastern and North African nations, 1974 rpt, (11) 2026-2.48  
 Market potential for US products and marketing info, 12 Near Eastern nations, 1974 rpt, (11) 2028-4  
 Mineral industry review: policies, production, and trade, by commodity, 1972 Minerals Yearbook preprint, (12) 5604-17.73  
 OPEC petroleum production and exports to US, by country and product category, 1973, annual rpt, (7) 9304-1
- Quarries and stone products**  
 County Business Patterns: employees, payrolls, and establishments by detailed industry, State, county, and SMSA, 1973, annual rpts series, (7)(10)(11) 2326-6  
 Exports and imports of US, by detailed SIC commodity and world area of origin/destination, 1973, annual rpt, (12) 2424-6  
 Exports of US, detailed commodity by country and world area of destination, 1973, annual rpts, (7) 2424-5  
 Imports of US, detailed commodity weights and values, by country and world area of origin, 1973, annual rpt, (11)(12) 2424-2  
 Imports of US, detailed commodity weights and values, by country of origin, monthly rpt, (11) 2422-2  
 Injuries and illnesses in private nonfarm industries, by detailed industry, 1972, annual rpt, (10) 6844-1  
 Marble and travertine, imports and tariff reductions effect on domestic industry, Tariff Commission investigations under 1962 Trade Expansion Act; production, trade, price, and domestic industry employment and profit/loss data, Sept 1971, (10) 9886-3.20  
 Mergers and acquisitions, economic characteristics of companies involved, by industry, 1967-71, (12) 2326-2.4  
 Occupational composition, stone products and miscellaneous nonmetallic mineral products industries, Apr 1971, (11) 6746-4.80  
 Sand and gravel consumption, by State, 1973, Mineral Industry Surveys annual advance rpt, (12) 5614-5.25  
 Stone production, consumption, and trade, Mineral Industry Surveys, advance annual summary rpt series, (12) 5614-5.27  
 Transportation of stone, clay, glass, and concrete products, by transportation mode and region or origin and destination, 1972 Commodity Transportation Survey, (10) 2575-1.4  
*see also* Cement and concrete
- Quinn, Frank H.**  
 "Lake Superior Beginning-of-Month Water Levels and Monthly Rates of Storage Changes", (11) 2178-4
- Quits**  
*see* Labor turnover
- Rabies**  
 Animal cases by State and type of animal, 1973 annual summary, (7) 4205-28  
 Incidence of notifiable diseases, geographic distribution and trends, 1973, annual rpt, (7) 4204-1
- Race**  
*see* Black Americans  
*see* Minority groups  
*see* Oriental Americans  
*see* Racial discrimination  
*see* under Race in the "Index by Categories"
- Racial discrimination**  
 Public opinion polls, changes in prejudice scores, 1945-68, (7) 9108-28  
*see also* terms beginning with Discrimination in



## Radiation and radioactive materials

## Index by Subjects and Names

**Radiation and radioactive materials**

- Accidents at nuclear power plants, probability and consequences, 1974 AEC rpt, (7) 9108-29
- Beagles radiation exposure effects, papers on scientific experiment results, 1973 annual rpt, (7) 4064-7
- Control programs, State and local funds, personnel and activities, and licenses, FY71-73, annual rpt, (11) 4064-3
- Environmental R&D funded by AEC, project summaries, Aug 1973, (11) 9108-37
- Exports and imports of US, by detailed SIC commodity and world area of origin/destination, 1973, annual rpt, (12) 2424-6
- Exports of US, detailed commodity by country and world area of destination, 1973, annual rpts, (7) 2424-5
- Hanford nuclear facilities, SE Washington State, radiation and other environmental monitoring in vicinity, 1973, annual rpt, (11) 9104-18
- Imports of US, detailed commodity weights and values, by country and world area of origin, 1973, annual rpt, (11)(12) 2424-2
- Imports of US, detailed commodity weights and values, by country of origin, monthly rpt, (11) 2422-2
- Inhalation of plutonium radionuclides and attendant health hazards, review of research, 1940's-74, (10) 9108-30
- Monitoring programs for fallout in air, water, foods, and people, cumulative data and research studies, quarterly AEC rpt articles, (7)(10) 9102-2
- Monitoring radiation from all sources, data from ongoing programs, monthly articles, (7)(10)(11)(12) 9232-1
- Nuclear industries growth and operations, 1974, annual rpt, (12) 9104-3
- Radiation usage and control problems annual conf proceedings, 1974, (12) 4064-4
- Shippingport power station, western Pennsylvania, radioactive pollution and health consequences, Aug 1973 AEC rpt, (11) 9108-38
- Student enrollment, degrees, and placement of grads in radiation protection fields, 1973, annual rpt, (10) 9104-9
- Uranium and thorium reserves, 1972 consumption, and minimum demand to year 2000, 1974 rpt, (10) 5668-13
- Uranium exploration expenditures of US companies, actual and planned, 1966-75, AEC 1973 annual rpt, (11) 9104-17
- Uranium fuel cycle and environmental pollution impact: use of land, water, and fossil fuels, AEC 1974 rpt, (11) 9108-36
- Uranium industry marketing, production, and resources, 1974 annual AEC seminar rpts, (12) 9104-19
- Uranium mining, processing, and waste disposal methods; and environmental protection measures, 1974 EPA rpt, (7) 9188-3
- Uranium reserve estimates, AEC 1973 methodology rpt, (11) 9108-39
- Uranium reserves and potential resources in Western States, 1965-72, annual rpt, (11) 9104-16
- Uranium reserves, mining, milling, and exploration statistics, 1947-74, annual rpt, (11) 9104-15
- Uranium resources, 1974; requirements, capital costs and production rates, and likely prices, 1977-90: Project Independence studies, (11) 9307-8.1
- Waste effluents and solid waste from nuclear power plants, 1972, annual rpt, (11) 9104-14
- Water quality criteria: concentration limits for specified potential pollutants, and effects on water life and various uses, 1972 rpt, (7) 9208-29
- see also* Radioactive waste disposal  
*see also* X-rays
- Radin, Alex**  
"Appendix to Congressional Testimony, 1974", (12) 25268-24.4
- Radio and phonograph**  
County Business Patterns: employees, payrolls, and establishments by detailed industry, State, county, and SMSA, 1973, annual rpts series, (7)(10)(11) 2326-6
- Financial and licensing data for communications industries, FCC FY73 annual rpt, (10) 9284-4
- Frequency assignments for Fed agency radio use, Jan-June 1974, semiannual rpt, (11) 602-1
- Frequency use and equipment held by Fed Govt agencies, Jan 1974, (12) 608-5
- Industry market and capital investment summary statistics, 1970-74, pamphlet, (12) 2808-2
- Production of equipment, 1973, annual Current Industrial Rpt, (10) 2506-2.94
- Radiation intensity from radio and TV signals in Washington, DC, 1973 study, (11) 9232-1.313
- Radio (public broadcasting) license holders and stations: financial, employment, and broadcast data, FY72, annual rpt, (7) 4654-1
- Receiving set industries, radio and TV: employee output, man-hours and employment indexes, 1974 annual rpt, (7) 6824-1.3
- Retail trade establishments employment, sales, and payroll, final State rpts, 1972 census, (7)(10)(11)(12) 2397-1
- Voice communication facilities operated by Bur of Reclamation, July 1974, annual rpt, (12) 5824-2.5
- see also* Educational broadcasting  
*see also* Political broadcasting  
*see also* Public broadcasting
- Radioactive materials**  
*see* Radiation and radioactive materials  
*see* Radioactive waste disposal
- Radioactive waste disposal**  
Naval nuclear powered ships, monitoring for radioactive discharges, 1969-73, (12) 9232-1.316
- Nuclear industries growth and operations, 1974, annual rpt, (12) 9104-3
- Uranium fuel cycle and environmental pollution impact: use of land, water, and fossil fuels, AEC 1974 rpt, (11) 9108-36
- Uranium mill tailings pile radiation doses, methodology and case study, 1974 article, (7) 9232-1.310
- Uranium mining, processing, and waste disposal methods; and environmental protection measures, 1974 EPA rpt, (7) 9188-3
- Volume and radioactive content of solid waste shipped off-site, for each nuclear power plant, 1972, annual rpt, (11) 9104-14
- Radiology**  
Manpower studies in 16 medical specialties, annotated bibl, 1960-74, (11) 4458-31
- Nuclear medicine depts, evaluation criteria and survey of 8 hospitals, 1974 article, (11) 9232-1.314
- Supply of health manpower, characteristics and trends, 1970 and projections to 1990, (10) 4458-40
- see also* X-rays
- Radner, Daniel B.**  
"Size Distribution of Income in 1964, 1970, and 1971", (11) 2702-1.345
- Rahe, Dewain H.**  
"U.S. Farm Exports in FY74", (7) 1922-2.331
- "U.S. Farm Exports Set Record in First Quarter of 1974-75", (11) 1922-2.345
- Raiff, Donald L.**  
"Shortages: A Necessary Evil of the Future?", (11) 9387-1.309
- Railpax**  
*see* National Railroad Passenger Corp.
- Railroad accidents and safety**  
Accidents and safety enforcement activities, FY73 DOT annual rpt, (12) 7304-1.2
- Casualties and type of accident, detailed analysis and rates for each railroad, 1973, annual rpt, (11) 7604-1
- Derailment rates, by railroad, 1973, (10) 7608-3
- Fatalities, passenger, employees, and trespassers, 1962-72, annual natl transportation summary rpt, (10) 7304-2
- Highway grade-crossing accidents, detailed analysis, 1973, annual rpt, (7) 7604-2
- Railroad equipment and vehicles**  
Amtrak expenditures and commitments, FY72-75, annual rpt, (7) 7304-6
- Cost scales and unit costs, Class I line-haul railroads, 1972 annual rpt, (12) 9484-6
- Exports and imports of US, by detailed SIC commodity and world area of origin/destination, 1973, annual rpt, (12) 2424-6
- Exports of US, detailed commodity by country and world area of destination, 1973, annual rpts, (7) 2424-5
- Imports of US, detailed commodity weights and values, by country and world area of origin, 1973, annual rpt, (11)(12) 2424-2
- Imports of US, detailed commodity weights and values, by country of origin, monthly rpt, (11) 2422-2
- Inspections of locomotives, and freight and passenger cars, 1964-73, (12) 7304-1.2
- Inventory, performance, cost and revenues, and pollution effects, 1962-72, annual natl transportation summary rpt, (10) 7304-2
- Occupational composition, railroad equipment industry, June 1971, (12) 6746-4.6
- Railroad equipment industry establishments, employment, production, and specialization, final industry rpt, 1972
- Census of Manufactures, (12) 2493-1.75

- Railroad Retirement Accounts**  
*see* Federal trust funds
- Railroad Retirement Board**  
 Data banks maintained by Fed depts and agencies, info collected and access, Senate Judiciary Committee survey, 1970-74, (11) 25528-20.6
- Employee training, Fed Govt civilian, 31 agencies, US Civil Service Commission annual rpt, FY73, (7) 9844-12.2
- Employees and pay structure, Fed Govt civilian, by dept and agency, 1973, annual rpt, (12) 9844-6
- RRB Quarterly Review, articles, (10) 9702-1
- Union recognitions, agreements, and membership, Fed employees, Nov 1973, annual rpt, (7) 9844-14
- Railroads**  
 Construction industry historical statistics, 1915-64: authorizations, value and amount put in place by type, and costs, wages, and employment, (11) 2048-20
- Cost scales and unit costs, Class I line-haul railroads, 1972 rpt, (12) 9484-6
- Costs and revenues, inventory, performance, and pollution effects, 1962-72, annual natl transportation summary rpt, (10) 7304-2
- County Business Patterns: employees, payrolls, and establishments by detailed industry, State, county, and SMSA, 1973, annual rpts series, (7)(10)(11) 2326-6
- Employee output, man-hours, and employment indexes, transportation industry, 1974 annual rpt, (7) 6824-1.4
- Energy crisis, role of US railroads in resolving, conf papers, May 1974 rpt, (11) 7608-4
- Energy supply materials and equipment availability, 26 selected items, 1974-85; Project Independence studies, (12) 9307-17
- Energy supply transport requirements, by region, commodity, and mode of transport, 1974-85; Project Independence studies, (12) 9307-15, (12) 9307-16
- Fresh produce exports from Western US coast to 6 European countries, analysis of distribution system, 1967-72, (7) 1548-56
- General data, Statistical Abstract of US, 1974 annual rpt, (11) 2324-1
- Hazardous substances bulk transportation, comparative costs and safety risks analysis for inland water, rail, truck, and pipeline bulk transport, 1974 rpt, (7) 2128-11
- Labor productivity measures, defense of BLS methodology, 1974, (10) 6722-1.367
- Land grants by Fed Govt to railroads, 1850-1973, annual rpt, (11) 5724-1.1
- Mergers and acquisitions, economic characteristics of railroad equipment companies involved, 1967-71, (12) 2326-2.4
- Northeast railroads financial and operational problems and DOT proposed plan, 1973 rpt, (7) 7308-28
- Passenger and freight service, selected financial and operating data, Dec 1973 semiannual rpt, (11) 9482-6
- Retirement and benefits statistics and articles, RRB quarterly review, (10) 9702-1
- Unemployment insurance current statistics, Monthly Labor Review, (7)(10) 6722-1.5
- Uranium mining and exploration, land held, 1971-74, annual rpt, (11) 9104-15.6  
*see also* Federal aid to railroads  
*see also* Freight  
*see also* High-speed ground transportation  
*see also* National Railroad Passenger Corp.  
*see also* Railroad accidents and safety  
*see also* Railroad equipment and vehicles  
*see also* Subways
- Rainfall**  
*see* Weather
- Rand Corp.**  
 "Handicapped Children: A Program Overview" Chapter 6, "Education of the Handicapped", (12) 21348-15
- Randall, C. Kyle**  
 "Agricultural Outlook 1975", (12) 25164-1.1
- Rape**  
 Crime rates and trends, offenses known to police, and arrests, 1973, FBI annual rpt, (7) 6224-2
- Criminal justice statistics: employment and expenditures; crimes, criminals, and arrests; courts and correction and public attitudes, 1960's-73 annual compilation, (7) 6064-6
- Rapid transit**  
*see* High-speed ground transportation  
*see* Motor bus lines  
*see* Subways  
*see* Urban transportation
- Raw materials**  
*see* Stockpiling  
*see* Strategic materials  
*see* terms under Agricultural commodities  
*see* terms under Commodities  
*see* terms under Natural resources
- REA**  
*see* Rural Electrification Administration
- Rea, John D.**  
 "Behavior of the Monetary Aggregates and the Implications for Monetary Policy", (10) 9381-1.308
- "Yield Spread Between Newly Issued and Seasoned Corporate Bonds", (7) 9381-1.306
- Reactors**  
*see* Nuclear power
- Real estate business**  
 County Business Patterns: employees, payrolls, and establishments by detailed industry, State, county, and SMSA, 1973, annual rpts series, (7)(10)(11) 2326-6
- Employment and output projections, 1980 and 1985, by detailed industry and occupation, and 1959-72 base data, (7) 6728-4
- Employment and wages of workers covered by State unemployment insurance laws and Fed employees unemployment compensation, quarterly rpt, (7) 6742-11
- Farm real estate value, sales, financing, and probable use after purchase, selected years, 1950-74, annual rpt, (7) 1541-8
- Income tax returns of businesses: income, expense, and tax data, by selected industries, 1972, annual preliminary rpt, (11) 8304-6
- Injuries and illnesses in private nonfarm industries, by detailed industry, 1972, annual rpt, (10) 6844-1
- Real estate investment trusts, physical investment, financial assets and sources of funds, flow-of-funds accounts, 1959 and 1965-73, annual rpt, (10) 9364-3.2, (10) 9364-3.6
- Tax on real estate transactions, by State, 1973, biennial rpt, (7) 10044-1.10  
*see also* Property value  
*see also* under Industry in the "Index by Categories"
- Real property**  
*see* Property
- Recession**  
*see* Business cycles
- Reclamation of land**  
 California, Central Valley Project program, financial, operating, and production data, 1972, annual rpt, (11) 5824-4
- Colorado River Storage Project financial, operating, and production data, FY73, annual rpt, (11) 5824-3
- Fed Govt land and water resources dev programs financial, operating, and production data, 1973 annual rpt, (11) 5824-1
- Strip mining methods and equipment, concurrent land reclamation techniques, 1973 analytic rpt, (11) 5348-3  
*see also* Irrigation
- Recreation**  
 Adult education programs in community organizations: enrollment, staff, and demographic characteristics of participants, 1972 survey, (11) 4648-10
- AFDC families provided social services, Jan 1973 study, (11) 4826-1.3
- Amusement and recreational services establishments, employment, receipts, and payroll, final State rpts, 1972 Census of Selected Service Industries, (7)(10)(11)(12) 2391-1
- Amusement and recreational services establishments, employment, receipts, and payrolls general data, preliminary State rpts, 1972 Census of Selected Service Industries, (7) 2390-1
- Amusement building construction put in place, 1915-64, (11) 2048-20
- Billiard balls, imports and tariff reductions effect on domestic industry, Tariff Commission investigations under 1962 Trade Expansion Act; production, trade, price, and domestic industry employment and profit/loss data, Mar 1971, (10) 9886-3.19
- California, Central Valley Project recreation areas and uses, 1972, annual rpt, (11) 5824-4
- City govt finances: revenue, expenditures, and holdings, 405 cities, FY73, annual rpt, (7) 2466-2.4
- Colorado River Storage Project recreation areas and uses, FY73 annual rpt, (11) 5824-3
- County Business Patterns: employees, payrolls, and establishments, by industry, and by State, county, and SMSA, 1973 annual rpts, (7)(10)(11) 2326-6
- Energy crisis effect on industries with many small businesses, and on leisure activity industries, 1974 hearings, (12) 25248-15
- Farmers Home Admin loan applications by type, race or ethnic group of borrower, and State, FY74, annual rpt, (7) 1184-1

## Recreation

Farmers Home Admin loans and grants by State, quarterly rpt, (7) 1182-1

Farmers Home Admin loans and grants, planned use of funds by State, and purpose, and program, FY74, annual rpt, (12) 1184-5

Farmers Home Admin loans to organizations, families served by race or ethnic group, FY74, annual rpt, (12) 1184-10

Farmers Home Admin recreation loans by State and race or ethnic group of borrower, FY74, annual rpt, (12) 1184-2

General data, Statistical Abstract of US, 1974 annual rpt, (11) 2324-1

Govt employment and payrolls by function, 72 SMSA's and large counties, Oct 1973, annual rpt, (11) 2466-1.3

Govt employment and payrolls, Fed, State, and local: by type of local govt and function, State, and county, 1972 Census of Govts, (12) 2455-2

Govt finances and employment, Fed, State, and local: historical statistics, 1902-FY72, 1972 Census of Govts, (12) 2460-4

Govt finances, Fed, State, and local: detailed revenues by source, expenditures by function, debt, and holdings, 1972 Census of Govts, (11) 2457-5

Govt finances, Fed, State, and local: revenues by source and expenditures by function, FY73 annual rpt, (10) 2466-2.5

Income tax returns of businesses: income, expense, and tax data, by selected industries, 1972, annual preliminary rpt, (11) 8304-6

Inner city recreation facilities and open space, 25 cities over 250,000 population, 1970 study, (7) 5128-6

Local govt employment and payrolls: counties, municipalities, school and special districts, Oct 1972, Census of Govts, (7) 2455-1

Municipal and township govt finances: revenues, expenditures, indebtedness, and holdings, 1972 Census of Govts, (7) 2457-4

Outdoor recreation Fed Govt funds expended and land acquired, 1964-72, (7) 5808-7

Outdoor recreation rpts compilation on participation, resource supply and demand, economic factors, and management, 1960s and projected, (11) 25448-27

Overnight stays, Natl Park Service campgrounds, 1973, (7) 5544-3

Pacific Northwest economic base and growth projections to 2010, 1960-71 survey, (10) 5918-2.14

Property value effects of water pollution control, EPA 1973 rpt, (7) 9208-28

Public lands use for outdoor recreation, area and visits, FY73, annual rpt, (11) 5724-1.2

Reclamation projects of Fed Govt, recreation areas and use, 1973 annual rpt, (11) 5824-1.2

Trailers and campers industry establishments, employment, production, and specialization, final industry rpt, 1972 Census of Manufactures, (12) 2493-1.75

Water pollution damages and quality improvement benefits studies, analytical review, 1974 rpt, (12) 9208-37

Water quality concentration limits for specified potential uses, and effects on aesthetic and recreational values, 1972 rpt, (7) 9208-29.1

*see also* Boats and boating

*see also* Fishing, sport

*see also* Hunting and trapping

*see also* Motion pictures

*see also* National forests

*see also* National park system

*see also* Parks

*see also* Sports and athletics

*see also* Travel

*see also* Wilderness areas

*see also* Winter sports

## Recruiting

*see* Voluntary military service

## Recycling of waste materials

Auto reclamation, materials and parts, 1972 EPA rpt, (11) 9218-14

Auto recycling economic factors and models, 1960's technology and implications for govt policy, 1973 study, (11) 5608-21

Composting of municipal wastes: methods, costs, and locations of plants, 1971 EPA rpt, (7) 9218-12

Costs of recycling, estimated, 1973, (7) 21408-14.1

Garbage feeding of swine, by State, monthly rpt, (10) 1702-3

Hwy litter control, prevention and recycling programs, 1974 study, (7) 21648-10

Mineral waste tailings, review of stabilization procedures and estimated costs, 1974, (7) 5608-20

Paper, foreign demand for US waste paper and effects on US supply and prices, 1974, (10) 21248-9

Rubber tires disposal and recycling techniques and end uses of waste rubber, EPA 1974 rpt, (7) 9218-11

Solid waste management, handbook an alternative methods and costs, 1974, (7) 9218-13

Water saving devices costs, performance, and user acceptability, EPA demonstration project in 8 homes, 1971-73, (10) 9208-31

*see also* Scrap metals

## Red River

Arkansas-White-Red water resource region small watershed program, evaluation of land use and flood control effects, 1966-70, (7) 1588-21

Potato production, marketing problems, and growers age and education, Red River Valley, 1972 survey, (12) 1128-15

## Reese, Robert B.

"Bonus Food Stamps and Cash Income Supplements: Their Effectiveness in Expanding Demand for Food", (12) 1548-65

## Reeves, George C.

"Tariff Preferences for Developing Countries", (10) 9886-2.1

## Refrigeration

*see* Air conditioning

*see* Cold storage and refrigeration

*see* Household furnishings and appliances

## Refugees

Admissions to US by country or region of birth, FY46-73, INS annual rpt, (10) 6264-2.1

*see also* Migration

## Refuse and refuse disposal

City govt finances: revenue, expenditures, and holdings, 405 cities, FY73, annual rpt, (7) 2466-2.4

Composting of municipal wastes: methods, costs, and locations of plants, 1971 EPA rpt, (7) 9218-12

County Business Patterns: employees, payrolls, and establishments by detailed industry, State, county, and SMSA, 1973, annual rpts series, (7)(10)(11) 2326-6

EPA R&D rpts, 1967-74 bibl, semiannual list and index, (11) 9182-2

EPA rpts in NTIS collection, 1973 bibl, (7) 9188-1

Farmers Home Admin loans and grants by State, quarterly rpt, (7) 1182-1

Farmers Home Admin loans to organizations, families served by race or ethnic group, FY74, annual rpt, (12) 1184-10

Fish kills, by cause and place, 1972 annual rpt, (7) 9204-3

Govt employment and payrolls by function, 72 SMSA's and large counties, Oct 1973, annual rpt, (11) 2466-1.3

Govt employment and payrolls, Fed, State, and local: by type of local govt and function, State, and county, 1972 Census of Govts, (12) 2455-2

Govt finances and employment, Fed, State, and local: historical statistics, 1902-FY72, 1972 Census of Govts, (12) 2460-4

Govt finances, Fed, State, and local: detailed revenues by source, expenditures by function, debt, and holdings, 1972 Census of Govts, (11) 2457-5

Govt finances, Fed, State, and local: revenues by source and expenditures by function, FY73 annual rpt, (10) 2466-2.5

Hospital waste management, summary of 1966-71 surveys, (12) 9218-18

Hwy litter control, prevention and recycling programs, 1974 study, (7) 21648-10

Labor-management relations in State and local govts: labor organization and work stoppages, by function, 1972 Census of Govts, (11) 2455-3

Local govt employment and payrolls: counties, municipalities, school and special districts, Oct 1972, Census of Govts, (7) 2455-1

Municipal and township govt finances: revenues, expenditures, indebtedness, and holdings, 1972 Census of Govts, (7) 2457-4

Pollution of groundwater: contamination sources, processes, and extent, in 11 Northeast States, 1950's-73, (7) 9208-25

Rubber tires disposal and recycling techniques and end uses of waste rubber, EPA 1974 rpt, (7) 9218-11

Sewer construction put in place, 1915-64, (11) 2048-20

Sewer facilities grants, HUD quarterly rpt, (7) 5002-1.7

Sewerage system, value of new construction put in place, 1971-May 1974 revised and updated data, monthly rpt special issue, (7) 2382-4

Solid waste collection industry characteristics, detailed analysis, 1970-71, EPA survey, (12) 9218-15

Solid waste disposal use of truck-to-truck transfer systems in urban areas: trends in design, operation and economics, 1973 rpt, (12) 9218-17

Solid waste management, handbook an alternative methods and costs, 1974, (7) 9218-13

Subsurface disposal of liquid and slurry-type industrial waste, 1974 study, (11) 5608-25

Sulfur oxide emission control: electric utility plant use of flue gas desulfurization systems, effectiveness and sludge disposal, 1974 rpt, (10) 9198-32

Waste disposal equipment and systems evaluations for HUD housing projects, 1970 study, (11) 9218-16

Wastewater treatment works construction grants from Fed to municipal govts, 1957-74; treatment efficiency, by size of plant and type of process, EPA 1974 annual rpt, (7) 9204-2

Water conservation methods, cost-effectiveness of limited-flow shower head and shallow-trap toilet, 1974 EPA rpt, (7) 9208-30

Water quality criteria: concentration limits for specified potential pollutants, and effects on water life and various uses, 1972 rpt, (7) 9208-29  
*see also* Air pollution  
*see also* Marine pollution  
*see also* Radioactive waste disposal  
*see also* Recycling of waste materials  
*see also* Sanitary engineering  
*see also* Water pollution

**Regier, Donald W.**  
 "World Meat Situation", (7) 1561-7.302

**Regional Medical Programs**  
 Small hospitals, laboratory workers training program results, 1968-72, (10) 4102-1.335

**Regional planning**  
 Appalachian regional dev, FY73 annual rpt, (7) 9084-1

DIME geocoding system, applications and experiences of local area users and foreign govts, Census Use Study, 1974, (12) 2306-2.15

Projected population, income, employment, and production (series E projections); for US, water resources regions, and States, 1980-2020 with selected historical comparisons, (11) 17708-4

Southern Calif Regional Info Study: computerized local area data organization and display systems, 1970-72 Census Use Study series, (12) 2306-6

**Regions of the U.S.**  
*see* Middle Atlantic States  
*see* North Central States  
*see* Northeast States  
*see* Southeastern States  
*see* Southwestern States  
*see* Western States  
*see* under names of individual States and State in the Index by Categories  
*see* under Region and under Census Division in the "Index by Categories"

**Regulatory commissions**  
*see* under Federal independent agencies

**Rehabilitation**  
*see* Rehabilitation of criminals  
*see* Rehabilitation of the disabled  
*see* Veterans rehabilitation  
*see* Vocational rehabilitation

**Rehabilitation of criminals**  
 Criminal justice statistics: employment and expenditures; crimes, criminals, and arrests; courts and correction and public attitudes, 1960's-73 annual compilation, (7) 6064-6

Drug dealers selling narcotics while free on bail, 1972, (10) 6288-3

Educational and vocational training in Fed prisons, 1973, narrative annual rpt, (12) 6244-2  
*see also* Pardons  
*see also* Parole and probation

**Rehabilitation of narcotics addicts**  
*see* Drug abuse and treatment  
*see* Methadone treatment

**Rehabilitation of the disabled**  
 Disability applicants rehabilitated, characteristics and subsequent employment status, 1967, (10) 4746-11.26

Fed Govt employment of severely handicapped persons, by type of handicap and employing agency, 1964-73, annual rpt, (10) 9844-24

Rehabilitation facilities number and condition, 1973 and projected 1978 needs, by State, annual rpt, (12) 4264-3.4

Severely disabled persons rehabilitated, by State and region, quarterly rpt, (7) 4922-5  
*see also* Vocational rehabilitation

**Rehabilitation of veterans**  
*see* Veterans rehabilitation

**Rehabilitation Services Administration**  
 Rehabilitated persons socioeconomic characteristics and disabling conditions, FY73 advance final rpt, (12) 4924-1

Severely disabled persons rehabilitated, by State and region, quarterly rpt, (7) 4922-5

Vocational rehabilitation agency clients, detailed characteristics, statistical notes series, (7) 4926-1

Vocational rehabilitation Fed-State program, rehabilitated clients, State agency caseloads, by State and region, FY72, annual rpt, (10) 4924-4

Vocational rehabilitation program, rehabilitated clients of State agencies, by region and State, FY73-74, annual rpt, (11) 4924-7

Vocational rehabilitation program, rehabilitated clients socioeconomic characteristics and disabling condition, FY74 preliminary rpt, (11) 4924-1

Vocational rehabilitation State agencies caseloads, new cases, and closures, by State, quarterly rpt, (7) 4922-4

**Reid, Gerald M.**  
 "Age Composition, Weight, Length, and Sex of Herring, *Clupea Pallasii*, Used for Reduction in Alaska, 1929-66", (11) 2168-10

**Reidinger, Richard B.**  
 "Fertilizer to Remain Tight, Prices High, in 1975 and 1976", (12) 1922-2.351

"World Fertilizer Situation: 1975, 1976, and 1980", (12) 1508-13

**Reidinger, Russell F., Jr.**  
 "Organochlorine Residues in Golden Eagles, U.S.: Mar. 1964-July 1971", (10) 482-1.319

**Reifman, Alfred**  
 "Impact of the Rise in the Price of Crude Oil on the World Economy: Prognosis and Policy Options", (10) 21248-9

**Reimold, Robert J.**  
 "Toxaphene Content of Estuarine Fauna and Flora Before, During, and After Dredging Toxaphene Contaminated Sediments", (10) 482-1.320

**Reinsel, Edward I.**  
 "Farm Family Incomes and Farmers' Incomes Improve at Different Rates", (10) 1544-1.5

**Relief**  
*see* Disaster relief  
*see* Public welfare programs  
*see* Refugees

**Religion**  
 Demographic and economic characteristics of persons, by religious affiliation, 1957, (7) 2546-2.49  
*see also* Religious organizations

**Religious organizations**  
 Adult education programs in community organizations: enrollment, staff, and demographic characteristics of participants, 1972 survey, (11) 4648-10

County Business Patterns: employees, payrolls, and establishments by detailed industry, State, county, and SMSA, 1973, annual rpts series, (7)(10)(11) 2326-6

Religious building construction, 1915-64, (11) 2048-20

**Relocation**  
 DOT relocation payments, and persons displaced by DOT relocation programs, by State, FY73, DOT annual rpt, (12) 7304-1.4  
*see also* Urban renewal

**Renegotiation Board**  
 Union recognitions, agreements, and membership, Fed employees, Nov 1973, annual rpt, (7) 9844-14

**Reno, Nev.**  
 Occupational wage survey, 64 SMSA's 1973-74; 105 SMSA's 1974-75, individual SMSA annual rpt, (12) 6785-3.8

**Rent**  
 Apartments: market absorption and characteristics of 1972 completed units, annual Current Housing Rpt, (7) 2484-2

Cropland and cattle rent rates, 1970-74 annual rpt, (7) 1541-8.6

Farm tenure and value, on/off farm income, expenditures, credit used, debts, taxes paid, by State, 1970 Survey of Agricultural Finance, (7) 2339-11

Female family heads, demographic, economic, and housing data, 1960-73, Current Population Rpt, (7) 2546-2.50

Home owning or renting, financial costs and benefits analysis, 1974, (10) 6768-11

Low income neighborhoods in 50 largest US cities: population, income, employment, and housing characteristics, 1970 census supplementary rpts, (12) 2535-2

NYC rent stabilized apartment houses operating costs price index, 1974, (7) 6926-1.38

**Reserve forces**

*see* Armed services reserves

**Reservoirs**

Sedimentation, land use, and surface water chemical quality, selected stream basins 1956-74, series, (10) 5666-5

TVA river control, reservoir storage and flows, 1973 annual rpt, (7) 9804-7

Water data, index to stations with machine readable daily data, through Sept 1971, regional rpts, (12) 5666-7

Water quality, index to stations with machine readable data, through 1972, regional rpts, (12) 5666-6

Western States water supply and reservoir storage, Oct 1974, annual summary, (10) 1264-4

**Resnic, Ann**

"Medicare: Multiple Short-Stay Hospitalizations, 1967", (12) 4746-2.65

**Respiratory diseases**

Abrasive blasting, respiratory protective equipment use, 1972-73, (12) 4248-12

Air pollutants from auto emissions, health effects: review of research and data, 1974, (11) 25648-16.2

Air pollution related to heart and lung diseases and symptoms, EPA

epidemiological studies in selected communities, 1967-71, (10) 9198-31

Deaths, 69 selected causes, by age, color, sex, State and outlying area, 1970, US Vital Statistics annual rpt, (11) 4144-3

Hospital special services for cardiovascular and chronic respiratory disease patients, 1970 inventory, (10) 4008-9

Montana reservation Indians ear, nose and throat disease treatment, 1970-74, (12) 4102-1.344

Natl Heart and Lung Inst, organization, disease data, funds and recipients, FY73 and trends, (10) 4478-5

Radiation exposure from inhaled plutonium radionuclides, review of research, 1940's-74, (10) 9108-30

Vocationally rehabilitated persons socioeconomic characteristics and disabling condition, FY74 preliminary rpt, (11) 4924-1

*see also* Pneumonia and influenza

*see also* Tuberculosis

**Restaurants and restaurant industry**

County Business Patterns: employees, payrolls, and establishments by detailed industry, State, county, and SMSA, 1973, annual rpts series, (7)(10)(11) 2326-6

Income tax returns of businesses: income, expense, and tax data, by selected industries, 1972, annual preliminary rpt, (11) 8304-6

Mergers and acquisitions, economic characteristics of companies involved, by industry, 1967-71, (12) 2326-2.4

Retail trade establishments capital expenditures, assets, rental payments, labor costs, by industry, 1972 census, (11) 2399-2

Retail trade establishments employment, sales, and payroll, final State rpts, 1972 census, (7)(10)(11)(12) 2397-1

Retail trade establishments, employment, sales, and payrolls general data, preliminary State rpts, 1972 census, (7) 2395-1

Retail trade establishments in major retail centers of SMSA's: number, sales, employment, payrolls, by kind of business, 1972 census State rpts series, (11)(12) 2401-1

**Retail Food Price Index**

Annual and quarterly indexes, US and 25 selected cities, 1960-73, annual rpt, (12) 1544-4.7

**Retail trade**

Auto dealers profits and finance income analysis, 1974 rpt, (11) 15598-2.11

Capital expenditures, assets, rental payments, and labor costs of retail trade establishments, by industry, 1972 census, (11) 2399-2

Census of Retail Trade, 1972: establishments, employment, sales, and payrolls, final State rpts, (7)(10)(11)(12) 2397-1

Census of Retail Trade, 1972: establishments, employment, sales, and payrolls, preliminary State rpts, (7) 2395-1

Census of Retail Trade, 1972: establishments in major retail centers of SMSA's; number, sales, employment, and payrolls, by kind of business, (11)(12) 2401-1

Collective bargaining agreements, 1000 workers or more, provisions and characteristics, 1973 annual rpt, (7) 6784-11

Consumer buying expectations, 1959-73 census surveys, analysis and reasons for discontinuance, 1974 rpt, (12) 2626-2.36

County Business Patterns: employees, payrolls, and establishments by detailed industry, State, county, and SMSA, 1973, annual rpts series, (7)(10)(11) 2326-6

Credit market characteristics for "other consumer goods," 1974 rpt, (11) 15598-2.12

Employment and output projections, 1980 and 1985, by detailed industry and occupation, and 1959-72 base data, (7) 6728-4

Employment and wages of workers covered by State unemployment insurance laws and Fed employees unemployment compensation, quarterly rpt, (7) 6742-11

Employment situation, earnings, and hours, monthly press release, (10) 6742-5

Food chain stores profits, 15 leading chains, 1972-74, (7) 1008-9

General data, Statistical Abstract of US, 1974 annual rpt, (11) 2324-1

Income tax returns of businesses: income, expense, and tax data, by selected industries, 1972, annual preliminary rpt, (11) 8304-6

Injuries and illnesses in private nonfarm industries, by detailed industry, 1972, annual rpt, (10) 6844-1

Input-output structure of US economy, detailed interindustry transactions, full basic tables, 1967, (7) 2708-17

Inventory stocks in constant dollars, by quarter, 1947-74, Survey of Current Business, (7) 2702-1.331

Location of retail stores, Census tract data use in site selection, 1974 rpt, (12) 9768-4

Market analysis data sources for retail and wholesale trade and selected service industries, 1974 bibl, (12) 2048-23.2

Mergers and acquisitions, economic characteristics of companies involved, by industry, 1967-71, (12) 2326-2.4

Metro areas, Fed Admin Regions, and States: selected general data, 1974 annual reprint, (11) 2324-3

Middle Atlantic States economic characteristics, Fed Reserve 5th District, selected years 1960-73, (7) 9389-4

Minority-owned firms: number, receipts, and employees, by industry, State, county, SMSA, and city, 1972 Survey of Minority-owned Business, (12) 2328-5

Production and marketing outlook, by industry, trends 1967-74 and projected 1975-80, annual rpt, (11) 2044-1

Sales and inventory/sales ratios, aggregates for manufacturing and trade, corrected 1968-74 monthly data, Survey of Current Business, (7) 2702-1.330

Sales index, Fed Reserve Bulletin, monthly, (7) 9362-1.15

Sales, inventories, and accounts receivable, all and chain retail establishments, 1973, annual rpt, (12) 2413-5

Stores constructed, 1915-64, (11) 2048-20

*see also* Advertising

*see also* Consumer credit

*see also* Consumer protection

*see also* Department stores

*see also* Franchises

*see also* Labeling

*see also* Packaging and containers

*see also* Sales promotion

*see also* Shopping centers

*see also* Warehouses

*see also* Wholesale trade

*see also* under Industry in the "Index by Categories"

*see also* under name of specific type of retail commodity

**Retired military personnel**

*see also* Military pensions

*see also* Veterans

**Retired Senior Volunteer Program**

ACTION domestic programs and volunteers June 1974, semiannual rpt, (7) 9022-1

**Retirement**

Bibl on aging annotated, 1960's-70, (12) 4848-7

Black social security beneficiaries, economic status compared to whites, 1968-70, (7) 4742-1.321

Budget for retired couple, 3 average levels, autumn 1973, selected North Central Region cities, press release, (7) 6958-11

Budget for retired couple, 3 average levels, fall 1973, (10) 6722-1.369

Employment Retirement Income Security Act, background and major provisions summary, 1974, (11) 6722-1.370

Family budgets for retired couples, 1972, annual rpt, (11) 6724-1.7

Family budgets, price levels by commodities, urban families of 4 and retired couples, series, (11) 6766-3

Fed Govt retirement systems: provisions, fund outlays, balances, and liabilities, 10 systems, FY73 and projected to FY83, GAO rpt, (7) 26108-115

- Foreign countries retirement tests for receipt of old-age pensions, 1973, (7) 4742-1.316
- Govt employees covered by retirement, health, hospital, disability, and life insurance programs: 1972 Census of Govts, (12) 2455-2
- Govt operated employee retirement systems, finances, Fed, State, and local, 1902-FY72, 1972 Census of Govts, (12) 2460-4
- Govt operated employee retirement systems, finances, Fed, State, and local: 1972 Census of Govts, (11) 2457-5
- Labor force participation of men aged 58-63, 1969, (7) 4742-1.319
- Labor force participation of nonmarried women, 58-63, 1969, (7) 4742-1.320
- NASA employees characteristics, personnel actions, and benefits, FY74, annual rpt, (12) 9504-1
- NYC-Northeastern New Jersey area, retired couples budget, autumn 1973, (7) 6924-1
- OASDHI benefits and coverage, detailed breakdowns, 1937 or start of program through 1972 annual rpt, (7) 4744-3
- OASDHI retired-worker beneficiaries, newly entitled characteristics and reasons for early retirement, survey series, (10) 4746-7
- OASDHI retired workers and dependents, monthly benefits, since 1940, monthly rpt, (7) 4742-1.3
- OASDHI retired workers: number and amount of monthly benefits, with and without reduction for early retirement, since 1956, quarterly rpt, (7) 4742-1.10
- Railroad retirement and benefits statistics and articles, RRB quarterly review, (10) 9702-1
- State and local govt employee retirement systems: summary financial data, FY73, annual rpt, (10) 2466-2.5
- Volunteer service by senior citizens, June 1974, ACTION semiannual rpt, (7) 9022-1
- see also* Civil service pensions  
*see also* Employee benefit plans  
*see also* Military pensions  
*see also* Pensions
- Reumatism**  
*see* Musculoskeletal diseases
- Reunion**  
Coinage of nations and world coins; gold and silver production and monetary stocks, by country, 1972, (10) 8204-1.6
- Revenue sharing**  
City govt finances: revenue, expenditures, and holdings, 405 cities, FY73, annual rpt, (7) 2466-2.4
- Entitlement payments by type of govt unit, 1972; relationship to State tax increases and total tax revenues, FY71-72, biennial rpt, (7) 10044-1.4
- Govt finances and employment, Fed, State, and local: historical statistics, 1902-FY72, 1972 Census of Govts, (12) 2460-4
- Govt finances, Fed, State, and local: detailed revenues by source, expenditures by function, debt, and holdings, 1972 Census of Govts, (11) 2457-5
- Govt finances, Fed, State, and local: revenues by source and expenditures by function, FY73 annual rpt, (10) 2466-2.5
- Grants-in-aid, including Fed revenue sharing, to State and local govts, by purpose, FY73 and historical data from 1930, (10) 4742-1.323
- Municipal and township govt finances: revenues, expenditures, indebtedness, and holdings, 1972 Census of Govts, (7) 2457-4
- Payments to State and local govts, 1974 rpts, (7)(10)(11) 8066-1
- Small area population, income, and tax effort data estimation methodology used by Office of Revenue Sharing, (7) 2446-2.10
- State govt finances: revenues, expenditures, and holdings, FY73, annual rpt, (7) 2466-2.3
- State revenue sharing type programs to local govts, 1971-73, biennial rpt, (7) 10044-1.5
- Revolvers**  
*see* Firearms
- Rhode Island**  
Agribusiness and agriculture related occupation classifications, Natl Agribusiness Manpower Project, 1974 rpt, (7) 1546-1.2
- Agricultural Stabilization and Conservation Service programs by county, 1973, annual State rpt, (7) 1806-2.39
- BLS Northeast regional rpts, series, (11) 6916-5
- Compensatory education projects, results of pre and post test evaluation studies, 1970-71, (11) 4508-23
- County Business Patterns: employees, payrolls, and establishments, by industry, county, and SMSA, 1973 annual rpt, (7) 2326-6.43
- Deaths, geographic detail including each town of 10,000 or more, by State and outlying area, US Vital Statistics annual rpt, (11) 4144-3
- Fish landings and processing, by detailed species and value, 1972, annual regional rpt, (12) 2166-3.1
- Mineral industry State review: by commodity, production and producers, value and work experience, 1972 Minerals Yearbook preprint, (12) 5604-16.40
- Mineral production, quantity and value, each State and outlying area, Mineral Industry Surveys advance annual summary rpt series, (12) 5614-6.40
- Optometrists, licensed: by age, sex, county and type of practice, and education, 1973, (7) 4456-3.40
- Retail trade establishments, employment, sales, and payroll, final State rpt, 1972 census, (7) 2397-1.40
- Service industry establishments, employment, receipts, and payroll, final State rpt, 1972 census, (7) 2391-1.40
- Water quality and contamination sources in 11 northeast States, 1950's-73, EPA rpt, (7) 9208-25
- Wholesale trade establishments, employment, sales, and payroll and expenses, final State rpt, 1972 census, (7) 2405-1.40
- see also* Pawtucket, R.I.  
*see also* Providence, R.I.  
*see also* Warwick, R.I.  
*see also* under State in the "Index by Categories"
- Rhodesia**  
Coinage of nations and world coins; gold and silver production and monetary stocks, by country, 1972, (10) 8204-1.6
- Exports of US, detailed commodity by country and world area of destination, 1973, annual rpts, (7) 2424-5
- Imports of US, detailed commodity weights and values, by country and world area of origin, 1973, annual rpt, (11)(12) 2424-2
- Loans and grants from US and intl agencies, by program and country, FY46-73, annual rpt, (10) 7204-4
- Rice**  
Agricultural Stabilization and Conservation Service programs and activities, by county, 1973, annual State rpt series, (7) 1806-2
- Agricultural Stabilization and Conservation Service programs and practices, by county, 1973, annual State rpt series, (12) 1806-2
- California drying and storage facilities, 1973 model costs analysis, (12) 1568-153
- CCC financial condition and programs, FY74, annual detailed rpt, (12) 1824-3
- Distribution for consumption and for processing, 1969-73, (12) 1568-114
- Exports of US: grains, oilseeds, oilseed products, and cotton, by area and country of destination, weekly rpt, (10) 1621-20, (10) 1922-3
- Foreign and US grain production, trade, and stocks, 1974, FAS circular series, (7)(11)(12) 1925-2
- Mideast and North African nations production, imports, and supply, 1963-74, (10) 1522-1.334
- Outlook, natl annual agricultural conf papers, 1975, (12) 25164-1.3
- Production data, 45 crops: current primary statistics on planting and yields, 1974 annual releases series, (7)(10)(11)(12) 1621-1
- Production, stocks, prices, use, and trade, current and trends, Oct 1974 semiannual situation rpt, (10) 1561-8
- Surplus stocks and production shortfalls in the world, 1950-72, model analysis, (7) 1548-62
- Wheat and rice high-yielding varieties use in developing countries, 1965-73, (7) 1536-2.14
- World agricultural production, prices, and trade, 1974-75 and selected 1960's data, annual rpt, (7) 1524-3
- World agricultural production, prices, and trade, 1974-75 and selected 1960's data, periodic rpt, (12) 1522-3
- World grain prices and production, 1971-74 and Jan-July 1974, (10) 7146-1.22
- Richland, Wash.**  
Housing supply and demand, HUD local office rpt, Apr 1974, (11) 5146-3.15
- Richmond, Va.**  
Occupational wage survey, 94 SMSA's 1973-74, individual SMSA annual rpts, (11) 6785-2.19
- see also* Federal Reserve Bank of Richmond
- Rifles**  
*see* Firearms

- Rigby, Donald E.**  
 "State Supplementation Under Federal SSI Program", (11) 4742-1.325
- Right of privacy**  
 Data banks maintained by Fed depts and agencies, info collected and access, Senate Judiciary Committee survey, 1970-74, (7)(11) 25528-20  
*see also* Electronic surveillance
- Right to counsel**  
*see also* Legal aid and services
- Rio Grande River**  
 Pesticide monitoring in lower Rio Grande Valley, 1971-73, (10) 482-1.322
- Riots and disorders**  
 Fire depts number and size, alarms and fires answered, and incidents of arson, vandalism, and violence, 1968-71, natl survey rpt, (7) 6068-33
- Ritchie, William D.**  
 "Long-Range Cost Estimates for Old-Age, Survivors, and Disability Insurance System, 1974", (12) 4706-1.73
- Rivers and waterways**  
 California streamflow quantity and variability, for years of record through 1968, (7) 5668-11  
 Dredging operation pollution from bottom mud, Terry Creek, Ga, 1972, (10) 482-1.320  
 Energy supply transport requirements, by region, commodity, and mode of transport, 1974-85; Project Independence studies, (12) 9307-15, (12) 9307-16  
 Fed Govt transportation program expenditures, by program, State, and SMSA-nonSMSA areas, 1957-71, (12) 7308-32  
 Fish kills, by cause and place, 1972 annual rpt, (7) 9204-3  
 Hazardous substances bulk transportation, comparative costs and safety risks analysis for inland water, rail, truck, and pipeline bulk transport, 1974 rpt, (7) 2128-11  
 Kansas River Basin, Water Quality Index and detailed monitoring data, Sept-Dec 1972, (11) 9208-32  
 Oil-spills and other polluting incidents in US waters, 1973, annual rpt, (12) 7404-3  
 Pesticide residues in 7 Ohio rivers entering Lake Erie, EPA monitoring project results, Aug 1971-June 1972, (7) 9208-24  
 Pollution control programs and water quality readings in Great Lakes Basin, 1973 annual rpt, (11) 14644-1  
 River gages, locations and highest annual reading, 1973, annual rpt, (12) 2154-4  
 Sedimentation, land use, and surface water chemical quality, selected stream basins 1956-74, series, (10) 5666-5  
 TVA river control, reservoir storage and flows, 1973 annual rpt, (7) 9804-7  
 Water data, index to stations with machine readable daily data, through Sept 1971, regional rpts, (12) 5666-7  
 Water pollution R&D programs and funding of EPA and other Fed agencies, GAO 1974 review, (7) 26108-119  
 Water quality, index to stations with machine readable data, through 1972, regional rpts, (12) 5666-6  
 Western States water supply, snow depth and soil moisture, Jan-June 1974, annual rpt, (11) 1264-3
- see also* Chesapeake Bay  
*see also* Colorado River  
*see also* Columbia River  
*see also* Dams  
*see also* Estuaries  
*see also* Floods  
*see also* Great Lakes  
*see also* Harbors and ports  
*see also* Hudson River  
*see also* Mississippi River  
*see also* Missouri River  
*see also* Potomac River  
*see also* Red River  
*see also* Rio Grande River  
*see also* Water pollution  
*see also* Water resources development
- Riverside, Calif.**  
 Housing supply and demand, HUD local office rpt, Oct 1973, (7) 5146-3.7
- Roads**  
*see* Highways
- Robbery and theft**  
 Cargo loss and claim experience at 7 trucking enterprise terminals, 1971-72, DOT transportation cargo security experiment, (7) 7308-22  
 Court cases, civil and criminal: Fed district, appeals, and special courts, FY74 and selected 1960-70's data, annual rpt, (12) 18204-2  
 Crime rates and trends, offenses known to police, and arrests, 1973, FBI annual rpt, (7) 6224-2  
 Criminal justice statistics: employment and expenditures; crimes, criminals, and arrests; courts and correction and public attitudes, 1960's-73 annual compilation, (7) 6064-6  
 Prisoners in Fed instns, characteristics, offenses, admissions, discharges, and parole decisions, FY73, (11) 6244-1  
 Probationers under Fed supervision, age, record, and offense, 1968 and 1973, (7) 18208-1
- Robins, Lee N.**  
 "Vietnam Drug User Returns", (12) 818-2
- Rockets**  
*see* Missiles and rockets
- Rockford, Ill.**  
 Occupational wage survey, 94 SMSA's, 1973-74, individual SMSA annual rpts, (10) 6785-2.16
- Rogers, George B.**  
 "Egg Marketing Report", (7) 1008-8.5  
 "Production and Marketing Costs and Margins for Poultry and Eggs", (11) 1561-9.303
- Roghmann, Klaus J.**  
 "Impact of Medicaid and an OEO Health Center on Use of Dental Services in an Urban Area", (7) 4102-1.330
- Rogot, Eugene**  
 "Associations Between Coronary Mortality and the Weather, Chicago, 1967", (7) 4102-1.331
- Romania**  
 Agricultural chemicals and production equipment, production, consumption, and trade data 1960-73, and market potential, 1980, (12) 2038-6  
 Economic dev and growth of East-West trade in 6 East European countries, 1946-73, (7) 23848-28
- Economic trends in income, production, employment, prices, and foreign trade, 1974 annual rpt, (7) 2026-3.117  
 Exports and imports of US with Communist nations of Eastern Europe and Asia, monthly rpt, (7) 2032-2  
 Exports of US, detailed commodity by country and world area of destination, 1973, annual rpts, (7) 2424-5  
 Imports of US, detailed commodity weights and values, by country and world area of origin, 1973, annual rpt, (11)(12) 2424-2  
 Imports of US from 7 Communist countries, and impact of failure to grant most favored nation tariff treatment, 1951-70, (10) 9886-2.4  
 Imports of US from 9 Communist countries, and impact of failure to grant most favored nation tariff rates, 1951-72, (10) 9886-2.6  
 Loans and grants from US and intl agencies, by program and country, FY46-73, annual rpt, (10) 7204-4  
 Mineral industry country review: policies, production, and trade, by commodity, 1972 Minerals Yearbook preprint, (12) 5604-17.52  
 NATO countries trade with Communist countries, by country, 1969-72, revised annual rpt, (10) 7146-1.18
- Roseman, Herman G.**  
 "Utility Financing Problems and National Energy Policy", (7) 25448-22.2
- Rosenthal, Neal H.**  
 "Projected Changes in Occupations", (7) 6728-4
- Rosine, John**  
 "Cattle Cycles: Past and Present", (11) 9383-6.304  
 "Implementing Rural Development Act", (7) 9383-6.301  
 "Minnesota's Economic Environment: 1985", (7) 9383-6.302
- Rosins**  
*see* Gum and wood chemicals
- Rosser, Harwood**  
 "Special Supplement to the Shopper's Guide to Life Insurance. An Alternative Method of Viewing Life Insurance Costs: The Benefit-Cost or Ratio Method", (7) 25528-19.2
- Rottenberg, Irving**  
 "Inventories and the Inventory Valuation Adjustment", (12) 2706-5.15
- Rowen, John W.**  
 "Clinical Laboratory Performance Analysis Using Proficiency Test Statistics", (7) 2218-17
- Roy, Sujit K.**  
 "Econometric Models of Cash and Futures Prices of Shell Eggs", (7) 1548-63
- Rubber and rubber industry**  
 County Business Patterns: employees, payrolls, and establishments by detailed industry, State, county, and SMSA, 1973, annual rpts series, (7)(10)(11) 2326-6  
 Exports and imports of US, by country and commodity, FY73-74, annual rpt, (12) 1524-1  
 Exports and imports of US, by detailed SIC commodity and world area of origin/destination, 1973, annual rpt, (12) 2424-6

- Exports of US, detailed commodity by country and world area of destination, 1973, annual rpts, (7) 2424-5
- Imports of US, detailed commodity weights and values, by country and world area of origin, 1973, annual rpt, (11)(12) 2424-2
- Imports of US, detailed commodity weights and values, by country of origin, monthly rpt, (11) 2422-2
- Injuries and illnesses in private nonfarm industries, by detailed industry, 1972, annual rpt, (10) 6844-1
- Mergers and acquisitions, economic characteristics of companies involved, by industry, 1967-71, (12) 2326-2.4
- Occupational composition of rubber footwear, reclaimed rubber, and other fabricated rubber products industry, June 1971, (11) 6746-4.72
- Occupational composition, tires and inner tubes industry, June 1971, (11) 6746-4.54
- Production and marketing outlook, by industry, trends 1967-74 and projected 1975-80, annual rpt, (11) 2044-1
- Production and sales, synthetic organic chemicals, 1972, annual rpt, (11) 9884-3
- R&D industry funds, 1972; employment of scientists and engineers, Jan 1973; and trends, 1953-72, annual rpt, (12) 9624-8
- Rubber processing chemicals production and sales, 1973, preliminary rpt, (7) 9886-1.9
- Rubber tires disposal and recycling techniques and end uses of waste rubber, EPA 1974 rpt, (7) 9218-11
- Soviet Union market for US polymer production and processing equipment, 1974 analysis; Soviet chemical-petrochemical production and trade, 1965-75, (7) 2038-5
- Synthetic rubber industry establishments, employment, production, and specialization, final industry rpt, 1972 Census of Manufactures, (12) 2493-1.35
- Technological change and impact on productivity and employment, by industry, 1960-85, (11) 6828-11
- Tire industry productivity, employee output, man-hours and employment indexes, 1974 annual rpt, (7) 6824-1.3
- Transportation of rubber and plastic products, by transportation mode and region of origin and destination, 1972 Commodity Transportation Survey, (11) 2575-1.3
- Rubella**  
 see Infective and parasitic diseases
- Rubin, Leonard**  
 "Economic Status of Black Persons: Findings from Survey of Newly Entitled Beneficiaries", (7) 4742-1.321
- Ruff, Samuel O.**  
 "Bolivia's Farm Production and Exports Set New Records in 1973", (7) 1922-2.327  
 "Brazil Harvests Record Crops", (11) 1922-2.345
- Rural areas**  
 Agricultural basic economic tables, 1910-74, compilation, (7) 1548-58
- Agricultural research scientist man-years and funds expended, FY73, annual rpt, (12) 1744-2
- Agricultural Stabilization and Conservation Service programs and activities, by county, 1973, annual State rpt series, (7) 1806-2
- Agricultural Stabilization and Conservation Service programs and practices, by county, 1973, annual State rpt series, (12) 1806-2
- Appalachia local govt tax revenue sources analysis; property, sales, and income tax rates, by State, FY69, (7) 1598-103
- Arrests, city, suburbs, and rural areas, by age, sex, and race, 1973, FBI annual rpt, (7) 6224-2.3
- Black employment in Madison, Ark, effects of rural area socioeconomic and attitudinal characteristics, 1970, (12) 1598-107
- Credit supply in rural areas of Fed Reserve 9th District, impact of bank structure, (7) 9383-6.303
- Crime. arrests by offense charged, age, sex, and race, 1971, (7) 6064-6.4
- Crime Index, 1973, FBI annual rpt, (7) 6224-2.1
- Demographic characteristics of metro and nonmetro counties, 1960 and 1970, and dev goals, 1974 annual rpt, (12) 1004-8
- Dev assistance, financial and technical, to nonmetro planning districts, by USDA and HUD, FY73, annual rpt, (12) 1004-9
- Dev assistance, info and technical, to local rural communities, districts, and State planning groups by USDA, FY73, annual rpt, (12) 1004-10
- Educational attainment of population, by selected demographic, economic, and residence characteristics, Mar 1974, Current Population Rpt, (12) 2546-1.274
- Farm population, births, deaths, and net migration, 1970-73 annual rpt, (7) 1594-1
- Farm population size, employment, and demographic characteristics, 1970 and Apr 1973, annual rpt, (7) 2544-1
- Farm population socioeconomic characteristics, 1960-74 and selected earlier data, annual agricultural chartbook, (12) 1504-3
- Farm wageworkers characteristics by farm-nonfarm residence, 1973, annual rpt, (7) 1594-2
- Farmers Home Admin loans and grants, planned use of funds by State, and purpose, and program, FY74, annual rpt, (12) 1184-5
- Fed Govt new facilities location in rural-urban areas, FY74, annual rpt, (12) 1004-7
- Fed Govt services and outlays to rural areas, metro and nonmetro counties, FY72, annual rpt, (11) 1594-3
- Housing starts and rehabilitations, Farmers Home Admin, quarterly rpt, (7) 5002-1.1
- Income by farm-nonfarm residence, 1973, advance data, Current Population Rpt, (7) 2546-6.7
- Industrialization of rural areas, problems and trends, 1960-72, (10) 25168-13
- Migrant workers and residents employed in 4 industrialized multicounty Southern areas, 1965-70, (7) 1598-10.4
- Migration patterns and problems, urban-suburban-rural, 1950-60's, HUD-AEC 1969 study, (7) 9108-28
- Poor families by farm-nonfarm and metro-nonmetro residence and region, 1973, advance data, Current Population Rpt, (7) 2546-6.8
- Rural Electrification Admin loans, financial status, and borrower characteristics, FY73, annual rpt, (7) 1244-3
- Students enrollment status and socioeconomic characteristics, Oct 1973 and trends, annual Current Population Rpt, (11) 2546-1.272
- Upward mobility of male household heads in Washington County, Miss, 1971 analysis, (7) 1598-101
- see also Farm income  
 see also Farms and farmland  
 see also Federal aid to rural areas  
 see also Migrant and seasonal workers  
 see also Rural cooperatives  
 see also Rural electrification  
 see also under Urban-Rural in the "Index by Categories"
- Rural cooperatives**  
 Car care center cooperatives in the South, operations in 1972, (12) 1128-13
- Farm Credit Admin bank and credit system operations, summary data, FY74, semiannual rpt, (12) 9262-1
- Farmers Home Admin loans to organizations, families served by race or ethnic group, FY74, annual rpt, (12) 1184-10
- Fruit and vegetable processors operations, 1969 survey, (7) 1128-11
- Investments in farm cooperatives, value, 1940-74, annual rpt, (7) 1544-3
- Rural Electrification Admin co-op loans and loan needs, FY74-78; projected fund financing, FY74-2000; and rural electric systems capital requirements, FY74, (10) 25168-14
- Rural Telephone Program loans and borrower operations and finances, 1973, annual rpt, (7) 1244-2
- Transportation costs of farmer cooperatives, by carrier mode, 1971, (7) 1128-12
- Rural Development Service**  
 Rural areas services and outlays by Fed Govt, metro and nonmetro counties, FY72, annual rpt, (11) 1594-3
- Rural electrification**  
 Co-op loans by REA and loan needs, FY74-78; projected fund financing, FY74-2000; and rural electric systems capital requirements, FY74, (10) 25168-14
- Electric power purchased by REA borrowers 1940-73, annual rpt, (12) 1244-5
- Loan activities, Rural Electrification Program, FY35-74, semiannual rpt, (7) 1242-1
- Loans and borrower characteristics, 1973, REA annual rpt, (7) 1244-1
- Loans, financial status, and borrower characteristics, FY73, REA annual rpt, (7) 1244-3



- Rural Electrification Administration**  
 Electric power purchased by REA borrowers 1940-73, annual rpt, (12) 1244-5  
 Loan activities, Rural Electrification Program, FY35-74, semiannual rpt, (7) 1242-1  
 Loan activities, Rural Telephone Program, FY70-74, semiannual rpt, (7) 1242-2  
 Loans and borrower characteristics, 1973, annual rpt, (7) 1244-1  
 Loans and loan needs of co-ops, FY74-78; projected fund financing, FY74-2000; and rural electric systems capital requirements, FY74, (10) 25168-14  
 Loans, borrower characteristics, and financial status, FY73, annual rpt, (7) 1244-3  
 Rural Telephone Program loans and borrower operations and finances, 1973, annual rpt, (7) 1244-2
- Rural Telephone Bank**  
 Rural Telephone Program loan activities, FY70-74, semiannual rpt, (7) 1242-2  
 Rural Telephone Program loans and borrower operations and finances, 1973, annual rpt, (7) 1244-2
- Russel, Darrell A.**  
 "Fertilizer Alternatives for Ghana", (7) 9808-24
- Russell, Milton**  
 "Energy", (12) 25164-1.2
- Russia**  
 see Soviet Union
- Russian Americans**  
 see also Birthplace
- Ruther, Martin**  
 "Disability Beneficiaries Eligible for Medicare, July 1, 1973", (7) 4746-2.61
- Rutner, Jack L.**  
 "Time Series Analysis of Income and Several Definitions of Money", (12) 9381-1.309
- Ruttenberg, Stanley H.**  
 Statement to Congress on hearings for Energy Transportation Security Act, 1974, (12) 25268-25
- Rwanda**  
 AID capital and technical assistance projects, by field of activity and country, FY72, annual rpt, (12) 7204-5  
 Coinage of nations and world coins; gold and silver production and monetary stocks, by country, 1972, (10) 8204-1.6  
 Economic trends in income, production, employment, prices, and foreign trade, 1974 annual rpt, (11) 2026-3.74  
 Exports of US, detailed commodity by country and world area of destination, 1973, annual rpts, (7) 2424-5  
 Imports of US, detailed commodity weights and values, by country and world area of origin, 1973, annual rpt, (11)(12) 2424-2  
 Loans and grants from US and intl agencies, by program and country, FY46-73, annual rpt, (10) 7204-4
- Rye**  
 see Grains and grain products
- Ryscavage, Paul M.**  
 "Measuring Union-Nonunion Earnings Differences", (12) 6722-1.374
- Sabghir, Aaron**  
 "New Construction Outlook for 1975", (12) 2042-1.308
- Sabry, Zachary I.**  
 "Nutrition Canada", (10) 25588-11
- Safety**  
 see Accidents and accident prevention  
 see Automobile safety devices  
 see Aviation accidents and safety  
 see Marine accidents and safety  
 see Mine accidents and safety  
 see Occupational health and safety  
 see Railroad accidents and safety  
 see Traffic accidents and safety
- Sailors**  
 see Merchant seamen  
 see Military personnel
- Salaries**  
 see Earnings, general  
 see Earnings, local and regional
- Sales promotion**  
 Foreign market analyses for selected US manufactured industrial and scientific products, series, (11) 2026-1  
 see also Market research
- Sales tax**  
 Appalachia local govt tax revenue sources analysis; property, sales, and income tax rates, by State, FY69, (7) 1598-103  
 City govt finances: revenue, expenditures, and holdings, 405 cities, FY73, annual rpt, (7) 2466 2.4  
 Govt finances and employment, Fed, State, and local: historical statistics, 1902-FY72, 1972 Census of Govts, (12) 2460-4  
 Govt finances, Fed, State, and local: detailed revenues by source, expenditures by function, debt, and holdings, 1972 Census of Govts, (11) 2457-5  
 Govt finances, Fed, State, and local: revenues by source and expenditures by function, FY73 annual rpt, (10) 2466-2.5  
 Municipal and township govt finances: revenues, expenditures, indebtedness, and holdings, 1972 Census of Govts, (7) 2457-4  
 State and local tax rates, 1972-73, biennial rpt, (7) 10044-1.11  
 State govt finances: revenues, expenditures, and holdings, FY73, annual rpt, (7) 2466 2.3  
 State tax collections, by detailed type of tax, FY74, annual rpt, (11) 2466-2.1
- Saline water conversion**  
 Energy supply, projected economic and environmental effects at selected dev levels, by region, 1974-85: Project Independence studies, (11) 9307-12
- Salmonella**  
 see Food and waterborne diseases
- Salt Lake City, Utah**  
 Retail trade establishments in major retail centers of SMSA's: number, sales, employment, payrolls, by kind of business, 1972 census series, (12) 2401-1.45
- Salt water conversion**  
 see Saline water conversion
- Salvage**  
 see Also Recycling of waste materials  
 see also Scrap metals
- Samoa**  
 see American Samoa
- Samuels, J. Kenneth**  
 "Cooperative Fruit and Vegetable Processors in the U.S.", (7) 1128-11
- San Antonio, Tex.**  
 Occupational wage survey, 94 SMSA's, 1973-74, individual SMSA annual rpts, (7) 6785-2.15
- San Bernardino, Calif.**  
 Housing supply and demand, HUD local office rpt, Oct 1973, (7) 5146-3.7  
 Population and housing data from 1970 census, organized by computer for San Bernardino County cities and places, Census Use Study series, (12) 2306-6.3
- San Francisco, Calif.**  
 Cancer incidence rates by site of disease, sex, race, and age, 1969-71 survey, (10) 4476-2.10  
 Minority group and women employment, 20 SMSA's, 1972 annual rpt, (12) 9244-2  
 Mortgages, conventional home, interest rates and terms, by type of lender, monthly rpt, (12) 9312-2  
 Occupational wage survey, 94 SMSA's, 1973-74, individual SMSA annual rpts, (7) 6785-2.14  
 Pesticides in San Francisco Bay tributaries, bottom material samples, 1972, (10) 482-1.318  
 see also Federal Reserve Bank of San Francisco
- San Francisco International Airport**  
 Passengers and aircraft operations, 1962-72, (7) 7504-1.4
- San Jose, Calif.**  
 Crime prevalence and characteristics of incidents, victims, and offenders in Dayton, Ohio, and San Jose, Calif, 1970 pilot survey rpt, (7) 6068-31  
 Occupational wage survey, 94 SMSA's, 1973-74, individual SMSA annual rpts, (7) 6785-2.14
- Sander, Kenneth**  
 "Cyclical Sensitivity of OASI Beneficiary Rolls", (7) 4746-11.20
- Sanitary districts**  
 see Special districts
- Sanitary engineering**  
 Govt employment and payrolls by function, 72 SMSA's and large counties, Oct 1973, annual rpt, (11) 2466-1.3  
 see also Plumbing and heating  
 see also Refuse and refuse disposal  
 see also Water pollution  
 see also Water supply
- Santa Barbara, Calif.**  
 Occupational wage survey, 64 SMSA's, 1973-74, individual SMSA annual rpt, (7) 6785-3.6
- Santa Clara County, Calif.**  
 Day care centers supply and demand, Census Use Study resource allocation information system for determining need for social services, Santa Clara County example project, 1974, (10) 2308-24
- Santa Maria, Calif.**  
 Occupational wage survey, 64 SMSA's, 1973-74, individual SMSA annual rpt, (7) 6785-3.6
- Santa Rosa, Calif.**  
 Housing supply and demand, HUD local office rpt, June 1973, (7) 5146-3.12

## Satellites

## Index by Subjects and Names

## Satellites

*see* Communications satellites  
*see* Meteorological satellites

## Saudi Arabia

Agricultural imports, quantity and value, 1965-73, (7) 1522-1.332  
Coinage of nations and world coins; gold and silver production and monetary stocks, by country, 1972, (10) 8204-1.6  
Economic conditions summary data, 17 Near Eastern and North African nations, 1974 rpt, (11) 2026-2.48  
Economic trends in income, production, employment, prices, and foreign trade, July 1974 semiannual rpt, (7) 2026-3.75  
Exports of US, detailed commodity by country and world area of destination, 1973, annual rpts, (7) 2424-5  
Imports of US, detailed commodity weights and values, by country and world area of origin, 1973, annual rpt, (11)(12) 2424-2  
Loans and grants from US and intl agencies, by program and country, FY46-73, annual rpt, (10) 7204-4  
Market potential for US products and marketing info, 12 Near Eastern nations, 1974 rpt, (11) 2028-4  
Mineral industry country review: policies, production, and trade, by commodity, 1972 Minerals Yearbook preprint, (12) 5604-17.37  
Oil refinery capacities and processing intensities, US and major foreign export centers, 1973 with selected data from 1955 and projections to 1977, annual rpt, (7) 9304-2  
OPEC petroleum production and exports to US, by country and product category, 1973, annual rpt, (7) 9304-1  
Trade prospects for US exporters in Near Eastern and South Asian nations, 1974 rpt, (11) 2026-2.41

## Sault Ste. Marie, Mich.

Occupational wage survey, 64 SMSA's, 1973-74, individual SMSA annual rpt, (7) 6785-3.6

## Savannah, Ga.

Occupational wage survey, 94 SMSA's, 1973-74, individual SMSA annual rpts, (7) 6785-2.14

## Savings

Fed credit unions share accounts: number, amount, and distribution by size of account, 1973, annual rpt, (7) 9534-1.1  
Fed home loan banks and savings and loan assns: financial condition and mortgage loan activity, monthly rpt, (12) 9312-1  
Flow of funds accounts, annual tables, Fed Reserve Bulletin, (7) 9362-1.33  
Flows and balance sheet data, saving and loan assns, monthly rpt, (12) 9312-3  
Foreign economic indicators, EC, 5 industrial countries, and US, quarterly rpt, (11) 2012-2  
Gross saving by all sectors, flow-of-funds accounts, 1959 and 1965-73, annual rpt, (10) 9364-3.1  
Savings and investment statements, flow-of-funds accounts, 1959 and 1965-73, annual rpt, (10) 9364-3.2, (10) 9364-3.3, (10) 9364-3.6, (10) 9364-3.7

Savings and loan assns loans, mortgages, assets, and liabilities, monthly rpt, (12) 9312-4  
Western States, Fed Reserve 10th District member bank deposits, loans, investments, and borrowings, monthly rpt, (12) 9381-2  
*see also* Investments

## Savings and loan associations

Assets and liabilities, assns insured by Fed Savings and Loan Corp, 1972-73, annual rpt, (7) 9314-2  
Assets and liabilities, Fed Reserve Bulletin, monthly, (7) 9362-1.10  
Assets and liabilities, selected years 1940-73, annual rpt, (12) 9314-1  
Assets, liabilities, savings flows, mortgages made, monthly rpt, (12) 9312-3  
County Business Patterns: employees, payrolls, and establishments by detailed industry, State, county, and SMSA, 1973, annual rpts series, (7)(10)(11) 2326-6  
Financial condition, and mortgage loan activity, monthly rpt, (12) 9312-1  
General data, Statistical Abstract of US, 1974 annual rpt, (11) 2324-1  
Loans, mortgages, assets, and liabilities, monthly rpt, (12) 9312-4  
Mortgage activity, Fed Reserve Bulletin, monthly, (7) 9362-1.13  
Mortgage loans, HUD quarterly rpt, (7) 5002-1.4  
Mortgages, conventional home, interest rates and terms, by type of lender, monthly rpt, (12) 9312-2  
Savings and investment statements, flow-of-funds accounts, 1959 and 1965-73, annual rpt, (10) 9364-3.2, (10) 9364-3.6  
Taxation of savings and loan assns compared to other financial instns under current and proposed laws, 1972-73, analyses, (12) 25248-16

## Savings bonds

*see* U.S. savings bonds

## Savings insurance

*see* Bank deposit insurance

## Savitt, Harry L.

"Blood Utilization by Hospital Inpatients Under Medicare, 1971 and 1972", (7) 4746-2.62

## SBA

*see* Small Business Administration

## Scanlon, Martha S.

"Changes in Time and Savings Deposits at Commercial Banks, Oct. 1973-Apr. 1974", (7) 9362-1.312

## Scaperlanda, Anthony E.

"Financial Structure of the Foreign Affiliates of U.S. Direct Investors", (10) 2078-3

## Schacht, Robert A.

"Pesticides in the Illinois Waters of Lake Michigan", (12) 9208-35

## Schantz, Radford L.

Energy production and consumption, appendices to congressional testimony, 1974, (12) 25268-24.2

## Schertz, Lyle P.

"World Food: Prices and the Poor", (7) 25588-9

## Schiager, Keith J.

"Analysis of Radiation Exposures on or Near Uranium Mill Tailings Piles", (7) 9232-1.310

## Schlenker, E. D.

"Nutrition and Health of Older People", (7) 25588-12

## Schluter, Gerald

"Combining Input-Output and Regression Analysis in Projection Models: An Application to Agriculture", (12) 1502-3.309

## Schmitt, Raymond

"Pension Reform: The Long, Hard Road to Enactment", (11) 6722-1.370

## Schneider, William J.

"Extent and Development of Urban Flood Plains", (10) 5668-12

## Scholarships

*see* Student aid

## Scholl, Russell B.

"International Investment Position of the U.S.: Developments in 1973", (11) 2702-1.339

## School administration and staff

Elementary and Secondary Education Act title II, acquisition of library and instructional materials, FY71 annual rpt, (12) 4504-7

Elementary and secondary local public school finances: receipts by source, expenditures by type, and Fed funds by program, natl totals and individual school systems, 1969-70, (10) 4584-4

Elementary and secondary public school staff and pupil services available, selected pupil/staff ratios, 1970 survey, (7) 4588-25

Elementary and secondary public schools statistics, 1973 annual rpt, (7) 4584-5

Govt employment and payrolls, Fed, State, and local: by type of local govt and function, State, and county, 1972 Census of Govts, (12) 2455-2

State educational records and rpts, accounting and terminology handbook series, (7) 4666-1

*see also* Educational finance

*see also* School districts

*see also* Teachers

## School buildings

*see* Educational facilities

## School busing

General data, Statistical Abstract of US, 1974 annual rpt, (11) 2324-1

## School desegregation

*see* Discrimination in education

*see* School busing

## School districts

Desegregating school districts, Fed Govt funding under ESAP, by State, FY74, (12) 4508-9

Districts, by State and outlying areas, 1972-73, (7) 4584-5.1

Elementary and secondary local public school finances: receipts by source, expenditures by type, and Fed funds by program, natl totals and individual school systems, 1969-70, (10) 4584-4

Elementary and secondary public schools statistics, 1973 annual rpt, (7) 4584-5

Employment and payrolls by govt function, in 72 major SMSA's, and large counties, Oct 1973, annual rpt, (11) 2466-1.3

Employment and payrolls of counties, municipalities, school and special districts, Oct 1972, Census of Govts, (7) 2455-1  
Govt employment and payrolls, Fed, State, and local: by type of local govt and function, State, and county, 1972 Census of Govts, (12) 2455-2

## Index by Subjects and Names

Govt finances and employment, Fed, State, and local: historical statistics, 1902-FY72, 1972 Census of Govts, (12) 2460-4

Govt finances, Fed, State, and local: detailed revenues by source, expenditures by function, debt, and holdings, 1972 Census of Govts, (11) 2457-5

Labor-management relations in State and local govts: labor organization, policies, work stoppages, by State, 1972 Census of Govts, (11) 2455-3

Public school expenditures, financial support inequalities by State, 1969-70, with selected decennial comparisons since 1939-40, (11) 4568-7

**School dropouts**

General data, Statistical Abstract of US, 1974 annual rpt, (11) 2324-1

High school grads and dropouts, employment status and college enrollment, by sex and race, Oct 1973, (12) 6746-1.168

Occupations of high school graduates and school dropouts, 1959-73, annual rpt, (11) 6724-1.2

Socioeconomic characteristics of students, Oct 1973, Current Population Rpt, (11) 2546-1.272

**School enrollment**

see Educational enrollment

**School finance**

see Educational finance

**School lunch and breakfast programs**

Chartbook, general agricultural data, 1960-74 and selected earlier data, annual rpt, (12) 1504-3

Children eligible and reached, school lunch natl program, Oct 1973 and Mar 1974, semiannual rpt, (12) 1362-7

Elementary and secondary local public school finances: receipts by source, expenditures by type, and Fed funds by program, natl totals and individual school systems, 1969-70, (10) 4584-4

Govt finances, Fed, State, and local: detailed revenues by source, expenditures by function, debt, and holdings, 1972 Census of Govts, (11) 2457-5

Participation and expenditures, USDA child nutrition and family food assistance programs, FY47 and selected years through FY73, (12) 1364-5

Participation, benefits, and Fed outlays, preliminary annual rpt, FY74, (12) 1364-1

Participation, cost, and nutritional content, USDA child nutrition programs, 1969-74, (11) 25168-16

Participation, servings, and money spent, USDA child nutrition programs, revised monthly rpts, July 1972-June 1973, (7) 1368-2

Public and private schools with and without food service programs, number and enrollment, 1973, annual survey, (12) 1364-4

Urban school food service programs, participation, and prices, by city, FY73, annual survey rpt, (12) 1364-3

Welfare recipients income, by program and household characteristics, 100 local areas and natl averages, 1972 survey, (7) 23848-36

**Schools**

see Colleges and universities

see Community colleges

see Land-grant colleges

see terms beginning with School

see terms under Education

**Schroeder, Lonnie D.**

"Distribution of Duck Stamp Sales Within States During Fiscal Years 1962-71", (7) 5508-15

**Schwab, Karen**

"Early Labor-Force Withdrawal of Man: Participants and Nonparticipants Aged 58-63", (7) 4742-1.319

**Schwartz, David S.**

"Report on Pipeline Company Diversification", (10) 25408-12.2

**Schwenk, Albert E.**

"Earnings Differences in Machinery Manufacturing", (7) 6722-1.350

**Science and technology**

Energy supply, projected economic and environmental effects at selected dev levels, by region, 1974-85: Project Independence studies, (11) 9307-2

Fed Govt support for science programs at colleges and universities, FY73, advance summary rpt, (7) 9626-2.37

Fed Govt support for science programs at colleges, universities, and selected nonprofit research instns, FY72, annual rpt, (7) 9624-4

General data, Statistical Abstract of US, 1974 annual rpt, (11) 2324-1

Geothermal energy dev prospects and requirements, 1974-90: Project Independence study, (11) 9307-11

Industry and technological change, employment and productivity impacts by industry, 1960-85, (11) 6828-11

Info analysis centers, Fed-supported, directory, 1974, (11) 26408-2.2

Mineral industry technology, trends and new techniques, individual commodities, 1973 Minerals Yearbook preprints, (12) 5604-15

Mineral industry technology, trends and new techniques, 1972 Minerals Yearbook, (7) 5604-1.4

Mining methods: open-pit mining by commodity, and exploration and development trends by method and State, 1972 Minerals Yearbook, (7) 5604-1.2

Natl Bur of Standards publications, 1973 annual catalog, (11) 2214-1

R&D, Fed Govt funding by function, FY69-75, NSF rpt, (12) 9627-9

Residential devs total energy (waste heat recovery) system use, economic feasibility guidelines, 1973 studies, (11) 5188-5

Science resources, data review series, (12) 9626-1

Solar energy dev prospects and requirements, 1974-85: Project Independence studies, (11) 9307-10

see also Agricultural sciences

see also Astronomy

see also Biological sciences

see also Earth sciences

see also Educational technology

see also Engineers and engineering

see also Environmental sciences

see also International cooperation in science

see also Medicine

see also Physical sciences

see also Psychology

see also Research and development

see also Scientific education

see also Scientists and technicians

see also Social sciences

see also Space programs

see also Technological innovations

see also Zoology

see also terms under Research

**Scientific education**

Educational objectives, natl assessment surveys, narrative rpt series, (10) 4518-1

Fed Govt support for science programs at colleges and universities, FY73, advance summary rpt, (7) 9626-2.37

Fed Govt support for science programs at colleges, universities, and selected nonprofit research instns, FY72, annual rpt, (7) 9624-4

Grad enrollment in sciences, by field of study and sex, 1961-71, (7) 4446-2.14

Grad students enrollment in science and engineering, 1971-73, (7) 9626-2.38

**Scientific research**

see Research

**Scientists and technicians**

Brain drain of scientists, engineers, and physicians from developing countries to US, 1949-72, (11) 21384-2

Employment in doctorate-granting instns, by field of science and sex, 1974, NSF highlights, (10) 9626-2.43

Energy supply labor requirements, by industry and occupation, selected years, 1960-90; Project Independence studies, (12) 9307-14

Fed Govt scientific and technical personnel, by field of science, agency, and sex, 1973, NSF highlights, (10) 9626-2.44

General data, Statistical Abstract of US, 1974 annual rpt, (11) 2324-1

Intl cooperation and exchange programs in science, US participation, funding, and admin, 1960-70, (7) 21388-15

Laboratories operated by or for Fed Govt: costs, space and equipment, personnel, and utilization, June 30, 1972, inventory, (7) 21188-1

R&D industry funds, 1972; employment of scientists and engineers, Jan 1973; and trends, 1953-72, annual rpt, (12) 9624-8

R&D, nonprofit instns employment and expenditures, 1973 preliminary estimates, (7) 9626-2.39

R&D, State agency expenditures and personnel, FY64-73, NSF highlights, (7) 9626-2.41

Science resources, data review series, (12) 9626-1

see also Brain drain

see also under specific scientific disciplines

**Scott, William H.**

"Operating Capital Requirements of Cattle Feeding Industry", (11) 1561-7.306

**Scott, John T., Jr.**

"Problems in Rural Communities After Industry Arrives", (10) 25168-13

**Scott, Kevin M.**

"Sedimentation in the Piru Creek Watershed Southern California", (10) 5666-5.5

**Scotto, Joseph****Scotto, Joseph**

"Preliminary Report: Third National Cancer Survey Payments to Hospitals", (10) 4478-32

**Scrap metals**

Aluminum metal supplies from recovery of domestic and imported scrap, 1960-74, annual rpt, (11) 2042-7

Auto recycling economic factors and models, 1960's technology and implications for govt policy, 1973 study, (11) 5608-21

**Scullen, James R.**

"China Pushes Fertilizer Output to Reduce Its Big Imports", (11) 1922-2.344

**Sea pollution**

*see* Marine pollution

**Seafood**

*see* Fish and fishing industry

*see* Shellfish

**Seamen**

*see* Merchant seamen

**Searing, Marjory E.**

"Education and Economic Growth: The Postwar Experience in Hungary and Poland", (7) 23848-28.2

"Quantitative Assessment of U.S. Constraints on Trade with Eastern Europe and the USSR", (7) 23848-28.3

**Sears, Horace E.**

"World Grain Trade Statistics, 1950-51/1972-73", (10) 1926-1.56

**Seashores**

Marine research projects, descriptive catalog, 1973, (11) 12368-1

Oil-spills and other polluting incidents in US waters, 1973, annual rpt, (12) 7404-3

*see also* National park system

**Seasonal workers**

*see* Migrant and seasonal workers

**Seattle-Tacoma International Airport**

Passengers and aircraft operations, 1962-72, (7) 7504-1.4

**Seattle, Wash.**

Housing supply and demand, HUD local office rpt, Apr 1974, (10) 5146-3.13

Indian health care problems: services, facilities, manpower, and funding, 1974 Senate rpt, (12) 25448-21

Minority group and women employment, 20 SMSA's, 1972 annual rpt, (12) 9244-2

Mortgages, conventional home, interest rates and terms, by type of lender, monthly rpt, (12) 9312-2

Occupational wage survey, 94 SMSA's, 1973-74, individual SMSA annual rpts, (7) 6785-2.15

**SEC**

*see* Securities and Exchange Commission

**Secondary education**

*see* Elementary and secondary education

**Secrecy in government**

*see* Government information

**Secret Service**

*see* U.S. Secret Service

**Securities**

Airline industry officers and directors salaries and security holdings, by carrier, 1973, annual rpt, (12) 9144-15

Chartbook, historical financial and business statistics, Fed Reserve 1974 annual rpt, (10) 9364-2.5

Corporate ownership and control, disclosure of stock or debt held by financial instns, 1974 hearings, (10) 25408-12

County Business Patterns: employees, payrolls, and establishments by detailed industry, State, county, and SMSA, 1973, annual rpts series, (7)(10)(11) 2326-6

Court cases, civil and criminal: Fed district, appeals, and special courts, FY74 and selected 1960-70's data, annual rpt, (12) 18204-2

Fed Reserve System operations and structure, 1974 rpt, (12) 9368-20

General data, Statistical Abstract of US, 1974 annual rpt, (11) 2324-1

Industrial stock indices and long-term bond yields, US and selected foreign countries, Fed Reserve weekly chartbook, (7) 9365-1.5

Issues and purchases, corporate and foreign bonds and corporate equities, flow-of-funds accounts, 1959 and 1965-73, annual rpt, (10) 9364-3.3, (10) 9364-3.7

Margin requirements on and financing for purchases; stock and bond prices and yields, Fed Reserve Bulletin, monthly, (7) 9362-1

Municipal and township govt finances: revenues, expenditures, indebtedness, and holdings, 1972 Census of Govts, (7) 2457-4

Ownership of stocks: distribution and characteristics, 1958-71 trends, Survey of Current Business article, (12) 2702-1.350

Small investors characteristics and attitudes, 1971-72, NYSE study; brokerage firm costs and proposed rate increase, 1973, (7) 21508-23

Western States, Fed Reserve 10th District member bank deposits, loans, investments, and borrowings, monthly rpt, (12) 9381-2

*see also* Foreign investments

*see also* Government securities

*see also* Mortgages

*see also* Municipal bonds

*see also* Public debt

*see also* Stock brokers

**Securities and Exchange Commission**

Data banks maintained by Fed depts and agencies, info collected and access, Senate Judiciary Committee survey, 1970-74, (11) 25528-20.6

Employee training, Fed Govt civilian, 31 agencies, US Civil Service Commission annual rpt, FY73, (7) 9844-12.2

Employees, Fed Govt civilian, by geographic location, dept and agency, and pay system, 1972, annual rpt, (11) 9844-8

Union recognitions, agreements, and membership, Fed employees, Nov 1973, annual rpt, (7) 9844-14

Workload and independence of regulatory commissions, analysis; budget and personnel requests and appropriations history, FY72-75, (11) 25408-13

**Securities exchange**

*see* Stock exchanges

**Sedatives**

Characteristics of drug use and users, 1972-74 Project DAWN rpts, (12) 6286-2

**Seeds**

Crop forecasts, 1972-74, annual releases series, (7)(10) 1621-19

Exports and imports of US, by country and commodity, FY73-74, annual rpt, (12) 1524-1

Exports of US, detailed commodity by country and world area of destination, 1973, annual rpts, (7) 2424-5

Production, acreage, and prices, revised and preliminary data, 1971-74, annual summary rpt and periodic releases series, (7) 1621-17

Reclamation: Fed Govt land and water resources dev programs utilization of acquired land, by region, project, and crop, 1973 annual rpt, (11) 5824-1.2  
*see also* Oils, oilseeds, and fats

**SeEVERS, Gary L.**

"General Economic Outlook", (12) 25164-1.1

**Segregation**

*see* Discrimination in education

*see* Discrimination in housing

*see* School busing

**Selective service**

Court cases, civil and criminal: Fed district, appeals, and special courts, FY74 and selected 1960-70's data, annual rpt, (12) 18204-2

Post-secondary education and training plans, of 1972 high school seniors, natl longitudinal study, (11) 4586-1.3

Prisoners in Fed instns, characteristics, offenses, admissions, discharges, and parole decisions, FY73, (11) 6244-1

Probationers under Fed supervision, age, record, and offense, 1968 and 1973, (7) 18208-1

Registrant and induction data, 1974 and selected historical data, semiannual rpt, (11) 9742-1

*see also* Conscientious objectors

*see also* Voluntary military service

**Selective Service System**

Data banks maintained by Fed depts and agencies, info collected and access, Senate Judiciary Committee survey, 1970-74, (11) 25528-20.6

Employees and pay structure, Fed Govt civilian, by dept and agency, 1973, annual rpt, (12) 9844-6

Employees, Fed Govt civilian, by geographic location, dept and agency, and pay system, 1972, annual rpt, (11) 9844-8

Registrant and induction data, and local board minority representation, 1974 and selected historical data, semiannual rpt, (11) 9742-1

Union recognitions, agreements, and membership, Fed employees, Nov 1973, annual rpt, (7) 9844-14

**Self employed**

Agribusiness and agriculture related occupation classifications and 1970 employment data, Natl Agribusiness Manpower Project series, (7)(12) 1546-1

Congressional districts of States redistricted for 94th Congress, population and housing data from 1970 census, State rpt series, (7) 2326-5

Employed persons, by class of worker and selected other characteristics, 1950-72, annual rpt, (11) 6724-1.2

Employment situation, earnings, and hours, monthly press release, (10) 6742-5

Farm population size, employment, and demographic characteristics, 1970 and Apr 1973, annual rpt, (7) 2544-1

Farm workers and self-employed farmers under OASDHI, 1951-71, SSA annual rpt, (7) 4744-3.5

Multiple jobholdings, by industry, occupation, class of worker, and hours worked, 1972-73, (7) 6746-1.166

Poor, detailed socioeconomic characteristics of population below poverty level, 1966-73, Current Population Supplementary Rpt, (7) 2546-6.10

Social security coverage and earnings of self-employed physicians, 1967-70, (11) 4746-11.31

**Selma, Ala.**

Occupational wage survey, 64 SMSA's 1973-74; 105 SMSA's 1974-75, individual SMSA annual rpt, (12) 6785-3.8

**Senate**

Salaries, expenses, and contingent fund; disbursements, detailed listings, FY74 Senate Secretary semiannual rpt, (12) 25922-1

*see also* Senate Documents

*see also* under names of specific committees, beginning with Senate and Joint

**Senate Aging Committee**

Budget requests for programs for aging, FY74-75 comparisons, (7) 25148-5

Nursing home problems, congressional study introductory rpt, 1974, (12) 25146-1

**Senate Agriculture and Forestry Committee**

Child nutrition programs of USDA, participation, costs, and nutritional content, 1969-74, (11) 25168-16

Energy use in food and fiber production, processing, and marketing, 1971-73 and projected 1980, (11) 25168-15

Fertilizer supply and demand, trade, and export contracts, 1974 outlook for US, 3 analyses, (7) 25168-12

Outlook, natl annual agricultural conf papers, 1975, (12) 25164-1

Rural Electrification Admin co-op loans and loan needs, FY74-78; projected fund financing, FY74-2000; and rural electric systems capital requirements, FY74, (10) 25168-14

Rural industrialization, 1960-72, regional and industry trends and problems, (10) 25168-13

**Senate Banking, Housing and Urban Affairs Committee**

Consumer Price Index planned revision and expansion, 1974 hearing, (10) 25248-14

Energy crisis effect on industries with many small businesses, and on leisure activity industries, 1974 hearings, (12) 25248-15

Industry financial problems in relation to controls, inflation, and pollution, 1950s-73, oversight hearings, (7) 25248-12

Minority and disadvantaged business set-aside procurement, and other procurement, by Fed agency, FY72-74, (7) 25248-13

Taxation of savings and loan assns compared to other financial instns under current and proposed laws, 1972-73, analyses, (12) 25248-16

**Senate Commerce Committee**

Continental shelf oil and gas dev, Natl Ocean Policy Study staff rpt on possible impacts, 1974, (12) 25268-26

Energy industry regulation 1974 hearings appendix; data on industry concentration, production, and consumption, (12) 25268-24

Foreign fishing off US Northwest coast, by country and type of fish, 1973 and earlier comparisons 1960-73, 1974 hearings, (12) 25268-22

Lead as airborne health hazard, levels in environment and blood, 1968-73, EPA position paper, (10) 25268-21

North Sea oil and gas dev by UK, problems and production estimates, 1974 staff rpt to Congress, (12) 25268-27

Petroleum import cargo preference for US vessels, estimated costs and balance of payments effects, hearings 1974, (12) 25268-25

**Senate District of Columbia Committee**

Auto insurance rates relationships to lower speeds, smaller cars, accident rates, and claim settlement costs, industry rpts, 1974 hearings, (7) 25308-1

**Senate Documents**

Natl forests, land purchases and exchanges, FY1910-73, annual rpt, (7) 25924-1

Senate salaries, expenses, and contingent fund disbursements, detailed listings, FY74, Senate Secretary semiannual rpt, (12) 25922-1

**Senate Finance Committee**

Canada-US automotive trade, production, sales, prices, and employment, 1965-73, annual rpt, (12) 25364-1

Child care facilities, funding, and working mother arrangements, including WIN program participants, varying years, 1960-75, (11) 25368-2

Developing countries basic GNP, energy consumption, population, and trade data, 1971-72, for 117 countries, (12) 25368-30

Energy industries, possible fiscal and gov't measures to stimulate production, 1973-74, (7) 25368-24

Eximbank credits granted to USSR, by project, Soviet buyer, and US contractor as of Feb 1974; and summary data for all Communist nations, 1963-74, (10) 25368-23

Public debt total, by category, per capita, ratio to GNP, and adjusted for inflation, 1900-73, debt limit hearing, (10) 25368-29

**Senate Foreign Relations Committee**

Libya oil companies Tripoli Agreement chronology, 1955-71, and selected operating and production statistics, 1969-72, (10) 25388-5

**Senate Government Operations Committee**

Cars and aircraft, cost of operating privately owned vehicles, studies to determine Fed employees mileage allowances, 1974, (12) 25408-15

Corporate ownership and control, disclosure of stock or debt held by financial instns, 1974 hearings, (10) 25408-12

Energy consumption mix by fuel and sector, 1973; and production requirements, 1985; new plant construction lead times, by type of facility, 1973, (7) 25408-11

Gas tax revenues lost from energy crisis allocations, by region and State, 1974, (12) 25408-14

Regulatory commissions workload and independence analysis; budget and personnel requests and appropriations history, FY72-75, (11) 25408-13

Shortages of fuel, extent and causes of Dec 1973-Jan 1974 situation, hearings, (7) 25408-10

Shortages of materials in key industries, series of analyses, 1974, (11) 25406-1

**Senate Interior and Insular Affairs Committee**

Competition and concentration among petroleum and natural gas producers and pipelines, 1974 hearings, (10) 25448-25

Competition and concentration among petroleum producers; production, market shares, and US exploratory well successes, 1974 hearings, (12) 25448-29

Corporate profits measurement, definitions and problems in petroleum industry, with examples from 1973 Standard Oil of Calif rpt, (10) 25448-24

Electric utilities sales, kwh use per customer, revenues, and fuel use, 1935-71; and stock equity and dividend ratios, 1968-73, (7) 25448-22

Fossil fuel reserves, discovery and production cycles, US and world areas, 1972 estimates produced by differing methodologies, (7) 25448-23

Indian health care problems: services, facilities, manpower, and funding, 1974 Senate rpt, (12) 25448-21

Outdoor recreation rpts compilation on participation, resource supply and demand, economic factors, and management, 1960s and projected, (11) 25448-27

Well drilling on Fed lands, leases, and legislative review, 1970-73, (10) 25448-26

**Senate Judiciary Committee**

Auto industry history of growth and concentration, 1900-72; proposal for industry reorganization, 1974 analysis, (12) 25528-21

Data banks maintained by Fed depts and agencies, info collected and access, Senate Judiciary Committee survey, 1970-74, (7)(11) 25528-20

Life insurance industry hearings, Feb 1973, (7) 25528-19

Weapons systems and troop strength, comparison of USSR, Warsaw Pact Nations, and NATO, 1973-74, (11) 25528-22

**Senate Labor and Public Welfare Committee**

Children's charities funds collection, benefits distributed and Fed-State regulation, 1974 hearing, (11) 25548-35

Health professions education costs and Fed Gov't aid funding under past and proposed acts FY71-74; physician supply, distribution and licensing, by State, 1960's-72: 1974 Senate rpt, (11) 25548-36

**Senate Nutrition and Human Needs Committee, Select**

Economic benefits from eliminating malnutrition, 1969 analysis, (7) 25588-13

- Nutrition policy study hearings: part 1 on world famine situation, with developing countries population projections to year 2100, (12) 25588-14
- Nutrition research potential benefits, Fed programs and projects, and Canada survey, 1974 compilation, (10) 25588-11
- Nutritional habits and problems of population special groups, 1974 compilation of articles, (7) 25588-12
- Obesity, relationship to disease and mental disorder, 1974 compilation of articles, (10) 25588-10
- World food situation 1960s-73 trends, and prospects for 1980-85, preliminary rpt, (7) 25588-9
- Senate Public Works Committee**  
 Auto emissions and air pollution: relationships, measurement, health effects, and control costs and benefits, 1974, (11) 25648-16
- EPA R&D Office, management and organization FY69-75, (11) 25648-17
- Senate Small Business Committee, Select**  
 Business firms, financial and employment size classes and legal organization, 1958-70, IRS and Census data analysis, by industry, (10) 25728-3
- Senate Veterans Affairs Committee**  
 Medical facility sharing, VA and other Fed, State, and community hospitals, annual rpt, FY74, (11) 25764-1
- VA hospitals medical care quality evaluation and needed staff, equipment and structures, by facility, 1974 VA study, (12) 25768-10
- Senegal**  
 Africa, Sahel area, drought, famine and relief operations, as of June 1974, (11) 7208-3
- AID capital and technical assistance projects, by field of activity and country, FY72, annual rpt, (12) 7204-5
- Economic trends in income, production, employment, prices, and foreign trade, 1974 annual rpt, (11) 2026-3.76
- Exports of US, detailed commodity by country and world area of destination, 1973, annual rpts, (7) 2424-5
- Fish catch, fleet, imports and exports, 1960-70, foreign fisheries rpt, (7) 2166-8.14
- Imports of US, detailed commodity weights and values, by country and world area of origin, 1973, annual rpt, (11)(12) 2424-2
- Loan repayment status by program and country, AID and predecessor agencies, June 1974, semiannual rpt, (10) 7202-2
- Loans and grants from US and intl agencies, by program and country, FY46-73, annual rpt, (10) 7204-4
- Senior citizens**  
*see* Aged and aging
- Sentences, criminal procedure**  
 Criminal justice statistics: employment and expenditures; crimes, criminals, and arrests; courts and correction and public attitudes, 1960's-73 annual compilation, (7) 6064-6
- Prisoners in Fed instns, characteristics, offenses, admissions, discharges, and parole decisions, FY73, (11) 6244-1
- Probationers under Fed supervision, age, record, and offense, 1968 and 1973, (7) 18208-1  
*see also* Capital punishment  
*see also* Pardons  
*see also* Parole and probation
- Senti, F. R.**  
 "Nutrition Awareness in the USDA", (10) 25588-11
- Separation of powers**  
*see also* Congressional-executive relations
- Serrano, Francisco**  
 "Oil Revenue to Finance Ecuador's Livestock Imports", (10) 1922-2.342
- Service academies**  
*see* Military service academies
- Service Corps of Retired Executives**  
 ACTION domestic programs and volunteers June 1974, semiannual rpt, (7) 9022-1
- Service industries**  
 Census of Selected Service Industries, 1972: establishments, employment, receipts, and payroll, final State rpts, 1972 census, (7)(10)(11)(12) 2391-1
- Census of Selected Service Industries, 1972: establishments, employment, receipts, and payrolls general data, preliminary State rpts, (7) 2390-1
- Collective bargaining agreements, 1000 workers or more, provisions and characteristics, 1973 annual rpt, (7) 6784-11
- County Business Patterns: employees, payrolls, and establishments by detailed industry, State, county, and SMSA, 1973, annual rpts series, (7)(10)(11) 2326-6
- Employment and output projections, 1980 and 1985, by detailed industry and occupation, and 1959-72 base data, (7) 6728-4
- Employment and wages of workers covered by State unemployment insurance laws and Fed employees unemployment compensation, quarterly rpt, (7) 6742-11
- Employment situation, earnings, and hours, monthly press release, (10) 6742-5
- General data, Statistical Abstract of US, 1974 annual rpt, (11) 2324-1
- Income tax returns of businesses: income, expense, and tax data, by selected industries, 1972, annual preliminary rpt, (11) 8304-6
- Injuries and illnesses in private nonfarm industries, by detailed industry, 1972, annual rpt, (10) 6844-1
- Input-output structure of US economy, detailed interindustry transactions, full basic tables, 1967, (7) 2708-17
- Market analysis data sources for retail and wholesale trade and selected service industries, 1974 bibl, (12) 2048-23.1
- Mergers and acquisitions, economic characteristics of companies involved, by industry, 1967-71, (12) 2326-2.4
- Metro areas, Fed Admin Regions, and States: selected general data, 1974 annual reprint, (11) 2324-3
- Minority-owned firms: number, receipts, and employees, by industry, State, county, SMSA, and city, 1972 Survey of Minority-owned Business, (12) 2328-5
- Production and marketing outlook, by industry, trends 1967-74 and projected 1975-80, annual rpt, (11) 2044-1
- Projected population, income, employment, and production (series E projections); for US, water resources regions, and States, 1980-2020 with selected historical comparisons, (11) 17708-4
- Technological change and impact on productivity and employment, by industry, 1960-85, (11) 6828-11  
*see also* Accounting and auditing  
*see also* Advertising  
*see also* Agricultural industries  
*see also* Automobile repair  
*see also* Barber and beauty shops  
*see also* Child day care  
*see also* Health facilities and services  
*see also* Hotels and motels  
*see also* Information services  
*see also* Labor unions  
*see also* Laundry and cleaning services  
*see also* Legal aid and services  
*see also* Motion pictures  
*see also* Museums  
*see also* Nonprofit organizations and foundations  
*see also* Public administration  
*see also* Rental industries  
*see also* Education and terms beginning with Educational  
*see also* under Industry in the "Index by Categories"
- Servicemen's life insurance programs**  
 SGLI program, income, expenses, and mortality experience by branch of service, 1965-74, annual rpt, (11) 9924-3
- Set-aside programs**  
*see* Agricultural quotas and price supports  
*see* Defense contracts and procurement  
*see* Small business
- Sewage disposal**  
*see* Refuse and refuse disposal
- Sex**  
*see* under Sex in the "Index by Categories"
- Sexual sterilization**  
 Family planning programs and studies, bimonthly digest articles, (12) 4272-1
- Laws and policies relating to family planning: Fed and State provisions, Sept 1971, with 1973 addendum, (12) 4278-1
- Vasectomies refused by physicians and clinics and reasons for refusal, 1969-71, (10) 4102-1.338
- Seychelles**  
 AID capital and technical assistance projects, by field of activity and country, FY72, annual rpt, (12) 7204-5
- Coinage of nations and world coins; gold and silver production and monetary stocks, by country, 1972, (10) 8204-1.6
- Loans and grants from US and intl agencies, by program and country, FY46-73, annual rpt, (10) 7204-4
- Shannon, L. J.**  
 "Feasibility of Emission Standards Based on Particle Size", (7) 9198-27
- Sharples, Jerry A.**  
 "Farm Characteristics, Production, and Land Resources, by Production Areas of the North Central Region", (7) 1598-105
- "Shifts in Cropland Use in the North Central Region", (12) 1502-3.310
- Shaw, Dale L.**  
 "Costs of Building and Operating Rice Drying and Storage Facilities in California, 1973", (12) 1568-153

## Index by Subjects and Names

**Shay, Robert P.**

- "Impact of State Legal Rate Ceilings Upon the Availability and Price of Consumer Installment Credit", (11) 15598-2.14
- "Preliminary Model Specifications for the Automobile Credit Market", (11) 15598-2.10
- "Preliminary Model Specifications for the Other Consumer Goods Credit Market", (11) 15598-2.12
- "Preliminary Model Specifications for the Personal Loan Market", (11) 15598-2.9

**Sheep**

*see* Livestock and livestock industry

**Sheifer, Victor J.**

- "New Measures of Wage-Rate Change", (12) 6722-1.375

**Shellfish**

- Fish landings and processing, by detailed species and value, annual regional rpts series, (7)(12) 2166-3
- Fish landings, men and gear employed, and seafood production: detailed species and value, by State, 1971, annual rpt, (11) 2164-2
- Foreign fishing industry: catches, fleet, exports and imports, 1974 country rpts series, (7) 2166-10
- Foreign fishing industry catches, fleets, exports and imports, 1972 country rpts series, (7) 2166-8
- Foreign fishing industry catches, fleets, exports and imports, 1973 country rpts series, (7) 2166-9
- Foreign fishing industry catches, fleets, exports and imports, 1974 country rpts series, (10) 2166-10
- Lobster commercial fishing along Maine coast, catch size and value, equipment and labor, 1966-70 study, (11) 2168-13
- Lobster industry: earnings, production, demand, and trade, 1947-73, (10) 2166-2.9
- Marine research projects, descriptive catalog, 1973, (11) 12368-1
- Price spreads and cost analysis at different marketing levels, 1974 study, (11) 2168-15
- Processed fishery products, production and trade, each species and form, annual rpts, (7)(12) 2166-6
- Shrimp fishing area and depth for each species and size landed at Gulf ports, 1973, annual summary, (7) 2166 4.17
- Shrimp landings by State and month, species and size, 1973, annual summary, (7) 2166-4.16
- State fish landings by detailed species and value, monthly rpts and annual summaries series, (7)(12) 2166-4
- Vietnam fishery industry production and demand, 1960-73 with 1980 projections, (7) 1536-1.20
- see also* Fish and fishing industry
- Sherman, Sally R.**
- "Labor Force Status of Nonmarried Women on the Threshold of Retirement", (7) 4742-1.320
- Sherwood, Mark K.**
- "Retired Couple's Budgets Updated to Autumn 1973", (10) 6722-1.369

**Shields, John T.**

- "Review and Analysis of the Fertilizer Situation in Latin America", (7) 9808-25

**Shigella**

*see* Food and waterborne diseases

**Shipbuilding and operating subsidies**

- Construction, merchant fleet size, and employment, merchant marine monthly rpt, (10) 2122-2
- Shipping industry productivity, and impact of subsidies, containerization, and trade route competition, 1966-70, (10) 2128-12

**Ships and shipping**

- Commodity Transportation Survey, 1972: shipments of manufactured commodities by transportation mode and region of origin and destination, (10)(11)(12) 2575-1
- Commodity Transportation Survey, 1972: shipments of printing and publishing industry products, by transport mode and region of origin, (11) 2575-4
- Construction, merchant fleet size, and employment, merchant marine monthly rpt, (10) 2122-2
- Costs and revenues, inventory, performance, and pollution effects, 1962-72, annual natl transportation summary rpt, (10) 7304-2
- County Business Patterns: employees, payrolls, and establishments by detailed industry, State, county, and SMSA, 1973, annual rpts series, (7)(10)(11) 2326-6
- Domestic waterborne commerce between and within geographical trade areas, by commodity and vessel type, 1965-72, (10) 2128-13
- Domestic waterborne shipping market analysis and fleet characteristics; and cargo carried comparisons with other transportation modes, 1974 Maritime Admin study, (10) 2128-14
- Exports and imports of US, by detailed SIC commodity and world area of origin/destination, 1973, annual rpt, (12) 2424-6
- Exports of US commodities by country of destination and method of transportation, 1973 detailed annual rpts, (7) 2424-5
- Fed Maritime Commission, management and enforcement activities, and industry highlights, FY73 annual rpt, (11) 9334-1
- Fish landings, vessels, fishermen, and gear employed, 1972, annual regional rpts series, (7)(12) 2166-3
- Fishing craft, each size and type, and catch, 1970 annual rpt, (11) 2164-2
- Freight and passenger revenues and traffic, by US region and water carrier company, June 1974, semiannual rpt, (7)(11) 9482-9
- Fresh produce exports from Western US coast to 6 European countries, analysis of distribution system, 1967-72, (7) 1548-56
- Great Lakes ice cover and freezing degree day accumulations, winter 1972-73, annual rpt, (11) 2174-5
- Imports of US commodities by country of origin and method of transportation, 1973 detailed annual rpt, (11)(12) 2424-2

- Imports of US, detailed commodity weights and values, by country of origin, monthly rpt, (11) 2422-2
- Injuries and illnesses in shipbuilding industry, 1972, annual rpt, (10) 6844-1
- Inventory of active merchant fleet and US reserve fleet, June 1974 semiannual rpt, (11) 2122-3
- Mergers and acquisitions, economic characteristics of companies involved, by industry, 1967-71, (12) 2326-2.4
- Occupational composition, ship and boat building and repairing industry, June 1971, (7) 6746-4.17
- Petroleum import cargo preference for US vessels, estimated costs and balance of payments effects, hearings 1974, (12) 25268-25
- Productivity in shipping industry, and impact of subsidies, containerization, and trade route competition, 1966-70, (10) 2128-12
- Rates charged, US and foreign flag vessels, by vessel name, commodity, and country, 1969-73, (12) 25268-25
- Shipbuilding and repairing industry establishments, employment, production, and specialization, final industry rpt, 1972 Census of Manufactures, (12) 2493-1.75
- Shipbuilding costs, geographic differences within US, annual rpt, 1974, (7) 2124-1
- Vessels engaged in US foreign trade, entrances and clearances of US customs, 1973 annual rpt, (10) 2424-7
- see also* Boats and boating
- see also* Freight
- see also* Harbors and ports
- see also* Inland water transportation
- see also* Marine accidents and safety
- see also* Naval vessels
- see also* Navigation
- see also* Nuclear-powered ships
- see also* Passenger ships
- see also* Shipbuilding and operating subsidies
- see also* Tanker ships
- Shiskin, Julius**
- "Updating the Consumer Price Index, An Overview", (7) 6722-1.346
- Shoe industry**
- County Business Patterns: employees, payrolls, and establishments by detailed industry, State, county, and SMSA, 1973, annual rpts series, (7)(10)(11) 2326-6
- Exports and imports of US, by detailed SIC commodity and world area of origin/destination, 1973, annual rpt, (12) 2424-6
- Exports of US, detailed commodity by country and world area of destination, 1973, annual rpts, (7) 2424-5
- Ice skates, imports and tariff reductions effect on domestic industry, Tariff Commission investigations under 1962 Trade Expansion Act; production, trade, price, and domestic industry employment and profit/loss data, Feb 1965, (10) 9886-3.9
- Imports and tariff reductions effect on domestic nonrubber footwear industry, Tariff Commission investigations under 1962 Trade Expansion Act; production, trade, price, and domestic industry employment and profit/loss data, Jan 1971, (10) 9886-3.18

## Shoe industry

## Index by Subjects and Names

- Imports of US, detailed commodity weights and values, by country and world area of origin, 1973, annual rpt, (11)(12) 2424-2
- Imports of US, detailed commodity weights and values, by country of origin, monthly rpt, (11) 2422-2
- Mergers and acquisitions, economic characteristics of companies involved, by industry, 1967-71, (12) 2326-2.4
- Occupational composition, nonrubber footwear industry, May 1971, (12) 6746-4.113
- Retail trade establishments employment, sales, and payroll, final State rpts, 1972 census, (7)(10)(11)(12) 2397-1
- Retail trade establishments in major retail centers of SMSA's: number, sales, employment, payrolls, by kind of business, 1972 census State rpts series, (11)(12) 2401-1
- Shopping centers**  
Retail trade establishments in major retail centers of SMSA's: number, sales, employment, payrolls, by kind of business, 1972 census State rpts series, (11)(12) 2401-1
- Shreveport, La.**  
Occupational wage survey, 64 SMSA's, 1973-74, individual SMSA annual rpt, (7) 6785-3.6
- Sickle cell anemia**  
Nat'l Heart and Lung Inst, organization, disease data, funds and recipients, FY73 and trends, (10) 4478-5
- Sickness**  
*see* Disabled persons  
*see* Diseases and disorders  
*see* Hospitalization
- Sierra Club**  
Energy conservation and efficient use, 1973 hearings, (7) 21408-13
- Sierra Leone**  
AID capital and technical assistance projects, by field of activity and country, FY72, annual rpt, (12) 7204-5
- Background notes, summary social and economic data, 1974, (7) 7006-2.127
- Coinage of nations and world coins; gold and silver production and monetary stocks, by country, 1972, (10) 8204-1.6
- Economic trends in income, production, employment, prices, and foreign trade, 1974 annual rpt, (7) 2026-3.77
- Exports of US, detailed commodity by country and world area of destination, 1973, annual rpts, (7) 2424-5
- Fish catch, fleet, imports and exports, 1961-70, foreign fisheries rpt, (7) 2166-8.13
- Imports of US, detailed commodity weights and values, by country and world area of origin, 1973, annual rpt, (11)(12) 2424-2
- Loans and grants from US and intl agencies, by program and country, FY46-73, annual rpt, (10) 7204-4
- Mineral industry country review: policies, production, and trade, by commodity, 1972 Minerals Yearbook preprint, (12) 5604-17.53
- Silk**  
Occupational composition, synthetic and silk weaving mills industry, Apr 1971, (12) 6746-4.106
- Silver**  
Bureau of Mint transactions, receipts and issues, FY34-71, (11) 8208-3
- Coin production, and gold and silver stocks in US and foreign countries, FY73, annual rpt, (10) 8204-1
- Jewelry industry establishments, employment, production, and specialization, final industry rpt, 1972 Census of Manufactures, (10) 2493-1.78
- Minerals, mineral fuels, metals and nonmetals, industry review by commodity, State, and world, 1972 yearbook, (7) 5604-1.4
- Occupational composition, jewelry, silverware, and plated ware industry, Apr 1971, (7) 6746-4.23
- Silverware and plated ware industry establishments, employment, production, and specialization, final industry rpt, 1972 Census of Manufactures, (10) 2493-1.78
- World mints coinage, and gold and silver production, by country, 1972, (11) 8204-2  
*see also* Coins and coinage
- Silverberg, Marjorie M.**  
"Nutrition Research and Community Service Among Native American Populations", (7) 25588-12
- Silverman, Leslie J.**  
"Staffing Characteristics of Elementary and Secondary Schools, Spring 1970", (7) 4588-25
- Simi Valley, Calif.**  
Occupational wage survey, 64 SMSA's, 1973-74, individual SMSA annual rpt, (7) 6785-3.6
- Simoes, Geraldo F.**  
"Northeast Brazil Trying to Match Economic Growth Rate of South", (11) 1922-2.347
- Simpson, R. E.**  
"Radionuclides in Foods: Monitoring Program", (12) 9232-1.317
- Sims, Laura S.**  
"Nutritional Status of Preschoolers", (7) 25588-12
- Singapore**  
Coinage of nations and world coins; gold and silver production and monetary stocks, by country, 1972, (10) 8204-1.6
- Exports of US, detailed commodity by country and world area of destination, 1973, annual rpts, (7) 2424-5
- Imports of US, detailed commodity weights and values, by country and world area of origin, 1973, annual rpt, (11)(12) 2424-2
- Loans and grants from US and intl agencies, by program and country, FY46-73, annual rpt, (10) 7204-4
- Mineral industry review: policies, production, and trade, by commodity, 1972 Minerals Yearbook preprint, (12) 5604-17.74
- Oil refinery capacities and processing intensities, US and major foreign export centers, 1973 with selected data from 1955 and projections to 1977, annual rpt, (7) 9304-2
- Trade prospects for US exporters in 10 nations of Far East and Oceania, 1974 rpt, (7) 2026-2.40
- Singleton, Cary B., Jr.**  
"Basic Agricultural Resources of Kenya", (7) 1528-70
- Sinkey, Joseph F., Jr.**  
"Multivariate Statistical Analysis of the Characteristics of Problem Banks", (7) 9296-2.4
- "Problem Banks: Identification and Characteristics", (7) 9296-2.3
- Sioux Falls, S.Dak.**  
Occupational wage survey, 94 SMSA's, 1973-74, individual SMSA annual rpts, (7) 6785-2.14
- Skin diseases**  
Chronic prevalence and impact, 1969 Health Interview Survey, (11) 4147-10.92
- Skinner, Snider W.**  
"Rains Come to the Sahel But Massive Famine Relief Continues", (10) 1922-2.341
- Skold, Melvin D.**  
"Forage Requirements to Meet Future Meat Production Demands", (7) 1561-7.303
- Skolnik, Alfred M.**  
"Pension Reform Legislation of 1974", (12) 4742-1.327
- "Workmen's Compensation Under Scrutiny", (10) 4742-1.322
- Skyjacking**  
*see* Air piracy
- Slater, Richard K.**  
"Determination of Auto Finance Income of Retailers", (11) 15598-2.11
- Sloggett, Gordon**  
"Evaluating the Upstream Watershed Protection and Flood Prevention Program: Arkansas-White-Red Water Resource Region", (7) 1588-21
- Slum clearance**  
*see* Urban renewal
- Small business**  
Assistance and loans provided by SBA, 1973, annual rpt, (12) 9764-1
- Business firms, financial and employment size classes and legal organization, 1958-70, IRS and Census data analysis, by industry, (10) 25728-3
- Crime victims, offense and losses, 1967-68 survey, (7) 6064-6.3
- Defense R&D contracts, top 500 contractors with DOD, FY74, annual rpt, (12) 3544-4
- Energy crisis effect on industries with many small businesses, and on leisure activity industries, 1974 hearings, (12) 25248-15
- Minority and disadvantaged business set-aside procurement, and other procurement, by Fed agency, FY72-74, (7) 25248-13
- NASA contract awards, by contract and contractor characteristics, July-Dec, 1973, annual supplementary rpt, (7) 9504-8
- Small Business Investment Companies, financial condition, income and expenses, Mar 1973, annual rpt, (7) 9764-4
- Small Business Investment Companies, loans and borrowers characteristics, 1973, annual rpt, (7) 9764-3
- Small Business Investment Companies, private capital and obligations to SBA, listing by State, Feb 1974, (7) 9768-3
- Small Business Investment Companies, private capital size group, listing by State, quarterly rpt, (7) 9762-1



*see also* Franchises  
*see also* Minority Enterprise Small Business Investment Companies

**Small Business Administration**  
 Data banks maintained by Fed depts and agencies, info collected and access, Senate Judiciary Committee survey, 1970-74, (11) 25528-20.6  
 Employee training, Fed Govt civilian, 31 agencies, US Civil Service Commission annual rpt, FY73, (7) 9844-12.2  
 Employees and pay structure, Fed Govt civilian, by dept and agency, 1973, annual rpt, (12) 9844-6  
 Employees, Fed Govt civilian, by geographic location, dept and agency, and pay system, 1972, annual rpt, (11) 9844-8  
 Loan activity during energy crisis, Feb-Apr 1974, (12) 25248-15  
 Loans made and assistance provided, 1973, annual rpt, (12) 9764-1  
 Metric system, description of system and conversion table for non-metric and metric units, 1973 rpt, (12) 9768-6  
 Minority and disadvantaged business set-aside procurement, and other procurement, by Fed agency, FY72-74, (7) 25248-13  
 Retail store location, Census tract data use in site selection, 1974 rpt, (12) 9768-4  
 Small Business Investment Companies, financial condition, income and expenses, Mar 1973, annual rpt, (7) 9764-4  
 Small Business Investment Companies, loans and borrowers characteristics, 1973, annual rpt, (7) 9764-3  
 Small Business Investment Companies, private capital and obligations to SBA, listing by State, Feb 1974, (7) 9768-3  
 Small Business Investment Companies, private capital size group, listing by State, quarterly rpt, (7) 9762-1  
 Union recognitions, agreements, and membership, Fed employees, Nov 1973, annual rpt, (7) 9844-14

**Smiley, S. H.**  
 "Growth and its Implications in the Nuclear Fuel Cycle", (12) 4064-4.4

**Smith, Allen G.**  
 "Financing Future Farm Production: A Look at Three Scenarios", (10) 1544-1.2

**Smith, Dan, Jr.**  
 "Bikeways: State of the Art, 1974", (12) 7558-16

**Smith, Gordon P.**  
 "International Transportation Transactions in the U.S. Balance of Payments, 1973", (7) 2702-1.327

**Smith, Leonard S.**  
 "Portugal Expands Market Pulp Exports", (7) 2042-5.303  
 "Rapid Growth of Turkish Pulp and Paper Industry", (7) 2042-5.303

**Smith, Morton**  
 "Obesity and Diabetes", (10) 25588-10

**Smithsonian Institution**  
 Employee training, Fed Govt civilian, 31 agencies, US Civil Service Commission annual rpt, FY73, (7) 9844-12.2  
 Employees and pay structure, Fed Govt civilian, by dept and agency, 1973, annual rpt, (12) 9844-6  
 Employees, Fed Govt civilian, by geographic location, dept and agency, and pay system, 1972, annual rpt, (11) 9844-8

Laboratories operated by or for Fed Govt: costs, space and equipment, personnel, and utilization, June 30, 1972, inventory, (7) 21188-1  
 Natl Zoological Park, species in collection and health, July 1971-Dec 1972, annual rpt, (12) 9774-2  
 Union recognitions, agreements, and membership, Fed employees, Nov 1973, annual rpt, (7) 9844-14

**Smog**  
*see* Air pollution

**Smoking**  
 Abstracts of on-going research on smoking and health, 1974 annual rpt, (7) 4214-3  
 Air pollution and smoking related to heart and lung diseases and symptoms, EPA epidemiological studies in selected communities, 1967-71, (10) 9198-31  
 Cigarette sales, per capita consumption, and advertising expenditures, 1963-73, annual rpt, (10) 9404-4  
 Teenage smoking trends, 1968-74 survey, summary rpt, (12) 4218-2  
*see also* Tobacco industry and products

**SMSA**  
*see* Standard Metropolitan Statistical Areas  
*see* under SMSA in the "Index by Categories"

**Smuggling**  
*see also* Drug and narcotics traffic

**Snell, Edwin M.**  
 "Eastern Europe's Trade and Payments with the Industrial West", (7) 23848-28.3

**Snow, John W.**  
 "Transportation Outlook for Agriculture, 1975-80", (12) 25164-1.2

**Soap and detergent industry**  
 County Business Patterns: employees, payrolls, and establishments by detailed industry, State, county, and SMSA, 1973, annual rpts series, (7)(10)(11) 2326-6  
 Exports and imports of US, by detailed SIC commodity and world area of origin/destination, 1973, annual rpt, (12) 2424-6  
 Exports of US, detailed commodity by country and world area of destination, 1973, annual rpts, (7) 2424-5  
 Imports of US, detailed commodity weights and values, by country and world area of origin, 1973, annual rpt, (11)(12) 2424-2  
 Imports of US, detailed commodity weights and values, by country of origin, monthly rpt, (11) 2422-2  
 Mergers and acquisitions, economic characteristics of companies involved, by industry, 1967-71, (12) 2326-2.4  
 Occupational composition: soap, cleaners, and toilet goods industry, June 1971, (7) 6746-4.9  
 Production and marketing outlook, by industry, trends 1967-74 and projected 1975-80, annual rpt, (11) 2044-1

**Social and Economic Statistics Administration**  
 Pollution control costs to US and foreign manufacturers and impact on consumer prices, review of methodologies, 1974 annual rpt, (7) 21644-1  
*see also* Bureau of Census  
*see also* Bureau of Economic Analysis

**Social and Rehabilitation Service**  
 Data banks maintained by Fed depts and agencies, information collected and access, Senate Judiciary Committee survey, 1970-74, (7) 25528-20.3  
*see also* Administration on Aging  
*see also* National Center for Social Statistics  
*see also* Rehabilitation Services Administration

**Social sciences**  
 Educational objectives, natl assessment surveys, narrative rpt series, (10) 4518-1  
 Educational progress, natl assessment survey, social studies and music, 1971-72, (10) 4516-3  
 Fed Govt scientific and technical personnel, by field of science, agency, and sex, 1973, NSF highlights, (10) 9626-2.44  
*see also* Anthropology  
*see also* Geography

**Social security**  
 Benefit amounts from social security, proportion of preretirement earnings replaced, Jan-June 1970, (10) 4746-7.13  
 Benefits, coverage, and financial data, 1937 or start of program through 1972, annual rpt, (7) 4744-3  
 Court cases, civil and criminal: Fed district, appeals, and special courts, FY74 and selected 1960-70's data, annual rpt, (12) 18204-2  
 Foreign countries expenditures by type of program, 9 countries, 1968 and 1971, (10) 4746-11.29  
 Govt finances and employment, Fed, State, and local: historical statistics, 1902-FY72, 1972 Census of Govts, (12) 2460-4  
 Govt finances, Fed, State, and local: detailed revenues by source, expenditures by function, debt, and holdings, 1972 Census of Govts, (11) 2457-5  
 Govt finances, Fed, State, and local: revenues by source and expenditures by function, FY73 annual rpt, (10) 2466-2.5  
 Inflation and other factors affecting program costs and revenues, 1974 article, (7) 9379-1.309  
 Metro areas, Fed Admin Regions, and States: selected general data, 1974 annual reprint, (11) 2324-3  
 OASDHI, medicare, unemployment insurance and public assistance program data, and trust funds status, since 1940, monthly rpt, (7) 4742-1  
 Poor, detailed socioeconomic characteristics of population below poverty level, 1966-73, Current Population Supplementary Rpt, (7) 2546-6.10  
 Provisions and payments procedures, OASDI digest series, (7) 4746-13  
 Research and statistics notes on social security programs, series, (7)(10)(11)(12) 4746-11  
*see also* Aid to Families with Dependent Children  
*see also* Health insurance  
*see also* Health maintenance organizations  
*see also* Income maintenance  
*see also* Medical assistance  
*see also* Medicare  
*see also* Old-Age, Survivors, Disability, and Health Insurance

**Social security**

*see also* Public welfare programs  
*see also* Social Security Act  
*see also* Supplemental security income program  
*see also* Unemployment insurance  
*see also* Workmen's compensation

**Social Security Act**

Child care facilities, funding, and working mother arrangements, including WIN program participants, varying years, 1960-75, (11) 25368-2

**Social Security Administration**

Actuarial studies, medicare and OASDHI future cost estimates and past experience analyses, series, (10)(12) 4706-1  
 Data banks maintained by Fed depts and agencies, information collected and access, Senate Judiciary Committee survey, 1970-74, (7) 25528-20.3  
 Disability insurance programs under Social Security; admin, costs, beneficiary characteristics, and relationship to other programs, 1967-74, (7) 21788-18  
*see also* Office of Research and Statistics, SSA

**Social work**

AFDC families provided social services, Jan 1973 study, (11) 4826-1.3  
 Elementary and secondary public school staff and pupil services available, selected pupil/staff ratios, 1970 survey, (7) 4588-25  
 Mental hospital staff, State and county facilities by region and State, 1973, (10) 4226-5.109  
 Public welfare, State agency staff dev activities and expenditures, FY73, annual rpt, (7) 4824-12  
*see also* Homemaker services

**Socially handicapped**

*see* Culturally disadvantaged

**Sociology**

Grad enrollment in sciences, by field of study and sex, 1961-71, (7) 4446-2.14

**Soft drink industry**

Exports and imports of US, by country and commodity, FY73-74, annual rpt, (12) 1524-1  
 Exports and imports of US, by detailed SIC commodity and world area of origin/destination, 1973, annual rpt, (12) 2424-6  
 Exports of US, detailed commodity by country and world area of destination, 1973, annual rpts, (7) 2424-5  
 Food consumption, supply, trade, prices, and expenditures: statistics and indexes, by commodity, 1960-73, annual rpt, (12) 1544-4  
 Imports of US, detailed commodity weights and values, by country and world area of origin, 1973, annual rpt, (11)(12) 2424-2  
 Imports of US, detailed commodity weights and values, by country of origin, monthly rpt, (11) 2422-2  
 Occupational composition, beverage industries, May 1971, (12) 6746-4.91  
 Productivity, employee output, man-hours, and employment indexes, soft drink and malt liquor industries, 1974 annual rpt, (7) 6824-1.3  
 Water quantity and quality requirements of 11 industries, 1972 rpt, (7) 9208-29.6

**Soil Conservation Service**

Arkansas-White-Red water resource region small watershed program, evaluation of land use and flood control effects, 1966-70, (7) 1588-21  
 Colorado snow courses, snow depth and water content, Project Skywater, FY74, annual rpt, (7) 1264-5  
 Laboratories operated by or for Fed Govt: costs, space and equipment, personnel, and utilization, June 30, 1972, inventory, (7) 21188-1  
 Montana snow courses, snow depth, and water content, 1974 water year, annual rpt, (10) 1264-7  
 Oregon water supply capacity and storage, Oct 1974, (10) 1268-7  
 Soil and water conservation districts organized as of July 1974, annual rpt, (7) 1264-1  
 Utah streamflow, reservoir, storage, and precipitation, 1974 water year, annual rpt, (7) 1264-6  
 Western States water supply and reservoir storage, Oct 1974, annual summary, (10) 1264-4  
 Western States water supply, snow depth and soil moisture, Jan-June 1974, annual rpt, (11) 1264-3

**Soil pollution**

Energy supply, projected economic and environmental effects at selected dev levels, by region, 1974-85: Project Independence studies, (11) 9307-2.4  
 Hazardous substances bulk transportation, comparative costs and safety risks analysis for inland water, rail, truck, and pipeline bulk transport, 1974 rpt, (7) 2128-11  
 Hog farm animal waste/surface water runoff, economic impact and cost of compliance with EPA standards, 1974 rpt, (7) 1588-20  
 Pesticide monitoring methodology guidelines, Fed Working Group on Pest Management, Oct 1974, (12) 488-10  
 Radionuclide depth distributions and rates of movement, AEC experiment results, 1974 article, (10) 9102-2.313

**Soils and soil conservation**

Agricultural Stabilization and Conservation Service commodity and conservation program activities summary, 1973 by State, annual rpt, (12) 1804-16  
 Agricultural Stabilization and Conservation Service programs and activities, by county, 1973, annual State rpt series, (7) 1806-2  
 Agricultural Stabilization and Conservation Service programs and practices, by county, 1973, annual State rpt series, (12) 1806-2  
 Farmers Home Admin loans and grants by State, quarterly rpt, (7) 1182-1  
 Farmers Home Admin loans and grants, planned use of funds by State, and purpose, and program, FY74, annual rpt, (12) 1184-5  
 Farmers Home Admin loans to organizations, families served by race or ethnic group, FY74, annual rpt, (12) 1184-10  
 Farmers Home Admin soil and water loan applications by race or ethnic group of borrower and State, FY74, annual rpt, (7) 1184-1

Farmers Home Admin soil and water loans by race or ethnic group of borrower and State, FY74, annual rpt, (12) 1184-2  
 Foreign agricultural economies: production, trade, and related data, country rpt series, (12) 1526-2  
 Public lands programs, FY73, annual rpt, (11) 5724-1.2  
 Research scientist man-years and funds expended, FY73, annual rpt, (12) 1744-2  
 Soil and water conservation districts organized as of July 1974, annual rpt, (7) 1264-1  
 Soil and water loan applicants socioeconomic characteristics, FY74, annual rpt, (10) 1184-8  
*see also* Flood control  
*see also* Irrigation  
*see also* Reclamation of land  
*see also* Soil pollution

**Solar energy**

Dev prospects and requirements for 6 technologies, 1974-85: Project Independence study, (11) 9307-10  
 Energy supply, financing requirements and capital availability, selected demand levels 1974-85; Project Independence studies, (12) 9307-18  
 Energy supply, projected economic and environmental effects at selected dev levels, by region, 1974-85: Project Independence studies, (11) 9307-2

**Soldiers' Home**

Union recognitions, agreements, and membership, Fed employees, Nov 1973, annual rpt, (7) 9844-14

**Soldiers pay and allowances**

*see* Military pay

**Solnick, Loren M.**

"Effect of Escalators on Wages in Major Contracts Expiring in 1974", (7) 6722-1.348

**Somali Republic**

Coinage of nations and world coins; gold and silver production and monetary stocks, by country, 1972, (10) 8204-1.6  
 Exports of US, detailed commodity by country and world area of destination, 1973, annual rpts, (7) 2424-5  
 Imports of US, detailed commodity weights and values, by country and world area of origin, 1973, annual rpt, (11)(12) 2424-2  
 Loan repayment status by program and country, AID and predecessor agencies, June 1974, semiannual rpt, (10) 7202-2  
 Loans and grants from US and intl agencies, by program and country, FY46-73, annual rpt, (10) 7204-4

**Sommers, Dixie**

"Occupational Rankings for Men and Women by Earnings", (7) 6722-1.356

**Sorghums**

*see* Grains and grain products

**South Africa**

*see* Republic of South Africa

**South America**

*see* Latin America

**South Bend, Ind.**

Occupational wage survey, 94 SMSA's, 1973-74, individual SMSA annual rpts, (7) 6785-2.15

**South Carolina**

- Agribusiness and agriculture related occupation classifications, Natl Agribusiness Manpower Project, 1974 rpt, (7) 1546-1.5
- Agricultural Stabilization and Conservation Service programs by county, 1973, annual State rpt, (7) 1806-2.40
- Appalachian regional dev, FY73 annual rpt, (7) 9084-1
- County Business Patterns: employees, payrolls, and establishments, by industry, county, and SMSA, 1973 annual rpt, (7) 2326-6.44
- Deaths, geographic detail including each town of 10,000 or more, by State and outlying area, US Vital Statistics annual rpt, (11) 4144-3
- Economic characteristics, Fed Reserve 5th District, selected years 1960-73, (7) 9389-4
- Mental health community centers catchment areas, by State, county, census tract and code, 1973 regional rpts, (10) 4228-35.4
- Petroleum allocation program, State energy office activities, employees and estimated costs, 1974-75, GAO rpt, (10) 26108-132
- Retail trade establishments, employment, sales, and payroll, final State rpt, 1972 census, (11) 2397-1.41
- Service industry establishments, employment, receipts, and payroll, final State rpt, 1972 census, (11) 2391-1.41
- Wholesale trade establishments, employment, sales, and payroll and expenses, final State rpt, 1972 census, (11) 2405-1.41
- see also* under State in the "Index by Categories"

**South Dakota**

- Agribusiness and agriculture related occupation classifications and 1970 employment data, Natl Agribusiness Manpower Project rpt, (12) 1546-1.9
- Agricultural Stabilization and Conservation Service programs by county, 1973, annual State rpt, (7) 1806-2.41
- County Business Patterns: employees, payrolls, and establishments, by industry, county, and SMSA, 1973 annual rpt, (7) 2326-6.45
- Deaths, geographic detail including each town of 10,000 or more, by State and outlying area, US Vital Statistics annual rpt, (11) 4144-3
- Economic characteristics, Fed Reserve 9th District, 1961-73, annual rpt, (12) 9383-3
- Fish landings and processing, by detailed species and value, Mississippi River drainage areas, by State, 1972, annual rpt, (12) 2166-3.6
- Mental health community centers catchment areas, by State, county, census tract and code, 1973 regional rpts, (10) 4228-35.8
- Mineral industry State review: by commodity, production and producers, value and work experience, 1972 Minerals Yearbook preprint, (12) 5604-16.42
- Mineral production, quantity and value, each State and outlying area, Mineral Industry Surveys advance annual summary rpt series, (12) 5614-6.42

Sunflower seed and oil production, prices, and trade in US, 1962-74, (11) 1561-3.303

Women workers, labor force status and employment, by ethnic group and occupation, 1970, State rpts series, (7) 6566-1.42

*see also* Sioux Falls, S.Dak.  
*see also* under State in the "Index by Categories"

**Southeast Asia**

- AID technical service contracts with universities, firms, and nonprofit instns, Dec 1973, semiannual rpt, (10) 7202-3
- Economic, population, education, and health selected data for developing countries and comparisons with developed countries and US, 1972-73, annual rpt, (10) 7204-10
- Mining and petroleum laws, 140 world jurisdictions, 1970-74 rpts, (10) 5608-23.2
- see also* Burma
- see also* Cambodia
- see also* Indonesia
- see also* Laos
- see also* Malaysia
- see also* Thailand
- see also* Vietnam

**Southeastern States**

- Agribusiness and agriculture related occupation classifications, Natl Agribusiness Manpower Project, 1974 rpt, (7) 1546-1.5
- Agricultural production, US regional averages and percent of US total, 20 principal crops, 1970-72 and projected 1985 or 2000, (7) 1508-12
- Airport System Natl Plan, 1972, regional rpt, (10) 7508-2.10
- BLS regional rpts, 1974, (10)(11)(12) 6946-1
- Cooperative car care centers in the South, operations in 1972, (12) 1128-13
- Earnings and hours of labor, by industry div, occupation, and sex, combined SMSA's, by regions, 1971-72, area wage survey annual rpt, (7) 6785-4.1
- Economic and financial devs, Fed Reserve Bank of Atlanta articles, (7)(11)(12) 9371-1
- Economic Review, Fed Reserve Bank of Richmond, bimonthly articles, (7)(11)(12) 9389-1
- Farm finances outlook: cash flow, receipts, loans and capital investment trends and forecasts, 1960's-75, semiannual rpt, (12) 1541-1
- Mental health community centers catchment areas, by State, county, census tract and code, 1973 regional rpts, (10) 4228-35.4
- Rural industrialization, 1960-72, regional and industry trends and problems, (10) 25168-13
- Textile mills employment, 1947-74, annual summary rpt, (7) 6944-1
- Water data, index to stations with machine readable daily data, through Sept 1971, regional rpts, (12) 5666-7
- Water quality, index to stations with machine readable data, through 1972, regional rpts, (12) 5666-6
- Waterborne commerce between and within domestic geographical trade areas, 1965-72, (10) 2128-13

*see also* under name of specific States  
*see also* under Region in the "Index by Categories"

**Southern California Regional Information Study**

Organization and work of study on computerized local area data systems use, 1970-72 Census Use Study series, (12) 2306-6

**Southwestern Power Administration**

Equipment costs to govt and other buyers, and Fed and State regulation of industry, 1966-73, (7) 26108-129

**Southwestern States**

- Agribusiness and agriculture related occupation classifications and 1970 employment data, Natl Agribusiness Manpower Project rpt, (12) 1546-1.7
  - Airport System Natl Plan, 1972, regional rpt, (10) 7508-2.11
  - Earnings and hours of labor, by industry div, occupation, and sex, combined SMSA's, by regions, 1971-72, area wage survey annual rpt, (7) 6785-4.1
  - Economic and financial devs, Fed Reserve Bank of Dallas monthly articles, (7)(10)(11)(12) 9379-1
  - Farm finances outlook: cash flow, receipts, loans and capital investment trends and forecasts, 1960's-75, semiannual rpt, (12) 1541-1
  - Mental health community centers catchment areas, by State, county, census tract and code, 1973 regional rpts, (10) 4228-35.6
  - Reclamation: Fed Govt land and water resources dev programs financial, operating, and production data, 1973 annual rpt, (11) 5824-1
  - Water data, index to stations with machine readable daily data, through Sept 1971, regional rpts, (12) 5666-7
  - Water quality, index to stations with machine readable data, through 1972, regional rpts, (12) 5666-6
  - see also* under name of specific States  
*see also* under Region in the "Index by Categories"
- Soviet Union**
- Developing countries, economic aid to and trade with, 1973, annual rpt, (11) 7146-1.6
  - East-West comparative economic strength, 1973, annual rpt, (10) 7146-1.13
  - Eastern Europe economic dev and growth of East-West trade, 1946-73, (7) 23848-28
  - Economic comparison of USSR, China, and US, 1950-73, CIA testimony at hearing, (10) 23848-38
  - Economic conditions summary data, 1960-73, (11) 2026-2.25
  - Economic studies of Soviet Union and work of Soviet economists, special studies series, (7) 2706-4
  - Eximbank credits granted to USSR, by project, Soviet buyer, and US contractor as of Feb 1974; and summary data for all Communist nations, 1963-74, (10) 25368-23
  - Exports and imports of US with Communist nations of Eastern Europe and Asia, monthly rpt, (7) 2032-2
  - Exports of US, detailed commodity by country and world area of destination, 1973, annual rpts, (7) 2424-5

- Exports of US: grains, oilseeds, oilseed products, and cotton, by area and country of destination, weekly rpt, (10) 1621-20, (10) 1922-3
- Fishing by foreign countries off US Northwest coast, 1973 and earlier comparisons 1960-73, 1974 hearings, (12) 25268-22
- Grain production and consumption rates of change, US, USSR, Japan and West Europe, 1962-74, (7) 1925-2.21
- Imports of US, detailed commodity weights and values, by country and world area of origin, 1973, annual rpt, (11)(12) 2424-2
- Imports of US from 7 Communist countries, and impact of failure to grant most favored nation tariff treatment, 1951-70, (10) 9886-2.4
- Imports of US from 9 Communist countries, and impact of failure to grant most favored nation tariff rates, 1951-72, (10) 9886-2.6
- Lend-Lease account status as of Dec 1973, and compared to other nations, 1974 Eximbank hearings, (10) 21248-9
- Loans and grants from US and intl agencies, by program and country, FY46-73, annual rpt, (10) 7204-4
- Mercury, exposure effects on man and laboratory animals, 1969 Russian study, (10) 4478-29
- Mineral industry country review: policies, production, and trade, by commodity, 1972 Minerals Yearbook preprint, (12) 5604-17.62
- NATO countries trade with Communist countries, by country, 1969-72, revised annual rpt, (10) 7146-1.18
- Natural gas joint project, US-USSR; financing, manpower, and shipping requirements, 1974 Eximbank hearings, (10) 21248-9
- Polymer production and processing equipment of US, Soviet market analysis, 1974 rpt, (7) 2038-5
- Scientific exchange and intl cooperation programs, US funding, participation, and admin, 1960-70, (7) 21388-15
- Space program data, June 1974, NASA semiannual rpt, (12) 9502-1.2
- Weapons systems and troop strength, comparison of USSR, Warsaw Pact Nations, and NATO, 1973-74, (11) 25528-22
- Wheat production, yield, and area, 1968-73, FAS circular series, (7) 1925-2.18
- World countries GNP, 1950-73 with projections to 1980, annual rpt, (10) 7146-1.12
- Sowl, R. E.**  
"Carbon-14 Measurements in the Stratosphere From a Balloon-Borne Molecular Sieve Sampler (1971-73)", (7) 9102-2.310
- Soybeans**  
Agricultural Stabilization and Conservation Service programs and activities, by county, 1973, annual State rpt series, (7) 1806-2  
Agricultural Stabilization and Conservation Service programs and practices, by county, 1973, annual State rpt series, (12) 1806-2
- CCC financial condition and programs, FY74, annual detailed rpt, (12) 1824-3
- Denmark livestock and feed production and trade, 1960-72, and projected 1980 soybean consumption, (12) 1528-73
- Exports of US: grains, oilseeds, oilseed products, and cotton, by area and country of destination, weekly rpt, (10) 1621-20, (10) 1922-3
- Fats and oils, foreign and US production and trade, 1974 FAS circular series, (11)(12) 1925-1
- Futures trading in 12 commodities: traders open contracts, monthly rpt, (7) 1322-1
- Japan grain and soybean imports from US, exchange rate changes impact analysis, 1971-73, (7) 1548-61
- North Central region corn and soybean acreage, model for estimates, 1974 article, (12) 1502-3.310
- Production data, 45 crops: current primary statistics on planting and yields, 1974 annual releases series, (7)(10)(11)(12) 1621-1
- Shortages, problems, and possible impact of export controls, 6 commodities, 1974 GAO rpt, (7) 26108-123
- Stocks on and off farms and total in all positions, 1974, annual release, (7) 1621-5
- World agricultural production, prices, and trade, 1974-75 and selected 1960's data, annual rpt, (7) 1524-3
- World agricultural production, prices, and trade, 1974-75 and selected 1960's data, periodic rpt, (12) 1522-3
- World grain prices and production, 1971-74 and Jan-July 1974, (10) 7146-1.22
- Space medicine**  
World astronautics and aeronautics events, comprehensive annual chronology, 1972, (11) 9504-2
- Space programs**  
Govt finances and employment, Fed, State, and local: historical statistics, 1902-FY72, 1972 Census of Govts, (12) 2460-4  
Govt finances, Fed, State, and local: detailed revenues by source, expenditures by function, debt, and holdings, 1972 Census of Govts, (11) 2457-5  
Govt finances, Fed, State, and local: revenues by source and expenditures by function, FY73 annual rpt, (10) 2466-2.5  
Project schedules and technical descriptions, NASA press release series, (12) 9506-2  
R&D, Fed Govt funding by function, FY69-75, NSF rpt, (12) 9627-9  
Shuttle program uses, costs, and capabilities, Oct 1974 NASA summary fact sheet, (10) 9508-9  
Space shuttle cost analysis and payload models, 1980-91, NASA study, (7) 9506-1  
Space vehicles and guided missiles industries establishments, employment, production, and specialization, final industry rpt, 1972 Census of Manufactures, (12) 2493-1.74  
Technical, financial, and manpower data on NASA programs; and Soviet space effort, June 1974, NASA semiannual rpt, (12) 9502-1
- World astronautics and aeronautics events, comprehensive annual chronology, 1972, (11) 9504-2  
*see also* Communications satellites  
*see also* Spacecraft tracking
- Space sciences**  
World astronautics and aeronautics events, comprehensive annual chronology, 1972, (11) 9504-2  
*see also* Space medicine  
*see also* Space programs
- Spacecraft tracking**  
Project schedules and technical descriptions, NASA press release series, (12) 9506-2  
World astronautics and aeronautics events, comprehensive annual chronology, 1972, (11) 9504-2
- Spain**  
Beef and veal production, consumption, and trade in Western Europe, 1960-74 and projected 1980, (12) 1528-74  
Coinage of nations and world coins; gold and silver production and monetary stocks, by country, 1972, (10) 8204-1.6  
Economic trends in income, production, employment, prices, and foreign trade, 1974 semiannual rpt, (11) 2026-3.80  
Exports of US, detailed commodity by country and world area of destination, 1973, annual rpts, (7) 2424-5  
Imports of US, detailed commodity weights and values, by country and world area of origin, 1973, annual rpt, (11)(12) 2424-2  
Loan repayment status by program and country, AID and predecessor agencies, June 1974, semiannual rpt, (10) 7202-2  
Loans and grants from US and intl agencies, by program and country, FY46-73, annual rpt, (10) 7204-4  
Mineral industry country review: policies, production, and trade, by commodity, 1972 Minerals Yearbook preprint, (12) 5604-17.56  
Oilseed and meal net imports by 6 countries, Oct 1971-Jan 1974, FAS circular series, (12) 1925-1.9  
Spanish Sahara, background notes, 1974, (7) 7006-2.134  
Uranium industry marketing, production, and resources, 1974 annual AEC seminar rpts, (12) 9104-19
- Spanish heritage Americans**  
Agricultural Stabilization and Conservation Service programs and activities, minority groups participation, 1973, annual rpt, (12) 1804-8  
Apprentice registration, State and Natl Apprenticeship System, by race/ethnic, women and veterans characteristics, June 30, 1973, (11) 6408-19  
Bilingual education OE-funded projects, 2d language instruction time, 1972 GAO review, (7) 26108-116  
Birth expectations and history and childless married women, by demographic characteristics, June 1974, Current Population Rpt advance data, (7) 2546-1.269  
Building trade unions referral units membership of minority groups and women, 1972, (11) 9248-10  
Census of Population and Housing, 1970: reinterview evaluation of response error for 9 personal characteristics, (7) 2557-12

- Educational attainment of Spanish and Mexican origin population, by selected demographic, economic, and residence characteristics, Mar 1974, Current Population Rpt, (12) 2546-1.274
- Employment and unemployment status, quarterly rpt, (12) 6742-2
- Employment of minority groups and women, 20 SMSA's, 1972 annual rpt, (12) 9244-2
- Employment trends, including special population groups and metro and nonmetro poverty areas, quarterly press release, (10) 6742-9
- Farmers Home Admin loan applications by type, race or ethnic group of borrower, and State, FY74, annual rpt, (7) 1184-1
- Farmers Home Admin loans by State and race or ethnic group of borrower, FY74, annual rpt, (12) 1184-2
- Farmers Home Admin loans to organizations, families served by race or ethnic group, FY74, annual rpt, (12) 1184-10
- Fed Govt minority group civilian employees, by pay system and grade and salary groupings, 1973, advance annual rpt, (12) 9844-13
- Fed Govt minority group civilian employment, Nov 1974, (10) 9842-1.12
- Fed Govt minority group employment, Nov 1972, annual rpt, (7) 9844-15.5
- Female family heads as proportion of all families, 1955-73, Current Population Rpt, (7) 2546-2.50
- Low income neighborhoods in 50 largest US cities: population, income, employment, and housing characteristics, 1970 census supplementary rpts, (12) 2535-2
- Manufacturing firms owned by minorities, OMBE directory, 1974, (11) 2108-3
- Mental patients characteristics, State and county mental hospitals, 1972, (12) 4226-5.111
- Metro areas, Fed Admin Regions, and States: selected general data, 1974 annual reprint, (11) 2324-3
- Nuclear engineering student enrollment, degrees granted and placement of grads, 1973, annual rpt, (10) 9104-10
- Poor families and persons, by selected characteristics of family and head, 1973 and historical, advance data, Current Population Rpt, (7) 2546-6.8
- Radiation protection education: student enrollment, degrees granted, and of grads, by instn, 1973, annual rpt, (10) 9104-9
- Radio (public broadcasting) license holders and stations: employment data, by race and ethnic background, and sex, FY72, annual rpt, (7) 4654-1.2
- Selective service local boards minority representation, by State, June 1974, (11) 9742-1
- Sheltered workshop workers characteristics, comparisons with other rehabilitated persons, FY72, (7) 4926-1.41
- Socioeconomic characteristics, Spanish origin population, Mar 1974, advance Current Population Rpt, (10) 2546-1.267
- Students enrollment status and socioeconomic characteristics, Oct 1973 and trends, annual Current Population Rpt, (11) 2546-1.272
- TV (public broadcasting) license holders and stations: employment data, by race and ethnic background, and sex, FY72, annual rpt, (7) 4654-2.2
- Vocational education students, teachers, and classes, detailed characteristics, 1972, (7) 4648-4
- Vocationally rehabilitated persons socioeconomic characteristics and disabling condition, FY74 preliminary rpt, (11) 4924-1
- Voting age population, Nov 1974 projections for States and regions, by race and age, Current Population Rpt, (7) 2546-3.17
- Women workers, labor force status and employment, by ethnic group and occupation, 1970, State rpts series, (10) 6566-1  
*see also Birthplace*
- Special Action Office for Drug Abuse Prevention**  
 Data banks maintained by Fed depts and agencies, info collected and access, Senate Judiciary Committee survey, 1970-74, (11) 25528-20.6
- Drug use by US soldiers in Vietnam and after return, 1971-72, study final rpt, (12) 818-2
- Special districts**  
 Employment and payrolls by govt function, in 72 major SMSA's, and large counties, Oct 1973, annual rpt, (11) 2466-1.3
- Employment and payrolls of counties, municipalities, school and special districts, Oct 1972, Census of Govts, (7) 2455-1
- Govt employment and payrolls, Fed, State, and local: by type of local govt and function, State, and county, 1972 Census of Govts, (12) 2455-2
- Govt finances and employment, Fed, State, and local: historical statistics, 1902-FY72, 1972 Census of Govts, (12) 2460-4
- Govt finances, Fed, State, and local: detailed revenues by source, expenditures by function, debt, and holdings, 1972 Census of Govts, (11) 2457-5
- Labor-management relations in State and local govts: labor organization, policies, work stoppages, by State, 1972 Census of Govts, (11) 2455-3
- Water supply interstate systems, certification status, July 1974, semiannual rpt, (7) 9202-1  
*see also Congressional districts*  
*see also School districts*
- Special education**  
 Elementary and secondary public school staff and pupil services available, selected pupil/staff ratios, 1970 survey, (7) 4588-25
- Handicapped children special education programs costs, expenditures, and children served, 1971-73, (12) 21348-15
- Head Start services to handicapped children, 1973, annual rpt, (11) 4024-4
- OE program characteristics and evaluation of effectiveness, FY73 annual rpt, (11) 4504-12
- OE publications, June 1972-July 1974, bibl, (11) 4508-24
- Special Food Service Program**  
*see School lunch and breakfast programs*
- Special foreign currency programs**  
 Agency uses and sources of funds, by country, 1974 GAO rpt, (10) 26108-140
- PL 480 commodity sales, status of foreign currencies by country and specified use, FY73, annual rpt, (12) 1004-5.3
- Scientific exchange and intl cooperation programs, US funding, participation, and admin, 1960-70, (7) 21388-15
- Special Milk Program**  
*see School lunch and breakfast programs*
- Speech pathology and audiology**  
 Elementary and secondary public school staff and pupil services available, selected pupil/staff ratios, 1970 survey, (7) 4588-25
- Supply of health manpower, characteristics and trends, 1970 and projections to 1990, (10) 4458-40
- Vocationally rehabilitated persons socioeconomic characteristics and disabling condition, FY74 preliminary rpt, (11) 4924-1  
*see also Ear diseases and infections*
- Spencer, Roger W.**  
 "Channels of Monetary Influence: A Survey", (12) 9391-1.311
- Spendable earnings**  
 Earnings and hours, current statistics, Monthly Labor Review, (7)(10) 6722-1.4
- Spices and herbs**  
 Exports and imports of US, by country and commodity, FY73-74, annual rpt, (12) 1524-1
- Exports and imports of US, by detailed SIC commodity and world area of origin/destination, 1973, annual rpt, (12) 2424-6
- Exports of US, detailed commodity by country and world area of destination, 1973, annual rpts, (7) 2424-5
- Food consumption, supply, trade, prices, and expenditures: statistics and indexes, by commodity, 1960-73, annual rpt, (12) 1544-4
- Foreign and US spices, essential oils, and tea production and US imports, 1974 FAS annual circulars, (7)(10) 1925-15
- Ginseng production in US and exports to Far East, 1960-74, (12) 1926-1.59
- Imports of US, detailed commodity weights and values, by country and world area of origin, 1973, annual rpt, (11)(12) 2424-2
- Imports of US, detailed commodity weights and values, by country of origin, monthly rpt, (11) 2422-2
- Spitze, R. G. F.**  
 "Increasing Incomes of Farm Families Through Dual Employment", (10) 1544-1.9
- Spokane, Wash.**  
 Occupational wage survey, 94 SMSA's, 1973-74, individual SMSA annual rpts, (12) 6785-2.21
- Sports and athletics**  
 Adult education programs in community organizations: enrollment, staff, and demographic characteristics of participants, 1972 survey, (11) 4648-10
- Commercial sports clubs and establishments, employment, receipts, and payroll, final State rpts, 1972 Census of Selected Service Industries, (7)(10)(11)(12) 2391-1

## Sports and athletics

## Index by Subjects and Names

- County Business Patterns: employees, payrolls, and establishments of the athletic equipment industry, by State, county, and SMSA, 1973 annual rpts, (7)(10)(11) 2326-6
- Energy crisis effect on industries with many small businesses, and on leisure activity industries, 1974 hearings, (12) 25248-15
- Imports to US of athletic equipment and uniforms, by country of origin, monthly rpt, (11) 2422-2
- Mergers and acquisitions, economic characteristics of sporting goods companies involved, 1967-71, (12) 2326-2.4
- Occupational composition, toys and sporting goods industry, June 1971, (12) 6746-4.93
- Outdoor recreation rpts compilation on participation, resource supply and demand, economic factors, and management, 1960s and projected, (11) 25448-27
- Retail trade establishments employment, sales, and payroll, final State rpts, 1972 census, (7)(10)(11)(12) 2397-1
- Sporting and athletic goods industry establishments, employment, production, and specialization, final industry rpt, 1972 Census of Manufactures, (11) 2493-1.79
- Sporting goods stores in major retail centers of SMSA's: number, sales, payrolls, employment, 1972 census series, (11)(12) 2401-1
- Wholesale trade establishments, employment, sales, and payroll and expenses, final State rpts, 1972 census, (7)(10)(11)(12) 2405-1
- see also* Boats and boating  
*see also* Football  
*see also* Swimming  
*see also* Winter sports
- Sri Lanka**
- Coinage of nations and world coins; gold and silver production and monetary stocks, by country, 1972, (10) 8204-1.6
- Exports of US, detailed commodity by country and world area of destination, 1973, annual rpts, (7) 2424-5
- Imports of US, detailed commodity weights and values, by country and world area of origin, 1973, annual rpt, (11)(12) 2424-2
- Loan repayment status by program and country, AID and predecessor agencies, June 1974, semiannual rpt, (10) 7202-2
- Loans and grants from US and intl agencies, by program and country, FY46-73, annual rpt, (10) 7204-4
- Mineral industry review: policies, production, and trade, by commodity, 1972 Minerals Yearbook preprint, (12) 5604-17.74
- St. Louis, Mo.**
- Minority group and women employment, 20 SMSA's, 1972 annual rpt, (12) 9244-2
- Mortgages, conventional home, interest rates and terms, by type of lender, monthly rpt, (12) 9312-2
- Occupational wage survey, 94 SMSA's, 1973-74, individual SMSA annual rpts, (7) 6785-2.14
- see also* Federal Reserve Bank of St. Louis
- St. Paul, Minn.**
- Bus transit systems publicly acquired through Fed grant in 4 cities, improvements made since acquisition, 1974 GAO rpt, (12) 26108-150
- Cancer incidence rates by site of disease, sex, race, and age, 1969-71 survey, (10) 4476-2.8
- Mortgages, conventional home, interest rates and terms, by type of lender, monthly rpt, (12) 9312-2
- Staller, Jerome M.**
- "Effect of Escalators on Wages in Major Contracts Expiring in 1974", (7) 6722-1.348
- Stam, Jerome M.**
- "Farm Real Estate Taxes, Recent Trends and Developments", (12) 1544-5
- Stamford, Conn.**
- Occupational wage survey, 64 SMSA's, 1973-74, individual SMSA annual rpt, (7) 6785-3.6
- Standard Metropolitan Statistical Areas**
- Apartments: market absorption and characteristics of 1972 completed units, annual Current Housing Rpt, (7) 2484-2
- Crime Index, 1973, FBI annual rpt, (7) 6224-2.1
- DIME geocoding system, applications and experiences of local area users and foreign govts, Census Use Study, 1974, (12) 2306-2.15
- Economic projections: income, earnings, employment, and population, for BEA economic areas and SMSAs, 1950-90, (10) 2708-19
- General data, Statistical Abstract of US, 1974 annual rpt, (11) 2324-1
- Homes, new 1-family, characteristics by metro-nonmetro location, 1973 and recent trends, annual rpt, (7) 2384-1
- Land use, agricultural production, and population changes, 1960-70, (7) 1548-57
- Map of population size class, Jan 1, 1974, (11) 2446-3.55
- Metro areas, Fed Admin Regions, and States: selected general data, 1974 annual reprint, (11) 2324-3
- Mobility of population, detailed demographic characteristics of movers and nonmovers, Mar 1970-74, Current Population Rpt, (12) 2546-1.273
- Motor vehicle registrations, by SMSA, 1973, (11) 7558-2
- Occupational wage survey, hourly earnings, 1974-75, individual SMSA annual rpts, (7)(11)(12) 6785-3
- Occupational wage survey, weekly earnings 1974-75, individual SMSA annual rpts, (7)(10)(11)(12) 6785-2
- Population estimates, counties and SMSA's, Fed-State cooperative program, series, (7)(10) 2546-4
- see also* Area wage surveys  
*see also* Central cities  
*see also* under SMSA in the "Index by Categories"
- Standard Oil Co.**
- Prices for crude oil, foreign taxes paid, and amortization of development costs, 1968-73, (7) 25408-10.4
- Standard Oil of California**
- Corporate profits measurement, definitions and problems in petroleum industry, with examples from 1973 Standard Oil of Calif rpt, (10) 25448-24
- Stanford Research Institute**
- Fire depts number and size, alarms and fires answered, and incidents of arson, vandalism, and violence, 1968-71, natl survey rpt, (7) 6068-33
- State Agricultural Experiment Stations**
- Research scientist man-years and funds expended, FY73, annual rpt, (12) 1744-2
- State aid to education**
- Elementary and secondary local public school finances: receipts by source, expenditures by type, and Fed funds by program, natl totals and individual school systems, 1969-70, (10) 4584-4
- Govt finances and employment, Fed, State, and local: historical statistics, 1902-FY72, 1972 Census of Govts, (12) 2460-4
- Govt finances, Fed, State, and local: detailed revenues by source, expenditures by function, debt, and holdings, 1972 Census of Govts, (11) 2457-5
- Public school expenditures, financial support inequalities by State, 1969-70, with selected decennial comparisons since 1939-40, (11) 4568-7
- State aid to higher education**
- Financial statistics of higher education instns, current funds revenues and expenditures, FY71-72, (7) 4604-10
- Govt finances and employment, Fed, State, and local: historical statistics, 1902-FY72, 1972 Census of Govts, (12) 2460-4
- Govt finances, Fed, State, and local: detailed revenues by source, expenditures by function, debt, and holdings, 1972 Census of Govts, (11) 2457-5
- Planning manual for higher education, with 1960's-72 data, projections, and planning methods, (12) 4508-25
- State and local employees**
- Collective bargaining agreements, Fed, State, and local employees by State and union, 1974, (11) 6784-3
- Compensation of State employees, by State, 1972, (7)(11) 6786-3
- Congressional districts of States redistricted for 94th Congress, population and housing data from 1970 census, State rpt series, (7) 2326-5
- County governing boards, number, members, names, and methods of selection, by State, 1973, (10) 2466-3.9
- Criminal justice statistics: employment and expenditures; crimes, criminals, and arrests; courts and correction and public attitudes, 1960's-73 annual compilation, (7) 6064-6
- Employee exchanges between Fed agencies, State and local govts and universities, 1974, annual rpt, (12) 9844-26
- Employment and finances, Fed, State, and local govts: historical statistics 1902-FY72, 1972 Census of Govts, (12) 2460-4
- Employment and output projections, 1980 and 1985, by detailed industry and occupation, and 1959-72 base data, (7) 6728-4

- Employment and payrolls, by level of govt, 1940-73, annual rpt, (11) 6724-1.2
- Employment and payrolls, Fed, State, and local, by level of govt and function, Oct 1973, (11) 2466-1
- Employment and payrolls, Fed, State, and local: by type and function, State, and county, 1972 Census of Govts, (12) 2455-2
- Employment and payrolls, monthly rpt, (12) 6742-4
- Employment situation, earnings, and hours, monthly press release, (10) 6742-5
- General data, Statistical Abstract of US, 1974 annual rpt, (11) 2324-1
- Labor-management relations in State and local govts: labor organization, policies, work stoppages, by State, 1972 Census of Govts, (11) 2455-3
- Local govt employment and payrolls: counties, municipalities, school and special districts, Oct 1972, Census of Govts, (7) 2455-1
- Public welfare, State agency staff dev activities and expenditures, FY73, annual rpt, (7) 4824-12
- R&D, State agency expenditures and personnel, FY64-73, NSF highlights, (7) 9626-2.41
- Rural demographic and community characteristics, metro and nonmetro county groups, 1960 and 1970, 1974 annual rpt, (12) 1004-8
- Salary ranges for State professional, administrative and technical positions, by State, 1974, annual rpt, (10) 9844-22
- Work stoppages of public sector employees, review of State legalization efforts, 1974 article, (7) 6722-1.361
- see also* Employee-management relations in government
- see also* Fire departments
- see also* Municipal government wage surveys
- see also* Police
- State and local taxes**
- Collections of State govts, by detailed type of tax, and gas, cigarette, and income tax rates, FY74, (11) 2466-2.1
- Farm real estate taxes trends, selected years 1890-1972, by State and 10 regions, annual rpt, (12) 1544-5
- Finances of State govts: revenue, expenditures, and holdings, FY73, annual rpt, (7) 2466-2.3
- Finances of 405 city govts: revenue, expenditures, and holdings, FY73, annual rpt, (7) 2466-2.4
- Gas tax revenues lost from energy crisis allocations, by region and State, 1974, (12) 25408-14
- Govt finances and employment, Fed, State, and local: historical statistics, 1902-FY72, 1972 Census of Govts, (12) 2460-4
- Govt finances, Fed, State, and local: detailed revenues by source, expenditures by function, debt, and holdings, 1972 Census of Govts, (11) 2457-5
- Govt finances, Fed, State, and local: revenues by source and expenditures by function, FY73 annual rpt, (10) 2466-2.5
- Municipal and township govt finances: revenues, expenditures, indebtedness, and holdings, 1972 Census of Govts, (7) 2457-4
- Public school expenditures, financial support inequalities by State, 1969-70, with selected decennial comparisons since 1939-40, (11) 4568-7
- Revenue of State and local govts, detailed data on tax services and amounts, 1971-73 and selected historical data, biennial rpt, (7) 10044-1
- TVA payment to local govts in lieu of taxes, FY73-74, annual rpt, (12) 9804-6
- see also* Excise tax
- see also* Revenue sharing
- see also* Sales tax
- State Department**
- see* Department of State
- State government**
- Employee assn membership and selected characteristics, 1972, (12) 6724-3
- Employment and payrolls, Fed, State, and local: by type and function, State, and county, 1972 Census of Govts, (12) 2455-2
- Employment and wages of workers covered by State unemployment insurance laws and Fed employees unemployment compensation, quarterly rpt, (7) 6742-11
- Expenditures and receipts through 3d quarter 1974 by State and local govt, Survey of Current Business summary, (12) 2702-1.349
- Finances, Fed, State, and local govts: detailed revenue by source, expenditure by function, debt, and holdings, 1972 Census of Govts, (11) 2457-5
- Finances, Fed, State, and local govts: revenues by source and expenditures by function, FY73 annual rpt, (10) 2466-2.5
- Finances general data, Statistical Abstract of US, 1974 annual rpt, (11) 2324-1
- Finances: revenue, expenditures, and holdings, FY73, annual rpt, (7) 2466-2.3
- Financial operations of State and local govts, 1971-73 and selected historical data, biennial rpt, (7) 10044-1
- Input-output structure of US economy, detailed interindustry transactions, full basic tables, 1967, (7) 2708-17
- Labor-management relations in State and local govts: labor organization, policies, work stoppages, by State, 1972 Census of Govts, (11) 2455-3
- Metro areas, Fed Admin Regions, and States: selected general data, 1974 annual reprint, (11) 2324-3
- Middle Atlantic States economic characteristics, Fed Reserve 5th District, selected years 1960-73, (7) 9389-4
- Operations, employment, and finance, State and local govt special studies series, (10)(12) 2466-3
- R&D, State agency expenditures and personnel, FY64-73, NSF highlights, (7) 9626-2.41
- Savings and investment statements, flow-of-funds accounts, 1959 and 1965-73, annual rpt, (10) 9364-3.2, (10) 9364-3.6
- Unemployment insurance current statistics, Monthly Labor Review, (7)(10) 6722-1.5
- Water pollution control, programs and enforcement, 1974 EPA annual rpt, (7) 9204-2
- see also* Federal aid to States
- see also* Federal-State relations
- see also* terms beginning with State
- see also* under names of specific States
- see also* under State in the "Index by Categories"
- State-local relations**
- Financial aid to local govt by States, 1971-73, biennial rpt, (7) 10044-1.5
- State prisons**
- see* Correctional institutions
- State taxation**
- see* State and local taxes
- Statistical programs and activities**
- Automatic data recording, processing, and transfer of info, Fed Govt standards, series, (7) 2216-2
- Bur of Economic Analysis staff papers on specialized and preliminary economic research, series, (7)(12) 2706-5
- Census computerized geographic coding systems for small areas, conf proceedings series, (10) 2446-4
- Census Use Study: computer programs for private sector use and structuring of local area data, 1974 seminar, (10) 2308-26
- Chart preparation, drafting hints and chart characteristics, 1973 USDA rpt, (7) 1008-6
- Consumer Price Index planned revision and expansion, 1974 hearing, (10) 25248-14
- DIME geocoding system, applications and experiences of local area users and foreign govts, Census Use Study, 1974, (12) 2306-2.15
- Directories of govt and non-govt info resources and services, series, (11) 26408-2
- Fed Reserve System, statistical series additions and revisions, monthly rpt, (7) 9362-1
- Health records, ambulatory patient care, basic data inclusion, NCVHS 1974 rpt, (10) 4147-4.16
- Line of business reporting, FTC program problems and advantages to users, 1974 rpt, (7) 9408-8
- Market measurement, Fed and State govt statistics available, 1974 rpt, (12) 2048-22
- New York Bight region, 1974 catalog of NOAA marine environmental publications and services, (12) 2158-15
- Public Health Conference on Records and Statistics, biennial meeting proceedings, June 1972, (11) 4164-2
- Social and Health Indicators System feasibility studies: Phoenix, Ariz and Mound Bayou, Miss, census use study series, (12) 2306-5
- Southern Calif Regional Info Study: computerized local area data organization and display systems, 1970-72 Census Use Study series, (12) 2306-6
- Soviet foreign trade statistics, commodity composition analysis, 1960's-71, (7) 2706-4.5
- Statistical Reporter, info and articles, monthly, (7)(10)(11)(12) 102-1
- Water data, index to stations with machine readable daily data, through Sept 1971, regional rpts, (12) 5666-7
- Water quality, index to stations with machine readable data, through 1972, regional rpts, (12) 5666-6

*see also* Census Use Study  
*see also* Information storage and retrieval systems  
*see also* Methodology

**Statistical Reporting Service**

Cattle and calves inventory, by State, 1972-74, semiannual release, (7) 1623-1  
 Crop production data 45 crops: current primary statistics on plantings and yields, 1974 annual releases series, (7)(10)(11)(12) 1621-1  
 Crop Reporting Board rpts, 1975 issuance dates, (12) 1614-1  
 Exports of US: grains, oilseeds, oilseed products, and cotton, by area and country of destination, weekly rpt, (10) 1621-20  
 Farmers prices received for major crops and paid for farm and living expenses, monthly rpts and annual summary, (7)(10) 1629-1  
 Farms and farm acreage, US 1964-75 and by State 1973-75, annual rpt, (12) 1631-2  
 Fertilizer consumption in US, FY73-74, annual rpts, (11) 1631-3  
 Fruit and nut production, use, prices, and value, 1972-73 and selected 1974 crops, annual rpts series, (7)(10) 1621-18  
 Honey production and value, 1972-74, annual rpt, (7) 1631-6  
 Hop stocks held, Mar 1 and Sept 1, 1974, semiannual release, (7) 1621-8  
 Lamb crop and wool production, by State, 1973-74, annual release, (7) 1623-7  
 Milk of manufacturing grade, prices and fat content, Minn and Wis, 1971-73, (7) 1629-2  
 Popcorn production and prices, 1972-74, semiannual release, (7) 1621-9  
 Potato and sweetpotato production, stocks, and prices, 1972-73, annual rpt, (7) 1621-11  
 Processing vegetables, production and value, periodic rpt and 1974 annual summary, (12) 1621-13  
 Seed crop forecasts, 1972-74, annual releases series, (7)(10) 1621-19  
 Seed crops production, acreage, and prices, revised and preliminary data, 1971-74, annual summary rpt and periodic releases series, (7) 1621-17  
 Soybean stocks on and off farms and total in all positions, 1974, annual release, (7) 1621-5  
 Turkey production, value, income, 1971-74, annual rpts series, (7) 1625-6  
 Vegetables, fresh market, acreage planted, production, and value, 1972-74, annual rpt, (12) 1621-12.1

**Steel industry**

*see* Iron and steel industry

**Steele, Howard L.**

"Demand and Supply Potentials for South Vietnam's Fishery Industry", (7) 1536-1.20

**Steiner, Herbert H.**

"Independence May Change Trade Patterns in Angola and Mozambique", (12) 1922-2.348  
 "Phosphate Up in Morocco", (10) 1922-2.339

**Steorts, Nancy Harvey**

"The Consumer: An Important Voice at the Dept of Agriculture", (12) 25164-1.1

**Stephanides, C. S.**

"Ireland's Rosy Farm Outlook Dims in 1974", (7) 1922-2.331

**Stern, Walter A.**

"Zaire's Palm Oil Output, Exports Continue Downtrend in 1974", (10) 1922-2.343

**Stevadores**

*see* Longshoremen

**Stevens, Neil A.**

"Futures Market for Farm Commodities: What it Can Mean to Farmers", (7) 9391-1.308

**Stevenson, Joseph H.**

"Slowdown in Demand Clouds Outlook for U.S. Cotton Exports", (7) 1922-2.335

**Stock brokers**

Corporate ownership and control, disclosure of stock or debt held by financial instns, 1974 hearings, (10) 25408-12

Income tax returns of businesses: income, expense, and tax data, by selected industries, 1972, annual preliminary rpt, (11) 8304-6

Margin account debt, equity status; foreign credit and debit balances, Fed Reserve Bulletin, monthly rpt, (7) 9362-1

Savings and investment statements, flow-of-funds accounts, 1959 and 1965-73, annual rpt, (10) 9364-3.2, (10) 9364-3.6

**Stock exchanges**

Chartbook, historical financial and business statistics, Fed Reserve 1974 annual rpt, (10) 9364-2.5

*see also* Commodity exchanges

*see also* Securities

*see also* Stock brokers

**Stock market**

*see* Stock exchanges

**Stockpiling**

Energy supply, projected economic and environmental effects at selected dev levels, by region, 1974-85: Project Independence studies, (11) 9307-2.7

Mineral fuels and processing industries, stocks by year and energy category, 1968-72, 1972 Minerals Yearbook, (7) 5604-1.1

Petroleum crude and product inventories and days supply, 1969-73, (7) 21408-14.4

**Stocks**

*see* Securities

*see* Stock brokers

*see* Stock exchanges

**Stodden, John R.**

"Multibank Holding Companies: Development in Texas Changes in Recent Years", (12) 9379-1.312

**Stone products**

*see* Quarries and stone products

**Storage**

*see* Cold storage and refrigeration

*see* Warehouses

**Storey, James R.**

"Studies in Public Welfare, Paper No. 15. Welfare in the 70's: A National Study of Benefits Available in 100 Local Areas", (7) 23848-36

**Storms**

Climatological data: weather, storms, and floods, summaries for US stations, 1973 and historical, annual rpt, (7) 2154-2  
 Meteorological services, Fed Govt programs and funds, FY74-75, annual rpt, (7) 2144-2

Tornado frequency and severity over contiguous US, 1974 AEC study, (12) 9108-45

*see also* Floods

**Stramel, G. J.**

"Fluvial Sediment in the Little Arkansas River Basin Kansas", (10) 5666-5.3

**Strategic materials**

Shortages of materials in key industries, series of analyses, 1974, (11) 25406-1

*see also* Metals and metal industries

*see also* Mines and mineral resources

*see also* Radiation and radioactive materials

*see also* Stockpiling

**Strategy Council on Drug Abuse**

Fed Govt drug abuse and traffic prevention programs, FY69-74, (10) 17454-1

**Strikes and lockouts**

*see* Labor-management relations, general

**Strobel, David R.**

"World Dairy Output Ample in 1974", (7) 1922-2.328

**Strobel, Frederick R.**

"Revised Manufacturing Production Index for the Southeast", (12) 9371-1.312

"Slowdown in Georgia Manufacturing: Shift-Share Analysis", (11) 9371-1.311

**Stroike, Homer L.**

"Fertilizer Supply, 1973-74", (7) 1804-6

**Student aid**

Higher education instns financial statistics, current funds revenues and expenditures, FY71-72, annual rpt, (7) 4604-10

Maritime academy students receiving Fed Govt aid, monthly rpt, (10) 2122-2

Medical and osteopathic students, expenses and sources of income, 1970-71, (11) 4458-7

Post-secondary education and work plans and high school experiences of 1972 high school seniors, natl longitudinal study, (11) 4586-1.2

Science and engineering grad students enrollment, 1972-73, (7) 9626-2.38

**Student employment**

*see* Summer employment

*see* Youth employment

**Student loans**

*see* Student aid

**Student unrest**

Fire depts response to incidents of college disorders, 1968-71, natl survey rpt, (7) 6068-33.6

*see also* Riots and disorders

**Students**

Daylight saving time year-round, estimated effects on accidents involving school children, 1974 DOT study, (7) 7308-27.5

Desegregating school districts, Fed Govt funding and enrollment changes, FY74, (12) 4508-9

ESEA title I pupil and staff participation and expenditures, FY72, (11) 4566-1.19

Higher education enrollment, fall 1974, preliminary annual rpt, (12) 4604-5



- Marihuana and other drug use reported by college students, by demographic characteristics, 1970-71, (7) 6064-6.3
- Medical and osteopathic students, expenses and sources of income, 1970-71, (11) 4458-7
- Post-secondary education and employment of 1972 high school seniors, natl longitudinal study, (11) 4586-1
- Socioeconomic characteristics of students and nonstudents, Oct 1973, Current Population Rpt, (11) 2546-1.272
- Vocational education students, teachers, and classes, detailed characteristics, 1972, (7) 4648-4
- see also* Black students
- see also* Educational enrollment
- see also* Foreign students
- see also* School dropouts
- see also* Student aid
- see also* Student unrest
- Stuhr, David P.**
- "Rating the Financial Condition of Banks: A Statistical Approach to Aid Bank Supervision", (7) 9385-1.308
- Stunkard, Albert**
- "Influence of Social Class on Obesity and Thinness in Children", (10) 25588-10
- "New Therapies for the Eating Disorders", (10) 25588-10
- "Obesity and the Body Image: I. Characteristics of Disturbances in the Body Image of Some Obese Persons", (10) 25588-10
- "Therapeutic Coalition for Obesity: Behavior Modification and Patient Self-Help", (10) 25588-10
- Subcommittee on Africa. House**
- African economic dev and role as supplier of key commodities, selected spans, 1960's-2000, 1974 hearings, (10) 21388-16
- Subcommittee on Agricultural Credit and Rural Electrification. Senate**
- Energy use in food and fiber production, processing, and marketing, 1971-73 and projected 1980, (11) 25168-15
- Fertilizer supply and demand, trade, and export contracts, 1974 outlook for US, 3 analyses, (7) 25168-12
- Subcommittee on Agricultural Research and General Legislation. Senate**
- Child nutrition programs of USDA, participation, costs, and nutritional content, 1969-74, (11) 25168-16
- Subcommittee on Agriculture and Environmental and Consumer Protection. House**
- Laboratories operated by or for Fed Govt: costs, space and equipment, personnel, and utilization, June 30, 1972, inventory, (7) 21188-1
- Subcommittee on Antitrust and Monopoly. Senate**
- Auto industry history of growth and concentration, 1900-72; proposal for industry reorganization, 1974 analysis, (12) 25528-21
- Subcommittee on Budgeting, Management, and Expenditures. House**
- Regulatory commissions workload and independence analysis; budget and personnel requests and appropriations history, FY72-75, (11) 25408-13
- Subcommittee on Budgeting, Management, and Expenditures. Senate**
- Cars and aircraft, cost of operating privately owned vehicles, studies to determine Fed employees mileage allowances, 1974, (12) 25408-15
- Corporate ownership and control, disclosure of stock or debt held by financial instns, 1974 hearings, (10) 25408-12
- Subcommittee on Children and Youth. Senate**
- Children's charities funds collection, benefits distributed, and Fed-State regulation, 1974 hearing, (11) 25548-35
- Subcommittee on Commerce and Finance. House**
- NYSE: study of small investors, 1971-72, and proposed commission rate increase, 1973, (7) 21508-23
- Subcommittee on Conservation and Natural Resources. House**
- Energy conservation and efficient use, 1973 hearings, (7) 21408-12, (7) 21408-13, (7) 21408-14
- Mine safety enforcement and fine collection activities of Mining Safety and Enforcement Admin, 1973; injuries, fatalities, and worktime in coal, metal, and nonmetallic mines, by mine and company, 1971-73, (7) 21408-11
- Subcommittee on DOD Energy Resources and Requirements, Special. House**
- Petroleum product requirements and consumption, selected periods 1973-74; and volume ranking of largest overseas contractors, Oct 1973, (12) 21208-4
- Subcommittee on Education and Training. House**
- GI bill benefits compared to college expenses for Vietnam-era veterans, 1974 hearings, (10) 21768-9
- Subcommittee on Education, Select. House**
- Handicapped children special education programs costs, expenditures, and children served, 1971-73, (12) 21348-15
- Subcommittee on Energy. House**
- Energy conservation and efficient use, 1973 hearings, (7) 21408-12, (7) 21408-13, (7) 21408-14
- Oil shortage extent and causes, supply and demand, 1962-85; and refineries built since 1965, 1973 hearings, (7) 21648-9
- Subcommittee on Energy. Senate**
- Energy industries, possible fiscal and govt measures to stimulate production, 1973-74, (7) 25368-24
- Subcommittee on Environmental Pollution. Senate**
- EPA R&D Office, management and organization FY69-75, (11) 25648-17
- Subcommittee on Financial Institutions. Senate**
- Taxation of savings and loan assns compared to other financial instns under current and proposed laws, 1972-73, analyses, (12) 25248-16
- Subcommittee on Fiscal Policy. Joint**
- Welfare programs, income of recipients by program and household characteristics, 100 local areas and natl averages, 1972 survey, (7) 23848-36
- Subcommittee on Foreign Economic Policy. House**
- Foreign direct investment in US, trends and economic effects, various spans, 1950-72, 1974 hearings, (10) 21388-18
- Subcommittee on Housing. House**
- Housing and community dev grant recipients directory, FY75-80, (11) 21248-11
- Subcommittee on Integrated Oil Operations, Special. Senate**
- Competition and concentration among petroleum and natural gas producers and pipelines, 1974 hearings, (10) 25448-25
- Competition and concentration among petroleum producers; production, market shares, and US exploratory well successes, 1974 hearings, (12) 25448-29
- Subcommittee on Intergovernmental Relations. Senate**
- Corporate ownership and control, disclosure of stock or debt held by financial instns, 1974 hearings, (10) 25408-12
- Gas tax revenues lost from energy crisis allocations, by region and State, 1974, (12) 25408-14
- Subcommittee on International Organizations and Movements. House**
- UN peacekeeping forces in Middle East, funding by country, Oct 1973-Apr 1974, and estimated future costs, (12) 21388-20
- Subcommittee on International Trade. House**
- Eximbank loans and effects on US trade and domestic economy, 1974 hearings, (10) 21248-9
- Subcommittee on Investigations, Permanent. Senate**
- Energy consumption mix by fuel and sector, 1973; and production requirements, 1985; new plant construction lead times, by type of facility, 1973, (7) 25408-11
- Shortages of fuel, extent and causes of Dec 1973-Jan 1974 situation, hearings, (7) 25408-10
- Shortages of materials in key industries, series of analyses, 1974, (11) 25406-1
- Subcommittee on Long-Term Care. Senate**
- Nursing home problems, congressional study introductory rpt, 1974, (12) 25146-1
- Subcommittee on Merchant Marine. Senate**
- Petroleum import cargo preference for US vessels, estimated costs and balance of payments effects, hearings 1974, (12) 25268-25
- Subcommittee on Minerals, Materials, and Fuels. Senate**
- Well drilling on Fed lands, leases, and legislative review, 1970-73, (10) 25448-26
- Subcommittee on Multinational Corporations. Senate**
- Libya oil companies Tripoli Agreement chronology, 1955-71, and selected operating and production statistics, 1969-72, (10) 25388-5
- Subcommittee on National Security Policy and Scientific Developments. House**
- Brain drain of scientists, engineers, and physicians from developing countries to US, 1949-72, (11) 21384-2
- Chemical warfare programs costs, 1956-74, (11) 21388-19
- Scientific exchange and intl cooperation programs, US funding, participation, and admin, 1960-70, (7) 21388-15
- Subcommittee on Oceans and Atmosphere. Senate**
- Foreign fishing off US Northwest coast, by country and type of fish, 1973 and earlier comparisons 1960-73, 1974 hearings, (12) 25268-22

**Subcommittee on Priorities and Economy in Government. Joint**

- Subsidies, cost/benefit analyses of 5 different Govt subsidies, 1974 rpt, (7) 23848-37
- Subsidy programs of Fed Govt, costs and synopsis by program, FY70-75, (11) 23848-40
- Weapons systems acquisition, unit prices under competitive and sole source contracts, DOD case history reply to subcom rpt, 1973, (10) 23848-39

**Subcommittee on Production and Stabilization. Senate**

- Consumer Price Index planned revision and expansion, 1974 hearing, (10) 25248-14
- Industry financial problems in relation to controls, inflation, and pollution, 1950s-73, oversight hearings, (7) 25248-12

**Subcommittee on Public Health and Environment. House**

- Cancer research grants, treatment, and mortality, selected years mostly FY72-74, 1974 hearings, (12) 21508-24

**Subcommittee on Small Business. Senate**

- Energy crisis effect on industries with many small businesses, and on leisure activity industries, 1974 hearings, (12) 25248-15
- Minority and disadvantaged business set-aside procurement, and other procurement, by Fed agency, FY72-74, (7) 25248-13

**Subcommittee to Investigate the Administration of the Internal Security Act and Other Internal Security Laws. Senate**

- Weapons systems and troop strength, comparison of USSR, Warsaw Pact Nations, and NATO, 1973-74, (11) 25528-22

**Submerged lands**

*see also* Continental shelf

**Subsidies**

- Cost/benefit analyses, 5 Fed Govt subsidies, 1974 rpt, (7) 23848-37
- Fed Govt subsidy programs, costs and synopsis by program, FY70-75, (11) 23848-40
- Lockheed Corp financial condition, including Govt guaranteed bank loans, Emergency Loan Guarantee Board FY74 annual rpt, (7) 12304-1
- Minority enterprise dev, Fed Govt programs and funding and private participation, FY69-73, annual rpt, (12) 2104-1
- Shipping industry productivity, and impact of subsidies, containerization, and trade route competition, 1966-70, (10) 2128-12
- see also* Agricultural quotas and price supports
- see also* Agricultural subsidies
- see also* Rent supplements
- see also* Shipbuilding and operating subsidies
- see also* Trade adjustment assistance
- see also* terms beginning with Federal aid

**Suburbs**

- Crime, arrests by offense charged, age, sex, and race, 1971, (7) 6064-6.4
- Crime rates and trends, offenses known to police, arrests, and law enforcement employees, 1973, FBI annual rpt, (7) 6224-2

- Educational progress, natl assessment surveys, literature and reading, 1970-71, (10) 4516-2
- Fire depts number and size, alarms and fires answered, and incidents of arson, vandalism, and violence, 1968-71, natl survey rpt, (7) 6068-33
- Law enforcement full-time employees, suburban counties, 1973, FBI annual rpt, (7) 6224-2.4
- Migration patterns and problems, urban-suburban-rural, 1950-60's, HUD-AEC 1969 study, (7) 9108-28
- Mobility of population, detailed demographic characteristics of movers and nonmovers, Mar 1970-74, Current Population Rpt, (12) 2546-1.273
- Population shifts between city and suburbs, by race, 1970-73, (12) 264-1
- Racial segregation in suburban housing and employment and comparisons with central cities, 1974 rpt, (7) 11048-34
- Residential and commercial dev economic and social costs analyses, Council on Environmental Quality 1974 study, (12) 488-9
- Transportation needs related to suburbanization trends, 1974 rpt, (7) 7308-26
- see also* New towns
- see also* Urban renewal

**Subversive Activities Control Board**

- Data banks maintained by Fed depts and agencies, info collected and access, Senate Judiciary Committee survey, 1970-74, (11) 25528-20.6

**Subways**

- DC Metro, cost estimates of equipment to meet needs of elderly and handicapped passengers, 1974 rpt, (11) 7308-31
- Local transit union wages and hours survey, July 1973, annual rpt, (7) 6784-6
- Urban mass transportation estimated needs and financing, 1972-90, (10) 7308-29

**Sudan**

- Agricultural imports of Mideastern and North African nations, from US and world, by commodity and country, 1960's-74, (10) 1522-1.334
- Coinage of nations and world coins; gold and silver production and monetary stocks, by country, 1972, (10) 8204-1.6
- Exports of US, detailed commodity by country and world area of destination, 1973, annual rpts, (7) 2424-5
- Imports of US, detailed commodity weights and values, by country and world area of origin, 1973, annual rpt, (11)(12) 2424-2
- Loan repayment status by program and country, AID and predecessor agencies, June 1974, semiannual rpt, (10) 7202-2
- Loans and grants from US and intl agencies, by program and country, FY46-73, annual rpt, (10) 7204-4
- Trade prospects for US exporters in 10 African nations, 1974 rpt, (7) 2026-2.42
- Suffolk County, N.Y.**
- Occupational wage survey, 94 SMSA's, 1973-74, individual SMSA annual rpts, (7) 6785-2.14

**Sugar industry and products**

- Agricultural Stabilization and Conservation Service programs and activities, by county, 1973, annual State rpt series, (7) 1806-2
- Agricultural Stabilization and Conservation Service programs and practices, by county, 1973, annual State rpt series, (12) 1806-2
- Beet sugar production in Maine, 1966-69, and 1973 cost-return estimates, (12) 1128-14
- Beet sugar production on Fed Govt reclamation projects, by State, 1973 annual rpt, (11) 5824-1.2
- County Business Patterns: employees, payrolls, and establishments by detailed industry, State, county, and SMSA, 1973, annual rpts series, (7)(10)(11) 2326-6
- Crop production data 45 crops: current primary statistics on plantings and yields, 1974 annual releases series, (7)(10)(11)(12) 1621-1
- Distribution deliveries, weekly news release, (12) 1802-8
- Exports and imports of US, by country and commodity, FY73-74, annual rpt, (12) 1524-1
- Exports and imports of US, by detailed SIC commodity and world area of origin/destination, 1973, annual rpt, (12) 2424-6
- Exports of US, detailed commodity by country and world area of destination, 1973, annual rpts, (7) 2424-5
- Food consumption, supply, trade, prices, and expenditures: statistics and indexes, by commodity, 1960-73, annual rpt, (12) 1544-4
- Foreign and US sugar and molasses production and trade, 1969-74, FAS circular series, (7) 1925-14
- Foreign supplier countries US quota filling performance, historical and projected, by country, 1974 rpt, (11) 21168-4
- Imports of US, detailed commodity weights and values, by country and world area of origin, 1973, annual rpt, (11)(12) 2424-2
- Imports of US, detailed commodity weights and values, by country of origin, monthly rpt, (11) 2422-2
- Injuries and illnesses in private nonfarm industries, by detailed industry, 1972, annual rpt, (10) 6844-1
- Mergers and acquisitions, economic characteristics of companies involved, by industry, 1967-71, (12) 2326-2.4
- Occupational composition, sugar industry, June 1971, (12) 6746-4.14
- Outlook, natl annual agricultural conf papers, 1975, (12) 25164-1.3
- Productivity, employee output, man-hours, and employment indexes, 1974 annual rpt, (7) 6824-1.3
- see also* Candy and confectionery products
- Suicide**
- Deaths and death rates, by cause, 1971 US Vital Statistics advance rpt, (11) 4146-5.15
- Deaths by suicide and homicide, by cause, race, sex, age, and State, 1968, (7) 6064-6.3
- Deaths, geographic detail including each town of 10,000 or more, by State and outlying area, US Vital Statistics annual rpt, (11) 4144-3

- Rates, by race, Statistical Abstract of US, 1974 annual rpt, (11) 2324-1
- Vital and health statistics, summary historical data, through 1970, (7) 4148-4
- Sullivan, Gene D.**  
"Booming Agricultural Loans of Commercial Banks", (12) 9371-1.312
- Sullivan, Joseph P.**  
"Outlook for Fertilizer", (12) 25164-1.2
- Summer employment**  
Fed Govt summer employees, by agency and State, July-Sept 1974, (10) 9842-1.12, (11) 9842-1.13, (12) 9842-1.14
- Summers, Gene F.**  
"Large Industry in a Rural Area: Demographic, Economic and Social Impacts", (10) 25168-13  
"Problems in Rural Communities After Industry Arrives", (10) 25168-13
- Supplemental security income program**  
Disability insurance programs under Social Security; admin, costs, beneficiary characteristics, and relationship to other programs, 1967-74, (7) 21788-18  
Food stamp eligibility for SSI recipients, July 1974, (7) 4746-11.28  
Payments and persons receiving benefits, monthly rpt, (7) 4742-1.5, (12) 4742-1  
Recipients and payments: Fed SSI payments, State supplements, and concurrent social security benefits, May 1974, (12) 4746-11.36  
Recipients of State payments supplementing Fed SSI program, amount and number, by State, 1974, (11) 4742-1.325
- Supplementary Medical Insurance Trust Fund**  
*see* Federal trust funds
- Supplementary wage benefits**  
*see* Employee benefit plans
- Supreme Court**  
Cases number pending and classifications of cases acted on, 1963-72, Attorney General's annual rpt, (11) 6004-1  
Criminal justice statistics: employment and expenditures; crimes, criminals, and arrests; courts and correction and public attitudes, 1960's-73 annual compilation, (7) 6064-6  
Review petitions on writ of certiorari filed in Fed Courts of Appeals and disposed of, FY74, annual rpt, (12) 18204-2.16
- Surgeons and surgery**  
Brain drain of scientists, engineers, and physicians from developing countries to US, 1949-72, (11) 21384-2  
Heart surgery performed and surgeons on staff, 1970 hospital inventory, (10) 4008-9.2  
Hospital patients with surgical operations discharged, by sex, age, region, 1972, (10) 4146-5.13  
Manpower studies in 16 medical specialties, annotated bibl, 1960-74, (11) 4458-31  
Surgical instruments and supplies industry establishments, employment, production, and specialization, final industry rpt, 1972 Census of Manufactures, (11) 2493-1.77
- Surinam**  
Coinage of nations and world coins; gold and silver production and monetary stocks, by country, 1972, (10) 8204-1.6
- Economic trends in income, production, employment, prices, and foreign trade, 1974 annual rpt, (11) 2026-3.82
- Exports of US, detailed commodity by country and world area of destination, 1973, annual rpts, (7) 2424-5
- Imports of US, detailed commodity weights and values, by country and world area of origin, 1973, annual rpt, (11)(12) 2424-2
- Loan repayment status by program and country, AID and predecessor agencies, June 1974, semiannual rpt, (10) 7202-2
- Loans and grants from US and intl agencies, by program and country, FY46-73, annual rpt, (10) 7204-4
- Surplus government property**  
Recreational use surplus property transferred to State and local govts, 1970-72, (7) 5808-7
- Surveillance**  
*see* Electronic surveillance
- Survey of Agricultural Finance**  
Farm tenure and value, on/off farm income, expenditures, credit used, debts, taxes paid, by State, 1970 Survey of Agricultural Finance, (7) 2339-11
- Survey of Consumer Expenditures**  
*see* Consumer Expenditures Survey
- Survey techniques**  
*see* Methodology
- Survivors**  
*see* Old-Age, Survivors, Disability, and Health Insurance
- Svec, Robert J.**  
"Big Soviet Grain Crops Strain Storage Handling Facilities", (7) 1922-2.334
- Swaziland**  
AID capital and technical assistance projects, by field of activity and country, FY72, annual rpt, (12) 7204-5  
Coinage of nations and world coins; gold and silver production and monetary stocks, by country, 1972, (10) 8204-1.6  
Exports of US, detailed commodity by country and world area of destination, 1973, annual rpts, (7) 2424-5  
Imports of US, detailed commodity weights and values, by country and world area of origin, 1973, annual rpt, (11)(12) 2424-2  
Loans and grants from US and intl agencies, by program and country, FY46-73, annual rpt, (10) 7204-4  
Sugar supplier countries, US quota filling performance, historical and projected, by country, 1974 rpt, (11) 21168-4
- Sweden**  
Beef and veal production, consumption, and trade in Western Europe, 1960-74 and projected 1980, (12) 1528-74  
Coinage of nations and world coins; gold and silver production and monetary stocks, by country, 1972, (10) 8204-1.6  
Economic and business investment conditions, and trade practices, 1974 rpt, (7) 2026-2.28  
Economic trends in income, production, employment, prices, and foreign trade, 1974 semiannual rpt, (12) 2026-3.83  
Exports of US, detailed commodity by country and world area of destination, 1973, annual rpts, (7) 2424-5  
Fallout monitoring from nuclear bomb tests, Sweden, 1968-72, (7) 9102-2.308
- Fresh produce exports from Western US coast to 6 European countries, analysis of distribution system, 1967-72, (7) 1548-56
- Imports of US, detailed commodity weights and values, by country and world area of origin, 1973, annual rpt, (11)(12) 2424-2
- Loan repayment status by program and country, AID and predecessor agencies, June 1974, semiannual rpt, (10) 7202-2
- Loans and grants from US and intl agencies, by program and country, FY46-73, annual rpt, (10) 7204-4
- Mineral industry country review: policies, production, and trade, by commodity, 1972 Minerals Yearbook preprint, (12) 5604-17.57
- Paper and pulp production and exports, 1972-73, (12) 2042-5.304
- Productivity trends, levels, and effects on living standards, US and major trading partners, selected years 1950-72, (7) 6828-10
- Social security expenditures in 9 countries, by type of program, 1968 and 1971, (10) 4746-11.29
- Uranium industry marketing, production, and resources, 1974 annual AEC seminar rpts, (12) 9104-19
- Sweeteners**  
*see* Honey and beekeeping  
*see* Syrups and sweeteners
- Swimming**  
Injuries related to pools and equipment, investigation of causes, 1974, (11) 9166-2.8, (11) 9166-2.9
- Swine**  
*see* Livestock and livestock industry
- Switzerland**  
Beef and veal production, consumption, and trade in Western Europe, 1960-74 and projected 1980, (12) 1528-74  
Coinage of nations and world coins; gold and silver production and monetary stocks, by country, 1972, (10) 8204-1.6  
Economic and business investment conditions, and trade practices, 1974 rpt, (12) 2026-2.62  
Economic and monetary trends, compounded annual rates of change, US and 9 foreign countries, 1954-73, (10) 9391-8  
Economic trends in income, production, employment, prices, and foreign trade, 1974 semiannual rpt, (12) 2026-3.84  
Loans and grants from US and intl agencies, by program and country, FY46-73, annual rpt, (10) 7204-4
- Synthetic fibers and fabrics**  
Cellulosic and noncellulosic manmade fibers industry establishments, employment, production, and specialization, final industry rpt, 1972 Census of Manufactures, (12) 2493-1.35  
Children lightweight clothing, mothers preferences for cotton and other fibers, 1973 survey, (7) 1568-150  
Cotton, manmade fiber staple and linters: consumption, stocks, and spindle activity, 1973-74 season, Current Industrial Rpt annual summary, (11) 2506-2.18  
Imports, exports, and trade balance for cotton, wool, and man-made fiber textiles, 1958-73, (12) 2058-1

- Imports of US, cotton, wool, manmade fiber, and other textile manufactures, quantity by country of origin, monthly and semiannual rpts series, (10) 2056-1
- Knit textile export and import trade for US, 1965-73, (7) 1561-1.303
- Narrow fabric mills industry occupational composition, Apr 1971, (12) 6746-4.108
- Occupational composition, synthetic and silk weaving mills industry, Apr 1971, (12) 6746-4.106
- Occupational composition, textile finishing, except wool, industry, Apr 1971, (12) 6746-4.109
- Production, US and world, 1960's-74, semiannual situation rpt, (11) 1561-13
- Productivity, employee output, man-hours, and employment indexes, 1974 annual rpt, (7) 6824-1.3
- Soviet Union market for US polymer production and processing equipment, 1974 analysis; Soviet chemical-petrochemical production and trade, 1965-75, (7) 2038-5
- Textile fiber consumption and interfiber competition, 1948-72; projected 1985 consumption, (12) 1548-66
- Synthetic food products**
- Exports of US, detailed commodity by country and world area of destination, 1973, annual rpts, (7) 2424-5
- Production and sales, synthetic organic chemicals, 1973, preliminary rpt, (7) 9886-1.7
- Synthetic fuels**
- Energy supply labor requirements, by industry and occupation, selected years, 1960-90; Project Independence studies, (12) 9307-14
- Energy supply, projected economic and environmental effects at selected dev levels, by region, 1974-85: Project Independence studies, (11) 9307-2, (11) 9307-5
- Synthetic products**
- see* Chemicals and chemical industry
- see* Plastics and plastics industry
- see* Synthetic fibers and fabrics
- see* Synthetic food products
- see* Synthetic fuels
- Syphilis**
- see* Venereal diseases
- Syria**
- Agricultural imports of Mideastern and North African nations, from US and world, by commodity and country, 1960's-74, (10) 1522-1.334
- Coinage of nations and world coins; gold and silver production and monetary stocks, by country, 1972, (10) 8204-1.6
- Economic conditions summary data, 17 Near Eastern and North African nations, 1974 rpt, (11) 2026-2.48
- Exports of US, detailed commodity by country and world area of destination, 1973, annual rpts, (7) 2424-5
- Imports of US, detailed commodity weights and values, by country and world area of origin, 1973, annual rpt, (11)(12) 2424-2
- Loan repayment status by program and country, AID and predecessor agencies, June 1974, semiannual rpt, (10) 7202-2
- Loans and grants from US and intl agencies, by program and country, FY46-73, annual rpt, (10) 7204-4
- Mineral industry country review: policies, production, and trade, by commodity, 1972 Minerals Yearbook preprint, (12) 5604-17.58
- Radioactivity readings near Chienhua nuclear reactor site, 1973, (10) 9102-2.315
- Loans and grants from US and intl agencies, by program and country, FY46-73, annual rpt, (10) 7204-4
- Market potential for US products and marketing info, 12 Near Eastern nations, 1974 rpt, (11) 2028-4
- Mineral industry review: policies, production, and trade, by commodity, 1972 Minerals Yearbook preprint, (12) 5604-17.73
- UN peacekeeping forces in Middle East, funding by country, Oct 1973-Apr 1974, and estimated future costs, (12) 21388-20
- Syrups and sweeteners**
- Exports of US, detailed commodity by country and world area of destination, 1973, annual rpts, (7) 2424-5
- Food consumption, supply, trade, prices, and expenditures: statistics and indexes, by commodity, 1960-73, annual rpt, (12) 1544-4
- Maple syrup crop production, current primary statistics, 1974 annual releases series, (7)(10)(11)(12) 1621-1
- Outlook, natl annual agricultural conf papers, 1975, (12) 25164-1.3
- see also* Honey and beekeeping
- Tacoma, Wash.**
- Occupational wage survey, 64 SMSA's 1973-74; 105 SMSA's 1974-75, individual SMSA annual rpt, (12) 6785-3.8
- Taiwan**
- Background notes, summary social and economic data, 1974, (7) 7006-2.29
- Coinage of nations and world coins; gold and silver production and monetary stocks, by country, 1972, (10) 8204-1.6
- Economic trends in income, production, employment, prices, and foreign trade, 1974 semiannual rpt, (11) 2026-3.73
- Exports of US, detailed commodity by country and world area of destination, 1973, annual rpts, (7) 2424-5
- Exports of US: grains, oilseeds, oilseed products, and cotton, by area and country of destination, weekly rpt, (10) 1621-20, (10) 1922-3
- Fertilizer production, trade, marketing, and consumption, 1960-70, (7) 9806-3.1
- Fish catch, fleet, imports and exports, 1969-70, foreign fisheries rpt, (7) 2166-8.1
- Fish catch, fleet, imports and exports, 1971, foreign fisheries rpt, (7) 2166-8.17
- Imports of US, detailed commodity weights and values, by country and world area of origin, 1973, annual rpt, (11)(12) 2424-2
- Loan repayment status by program and country, AID and predecessor agencies, June 1974, semiannual rpt, (10) 7202-2
- Loans and grants from US and intl agencies, by program and country, FY46-73, annual rpt, (10) 7204-4
- Mineral industry country review: policies, production, and trade, by commodity, 1972 Minerals Yearbook preprint, (12) 5604-17.34
- Tariff Commission**
- see* U.S. Tariff Commission
- Tariffs and foreign trade controls**
- Ceramics industry devs and tariff impact: foreign trade, production, consumption, and employment, May 1973-74, annual Tariff Commission rpt, (10) 9884-4
- Customs collections by districts, FY73-74, (10) 8144-3
- Customs collections, 15 largest districts, quarterly rpt, (11) 8142-1
- Eastern Europe trade, effect of US restrictions, 1960's-72 and projected 1980, (7) 23848-28.3
- Sugar supplier countries, US quota filling performance, historical and projected, by country, 1974 rpt, (11) 21168-4
- Trade prospects for US exporters in 10 nations of Far East and Oceania, 1974 rpt, (7) 2026-2.40
- Tanker Act**
- Violation cases disposition, 1973, (10) 7402-1.4
- Tanker ships**
- Domestic waterborne commerce between and within geographical trade areas, by commodity and vessel type, 1965-72, (10) 2128-13
- Hazardous substances bulk transportation, comparative costs and safety risks analysis for inland water, rail, truck, and pipeline bulk transport, 1974 rpt, (7) 2128-11
- Inventory of active merchant fleet and US reserve fleet, June 1974 semiannual rpt, (11) 2122-3
- US fleet size and age characteristics 1972-73, and on order Oct 1973, (12) 25268-25
- World LNG tanker fleet status, Jan 1974, and requirements for US-USSR joint project, (10) 21248-9
- Tanks**
- see* Military vehicles
- Tanzania**
- Agricultural production, economics, and trade, 1960-74, country rpts series, (12) 1526-2.62
- AID capital and technical assistance projects, by field of activity and country, FY72, annual rpt, (12) 7204-5
- Coinage of nations and world coins; gold and silver production and monetary stocks, by country, 1972, (10) 8204-1.6
- Economic trends in income, production, employment, prices, and foreign trade, 1974 annual rpt, (11) 2026-3.85
- Exports of US, detailed commodity by country and world area of destination, 1973, annual rpts, (7) 2424-5
- Fish catch, fleets, imports and exports, 1968-72, foreign fisheries rpt, (7) 2166-10.9
- Imports of US, detailed commodity weights and values, by country and world area of origin, 1973, annual rpt, (11)(12) 2424-2
- Loan repayment status by program and country, AID and predecessor agencies, June 1974, semiannual rpt, (10) 7202-2
- Loans and grants from US and intl agencies, by program and country, FY46-73, annual rpt, (10) 7204-4
- Mineral industry country review: policies, production, and trade, by commodity, 1972 Minerals Yearbook preprint, (12) 5604-17.34

- Energy prices, domestic and intl cost and production effects, selected periods 1950-85, (12) 21248-10
- Fresh produce exports from Western US coast to 6 European countries, analysis of distribution system, 1967-72, (7) 1548-56
- Grain export quotas, prices and domestic availability effects, 1974 article, (11) 9391-1.310
- Groundfish, US trade barriers, 1974 rpt, (11) 2166-2.10
- Imports and tariff reductions effect on domestic industries, Tariff Commission investigations under 1962 Trade Expansion Act; production, trade, price, and domestic industry employment and profit/loss data, selected industries and products series, (10) 9886-3
- Lobster, US trade barriers, 1973 rpt, (10) 2166-2.9
- Oil import quota program, Fed Govt subsidies, cost/benefit analysis, 1974 rpt, (7) 23848-37
- Oil supply and demand, 1970-85, and costs to producers and US consumers, 1972; oil import program and control analysis, Tariff Commission rpt, (7) 9888-2
- Rate levels of tariffs relationship to industry conditions, analysis, 1974 article, (7) 9373-1.304
- Shortages, problems, and possible impact of export controls, 6 commodities, 1974 GAO rpt, (7) 26108-123
- Tariff Commission staff research studies on tariff rates, foreign trade, and policy, series, (10) 9886-2
- Tariffs and imports of US from 9 Communist countries, failure to grant most favored nation tariff rates, 1951-72, (10) 9886-2.6
- Trade agreement and tariff adjustment programs, 1973 annual rpt, (10) 21784-10
- Trade Agreement Program, annual rpt of Pres, 1973, (12) 444-1  
*see also* Common markets and free trade areas
- Taube, Carl A.**  
"Role of a National Statistics Programme in the Planning of Community Psychiatric Services in the U.S.", (12) 4228-31
- Tax appeals**  
*see* Tax protests and appeals
- Tax Court of the U.S.**  
Retirement systems of Fed Govt: provisions, fund outlays, balances, and liabilities, 10 systems, FY73, and projected to FY83, GAO rpt, (7) 26108-115
- Tax courts**  
*see also* Tax protests and appeals
- Tax exempt organizations**  
*see also* Nonprofit organizations and foundations
- Tax protests and appeals**  
Alcohol and tobacco refund claims, FY73, Treasury Dept annual rpt, (12) 8484-1.6
- Tax sharing**  
*see* Revenue sharing
- Taxation**  
Airline payments of US and foreign taxes, by carrier group and type of tax, 1969-73, annual rpt, (12) 9144-8
- Appalachia local govt tax revenue sources analysis; property, sales, and income tax rates, by State, FY69, (7) 1598-103
- Bank taxation by States under Natl Banking Act of 1864, 1974 article, (7) 9389-1.304
- Capital gains tax reform proposals, impact on tax revenues, 1974 article, (7) 9373-1.305
- City govt finances: revenue, expenditures, and holdings, 405 cities, FY73, annual rpt, (7) 2466-2.4
- Court cases, civil and criminal: Fed district, appeals, and special courts, FY74 and selected 1960-70's data, annual rpt, (12) 18204-2
- Domestic internal sales corporations, effect of legislation on tax revenues and exports, 1972, annual rpt, (10) 8004-6
- Energy taxes, estimated impact on consumption, demand, and prices, 1975-85, (7) 25368-24.3
- Farm real estate and personal property taxes, 1909-73, (7) 1548-58.7
- Fed, State and local tax receipts, flow-of-funds accounts, 1959 and 1965-73, annual rpt, (10) 9364-3.2, (10) 9364 3.6
- Fed Tax Deposit System, taxes received, Treasury Dept daily statement, (7) 8002-8
- General data, Statistical Abstract of US, 1974 annual rpt, (11) 2324-1
- Govt finances and employment, Fed, State, and local: historical statistics, 1902-FY72, 1972 Census of Govts, (12) 2460-4
- Govt finances, Fed, State, and local: detailed revenues by source, expenditures by function, debt, and holdings, 1972 Census of Govts, (11) 2457-5
- Govt finances, Fed, State, and local: revenues by source and expenditures by function, FY73 annual rpt, (10) 2466-2.5
- Govt revenue, Fed, State, and local taxes, by major source, 1948-72, biennial rpt, (7) 10044-1.1
- Hwy statistics, 1973 pre-release data from annual rpt, (7) 7556-2
- Motor carriers operating taxes and licenses, Fed and State, by type of tax, 1972, ICC annual rpt, (12) 9486-1.5
- Municipal and township govt finances: revenues, expenditures, indebtedness, and holdings, 1972 Census of Govts, (7) 2457-4
- Railroad retirement tax rates, legislative changes in employer and employee contributions, FY74, (10) 9702-1.312
- Railroads Fed taxes paid, total and by individual road, Dec 1973 semiannual rpt, (11) 9482-6
- Revenues from taxes, totals and percent of GNP by type of tax, US and 5 foreign industrial nations, late 1950's-1971, (12) 2018-2
- Savings and loan assns taxation compared to other financial instns under current and proposed laws, 1972-73, analyses, (12) 25248-16
- State govt finances: revenues, expenditures, and holdings, FY73, annual rpt, (7) 2466-2.3
- State govts tax collections, by detailed type of tax, and gas, cigarette, and income tax rates, FY74, (11) 2466-2.1
- Transportation, interstate commerce carriers Fed and State taxes, by type of carrier and State, 1972, ICC annual rpt, (12) 9486-1  
*see also* Agricultural finance  
*see also* Estate tax  
*see also* Excise tax  
*see also* Gift tax  
*see also* Income taxes  
*see also* Licenses  
*see also* Property tax  
*see also* Revenue sharing  
*see also* Sales tax  
*see also* State and local taxes  
*see also* Tariffs and foreign trade controls  
*see also* Tax protests and appeals
- Taxicabs**  
County Business Patterns: employees, payrolls, and establishments by detailed industry, State, county, and SMSA, 1973, annual rpts series, (7)(10)(11) 2326-6  
Demand responsive transportation services, analysis of operating services and planning, 1974 rpt, (12) 7888-3
- Taylor, Earl G.**  
"Initial Facilities for a Regional Wholesale Food Distribution Center at New Orleans", (12) 1708-21
- Tea**  
Exports and imports of US, by country and commodity, FY73-74, annual rpt, (12) 1524-1  
Exports and imports of US, by detailed SIC commodity and world area of origin/destination, 1973, annual rpt, (12) 2424-6  
Exports of US, detailed commodity by country and world area of destination, 1973, annual rpts, (7) 2424-5  
Food consumption, supply, trade, prices, and expenditures: statistics and indexes, by commodity, 1960-73, annual rpt, (12) 1544-4  
Foreign and US spices, essential oils, and tea production and US imports, 1974 FAS annual circulars, (7)(10) 1925-15  
Imports of US, detailed commodity weights and values, by country and world area of origin, 1973, annual rpt, (11)(12) 2424-2  
Imports of US, detailed commodity weights and values, by country of origin, monthly rpt, (11) 2422-2
- Teacher education**  
OE program characteristics and evaluation of effectiveness, FY73 annual rpt, (11) 4504-12  
Vocational education training teachers, FY73, annual rpt, (7)(12) 4504-4
- Teachers**  
Adult education programs in community organizations: enrollment, staff, and demographic characteristics of participants, 1972 survey, (11) 4648-10  
Adult educational enrollment, instructional staff, and programs in public school systems, 1968-69 and 1969-70, (11) 4648-9  
Elementary and secondary public school staff and pupil services available, selected pupil/staff ratios, 1970 survey, (7) 4588-25  
Elementary and secondary public schools annual salary index, 1925-71, annual rpt, (11) 6724-1.6

**Teachers**

Elementary and secondary public schools statistics, 1973 annual rpt, (7) 4584-5  
 Elementary and secondary teachers, demand and surplus supply, by region, 1971-73, GAO survey, (7) 26108-121  
 ESEA title I pupil and staff participation and expenditures, FY72, (11) 4566-1.19  
 Govt employment and payrolls, Fed, State, and local: by type of local govt and function, State, and county, 1972 Census of Govts, (12) 2455-2  
 Vocational education students, teachers, and classes, detailed characteristics, 1972, (7) 4648-4

*see also* Teacher education

**Teaching aids and devices**

*see* Audiovisual education  
*see* Educational materials

**Technical assistance**

*see* Foreign assistance

**Technical education**

*see also* Agricultural education  
*see also* Vocational education and training

**Technicians**

*see* Scientists and technicians

**Technological innovations**

Air pollution particulate emission standards, control techniques and costs, and pollution damage, 1974 EPA rpt, (7) 9198-27  
 Industry and technological change, employment and productivity impacts by industry, 1960-85, (11) 6828-11  
 Nuclear reactor cooling systems performance and cost estimates, AEC 1972 rpt, (11) 9108-32  
*see also* Lasers

**Technology**

*see* Research  
*see* Research and development  
*see* Science and technology  
*see* Technological innovations

**Teen-agers**

*see* Youth

**Telecommunication**

Computers, telecommunication cost estimates for value added computer networks, 1974 rpt, (11) 2218-19  
 Industry market and capital investment summary statistics, 1970-74, pamphlet, (12) 2808-2  
 License applications, by type of facility, FCC FY73 annual rpt, (10) 9284-4.11  
*see also* Communications satellites  
*see also* Educational broadcasting  
*see also* Public broadcasting  
*see also* Radio and phonograph  
*see also* Telegraph  
*see also* Telephone and telephone industry  
*see also* Television

**Telegraph**

County Business Patterns: employees, payrolls, and establishments by detailed industry, State, county, and SMSA, 1973, annual rpts series, (7)(10)(11) 2326-6  
 Employee occupational groups and hourly rates of pay, telephone and telegraph, 1972, (7) 6787-6.62  
 Financial data for telephone and telegraph cos, 1971-72, FCC annual rpt, (10) 9284-4.11  
 General data, Statistical Abstract of US, 1974 annual rpt, (11) 2324-1  
 Industry market and capital investment summary statistics, 1970-74, pamphlet, (12) 2808-2  
 Loan activities, Rural Telephone Program, FY70-74, semiannual rpt, (7) 1242-2  
 Low income neighborhoods in 50 largest US cities: population, income, employment, and housing characteristics, 1970 census supplementary rpts, (12) 2535-2  
 Occupational composition, communication equipment industry, June 1971, (12) 6746-4.94  
 Overseas telecommunication rates history and detailed rate tables, 1927-73, (12) 2808-4  
 Rural Telephone Bank loans and activities, FY73, annual rpt, (7) 1244-3  
 Rural Telephone Program loans and borrower operations and finances, 1973, annual rpt, (7) 1244-2  
 Service availability and costs in US and 14 foreign industrialized nations, 1960-71, (12) 2808-3  
 Voice communication facilities operated by Bur of Reclamation, July 1974, annual rpt, (12) 5824-2.5  
 Wage chronology: AT&T Co long lines dept contract negotiations with Communications Workers of America, Oct 1940-July 1974, (7) 6787-7.47

**Television**

Antenna towers over 1,000 ft, FCC FY73 annual rpt, (10) 9284-4.9  
 Children shows advertising prices and program costs, 1972-74, (11) 9288-3  
 County Business Patterns: employees, payrolls, and establishments by detailed industry, State, county, and SMSA, 1973, annual rpts series, (7)(10)(11) 2326-6  
 Financial and licensing data for communications industries, FCC FY73 annual rpt, (10) 9284-4  
 Financial data for TV networks and stations, 1973, annual rpt, (12) 9284-2  
 General data, Statistical Abstract of US, 1974 annual rpt, (11) 2324-1  
 Imports and tariff reductions effect on domestic TV receiver and parts industry, Tariff Commission investigations under 1962 Trade Expansion Act; production, trade, price, and domestic industry employment and profit/loss data, Nov 1971, (10) 9886-3.21  
 Industry market and capital investment summary statistics, 1970-74, pamphlet, (12) 2808-2  
 Injuries and TV associated hazards, 1974 rpt, (11) 9166-3.10  
 Injuries involving TV sets, analysis, FY74, (11) 9162-1.311  
 Injuries involving TV sets, investigation of causes, 1974, (11) 9166-2.4  
 Occupational composition, communication equipment industry, June 1971, (12) 6746-4.94  
 Occupational composition, radio and television receiving equipment industry, June 1971, (11) 6746-4.26  
 Overseas telecommunication rates history and detailed rate tables, 1927-73, (12) 2808-4  
 Production of sets, 1973, annual Current Industrial Rpt, (10) 2506-2.94  
 Programming and employment practices, analyses and evaluations for 144 local stations, 1973, (11) 9288-4  
 Programming time for news, public affairs, and local shows, 686 local stations, annual FCC rpt, FY73, (11) 9284-11  
 Public TV license holders and stations: financial, employment, broadcast, and production data, FY72, annual rpt, (7) 4654-2  
 Radiation intensity from radio and TV signals in Washington, DC, 1973 study, (11) 9232-1.313  
 Radiowave exposure to population in vicinity of UHF transmitter, 1974 article, (7) 9232-1.309  
 Receiving set industries, radio and TV: employee output, man-hours and employment indexes, 1974 annual rpt, (7) 6824-1.3  
 Repairs, effect of regulation on incidence of fraud and overcharging, 1973, (12) 9406-1.19  
 Retail trade establishments employment, sales, and payroll, final State rpts, 1972 census, (7)(10)(11)(12) 2397-1  
 Subsidies to commercial TV broadcasting resulting from FCC regulations, 1974 rpt, (7) 23848-37  
*see also* Cable television  
*see also* Educational broadcasting

*see also* Political broadcasting

**Tell, Richard A.**  
 "Calculated Field Intensities Near a High Power UHF Broadcast Installation", (7) 9232-1.309  
 "HF Spectral Activity in the Washington, D.C. Area", (11) 9232-1.313

**Temperature**  
*see* Weather

**Temple, Tex.**  
 Occupational wage survey, 64 SMSA's 1973-74; 105 SMSA's 1974-75, individual SMSA annual rpt, (12) 6785-3.8

**Tennant, Forest S.**  
 "Survival Potential and Quality of Care Among Free Clinics", (12) 4102-1.345

**Tennessee**  
 Agribusiness and agriculture related occupation classifications, Natl Agribusiness Manpower Project, 1974 rpt, (7) 1546-1.5  
 Agricultural Stabilization and Conservation Service programs by county, 1973, annual State rpt, (7) 1806-2.42  
 Appalachian regional dev, FY73 annual rpt, (7) 9084-1  
 County and SMSA population estimates, selected States, July 1, 1972-73, Fed-State cooperative program, (7) 2546-4.10  
 County Business Patterns: employees, payrolls, and establishments, by industry, county, and SMSA, 1973 annual rpt, (7) 2326-6.46  
 Deaths, geographic detail including each town of 10,000 or more, by State and outlying area, US Vital Statistics annual rpt, (11) 4144-3  
 "Economic Slowdown Hits Tennessee," 1974 article, (11) 9371-1.310  
 Fish landings and processing, by detailed species and value, Mississippi River drainage areas, by State, 1972, annual rpt, (12) 2166-3.6  
 Mental health community centers catchment areas, by State, county, census tract and code, 1973 regional rpts, (10) 4228-35.4  
 Mineral industry State review: by commodity, production and producers, value and work experience, 1972 Minerals Yearbook preprint, (12) 5604-16.43  
 Mineral production, quantity and value, each State and outlying area, Mineral Industry Surveys advance annual summary rpt series, (12) 5614-6.43  
 Service industry establishments, employment, receipts, and payroll, final State rpt, 1972 census, (11) 2391-1.43  
 State employee average hourly compensation, 1972, (11) 6786-3.10  
 Wholesale trade establishments, employment, sales, and payroll and expenses, final State rpt, 1972 census, (11) 2405-1.43  
*see also* Chattanooga, Tenn.  
*see also* Memphis, Tenn.  
*see also* Nashville, Tenn.  
*see also* under State in the "Index by Categories"

**Tennessee River**  
*see also* Tennessee Valley

**Tennessee Valley**  
 River control, reservoir storage and flows, TVA 1973 annual rpt, (7) 9804-7

**Tennessee Valley Authority**  
 Construction projects, Office of Engineering Design and Construction FY74, annual rpt, (12) 9804-11  
 Data banks maintained by Fed depts and agencies, info collected and access, Senate Judiciary Committee survey, 1970-74, (11) 25528-20.6  
 Employees and pay structure, Fed Govt civilian, by dept and agency, 1973, annual rpt, (12) 9844-6  
 Employees, Fed Govt civilian, by geographic location, dept and agency, and pay system, 1972, annual rpt, (11) 9844-8  
 Equipment costs to govt and other buyers, and Fed and State regulation of industry, 1966-73, (7) 26108-129  
 Fertilizer production, trade, marketing and consumption in developing countries, 1960-72, (7) 9806-3  
 Fertilizer supply and demand in developed, developing, and Communist countries, 1967-78, biennial rpt, (12) 9804-9  
 Ghana fertilizer production, consumption, crop response, and potential industry expansion, 1972 survey with projections to 1982, (7) 9808-24  
 Laboratories operated by or for Fed Govt: costs, space and equipment, personnel, and utilization, June 30, 1972, inventory, (7) 21188-1  
 Latin America production, supply, consumption, and foreign investment potential, 32 countries, 1962-72 with projections to 1980, (7) 9808-25  
 Philippines fertilizer industry production and consumption and potential for expansion, 1970-74 with projections to 1980, (7) 9808-26  
 Power capacity, use, operations, and finances, FY60-74, annual rpt, (12) 9804-6  
 Retirement systems of Fed Govt: provisions, fund outlays, balances, and liabilities, 10 systems, FY73, and projected to FY83, GAO rpt, (7) 26108-115  
 River control, reservoir storage and flows, 1973 annual rpt, (7) 9804-7  
 Union recognitions, agreements, and membership, Fed employees, Nov 1973, annual rpt, (7) 9844-14

**Terpilak, Michael S.**  
 "Environmental Radiation Effects of Nuclear Facilities in New York State", (7) 9232-1.308

**Territorial waters**  
 Foreign fishing off US Northwest coast, by country and type of fish, 1973 and earlier comparisons 1960-73, 1974 hearings, (12) 25268-22

**Territories of the U.S.**  
 Fed Govt civilian employees, by dept and agency and geographic locations, 1972, annual rpt, (11) 9844-8  
 General data, Statistical Abstract of US, 1974 annual rpt, (11) 2324-1  
 Waterborne commerce between and within domestic geographical trade areas, 1965-72, (10) 2128-13  
*see also* American Samoa  
*see also* Guam  
*see also* Panama Canal  
*see also* Puerto Rico  
*see also* Trust Territory of the Pacific Islands

*see also* Virgin Islands  
*see also* under Outlying Area in the "Index by Categories"

**Terrorism**  
 Political kidnappings of US and foreign diplomats and businessmen, 1968-73, (11) 21488-1  
*see* Air piracy  
*see* Bombs  
*see* Kidnapping  
*see* Vandalism

**Tetanus**  
*see* Infective and parasitic diseases

**Teterboro Airport**  
 Passengers and aircraft operations, 1962-72, (7) 7504-1.4

**Texaco, Inc.**  
 Income, production, and sales, 1971-73, (7) 25368-24.3

**Texas**  
 Agribusiness and agriculture related occupation classifications and 1970 employment data, Natl Agribusiness Manpower Project rpt, (12) 1546-1.7  
 Agricultural Stabilization and Conservation Service programs by county, 1973, annual State rpt, (7) 1806-2.43  
 Compensatory education projects, results of pre and post test evaluation studies, 1970-71, (11) 4508-23  
 County and SMSA population estimates, July 1, 1972-73, (11) 2546-3.35  
 County Business Patterns: employees, payrolls, and establishments, by industry, county, and SMSA, 1973 annual rpt, (10) 2326-6.47  
 Deaths, geographic detail including each town of 10,000 or more, by State and outlying area, US Vital Statistics annual rpt, (11) 4144-3  
 Fish landings and processing, by detailed species and value, Mississippi River drainage areas, by State, 1972, annual rpt, (12) 2166-3.6  
 Fish landings by species and value, 1973 annual rpt, (12) 2166-4.15  
 Mental health community centers catchment areas, by State, county, census tract and code, 1973 regional rpts, (10) 4228-35.6  
 Mineral industry State review: by commodity, production and producers, value and work experience, 1972 Minerals Yearbook preprint, (12) 5604-16.44  
 Offshore exploratory well drilling success ratios 1971-73, (12) 25268-26.1  
 Offshore oil- and gas-producible shut-in leased wells and estimated gas reserves, La and Tex, Jan 1974, (7) 9358-20  
 Optometrists, licensed: by age, sex, county and type of practice, and education, 1973, (7) 4456-3.44  
 Pesticide distribution and movement through a Texas ricefield-marshland ecosystem, 1971, (10) 482-1.317  
 Pesticide monitoring in lower Rio Grande Valley, 1971-73, (10) 482-1.322  
 Petroleum allocation program, State energy office activities, employees and estimated costs, 1974-75, GAO rpt, (10) 26108-132  
 Sunflower seed and oil production, prices, and trade in US, 1962-74, (11) 1561-3.303

## Texas

Watershed program in Arkansas-White-Red water resource region, evaluation of land use and flood control effects, 1966-70, (7) 1588-21

*see also* Beaumont, Tex.

*see also* Dallas, Tex.

*see also* Fort Worth, Tex.

*see also* Houston, Tex.

*see also* Killeen, Tex.

*see also* Orange, Tex.

*see also* Port Arthur, Tex.

*see also* San Antonio, Tex.

*see also* Temple, Tex.

*see also* Waco, Tex.

*see also* under State in the "Index by Categories"

## Textbooks

Elementary and Secondary Education Act title II, acquisition of library and instructional materials, FY71 annual rpt, (12) 4504-7

## Textile industry and fabrics

Brazil industrial production and imports, equipment and machinery needs, and US export sales opportunities, by industry sector, 1974 rpt, (11) 2028-5

Broadwoven fabrics finished, 1973, Current Industrial Rpt, annual, (7) 2506-2.20

Carpet and rug industry establishments, employment, production, and specialization, final industry rpt, 1972 Census of Manufactures, (11) 2493-1.14

Consumption of textile fibers and interfiber competition, 1948-72; projected 1985 consumption, (12) 1548-66

Cotton acreage, production, prices, stocks, consumption, manufacture, and trade, US and world, 1920-73, (12) 1568-19

Cotton, foreign and US production and trade, 1974 FAS annual circulars, (7)(11)(12) 1925-4

County Business Patterns: employees, payrolls, and establishments by detailed industry, State, county, and SMSA, 1973, annual rpts series, (7)(10)(11) 2326-6

Exports and imports of US, by detailed SIC commodity and world area of origin/destination, 1973, annual rpt, (12) 2424-6

Exports of US, detailed commodity by country and world area of destination, 1973, annual rpts, (7) 2424-5

Flammable fabric injury analysis, victim and accident characteristics, FY74 annual rpt, (12) 9164-2

Imports, exports, and trade balance for cotton, wool, and man-made fiber textiles, 1958-73, (12) 2058-1

Imports of US, cotton, wool, manmade fiber, and other textile manufactures, quantity by country of origin, monthly and semiannual rpts series, (10) 2056-1

Imports of US, detailed commodity weights and values, by country and world area of origin, 1973, annual rpt, (11)(12) 2424-2

Imports of US, detailed commodity weights and values, by country of origin, monthly rpt, (11) 2422-2

Income tax returns of businesses: income, expense, and tax data, by selected industries, 1972, annual preliminary rpt, (11) 8304-6

Injuries and illnesses in private nonfarm industries, by detailed industry, 1972, annual rpt, (10) 6844-1

Knit textile export and import trade for US, 1965-73, (7) 1561-1.303

Linens production and shipments, 1972-73, Current Industrial Rpt, revisions of annual data, (10) 2506-2.30

Mergers and acquisitions, economic characteristics of companies involved, by industry, 1967-71, (12) 2326-2.4

Narrow fabrics shipments, 1973, Current Industrial Rpt, annual, (7) 2506-2.15

Occupational composition, cotton weaving mills industry, Apr 1971, (12) 6746-4.102

Occupational composition, floor covering mills industry, Apr 1971, (12) 6746-4.99

Occupational composition, knitting mills industry, Apr 1971, (12) 6746-4.98

Occupational composition, miscellaneous fabricated textile products industry, May 1971, (12) 6746-4.70

Occupational composition, miscellaneous textile goods industry, Apr 1971, (12) 6746-4.100

Occupational composition, narrow fabric mills industry, Apr 1971, (12) 6746-4.108

Occupational composition, textile finishing, except wool, industry, Apr 1971, (12) 6746-4.109

Occupational composition, wool weaving and finishing mills industry, June 1971, (12) 6746-4.103

Occupational composition, yarn and thread mills industry, Apr 1971, (12) 6746-4.101

Outlook, natl annual agricultural conf papers, 1975, (12) 25164-1.3, (12) 25164-1.4

Production and marketing outlook, by industry, trends 1967-74 and projected 1975-80, annual rpt, (11) 2044-1

Projected population, income, employment, and production (series E projections); for US, water resources regions, and States, 1980-2020 with selected historical comparisons, (11) 17708-4

R&D industry funds, 1972; employment of scientists and engineers, Jan 1973; and trends, 1953-72, annual rpt, (12) 9624-8

Southeastern States textile mills employment, 1947-74, annual summary rpt, (7) 6944-1

Technological change and impact on productivity and employment, by industry, 1960-85, (11) 6828-11

Textile machinery industry establishments, employment, production, and specialization, final industry rpt, 1972 Census of Manufactures, (12) 2493-1.64

Transportation of textile mill products, including apparel, by transport mode and region of origin and destination, 1972 Commodity Transportation Survey, (11) 2575-1.1

Water quantity and quality requirements of 11 industries, 1972 rpt, (7) 9208-29.6

Yarn, spun, production, 1973, Current Industrial Rpt, annual, (7) 2506-2.14

Yarn, textured, production, 1973, Current Industrial Rpt, annual, (7) 2506-2.13

*see also* Clothing and clothing industry

*see also* Cotton

*see also* Fibers

*see also* Synthetic fibers and fabrics

*see also* Wool and wool trade

## Textron, Inc.

"Solar Cell Market Analysis", (11) 9307-10.6

## Thadani, Jawhar A.

"India's Cashew Exports", (10) 1922-2.343

## Thailand

AID capital and technical assistance projects, by field of activity and country, FY72, annual rpt, (12) 7204-5

Coinage of nations and world coins; gold and silver production and monetary stocks, by country, 1972, (10) 8204-1.6

Economic and business investment conditions, and trade practices, 1974 rpt, (7) 2026-2.37

Economic trends in income, production, employment, prices, and foreign trade, 1974 semiannual rpt, (12) 2026-3.86

Exports of US, detailed commodity by country and world area of destination, 1973, annual rpts, (7) 2424-5

Fish catch, fleet, imports and exports, 1938-70, foreign fisheries rpt, (7) 2166-8.11

Fish catch, fleet, imports and exports, 1969-70, foreign fisheries rpt, (7) 2166-8.5

Health conditions, epidemiologic analysis, 1960s-70s data, (10) 4006-1.12

Housing investment guaranty program of AID in developing countries, 1974 GAO review, (12) 26108-149

Imports of US, detailed commodity weights and values, by country and world area of origin, 1973, annual rpt, (11)(12) 2424-2

Kenaf exports, 1971/72-1973/74, by country of destination, FAS circular series, (12) 1925-17.3

Loan repayment status by program and country, AID and predecessor agencies, June 1974, semiannual rpt, (10) 7202-2

Loans and grants from US and intl agencies, by program and country, FY45-73, annual rpt, (10) 7204-4

Mineral industry country review: policies, production, and trade, by commodity, 1972 Minerals Yearbook preprint, (12) 5604-17.59

Rice export prices, white fob Bangkok, by month, 1971-74, semiannual rpt, (10) 1561-8

Sugar supplier countries, US quota filling performance, historical and projected, by country, 1974 rpt, (11) 21168-4

Trade prospects for US exporters in 10 nations of Far East and Oceania, 1974 rpt, (7) 2026-2.40

Wheat and feedgrain supply and distribution, 1955-74, (11) 1925-2.23

## Theater

Theatrical establishments and organizations employment, receipts, and payroll, final State rpts, 1972 Census of Selected Service Industries, (7)(10)(11)(12) 2391-1



- Theft**  
 see Robbery and theft
- Therapy**  
 see Occupational therapy  
 see Physical therapy  
 see Rehabilitation of the disabled
- Thermal pollution**  
 see Water pollution
- Thermal power**  
 see Geothermal resources
- Thomas, James C.**  
 "Analysis of the Commercial Lobster (Homarus americanus) Fishery Along the Coast of Maine, Aug. 1966 Through Dec. 1970", (11) 2168-13
- Thomason, Francis G.**  
 "U.S. Sunflower Seed Situation", (11) 1561-3.303
- Thompson, Bruce W.**  
 "Tabular Summary of Student Questionnaire Data, Vol. 2", (11) 4586-1.2
- Thompson, Gayle B.**  
 "Work Experience and Income of the Population Aged 60 and Older, 1971", (11) 4742-1.324
- Thorburn, W. Garth**  
 "Dry Weather Cuts India's Peanut Crop; New Variety Being Sought", (10) 1922-2.342
- Thorhaug, Anita**  
 "Biologically Allowable Thermal Pollution Limits", (7) 9208-23
- Thorson, Lee C.**  
 "Fishery Publications, 1973: Lists and Indexes", (10) 2164-5
- Throop, Adrian W.**  
 "New Emphasis in Regulations Affects Liability Management", (11) 9379-1.311
- Tihansky, Dennis P.**  
 "Cost Analysis of Water Pollution Control: Annotated Bibliography", (11) 9208-33  
 "Economic Damages to Household Items from Water Supply Use", (7) 9208-26
- Tilley, John W.**  
 "Tourism", (7) 23848-28.3
- Timber**  
 see Lumber industry and products
- Tire industry**  
 see Rubber and rubber industry
- Toal, William D.**  
 "Distribution of Southeastern Income", (7) 9371-1.308  
 "Strange Happenings in the Labor Market", (7) 9371-1.309
- Tobacco industry and products**  
 Agricultural Stabilization and Conservation Service programs and activities, by county, 1973, annual State rpt series, (7) 1806-2  
 Agricultural Stabilization and Conservation Service programs and practices, by county, 1973, annual State rpt series, (12) 1806-2  
 CCC financial condition and programs, FY74, annual detailed rpt, (12) 1824-3  
 Chartbook, general agricultural data, 1960-74 and selected earlier data, annual rpt, (12) 1504-3  
 Cigar and cigarette production and manufacturers stocks, and taxes collected, FY73, Treasury Dept annual rpt, (12) 8484-1  
 Cigarette sales, per capita consumption, and advertising expenditures, 1963-73, annual rpt, (10) 9404-4  
 County Business Patterns: employees, payrolls, and establishments by detailed industry, State, county, and SMSA, 1973, annual rpts series, (7)(10)(11) 2326-6  
 Exports and imports of US, by country and commodity, FY73-74, annual rpt, (12) 1524-1  
 Exports and imports of US, by detailed SIC commodity and world area of origin/destination, 1973, annual rpt, (12) 2424-6  
 Exports of US, detailed commodity by country and world area of destination, 1973, annual rpts, (7) 2424-5  
 Farm marketing cash receipts, feed crops, 1910-73, seimannual rpt, (7) 1541-2.3  
 Farm marketing cash receipts, 125 commodities and commodity groups, 1971-73, annual rpt, (7) 1541-3  
 Foreign and US production and trade, 1974 FAS annual circulars, (7)(11) 1925-16  
 Imports of US, detailed commodity weights and values, by country and world area of origin, 1973, annual rpt, (11)(12) 2424-2  
 Imports of US, detailed commodity weights and values, by country of origin, monthly rpt, (11) 2422-2  
 Injuries and illnesses in private nonfarm industries, by detailed industry, 1972, annual rpt, (10) 6844-1  
 Marketing, prices, grades and types of 3 classes, 1973 crop and 1973-74 season, annual rpt series, (7) 1319-5  
 Mergers and acquisitions, economic characteristics of companies involved, by industry, 1967-71, (12) 2326-2.4  
 Occupational composition, tobacco manufactures industry, Apr 1971, (10) 6746-4.52  
 Outlook, natl annual agricultural conf papers, 1975, (12) 25164-1.3  
 Production and marketing outlook, by industry, trends 1967-74 and projected 1975-80, annual rpt, (11) 2044-1  
 Production, consumption, and prices, 1954-72, econometric model analysis of tax and support changes, (7) 1548-64  
 Production data, 45 crops: current primary statistics on planting and yields, 1974 annual releases series, (7)(10)(11)(12) 1621-1  
 Productivity, employee output, man-hours, and employment indexes, 1974 annual rpt, (7) 6824-1.3  
 Retail trade establishments employment, sales, and payroll, final State rpts, 1972 census, (7)(10)(11)(12) 2397-1  
 Situation quarterly rpt articles, (7) 1561-10  
 Taxes on tobacco by State and local govts, by State, 1972-73, biennial rpt, (7) 10044-1.15  
 Tobacco industry establishments, employment, production, and sepcialization, final industry rpt, 1972 Census of Manufactures, (10) 2493-1.10  
 Wholesale trade establishments, employment, sales, and payroll and expenses, final State rpts, 1972 census, (7)(10)(11)(12) 2405-1  
 see also Smoking
- Todd, Malcolm J.**  
 "Lake Superior Beginning-of-Month Water Levels and Monthly Rates of Storage Changes", (11) 2178-4
- Togo**  
 AID capital and technical assistance projects, by field of activity and country, FY72, annual rpt, (12) 7204-5  
 Economic trends in income, production, employment, prices, and foreign trade, 1974 annual rpt, (7) 2026-3.87  
 Exports of US, detailed commodity by country and world area of destination, 1973, annual rpts, (7) 2424-5  
 Imports of US, detailed commodity weights and values, by country and world area of origin, 1973, annual rpt, (11)(12) 2424-2  
 Loans and grants from US and intl agencies, by program and country, FY46-73, annual rpt, (10) 7204-4
- Toledo, Ohio**  
 Occupational wage survey, 94 SMSA's, 1973-74, individual SMSA annual rpts, (11) 6785-2.18
- Tommy, Joseph L.**  
 "Financing Small Farms: Brazilian Experience 1965-69", (10) 1544-1.6
- Tonga**  
 Coinage of nations and world coins; gold and silver production and monetary stocks, by country, 1972, (10) 8204-1.6
- Tool and die industry**  
 see Machines and machinery industry
- Tornadoes**  
 see Storms
- Torts**  
 Court cases, civil and criminal: Fed district, appeals, and special courts, FY74 and selected 1960-70's data, annual rpt, (12) 18204-2
- Tourist travel**  
 see Travel
- Town planning**  
 see City and town planning  
 see Model cities programs  
 see New towns
- Toxic and inflammable goods**  
 see Hazardous substances  
 see Pesticides  
 see Poisoning and drug reaction
- Toys and toy industry**  
 Exports and imports of US, by detailed SIC commodity and world area of origin/destination, 1973, annual rpt, (12) 2424-6  
 Games and toys industry establishments, employment, production, and specialization, final industry rpt, 1972 Census of Manufactures, (11) 2493-1.79  
 Guns (air, gas, and spring operated), injury analysis, 1973, (10) 9162-1.310  
 Imports of US, detailed commodity weights and values, by country and world area of origin, 1973, annual rpt, (11)(12) 2424-2  
 Imports of US, detailed commodity weights and values, by country of origin, monthly rpt, (11) 2422-2  
 Mergers and acquisitions, economic characteristics of companies involved, by industry, 1967-71, (12) 2326-2.4  
 Occupational composition, toys and sporting goods industry, June 1971, (12) 6746-4.93

## Toys and toy industry

## Index by Subjects and Names

- Production and marketing outlook, by industry, trends 1967-74 and projected 1975-80, annual rpt, (11) 2044-1
- Retail trade establishments employment, sales, and payroll, final State rpts, 1972 census, (7)(10)(11)(12) 2397-1
- Toy chests, injury analysis, 1973, (7) 9162-1.309
- Wholesale trade establishments, employment, sales, and payroll and expenses, final State rpts, 1972 census, (7)(10)(11)(12) 2405-1
- Trade**  
*see* Agricultural exports and imports  
*see* Foreign trade  
*see* Marketing  
*see* Retail trade  
*see* Wholesale trade
- Trade adjustment assistance**  
 Worker adjustment assistance petition determinations, by industry, Oct 1962-Dec 1973, annual rpt, (10) 21784-10  
 Worker adjustment assistance, Tariff Commission determinations, Oct 1962-Dec 1973, (12) 444-1
- Trade agreements**  
 Devis in intl trade agreements during 1972, annual rpt, (10) 9884-5  
 Soviet-US commercial agreements concluded, 1972-73, texts and summaries, (10) 25368-23  
 Sugar supplier countries, US quota filling performance, historical and projected, by country, 1974 rpt, (11) 21168-4  
 Tariff Commission staff research studies on tariff rates, foreign trade, and policy, series, (10) 9886-2  
 Trade agreement and tariff adjustment programs, 1973 annual rpt, (10) 21784-10  
*see also* Common markets and free trade areas  
*see also* Tariffs and foreign trade controls
- Trade Expansion Act**  
 Imports and tariff reductions effect on domestic industries, Tariff Commission investigations under 1962 Trade Expansion Act; production, trade, price, and domestic industry employment and profit/loss data, selected industries and products series, (10) 9886-3  
 Trade agreement and tariff adjustment programs, 1973 annual rpt, (10) 21784-10  
 Trade Agreement Program, annual rpt of Pres, 1973, (12) 444-1
- Trade fairs**  
*see* Exhibitions and trade fairs
- Trade promotion**  
*see* Foreign trade promotion
- Trade regulation**  
*see* Antitrust law  
*see* Consumer protection  
*see* Copyright  
*see* Interstate commerce  
*see* Licenses  
*see* Monopolies  
*see* Patents  
*see* Price regulation  
*see* Tariffs and foreign trade controls  
*see* Trade adjustment assistance  
*see* Trademarks
- Trade unions**  
*see* Labor unions
- Trademarks**  
 General data, Statistical Abstract of US, 1974 annual rpt, (11) 2324-1
- Trading stamps**  
*see* Sales promotion
- Traffic accidents and safety**  
 Amputee/physical impairment waiver, commercial motor vehicle drivers, 1973 accident record, (12) 7558-15  
 Commercial carrier accidents involving fire, 1972, (12) 7554-4  
 Commercial carrier accidents involving mechanical defect or failure, 1972, annual rpt, (11) 7554-5  
 Commercial carrier road check inspections: vehicle defects, cargo and driver violations, Jan-July 1973, semiannual rpt, (7) 7552-2  
 Cost estimates of hwy accidents, GAO 1974 analysis, (7) 26108-128  
 Daylight saving time year-round, estimated effects on motor vehicle accidents and accidents involving school children, 1974 DOT study, (7) 7308-27.5  
 Deaths and death rates, by cause, 1971 US Vital Statistics advance rpt, (11) 4146-5.15  
 Deaths, geographic detail including each town of 10,000 or more, by State and outlying area, US Vital Statistics annual rpt, (11) 4144-3  
 Fed employees occupational accidents and illnesses and property damage, by agency, 1973, annual rpt, (10) 6604-1  
 General data, Statistical Abstract of US, 1974 annual rpt, (11) 2324-1  
 Hwy safety literature and Natl Hwy Traffic Safety Admin contract rpts, monthly abstract journal, (7) 7762-1  
 NASA accident and injury types, causes, frequency, severity, and costs, 1973, annual rpt, (11) 9504-4  
 Natl Highway Traffic Safety Admin, activities, accident data, and funding, 1973 annual rpt, (10) 7764-1  
 Natl Hwy Traffic Safety Admin accident investigation and data analysis activities, 1973, annual rpt, (12) 7764-2  
 Rail-highway grade-crossing accidents, detailed analysis, 1973, annual rpt, (7) 7604-2  
 Railroad-motor vehicle accidents, FY73 DOT annual rpt, (12) 7304-1.2  
 Safety program funds appropriated by Fed Govt, status for current fiscal year, monthly rpt, (12) 7552-9  
 Speed trends and speed limit enforcement and compliance, by State, and hwy and vehicle type, 1973-74, (12) 7768-5  
 Speed trends, by State, region, and vehicle type, 1973, annual rpt, (12) 7554-17  
 Traffic cases in State and local courts, judge time spent, 1971-72 survey, (11) 6068-2  
 Vehicles involved, accidents, and fatalities, autos, motorcycles, and taxis, 1962-72, annual natl transportation summary rpt, (10) 7304-2  
*see also* Automobile safety devices
- Traffic engineering**  
*see also* Parking facilities
- Trainor, Henry C.**  
 "World Monetary Conditions in Relation to Agricultural Trade", (11) 1522-2.302
- Trakhtenberg, I. M.**  
 "Chronic Effects of Mercury on Organisms", (10) 4478-29
- Tranquilizers**  
*see* Sedatives
- Transient housing**  
*see also* Hotels and motels
- Transit districts**  
*see* Special districts
- Transportation and transportation equipment**  
 Accident investigations and recommendations, 1973, NSTB annual rpt, (7) 7804-1  
 Agricultural transportation outlook, 1975-80, annual conf papers, (12) 25164-1.2  
 AID capital and technical assistance projects, by field of activity and country, FY72, annual rpt, (12) 7204-5  
 Balance of payments, travel and transportation transactions, 1969-73, Survey of Current Business article, (7) 2702-1.327  
 Brazil industrial production and imports, equipment and machinery needs, and US export sales opportunities, by industry sector, 1974 rpt, (11) 2028-5  
 Collective bargaining agreements, 1000 workers or more, provisions and characteristics, 1973 annual rpt, (7) 6784-11  
 Commodity Transportation Survey, 1972: shipments of manufactured commodities by transportation mode and region of origin and destination, (10)(11)(12) 2575-1  
 Commodity Transportation Survey, 1972: shipments of printing and publishing industry products, by transport mode and region of origin, (11) 2575-4  
 Commodity Transportation Survey, 1972: shipments of small manufacturing plants, by region, commodity, transportation mode, and distance shipped, special rpt, (12) 2575-5  
 Costs and revenues, inventory, performance, and pollution effects, 1962-72, annual natl transportation summary rpt, (10) 7304-2  
 County Business Patterns: employees, payrolls, and establishments by detailed industry, State, county, and SMSA, 1973, annual rpts series, (7)(10)(11) 2326-6  
 Domestic waterborne shipping market analysis and fleet characteristics; and cargo carried comparisons with other transportation modes, 1974 Maritime Admin study, (10) 2128-14  
 DOT admin and funding activities, transportation accidents data, and safety programs, FY73 annual rpt, (12) 7304-1  
 Employment and output projections, 1980 and 1985, by detailed industry and occupation, and 1959-72 base data, (7) 6728-4  
 Employment and wages of workers covered by State unemployment insurance laws and Fed employees unemployment compensation, quarterly rpt, (7) 6742-11  
 Energy supply, projected economic and environmental effects at selected dev levels, by region, 1974-85: Project Independence studies, (11) 9307-2.5

- Energy supply transport requirements, by region, commodity, and mode of transport, 1974-85; Project Independence studies, (12) 9307-15, (12) 9307-16
- Equipment industry, miscellaneous establishments, employment, production, and specialization, final industry rpt, 1972 Census of Manufactures, (12) 2493-1.75
- Equipment industry, wholesale establishments, employment, sales, and payroll and expenses, final State rpts, 1972 census, (7)(10)(11)(12) 2405-1
- Exports of US commodities by country of destination and method of transportation, 1973 detailed annual rpts, (7) 2424-5
- Farmer cooperatives transportation costs, by carrier mode, 1971, (7) 1128-12
- Fed Govt transportation program expenditures, by program, State, and SMSA-nonSMSA areas, 1957-71, (12) 7308-32
- Foreign visitor arrivals and US citizen departures, by air, land, and sea transportation, 1972 annual rpt, (11) 2904-1
- General data, Statistical Abstract of US, 1974 annual rpt, (11) 2324-1
- Govt employment and payrolls for operation of public utilities, State and local gov't (by type): 1972 Census of Govts, (12) 2455-2
- Govt expenditures for and revenues from operation of transit utilities, Fed, State, and local: 1972 Census of Govts, (11) 2457-5
- Govt finances, Fed, State, and local: revenues by source and expenditures by function, FY73 annual rpt, (10) 2466-2.5
- Hwy statistics, 1973 pre-release data from annual rpt, (7) 7556-2
- Imports of US commodities by country of origin and method of transportation, 1973 detailed annual rpt, (11)(12) 2424-2
- Imports of US, detailed commodity weights and values, by country of origin, monthly rpt, (11) 2422-2
- Income tax returns of businesses: income, expense, and tax data, by selected industries, 1972, annual preliminary rpt, (11) 8304-6
- Injuries and illnesses in private nonfarm industries, by detailed industry, 1972, annual rpt, (10) 6844-1
- Input-output structure of US economy, detailed interindustry transactions, full basic tables, 1967, (7) 2708-17
- Mergers and acquisitions, economic characteristics of companies involved, by industry, 1967-71, (12) 2326-2.4
- Middle Atlantic States economic characteristics, Fed Reserve 5th District, selected years 1960-73, (7) 9389-4
- Minerals and mineral fuels distribution, by method and commodity, 1967-71, 1972 Minerals Yearbook, (7) 5604 1.1
- Minority-owned firms: number, receipts, and employees, by industry, State, county, SMSA, and city, 1972 Survey of Minority-owned Business, (12) 2328-5
- Multinat'l US transportation equipment firms, foreign affiliates: financial structure and impact of Foreign Direct Investment Program, 1966-71, (10) 2078-3
- Municipal and township gov't finances: revenues, expenditures, indebtedness, and holdings, 1972 Census of Govts, (7) 2457-4
- Production and marketing outlook, by industry, trends 1967-74 and projected 1975-80, annual rpt, (11) 2044-1
- R&D, Fed Gov't funding by function, FY69-75, NSF rpt, (12) 9627-9
- R&D industry funds, 1972; employment of scientists and engineers, Jan 1973; and trends, 1953-72, annual rpt, (12) 9624-8
- State gov't finances: revenues, expenditures, and holdings, FY73, annual rpt, (7) 2466 2.3
- Subsidy programs of Fed Gov't, costs and synopsis by program, FY70-75, (11) 23848-40  
*see also* Aircraft and aircraft industry  
*see also* Airlines  
*see also* Automobiles  
*see also* Boats and boating  
*see also* Commuting  
*see also* Freight  
*see also* Harbors and ports  
*see also* High-speed ground transportation  
*see also* Highways  
*see also* Inland water transportation  
*see also* Military vehicles  
*see also* Motor bus lines  
*see also* Motor vehicle industry  
*see also* Motorcycles and bicycles  
*see also* Passenger ships  
*see also* Pipelines  
*see also* Railroads  
*see also* Rivers and waterways  
*see also* Ships and shipping  
*see also* Subways  
*see also* Tanker ships  
*see also* Taxicabs  
*see also* Trucks and trucking industry  
*see also* Urban transportation  
*see also* under Industry in the "Index by Categories"
- Transportation census**  
*see* Census of Transportation
- Transportation Department**  
*see* Department of Transportation
- Trapping**  
*see* Hunting and trapping
- Travel**  
 Air passenger traffic and capacity, by individual carriers, monthly rpt, (7) 9142-13  
 Air passengers and aircraft departures of US certificated carriers, by US and foreign airport, aircraft type, and airline, 1973, detailed semiannual rpt, (7) 7502-2  
 Air passengers denied confirmed space on commercial flights, by individual carrier, FY73-74, (11) 9148-25  
 Air travel use compared to other modes of transport, 1952-72, biennial rpt, (12) 9144-4.9  
 Airline departures from US to other countries, US citizens and aliens, 1964-74, (12) 9148-19  
 Airlines industry traffic and financial data, FY73, CAB annual rpt to Congress, (12) 9144-1  
 Airlines seating capacity and revenue passenger miles flown, trunk lines and local service carriers, seasonally adjusted data, monthly rpts, (12) 9142-19
- Aviation activity forecasts: traffic, aircraft, pilots, and airport and fuel use, FY70-86, annual rpt, (12) 7504-6
- Balance of payments, travel and transportation transactions, 1969-73, Survey of Current Business article, (7) 2702-1.327
- Eastern Europe countries tourist industries, effect on economies, 1960-73, (7) 23848-28.3
- Energy crisis effect on industries with many small businesses, and on leisure activity industries, 1974 hearings, (12) 25248-15
- Foreign visitor arrivals and US citizen departures, by US port and country of embarkation/debarkation, and transport mode, 1972, annual rpt, (11) 2904-1
- Foreign visitor arrivals in US, Canadian travel to US, and monthly special features, (11) 2902-1
- France tourism, characteristics of French travelers and travel, 1974 article, (11) 2902-1.313
- France tourism, foreign travel industry and market, detailed analysis, 1974 rpt, (11) 2908-12
- General data, Statistical Abstract of US, 1974 annual rpt, (11) 2324-1
- Germany, West, tourism, foreign travel industry and market, detailed analysis, 1974 rpt, (11) 2908-8
- Index of monthly articles by foreign country, Summary and Analysis of International Travel to US, 1971-74, (12) 2908-13
- Japanese travel patterns and characteristics, US and other areas, 1972-73 survey, (12) 2908-14
- Motor carrier passengers, revenues, and mileages, intercity and local service, June 1974, semiannual rpt, (12) 9482-10
- Natl park areas visits, CY 1972-73, semiannual rpt, (7) 5542-2
- Passengers arrived and departed US by sea and air from foreign countries, by country of embarkation and debarkation, INS FY73 annual rpt, (10) 6264-2.5
- Vaccination requirements for intl travel, by country, and USPHS prophylactic recommendations, 1974 rpt, (7) 4204-11
- Water carrier freight and passenger revenues and traffic, by US region and water carrier company, June 1974, semiannual rpt, (7)(11) 9482-9  
*see also* Passports and visas
- Travel Service**  
*see* U.S. Travel Service
- Treasury Department**  
*see* Department of Treasury
- Treaties and conventions**  
 Air-transport, US bilateral agreements with other nations, 1944-72; domestic, intl and territorial flight equipment interchange agreements, 1938-72, biennial rpt, (12) 9144-4.8  
*see also* Trade agreements
- Trials**  
 Criminal justice statistics: employment and expenditures; crimes, criminals, and arrests; courts and correction and public attitudes, 1960's-73 annual compilation, (7) 6064-6

**Trials**

Length of civil and criminal trials, Fed district courts, FY68-74, annual rpt, (12) 18204-2.14

**Trichinosis**

see Food and waterborne diseases

**Trinidad and Tobago**

see Caribbean area

**Trucks and trucking industry**

Accidents involving fire, 1972, (12) 7554-4

Accidents involving mechanical defect or failure, 1972, annual rpt, (11) 7554-5

Cargo loss and claim experience at 7 trucking enterprise terminals, 1971-72, DOT transportation cargo security experiment, (7) 7308-22

Census of Transportation, 1972: trucks inventory and use characteristics, clothbound Vol 2, (12) 2573-2

Commercial carrier road check inspections: vehicle defects, cargo and driver violations, Jan-July 1973, semiannual rpt, (7) 7552-2

Commodity Transportation Survey, 1972: shipments of manufactured commodities by transportation mode and region of origin and destination, (10)(11)(12) 2575-1

Commodity Transportation Survey, 1972: shipments of printing and publishing industry products, by transport mode and region of origin, (11) 2575-4

Corporate ownership and control, disclosure of stock or debt held by financial instns, 1974 hearings, (10) 25408-12

Costs and revenues, inventory, performance, and pollution effects, 1962-72, annual natl transportation summary rpt, (10) 7304-2

County Business Patterns: employees, payrolls, and establishments by detailed industry, State, county, and SMSA, 1973, annual rpts series, (7)(10)(11) 2326-6

Drivers of commercial motor vehicles with amputee/physical impairment waiver, 1973 accident record, (12) 7558-15

Energy supply transport requirements, by region, commodity, and mode of transport, 1974-85; Project Independence studies, (12) 9307-15, (12) 9307-16

Exports of US, detailed commodity by country and world area of destination, 1973, annual rpts, (7) 2424-5

Financial and operating data interstate commerce freight and passenger carriers, 1972, ICC annual rpt, (12) 9486-1.5

Foreign and US production and registration, by world area and country, 1971-73, annual rpt, (7) 2044-4

Freight forwarder operating revenues, income, and freight received, by individual company, Dec 1973 semiannual rpt, (12) 9482-12

Fuel consumption for heavy-duty highway trucks, at varying rates of speed, 1974 DOT study, (7) 7558-14

General data, Statistical Abstract of US, 1974 annual rpt, (11) 2324-1

Hazardous substances bulk transportation, comparative costs and safety risks analysis for inland water, rail, truck, and pipeline bulk transport, 1974 rpt, (7) 2128-11

Household goods Class I carriers, operating revenues, net income and revenue tons, quarterly rpt, (10) 9482-14

Hwy statistics, 1973 pre-release data from annual rpt, (7) 7556-2

Income tax returns of businesses: income, expense, and tax data, by selected industries, 1972, annual preliminary rpt, (11) 8304-6

Intercity trucking, output per employee, output, employee, indexes, 1974 annual rpt, (7) 6824-1.4

Operating revenues, expenses, mileages, and freight tons, Class I intercity and local motor carriers of property, Dec 1973 semiannual rpt, (11) 9482-11

Refuse collection industry characteristics, detailed analysis, 1970-71, EPA survey, (12) 9218-15

Refuse disposal truck-to-truck transfer systems in urban areas: trends in design, operation, and economics, 1973 rpt, (12) 9218-17

Registrations, autos and trucks, by SMSA, 1971 annual reprint, (11) 2324-3

Registrations, by vehicle model year, 1962-72, (10) 7764-1.2

Registrations of motor vehicles, by SMSA, 1973, (11) 7558-2

Registrations of motor vehicles, 1973-74, annual rpt, (7) 7554-12

Traffic speed trends and speed limit enforcement and compliance, by State, and hwy and vehicle type, 1973-74, (12) 7768-5

Traffic speed trends, by State, region, and vehicle type, 1973, annual rpt, (12) 7554-17

Trucks and buses industry devs, 2d quarter 1974, Survey of Current Business summary, (7) 2702-1.324

see also Freight

see also Motor vehicle industry

**Trust funds**

Corporate ownership and control, disclosure of stock or debt held by financial instns, 1974 hearings, (10) 25408-12

Govt finances, Fed, State, and local: detailed revenues by source, expenditures by function, debt, and holdings, 1972 Census of Govts, (11) 2457-5

Insurance trust systems, Fed, State, and local: revenues and expenditures, FY73, annual rpt, (10) 2466-2.5

Insurance trust systems, State-administered finances, FY73, annual rpt, (7) 2466-2.3

see also Federal trust funds

**Trust Territory of the Pacific Islands**

Exports of US, detailed commodity by country and world area of destination, 1973, annual rpts, (7) 2424-5

Loans and grants from US and intl agencies, by program and country, FY46-73, annual rpt, (10) 7204-4

see also under Outlying Area in the "Index by Categories"

**TRW Systems, Inc.**

"Modified In-Situ Oil Plant", (11) 9307-9.2

**Tryon, Ames F.**

"Factors Influencing Variations in Distribution of Dental Manpower in an Urban Area", (7) 4102-1.329

**Tsu, Sheldon K.**

"Taiwan Hog Raising: Boom Industry with a Few Problems", (12) 1922-2.348

**Tuberculosis**

Deaths and death rates, by cause, 1971 US Vital Statistics advance rpt, (11) 4146-5.15

Deaths, geographic detail including each town of 10,000 or more, by State and outlying area, US Vital Statistics annual rpt, (11) 4144-3

Hospitals, beds and patients, by State, county, and SMSA, 1971, biennial rpt, (7) 4144-8

Incidence of notifiable diseases, geographic distribution and trends, 1973, annual rpt, (7) 4204-1

Vocationally rehabilitated persons socioeconomic characteristics and disabling condition, FY74 preliminary rpt, (11) 4924-1

**Tuccillo, John A.**

"Taxation of Financial Intermediaries: Equity Issues as They Relate to the Savings and Loan Industry", (12) 25248-16

**Tucker, James F.**

"Indexation as a Response to Inflation: an Examination", (12) 9389-1.306

**Tucson, Ariz.**

Retail trade establishments in major retail centers of SMSA's: number, sales, employment, payrolls, by kind of business, 1972 census series, (11) 2401-1.3

**Tuition**

GI bill benefits compared to college expenses for Vietnam-era veterans, 1974 hearings, (10) 21768-9

Medical and osteopathic students, expenses and sources of income, 1970-71, (11) 4458-7

Selected statistical notes and charts on education, 1973, (11) 4568-8

**Tung nuts**

see Oils, oilseeds, and fats

**Tunisia**

Agricultural imports of Mideastern and North African nations, from US and world, by commodity and country, 1960's-74, (10) 1522-1.334

AID capital and technical assistance projects, by field of activity and country, FY72, annual rpt, (12) 7204-5

Coinage of nations and world coins; gold and silver production and monetary stocks, by country, 1972, (10) 8204-1.6

Economic conditions summary data, 17 Near Eastern and North African nations, 1974 rpt, (11) 2026-2.48

Exports of US, detailed commodity by country and world area of destination, 1973, annual rpts, (7) 2424-5

Housing investment guaranty program of AID in developing countries, 1974 GAO review, (12) 26108-149

Imports of US, detailed commodity weights and values, by country and world area of origin, 1973, annual rpt, (11)(12) 2424-2

Loan repayment status by program and country, AID and predecessor agencies, June 1974, semiannual rpt, (10) 7202-2

Loans and grants from US and intl agencies, by program and country, FY46-73, annual rpt, (10) 7204-4

Mineral industry country review: policies, production, and trade, by commodity, 1972 Minerals Yearbook preprint, (12) 5604-17.60

Trade prospects for US exporters in 10 African nations, 1974 rpt, (7) 2026-2.42

**Turkey**

AID capital and technical assistance projects, by field of activity and country, FY72, annual rpt, (12) 7204-5  
 Coinage of nations and world coins; gold and silver production and monetary stocks, by country, 1972, (10) 8204-1.6  
 Exports of US, detailed commodity by country and world area of destination, 1973, annual rpts, (7) 2424-5  
 Imports of US, detailed commodity weights and values, by country and world area of origin, 1973, annual rpt, (11)(12) 2424-2  
 Loan repayment status by program and country, AID and predecessor agencies, June 1974, semiannual rpt, (10) 7202-2  
 Loans and grants from US and intl agencies, by program and country, FY46-73, annual rpt, (10) 7204-4  
 Mineral industry country review: policies, production, and trade, by commodity, 1972 Minerals Yearbook preprint, (12) 5604-17.61  
 NATO countries trade with Communist countries, by country, 1969-72, revised annual rpt, (10) 7146-1.18  
 Opium growing ban recision, 1974 GAO analysis, (10) 26108-144  
 Pulp and paper current and proposed production, 1974 article, (7) 2042-5.303  
 Trade prospects for US exporters in Near Eastern and South Asian nations, 1974 rpt, (11) 2026-2.41  
 US economic assistance, 1947-73, GAO analysis, (10) 26108-145

**Turkeys**

see Poultry industry and products

**Turner, William R.**

"Distribution and Relative Abundance of Fishes in Newport River, North Carolina", (11) 2168-12

**Turnover of labor**

see Labor turnover

**Turpentine**

see Gum and wood chemicals

**TVA**

see Tennessee Valley Authority

**Uganda**

AID capital and technical assistance projects, by field of activity and country, FY72, annual rpt, (12) 7204-5  
 Coinage of nations and world coins; gold and silver production and monetary stocks, by country, 1972, (10) 8204-1.6  
 Exports of US, detailed commodity by country and world area of destination, 1973, annual rpts, (7) 2424-5  
 Imports of US, detailed commodity weights and values, by country and world area of origin, 1973, annual rpt, (11)(12) 2424-2  
 Loan repayment status by program and country, AID and predecessor agencies, June 1974, semiannual rpt, (10) 7202-2  
 Loans and grants from US and intl agencies, by program and country, FY46-73, annual rpt, (10) 7204-4

Mineral industry country review: policies, production, and trade, by commodity, 1972 Minerals Yearbook preprint, (12) 5604-17.34

**Uhlman, Gerald E.**

"Incidence of Vasectomies Refused and Reasons for Refusal", (10) 4102-1.338

**Ulcers**

see Gastrointestinal diseases

**Ullman, Winston K.**

"Expansion Possibilities for the Livestock Feeding and Beef Packing Industry in Montana", (12) 1128-17

**Unar, M.**

"Review of the Indonesian Shrimp Fishery and Its Present Developments", (7) 2166 9.16

**Underdeveloped countries**

see Developing countries

**Unemployment**

see Employment and unemployment, general  
 see Employment and unemployment, local and regional  
 see Public welfare programs  
 see Social security  
 see Unemployment insurance  
 see Work incentive programs

**Unemployment insurance**

Claims, by State, weekly rpt, (12) 6402-4  
 Current statistics, Monthly Labor Review, (7)(10) 6722-1.5  
 Employment and wages of workers covered by State unemployment insurance laws and Fed employees unemployment compensation, quarterly rpt, (7) 6742-11

Financial data: State programs Fed-State extended benefits, and analysis of reserves 1973 preliminary data, (7) 6408-5

Govt finances and employment, Fed, State, and local: historical statistics, 1902-FY72, 1972 Census of Govts, (12) 2460-4  
 Govt finances, Fed, State, and local: detailed revenues by source, expenditures by function, debt, and holdings, 1972 Census of Govts, (11) 2457-5

Insured unemployed, selected data, 1960-72, (11) 6724-1.3

State program data, since 1940, monthly rpt, (7) 4742-1.8

State program data, 1940-72, SSA annual rpt, (7) 4744-3.2

State unemployment insurance benefits, coverage, and tax provisions, July 1974, (10) 6402-7

Welfare recipients income, by program and household characteristics, 100 local areas and natl averages, 1972 survey, (7) 23848-36

**Unemployment Trust Fund**

see Federal trust funds

**Unions**

see Labor unions

**United Arab Emirates**

Coinage of nations and world coins; gold and silver production and monetary stocks, by country, 1972, (10) 8204-1.6  
 Economic conditions summary data, 17 Near Eastern and North African nations, 1974 rpt, (11) 2026-2.48  
 Exports of US, detailed commodity by country and world area of destination, 1973, annual rpts, (7) 2424-5  
 Imports of US, detailed commodity weights and values, by country and world area of origin, 1973, annual rpt, (11)(12) 2424-2

Market potential for US products and marketing info, 12 Near Eastern nations, 1974 rpt, (11) 2028-4

Mineral industry review: policies, production, and trade, by commodity, 1972 Minerals Yearbook preprint, (12) 5604-17.73

OPEC petroleum production and exports to US, by country and product category, 1973, annual rpt, (7) 9304-1

Trade prospects for US exporters in Near Eastern and South Asian nations, 1974 rpt, (11) 2026-2.41

**United Arab Republic**

see Arab Republic of Egypt

**United Kingdom**

see Great Britain

**United Nations**

Financial problems and assessed contributions outstanding, by country, 1973, GAO rpt, (7) 26108-125  
 Loans and grants from US and intl agencies, by program and country, FY46-73, annual rpt, (10) 7204-4  
 Middle East UN peacekeeping forces, funding by country, Oct 1973-Apr 1974, and estimated future costs, (12) 21388-20  
 Statistical Commission, 1974 session rpt, (12) 102-1.312

US professional employees in 7 UN organizations compared to financial contributions, 1967 and 1970, GAO evaluation, (7) 26108-111

**United Telecommunications, Inc.**

Telephone density and area serviced by major companies, by State, 1973, (12) 2808-5

**Universities**

see Colleges and universities

**Unmanned space programs**

see Communications satellites  
 see Meteorological satellites  
 see Space programs

**Upper Volta**

Africa, Sahel area, drought, famine and relief operations, as of June 1974, (11) 7208-3

AID capital and technical assistance projects, by field of activity and country, FY72, annual rpt, (12) 7204-5

Exports of US, detailed commodity by country and world area of destination, 1973, annual rpts, (7) 2424-5

Imports of US, detailed commodity weights and values, by country and world area of origin, 1973, annual rpt, (11)(12) 2424-2

Loans and grants from US and intl agencies, by program and country, FY46-73, annual rpt, (10) 7204-4

**Uranium**

see Radiation and radioactive materials

**Urban areas**

Arrests, city, suburbs, and rural areas, by age, sex, and race, 1973, FBI annual rpt, (7) 6224-2.3

Crime, arrests by offense charged, age, sex, and race, 1971, (7) 6064-6.4

Developing countries urbanization percent, by country, and comparisons with developed countries and US, 1973, annual rpt, (10) 7204-10

DIME geocoding system, applications and experiences of local area users and foreign govts, Census Use Study, 1974, (12) 2306-2.15

- Educational attainment of population, by selected demographic, economic, and residence characteristics, Mar 1974, Current Population Rpt, (12) 2546-1.274
- Employment trends, including special population groups and metro and nonmetro poverty areas, quarterly press release, (10) 6742-9
- Family budgets, price levels by commodities, urban families of 4 and retired couples, series, (11) 6766-3
- Family budgets, retired couple, 3 average budgets, autumn 1973, selected North Central Region cities, press release, (7) 6958-11
- Family budgets, urban families of 4, 3 average budgets, fall 1973, (7) 6722-1.357
- Finances of 405 city govts: revenue, expenditures, and holdings, FY73, annual rpt, (7) 2466-2.4
- Flood plains urbanized areas extent and dev, 26 areas, 1974 rpt, (10) 5668-12
- Govt employment and payrolls, Fed, State, and local: by type of local govt and function, State, and county, 1972 Census of Govts, (12) 2455-2
- Govt finances and employment, Fed, State, and local: historical statistics, 1902-FY72, 1972 Census of Govts, (12) 2460-4
- Govt finances, Fed, State, and local: detailed revenues by source, expenditures by function, debt, and holdings, 1972 Census of Govts, (11) 2457-5
- Income by farm-nonfarm residence, 1973, advance data, Current Population Rpt, (7) 2546-6.7
- Labor-management relations in State and local govts: labor organization, policies, work stoppages, by State, 1972 Census of Govts, (11) 2455-3
- Land use, agricultural production, and population changes in SMSA's, 1960-70, (7) 1548-57
- Low income neighborhoods in 50 largest US cities: population, income, employment, and housing characteristics, 1970 census supplementary rpts, (12) 2535-2
- Metro areas, Fed Admin Regions, and States: selected general data, 1974 annual reprint, (11) 2324-3
- Migration patterns and problems, urban-suburban-rural, 1950-60's, HUD-AEC 1969 study, (7) 9108-28
- Poor families by farm-nonfarm and metro-nonmetro residence and region, 1973, advance data, Current Population Rpt, (7) 2546-6.8
- Professional, administrative, technical and clerical workers natl wage survey, Mar 1973, annual rpt, (12) 6784-2
- Recreation facilities and open space, low-income inner areas of 25 cities over 250,000 population, 1970 study, (7) 5128-6
- Retail trade establishments in major retail centers and central business districts of SMSA's, by kind of business, 1972 census series, (11)(12) 2401-1
- Rural migrants proportion of urban employment, 1967, (7) 1502-3.303  
*see also* Central cities  
*see also* City and town planning
- see also* Community development programs  
*see also* Federal aid to local government  
*see also* Federal-local relations  
*see also* Model cities programs  
*see also* Municipal government wage surveys  
*see also* New towns  
*see also* Relocation  
*see also* Standard Metropolitan Statistical Areas  
*see also* State-local relations  
*see also* Suburbs  
*see also* Urban renewal  
*see also* Urban transportation  
*see also* under City and under SMSA in the "Index by Categories"  
*see also* under Urban-Rural in the "Index by Categories"
- Urban Mass Transportation Administration**  
Bus transit systems publicly acquired through Fed grant in 4 cities, improvements made since acquisition, 1974 GAO rpt, (12) 26108-150  
Contract report abstracts, series, (10) 7886-1  
Demand responsive transportation services, analysis of operating services and planning, 1974 rpt, (12) 7888-3  
Fed Govt transportation program expenditures, by program, State, and SMSA-nonSMSA areas, 1957-71, (12) 7308-32
- Urban renewal**  
General data, Statistical Abstract of US, 1974 annual rpt, (11) 2324-1  
Municipal and township govt finances: revenues, expenditures, indebtedness, and holdings, 1972 Census of Govts, (7) 2457-4  
Project and grant funds approvals, HUD quarterly rpt, (7) 5002-1.7  
Projects and funds, June 1973, semiannual directory, (12) 5122-2  
*see also* Model cities programs  
*see also* Relocation  
*see also* Retail Food Price Index
- Urban transportation**  
Bus transit systems publicly acquired through Fed grant in 4 cities, improvements made since acquisition, 1974 GAO rpt, (12) 26108-150  
DC Metro, cost estimates of equipment to meet needs of elderly and handicapped passengers, 1974 rpt, (11) 7308-31  
Demand responsive transportation services, analysis of operating services and planning, 1974 rpt, (12) 7888-3  
Fed Govt transportation program expenditures, by program, State, and SMSA-nonSMSA areas, 1957-71, (12) 7308-32  
Local transit union wages and hours survey, July 1973, annual rpt, (7) 6784-6  
Motor carrier intercity and local operating revenues, expenses, mileages, and freight tons, Class I carriers of property, Dec 1973 semiannual rpt, (11) 9482-11  
Municipal and township govt expenditures for and revenues from public utilities operation, 1972 Census of Govts, (7) 2457-4  
Needs and financing estimates for urban mass transit, 1972-90, (10) 7308-29  
Research and technical studies sponsored by Urban Mass Transportation Admin abstracts, series, (10) 7886-1
- Suburbanization implications for urban transportation needs, 1974 rpt, (7) 7308-26  
*see also* Motor bus lines  
*see also* Subways  
*see also* Taxicabs
- Urbana, Ill.**  
Occupational wage survey, 64 SMSA's 1973-74; 105 SMSA's 1974-75, individual SMSA annual rpt, (12) 6785-3.8
- Urogenital diseases**  
Deaths and death rates, by cause, 1971 US Vital Statistics advance rpt, (11) 4146-5.15  
Deaths, geographic detail including each town of 10,000 or more, by State and outlying area, US Vital Statistics annual rpt, (11) 4144-3  
Vocationally rehabilitated persons socioeconomic characteristics and disabling condition, FY74 preliminary rpt, (11) 4924-1
- Uruguay**  
AID capital and technical assistance projects, by field of activity and country, FY72, annual rpt, (12) 7204-5  
Coinage of nations and world coins; gold and silver production and monetary stocks, by country, 1972, (10) 8204-1.6  
Economic trends in income, production, employment, prices, and foreign trade, 1974 semiannual rpt, (12) 2026-3.95  
Exports of US, detailed commodity by country and world area of destination, 1973, annual rpts, (7) 2424-5  
Fertilizer production, supply, consumption, and foreign investment potential in 32 Latin American countries, 1962-72 with projections to 1980, (7) 9808-25  
Imports of US, detailed commodity weights and values, by country and world area of origin, 1973, annual rpt, (11)(12) 2424-2  
Loan repayment status by program and country, AID and predecessor agencies, June 1974, semiannual rpt, (10) 7202-2  
Loans and grants from US and intl agencies, by program and country, FY46-73, annual rpt, (10) 7204-4
- U.S. Advisory Commission on Information**  
Evaluation of goals and operations, advisory commission, FY74, (12) 17604-1
- U.S. Board of Parole**  
Decisions and paroles granted, FY33-73; by sentencing procedure, length, and offense, FY73; parole violator warrants issued, FY60-73, (11) 6244-1  
Justice Dept activities, Attorney General's annual rpt, FY73, (11) 6004-1
- U.S. Border Patrol**  
Assaults on Fed law enforcement officers, by agency, 1973, (7) 6224-4
- U.S. Budget**  
*see* Budget of the U.S.
- U.S. Civil Service Commission**  
Annual rpt, FY73, (7) 9844-15  
Applicant examination and selection procedures, GAO 1974 evaluation, (7) 26108-109  
Data banks maintained by Fed depts and agencies, info collected and access, Senate Judiciary Committee survey, 1970-74, (7) 25528-20.1  
Employee exchanges between Fed agencies, State and local govts and universities, 1974, annual rpt, (12) 9844-26

- Employee training, Fed Govt civilian, 31 agencies, US Civil Service Commission annual rpt, FY73, (7) 9844-12.2
- Employees and pay structure, Fed Govt civilian, by dept and agency, 1973, annual rpt, (12) 9844-6
- Executive manpower needs forecasting methods, 1974 rpt, (12) 9848-15
- Fed Employees Health Benefits Program, open season enrollment changes, by individual plan, Nov 15-30, 1973, (12) 9848-14
- Fed Employees Health Benefits Program, open season enrollment trends, 1961-73, (12) 9848-17
- Fed Govt civilian employees and pay structure, by agency, 1973, annual rpt, (12) 9844-6
- Fed Govt civilian employees, by dept and agency, monthly rpt feature tables, (7)(10)(11)(12) 9842-1
- Fed Govt civilian employees, by geographic location, dept and agency, and pay system, 1972, annual rpt, (11) 9844-8
- Fed Govt civilian employees training, US Civil Service Commission annual rpt, FY73, (7) 9844-12
- Fed Govt civilian executive employees, staffing dynamics and dev programs, FY73 rpt, (12) 9844-25
- Fed Govt employee achievement awards, 1974 Civil Service rpt, (10) 9844-20
- Handicapped persons employment by Fed Govt, by type of handicap and employing agency, 1964-73, annual rpt, (10) 9844-24
- Minority group civilian employees of Fed Govt, by pay system and grade and salary groupings, 1973, advance annual rpt, (12) 9844-13
- Occupational aptitude testing use, with emphasis on hiring of disadvantaged, bibl, Oct 1973, (12) 9848-16
- Personnel systems and training improvement grants to States and local govts, FY74, (11) 9844-19
- State employee professional, administrative, and technical positions, comparative salary ranges, by State, 1974, annual rpt, (10) 9844-22
- Union recognitions, agreements, and membership, Fed employees, Nov 1973, annual rpt, (7) 9844-14
- Women Fed Govt civilian employees, white collar occupations and GS levels, by agency, 1973 annual rpt, (12) 9844-7
- U.S. Coast Guard**  
*see* Coast Guard
- U.S. Commission on Civil Rights**  
*see* Commission on Civil Rights
- U.S. Fish and Wildlife Service**  
*see* Fish and Wildlife Service
- U.S. Geological Survey**  
*see* Geological Survey
- U.S. Information Agency**  
Activities, semiannual rpt of US Information Agency, July-Dec 1973, (12) 9852-1  
Agency in Brief, annual rpt, discontinued, (7) 9854-1  
Data banks maintained by Fed depts and agencies, info collected and access, Senate Judiciary Committee survey, 1970-74, (11) 25528-20.6  
Employees and pay structure, Fed Govt civilian, by dept and agency, 1973, annual rpt, (12) 9844-6
- Employees, Fed Govt civilian, by geographic location, dept and agency, and pay system, 1972, annual rpt, (11) 9844-8
- Evaluation of goals and operations, advisory commission, FY74, (12) 17604-1
- Union recognitions, agreements, and membership, Fed employees, Nov 1973, annual rpt, (7) 9844-14
- U.S. Marshals**  
Assaults on Fed law enforcement officers, by agency, 1973, (7) 6224-4
- U.S. Postal Service**  
Air mail, priority and nonpriority mail revenue ton miles flown by US certificated air carriers, monthly rpt, (7) 9142-13  
Assaults on Fed law enforcement officers, by agency, 1973, (7) 6224-4  
Data banks maintained by Fed depts and agencies, info collected and access, Senate Judiciary Committee survey, 1970-74, (11) 25528-20.6  
Employees and pay structure, Fed Govt civilian, by dept and agency, 1973, annual rpt, (12) 9844-6  
Employees, Fed Govt civilian, by geographic location, dept and agency, and pay system, 1972, annual rpt, (11) 9844-8  
General data, Statistical Abstract of US, 1974 annual rpt, (11) 2324-1  
Mail missent in mechanized letter sorting process, causes and possible solutions, 1974 GAO rpt, (12) 26108-146  
Minority group civilian employees of Fed Govt, by pay system and grade and salary groupings, 1973, advance annual rpt, (12) 9844-13  
Operations, employment, and finances, FY70-74, annual rpt, (12) 9864-1  
Union recognitions, agreements, and membership, Fed employees, Nov 1973, annual rpt, (7) 9844-14  
Women Fed Govt civilian employees, white collar occupations and GS levels, by agency, 1973 annual rpt, (12) 9844-7  
*see also* Postal employees  
*see also* Postal service
- U.S. Savings Bond Division**  
Savings bond sales, redemptions, outstandings, and accrued interest, quarterly rpt, (7) 8442-1
- U.S. savings bonds**  
Issued, redeemed, and outstanding bonds, US Treasury monthly statement, (7) 8002-10  
Issued, redeemed, outstanding bonds, and accrued interest, quarterly rpt, (7) 8442-1  
Sales and redemptions by denomination, 1941-74, Treasury Bulletin additional tables, (7) 8002-4.308  
Sales and redemptions, Treasury Bulletin monthly rpt, additional tables, (12) 8002-4.312  
Sales, by State, 1973-74, (10) 8002-4.309
- U.S. Secret Service**  
Assaults on Fed law enforcement officers, by agency, 1973, (7) 6224-4  
Budget requests for protection and investigatory activities, FY75, annual rpt, (7) 8464-2  
Counterfeit notes and coins, loss to public and amount seized before circulation, FY72-74, (7) 8468-1  
Data banks maintained by Fed depts and agencies, info collected and access, Senate Judiciary Committee survey, 1970-74, (11) 25528-20.5
- U.S. Soldiers Home**  
*see* Soldiers Home
- U.S. Steel Corp.**  
Wage chronology: US Steel Corp contract negotiations with United Steelworkers of America, Mar 1937-Apr 1974, (7) 6787-7.48
- U.S. Tariff Commission**  
Benzenoid chemicals and products imported: quantities, value, competitive status, and country of origin, 1973, annual rpt, (7) 9884-2  
Ceramics industry devs and tariff impact: foreign trade, production, consumption, and employment, May 1973-74, annual Tariff Commission rpt, (10) 9884-4  
Data banks maintained by Fed depts and agencies, info collected and access, Senate Judiciary Committee survey, 1970-74, (11) 25528-20.6  
Imports and tariff reductions effect on domestic industries, Tariff Commission investigations under 1962 Trade Expansion Act; production, trade, price, and domestic industry employment and profit/loss data, selected industries and products series, (10) 9886-3  
Oil supply and demand, 1970-85, and costs to producers and US consumers, 1972; oil import program and control analysis, Tariff Commission rpt, (7) 9888-2  
Petrochemical production, sales, inventories, and production capacities, US, 1973-May 1974, (7) 9888-3  
Staff research studies on tariff rates, foreign trade, and policy, series, (10) 9886-2  
Synthetic organic chemicals production and sales, 1972, annual rpt, (11) 9884-3  
Synthetic organic chemicals production and sales, 1973, preliminary rpts, (7)(11) 9886-1  
Trade agreement devs during 1972, annual rpt, (10) 9884-5  
Union recognitions, agreements, and membership, Fed employees, Nov 1973, annual rpt, (7) 9844-14  
Worker adjustment assistance petition determinations, by industry, Oct 1962-Dec 1973, annual rpt, (10) 21784-10
- U.S. territories**  
*see* Territories of the U.S.  
*see* under Outlying Area in the "Index by Categories"
- U.S. Travel Service**  
Foreign visitor arrivals and US citizen departures, by US port and country of embarkation/departation, and transport mode, 1972, annual rpt, (11) 2904-1  
Foreign visitor arrivals in US, additional tables on Canadian travel and monthly special features, (7) 2902-1, (11) 2902-1  
France tourism, foreign travel industry and market, detailed analysis, 1974 rpt, (11) 2908-12  
Germany, West, tourism, foreign travel industry and market, detailed analysis, 1974 rpt, (11) 2908-8  
Index of monthly articles by foreign country, Summary and Analysis of International Travel to US, 1971-74, (12) 2908-13  
Japanese travel patterns and characteristics, US and other areas, 1972-73 survey, (12) 2908-14

## USDA

see Department of Agriculture

## USIA

see U.S. Information Agency

## USMC

see Marine Corps

## U.S.S.R.

see Soviet Union

## Utah

Agribusiness and agriculture related occupation classifications and 1970 employment data, Natl Agribusiness Manpower Project rpt, (12) 1546-1.9

Agricultural Stabilization and Conservation Service programs in Utah, by county and congressional district, 1973, annual State rpt, (7) 1806-2.44

Air pollution related to heart and lung diseases and symptoms, EPA epidemiological studies in Salt Lake Basin communities, 1967-71, (10) 9198-31

County Business Patterns: employees, payrolls, and establishments, by industry, county, and SMSA, 1973 annual rpt, (7) 2326-6.48

Deaths, geographic detail including each town of 10,000 or more, by State and outlying area, US Vital Statistics annual rpt, (11) 4144-3

Mental health community centers catchment areas, by State, county, census tract and code, 1973 regional rpts, (10) 4228-35.8

Mineral industry State review: by commodity, production and producers, value and work experience, 1972 Minerals Yearbook preprint, (12) 5604-16.45

Mineral production, quantity and value, each State and outlying area, Mineral Industry Surveys advance annual summary rpt series, (12) 5614-6.45

Oil shale dev, projected economic and environmental effects at selected production levels, 1974-2010, (11) 9307-9

Optometrists, licensed: by age, sex, county and type of practice, and education, 1973, (7) 4456-3.45

Retail trade establishments in major retail centers of SMSA's: number, sales, employment, payrolls, by kind of business, 1972 census series, (12) 2401-1.45

Streamflow, reservoir storage, and precipitation, 1974 water year, annual rpt, (7) 1264-6

Wholesale trade establishments, employment, sales, and payroll general data, preliminary State rpt, 1972 census, (7) 2403-1.45

see also Ogden, Utah

see also Orem, Utah

see also Provo, Utah

see also Salt Lake City, Utah

see also under State in the "Index by Categories"

## Utilities

see Public utilities

## Vacations and holidays

Collective bargaining agreements, 1000 workers or more, provisions and characteristics, 1973 annual rpt, (7) 6784-11

Paid vacations and holidays, by industry div, 1959-72, annual rpt, (11) 6724-1.6

see also Area wage surveys

see also Industry wage surveys

see also Municipal government wage surveys

## Vaccination and vaccines

Immunization surveys, inexpensive methodology description, 1974 article, (7) 4102-1.328

Intl travel vaccination requirements, by country, and USPHS prophylactic recommendations, 1974 rpt, (7) 4204-11

Mumps cases reported, 1964-73, and vaccine administered 1968-73, annual rpt, (11) 4205-21

Poliomyelitis, cases reported, laboratory and immunization data, 1972 annual rpt, (10) 4205-20

## Valentine, Betty Lou

"Poor People, Good Food, and Fat Babies: Observations on Dietary Behavior and Nutrition Among Low-Income, Urban Afro-American Infants and Children", (7) 25588-12

## Valentine, Charles A.

"Poor People, Good Food, and Fat Babies: Observations on Dietary Behavior and Nutrition Among Low-Income, Urban Afro-American Infants and Children", (7) 25588-12

## Van Arsdall, Roy N.

"Economic Impact of Controlling Surface Water Runoff from Point Sources in U.S. Hog Production", (7) 1588-20

## Van Dusen, Roxann A.

"Problems of Measurement in Areas of Social Concern", (7) 6722-1.360

## Van Horn, Carol A.

"Eighteenth Session of the UN Statistical Commission", (12) 102-1.312

## Van Wicklin, Robert

"Rating the Financial Condition of Banks: A Statistical Approach to Aid Bank Supervision", (7) 9385-1.308

## Vandalism

Crime rates and trends, offenses known to police, and arrests, 1973, FBI annual rpt, (7) 6224-2

Criminal justice statistics: employment and expenditures; crimes, criminals, and arrests; courts and correction and public attitudes, 1960's-73 annual compilation, (7) 6064-6

## Vankai, Thomas A.

"Inflation Beginning to Affect Economies of Eastern Europe", (10) 1922-2.341

## Vasectomy

see Sexual sterilization

## Vatican City

Coinage of nations and world coins; gold and silver production and monetary stocks, by country, 1972, (10) 8204-1.6

## Vegetable oils

see Oils, oilseeds, and fats

## Vegetables and vegetable products

Air pollution damage to crops in New England States, July 1971-72, EPA survey, (7) 9198-29

Air pollution damage to crops in New Jersey, by crop and pollutant, 1972, EPA survey, (7) 9198-28

Chartbook, general agricultural data, 1960-74 and selected earlier data, annual rpt, (12) 1504-3

Cooperative fruit and vegetable processors operations, 1969 survey, (7) 1128-11

Exports and imports of US, by country and commodity, FY73-74, annual rpt, (12) 1524-1

Exports and imports of US, by detailed SIC commodity and world area of origin/destination, 1973, annual rpt, (12) 2424-6

Exports of US, detailed commodity by country and world area of destination, 1973, annual rpts, (7) 2424-5

Farm marketing cash receipts, feed crops, 1910-73, semiannual rpt, (7) 1541-2.3

Farm marketing cash receipts, 125 commodities and commodity groups, 1971-73, annual rpt, (7) 1541-3

Farm marketing cash receipts, 25 vegetables and melons, 1971-73, semiannual rpt, (7) 1541-2.2

Florida and Mexico fresh tomatoes, peppers, and cucumbers production and marketing costs, 1973/74, (11) 1561-11.304

Food consumption, supply, trade, prices, and expenditures: statistics and indexes, by commodity, 1960-73, annual rpt, (12) 1544-4

Fresh market vegetables, acreage planted, production, and value, 1972-74, annual rpt, (12) 1621-12.1

Fresh produce exports from Western US coast to 6 European countries, analysis of distribution system, 1967-72, (7) 1548-56

Futures trading in cotton, frozen orange juice, Maine potatoes, imported frozen beef, and wool, traders open contracts, monthly rpt, (7) 1322-2

Imports of US, detailed commodity weights and values, by country and world area of origin, 1973, annual rpt, (11)(12) 2424-2

Imports of US, detailed commodity weights and values, by country of origin, monthly rpt, (11) 2422-2

Mushrooms, imports and tariff reductions effect on domestic industry, Tariff Commission investigations under 1962 Trade Expansion Act; production, trade, price, and domestic industry employment and profit/loss data, Jan 1965, (10) 9886-3.8

Outlook, natl annual agricultural conf papers, 1975, (12) 25164-1.3

Potato and sweetpotato production, stocks, and prices, 1972-73, annual rpt, (7) 1621-11

Potato industry marketing problems, 1950's-69, special study rpt, (7) 1008-8.4

Potato processing industry, marketing problems and study group recommendations, 1973, (10) 1008-10

Potato production, marketing problems, and growers age and education, Red River Valley, 1972 survey, (12) 1128-15

Potato production, stocks, and prices, 1962-73, and 1974 estimates, (7) 1561-11.303

Processing vegetables, production and value, periodic rpt and 1974 annual summary, (12) 1621-13

Production data, 45 crops: current primary statistics on planting and yields, 1974 annual releases series, (7)(10)(11)(12) 1621-1

Production data, 45 crops: current primary statistics on planting and yields, 1974 annual releases series, (7)(10)(11)(12) 1621-1

Production data, 45 crops: current primary statistics on planting and yields, 1974 annual releases series, (7)(10)(11)(12) 1621-1

Production data, 45 crops: current primary statistics on planting and yields, 1974 annual releases series, (7)(10)(11)(12) 1621-1

Production data, 45 crops: current primary statistics on planting and yields, 1974 annual releases series, (7)(10)(11)(12) 1621-1



- Reclamation: Fed Govt land and water resources dev programs utilization of acquired land, by region, project, and crop, 1973 annual rpt, (11) 5824-1.2
- Seed crops production, acreage, and prices, revised and preliminary data, 1971-74, annual summary rpt and periodic releases series, (7) 1621-17
- Shipments and unloads, fresh fruits and vegetables, 41 cities and by State, 1973, annual series, (7) 1311-4
- Tomato production in California and marketing in US, 1948-72, trend analysis, (7) 1561-11.302
- Wholesale prices for fruits and vegetables in New York, Chicago, and other markets, 1973, annual rpt, (7) 1311-8
- see also* Corn
- Veneral diseases**
- Deaths and death rates, by cause, 1971 US Vital Statistics advance rpt, (11) 4146-5.15
- Deaths, geographic detail including each town of 10,000 or more, by State and outlying area, US Vital Statistics annual rpt, (11) 4144-3
- Family planning programs and studies, bimonthly digest articles, (12) 4272-1
- Incidence of notifiable diseases, geographic distribution and trends, 1973, annual rpt, (7) 4204-1
- Venezuela**
- AID capital and technical assistance projects, by field of activity and country, FY72, annual rpt, (12) 7204-5
- Coinage of nations and world coins; gold and silver production and monetary stocks, by country, 1972, (10) 8204-1.6
- Exports and imports of US with 12 largest nation trading partners, 1960-73, (7) 2026-2.35
- Exports of US, detailed commodity by country and world area of destination, 1973, annual rpts, (7) 2424-5
- Fertilizer production, supply, consumption, and foreign investment potential in 32 Latin American countries, 1962-72 with projections to 1980, (7) 9808-25
- Fish catch and fleet, 1970-71, foreign fisheries rpt, (7) 2166-9.13
- Fish catch, fleet, imports and exports, 1960-70; foreign fisheries rpt, (7) 2166-8.4
- Housing investment guaranty program of AID in developing countries, 1974 GAO review, (12) 26108-149
- Imports of US, detailed commodity weights and values, by country and world area of origin, 1973, annual rpt, (11)(12) 2424-2
- Loan repayment status by program and country, AID and predecessor agencies, June 1974, semiannual rpt, (10) 7202-2
- Loans and grants from US and intl agencies, by program and country, FY46-73, annual rpt, (10) 7204-4
- Mineral industry country review: policies, production, and trade, by commodity, 1972 Minerals Yearbook preprint, (12) 5604-17.64
- Oil refinery capacities and processing intensities, US and major foreign export centers, 1973 with selected data from 1955 and projections to 1977, annual rpt, (7) 9304-2
- OPEC petroleum production and exports to US, by country and product category, 1973, annual rpt, (7) 9304-1
- Sugar supplier countries, US quota filling performance, historical and projected, by country, 1974 rpt, (11) 21168-4
- Ventura, Calif.**
- Occupational wage survey, 64 SMSA's, 1973-74, individual SMSA annual rpt, (7) 6785-3.6
- Vermont**
- Agribusiness and agriculture related occupation classifications, Natl Agribusiness Manpower Project, 1974 rpt, (7) 1546-1.2
- Agricultural Stabilization and Conservation Service programs by county, 1973, annual State rpt, (7) 1806-2.45
- BLS Northeast regional rpts, series, (11) 6916-5
- County Business Patterns: employees, payrolls, and establishments, by industry, county, and SMSA, 1973 annual rpt, (7) 2326-6.49
- Deaths, geographic detail including each town of 10,000 or more, by State and outlying area, US Vital Statistics annual rpt, (11) 4144-3
- Mental health community centers catchment areas, by State, county, census tract and code, 1973 regional rpts, (10) 4228-35.1
- Mineral industry State review: by commodity, production and producers, value and work experience, 1972 Minerals Yearbook preprint, (12) 5604-16.46
- Mineral production, quantity and value, each State and outlying area, Mineral Industry Surveys advance annual summary rpt series, (12) 5614-6.46
- Retail trade establishments, employment, sales, and payroll, final State rpt, 1972 census, (7) 2397-1.46
- Service industry establishments, employment, receipts, and payroll, final State rpt, 1972 census, (7) 2391-1.46
- Water quality and contamination sources in 11 northeast States, 1950's-73, EPA rpt, (7) 9208-25
- Wholesale trade establishments, employment, sales, and payroll general data, preliminary State rpt, 1972 census, (7) 2403-1.46
- see also* under State in the "Index by Categories"
- Veterans**
- Apprentice registration, State and Natl Apprenticeship System, by race/ethnic, women and veterans characteristics, June 30, 1973, (11) 6408-19
- Congressional districts of States redistricted for 94th Congress, population and housing data from 1970 census, State rpt series, (7) 2326-5
- Drug use by US soldiers in Vietnam and after return, 1971-72, study final rpt, (12) 818-2
- General data, Statistical Abstract of US, 1974 annual rpt, (11) 2324-1
- Govt finances and employment, Fed, State, and local: historical statistics, 1902-FY72, 1972 Census of Govts, (12) 2460-4
- Govt finances, Fed, State, and local: detailed revenues by source, expenditures by function, debt, and holdings, 1972 Census of Govts, (11) 2457-5
- Govt finances, Fed, State, and local: revenues by source and expenditures by function, FY73 annual rpt, (10) 2466-2.5
- Numbers, by conflict in which served, age, State, and VA Regional Office, June 1974, semiannual rpt, (7) 9922-3
- Vietnam veterans employment status by age, race, and other characteristics, 1973-June 1974, (7) 6722-1.354
- see also* Servicemen's life insurance programs
- see also* terms beginning with Veterans
- Veterans Administration**
- Data banks maintained by Fed depts and agencies, info collected and access, Senate Judiciary Committee survey, 1970-74, (11) 25528-20.6
- Employee training, Fed Govt civilian, 31 agencies, US Civil Service Commission annual rpt, FY73, (7) 9844-12.2
- Employees and pay structure, Fed Govt civilian, by dept and agency, 1973, annual rpt, (12) 9844-6
- Employees, Fed Govt civilian, by geographic location, dept and agency, and pay system, 1972, annual rpt, (11) 9844-8
- Hearing aid acoustic performance evaluation, 1974 annual rpt, (7) 9924-5
- Homes, new 1-family, type of financing, 1973 and recent trends, annual rpt, (7) 2384-1
- Hospital workloads, FY73-75, and detailed personnel and funding requirements above original FY75 budget request, by hospital, 1974 survey, (10) 21768-8
- Housing production, costs, and mortgage financing; and HUD program activities, quarterly rpt, (7) 5002-1
- Laboratories operated by or for Fed Govt: costs, space and equipment, personnel, and utilization, June 30, 1972, inventory, (7) 21188-1
- Medical care quality evaluation and needed staff, equipment, and structures, by facility, 1974 VA study, (12) 25768-10
- Medical programs, patients, and costs in hospitals and domiciliaries, FY74, (12) 21768-10
- Mortgage holdings, transactions, and commitments, monthly rpt, (12) 9312-1.1
- Nutrition research projects, Fed sponsored, May 1973 directory, (10) 25588-11
- Servicemen and veterans group life insurance programs, and SGLI income, expenses, and mortality experience, by branch of service, 1965-74, annual rpt, (11) 9924-3
- Union recognitions, agreements, and membership, Fed employees, Nov 1973, annual rpt, (7) 9844-14
- Veteran civilian population by period of service, age, State, and VA Regional Office, June 1974 semiannual rpt, (7) 9922-3
- Veterans benefits and pensions**
- Benefits 1940-72, and by State 1972, SSA annual rpt, (7) 4744-3.2
- Disability benefits, comparison of amounts payable under old and 1974 law, (7) 4746-11.22
- GI bill benefits compared to college expenses for Vietnam-era veterans, 1974 hearings, (10) 21768-9

- Medical care quality evaluation and needed staff, equipment, and structures, by facility, 1974 VA study, (12) 25768-10  
*see also* Servicemen's life insurance programs
- Veterans employment**
- Health occupations, recruitment for civilian jobs, 1972-73, conf rpt, (11) 4454-3
- Unemployment insurance current statistics, Monthly Labor Review, (7)(10) 6722-1.5
- Vietnam era veterans and nonveterans employment status, 1971-73, annual rpt, (11) 6724-1.2
- Vietnam era veterans employment status, monthly press release, (10) 6742-5
- Vietnam era veterans employment status, quarterly press release, (10) 6742-9
- Veterans hospitals**
- Medical care quality evaluation and needed staff, equipment, and structures, by facility, 1974 VA study, (12) 25768-10
- Medical facility sharing, VA and other Fed, State, and community hospitals, annual rpt, FY74, (11) 25764-1
- Medical programs, patients, and costs in hospitals and domiciliaries, FY74, (12) 21768-10
- Workloads for hospital and nursing homes, FY73-75; detailed personnel and funding requirements above original FY75 budget requests, 1974 survey, (10) 21768-8
- Veterans loans**  
*see* Veterans benefits and pensions
- Veterans pensions**  
*see* Veterans benefits and pensions
- Veterans rehabilitation**
- Fed Govt employment of severely handicapped persons, by type of handicap and employing agency, 1964-73, annual rpt, (10) 9844-24
- Veterinary medicine**
- Animal plagues in US, narrative descriptions, 1656-1939, (11) 1008-7
- Dairy herd genetic improvement program activities and research, periodic newsletter, (7) 1702-2
- Education costs for 8 health professions, 1972-73, (11) 4458-35
- Natl Zoological Park, species in collection and health, July 1971-Dec 1972, annual rpt, (12) 9774-2
- Supply of health manpower, characteristics and trends, 1970 and projections to 1990, (10) 4458-40  
*see also* Animal diseases and zoonoses
- Vietnam**
- Agricultural economy, 1970-74, analytical rpt series, (7) 1536-1
- AID capital and technical assistance projects, by field of activity and country, FY72, annual rpt, (12) 7204-5
- AID university contracts, by host country instns and by universities providing support and services within US, Dec 1973, semiannual rpt, (10) 7202-4
- Background notes, summary social and economic data, 1974, (12) 7006-2.158
- Coinage of nations and world coins; gold and silver production and monetary stocks, by country, 1972, (10) 8204-1.6
- European potential markets for agricultural exports, 1974 rpt, (7) 1536-1.19
- Exports of US, detailed commodity by country and world area of destination, 1973, annual rpts, (7) 2424-5
- Fish catch, fleet, and exports, 1971, foreign fisheries rpt, (7) 2166-8.9
- Fishery industry production and demand, 1960-73 with 1980 projections, (7) 1536-1.20
- Herbicides, use and effect in South Vietnam, 1965-71, (11) 21388-19
- Imports of US, detailed commodity weights and values, by country and world area of origin, 1973, annual rpt, (11)(12) 2424-2
- Loan repayment status by program and country, AID and predecessor agencies, June 1974, semiannual rpt, (10) 7202-2
- Loans and grants from US and intl agencies, by program and country, FY46-73, annual rpt, (10) 7204-4
- Malaria, reported military and civilian cases, 1959-73, annual rpt, (7) 4205-4
- Mineral industry review: policies, production, and trade, by commodity, 1972 Minerals Yearbook preprint, (12) 5604-17.74
- Navy and USMC casualties, July 1968-Dec 1969, (11) 3804-1
- Timber production and demand, current and future needs, 1974 rpt, (7) 1536-1.21
- War claims by ex-POWs and captured civilians, Foreign Claims Settlement Commission, 1973 annual rpt, (11) 9424-1.1
- Wheat and rice high-yielding varieties use in developing countries, 1965-73, (7) 1536-2.14
- Virgin Islands**
- Agricultural Stabilization and Conservation Service programs by region and island, 1973, annual rpt, (12) 1806-2.51
- Annual rpt, govt, economic, and social activities, FY73, (7) 5304-4
- Deaths and infant deaths, by cause, 1970, number and rates 1940-70, US Vital Statistics annual rpt, (11) 4144-3.2
- Mineral industry State review: by commodity, production, value, 1972 Minerals Yearbook preprint, (12) 5604-16.39
- Mineral production, quantity and value, each State and outlying area, Mineral Industry Surveys advance annual summary rpt series, (12) 5614-6.52
- Retail food price estimates: US, 23 SMSA's, Guam and Virgin Islands, monthly rpt, (7) 6762-4  
*see also* under Outlying Area in the "Index by Categories"
- Virginia**
- Agribusiness and agriculture related occupation classifications, Natl Agribusiness Manpower Project, 1974 rpt, (7) 1546-1.4
- Agricultural Stabilization and Conservation Service programs by county, 1973, annual State rpt, (7) 1806-2.46
- Appalachian regional dev, FY73 annual rpt, (7) 9084-1
- County and SMSA population estimates, selected States, July 1, 1972-73, Fed-State cooperative program, (10) 2546-4.11
- County Business Patterns: employees, payrolls, and establishments, by industry, county, and SMSA, 1973 annual rpt, (11) 2326-6.50
- Deaths, geographic detail including each town of 10,000 or more, by State and outlying area, US Vital Statistics annual rpt, (11) 4144-3
- Economic characteristics, Fed Reserve 5th District, selected years 1960-73, (7) 9389-4
- Fish landings and processing, Chesapeake Bay, by detailed species and value, 1972, annual regional rpt, (12) 2166-3.3
- Fish landings by detailed species and value, 1972 annual summary, (7) 2166-4.7
- Injuries and illnesses in private nonfarm industries, by detailed industry, 1972, annual rpt, (10) 6844-1
- Mental health community centers catchment areas, by State, county, census tract and code, 1973 regional rpts, (10) 4228-35.3
- Mineral industry State review: by commodity, production and producers, value and work experience, 1972 Minerals Yearbook preprint, (12) 5604-16.47
- Mineral production, quantity and value, each State and outlying area, Mineral Industry Surveys advance annual summary rpt series, (12) 5614-6.47
- Optometrists, licensed: by age, sex, county and type of practice, and education, 1973, (7) 4456-3.47
- Retail trade establishments, employment, sales, and payroll, final State rpt, 1972 census, (11) 2397-1.47
- Service industry establishments, employment, receipts, and payroll, final State rpt, 1972 census, (11) 2391-1.47
- Wholesale trade establishments, employment, sales, and payroll and expenses, final State rpt, 1972 census, (11) 2405-1.47
- Wholesale trade establishments, employment, sales, and payroll general data, preliminary State rpt, 1972 census, (7) 2403-1.47  
*see also* Hampton, Va.  
*see also* Norfolk, Va.  
*see also* Portsmouth, Va.  
*see also* Potomac River  
*see also* Richmond, Va.  
*see also* Virginia Beach, Va.  
*see also* under State in the "Index by Categories"
- Virginia Beach, Va.**
- Occupational wage survey, 94 SMSA's, 1973-74, individual SMSA annual rpts, (7) 6785-2.14
- Vision**
- Eyeglasses and contact lenses, users demographic characteristics, 1971, (11) 4147-10.93
- Ophthalmic goods industry establishments, employment, production, and specialization, final industry rpt, 1972 Census of Manufactures, (11) 2493-1.77  
*see also* Blind  
*see also* Eye diseases and defects  
*see also* Optometry
- VISTA**
- ACTION domestic programs and volunteers June 1974, semiannual rpt, (7) 9022-1
- Vital statistics**
- Collection and analysis activities, documents and committee rpts, Vital and Health Statistics series, (10) 4147-4
- Farm population, births, deaths, and net migration, 1970-73 annual rpt, (7) 1594-1

- Foreign health conditions, epidemiologic analysis in developing countries, country rpt series, (10) 4006-1
- General data, Statistical Abstract of US, 1974 annual rpt, (11) 2324-1
- Hospital utilization and patient characteristics, 1964-71, Vital and Health Statistics series, (10) 4147-13
- Metro areas, Fed Admin Regions, and States: selected general data, 1974 annual reprint, (11) 2324-3
- Natl Committee on Vital and Health Statistics, FY74 annual rpt, (12) 4164-1
- Population characteristics, US trends, 1960's and 70's, with historical data and projections to 2000, (7) 2546-2.49
- Public Health Conference on Records and Statistics, biennial meeting proceedings, June 1972, (11) 4164-2
- Summary historical data, through 1970, (7) 4148-4  
*see also* Births  
*see also* Deaths  
*see also* Life expectancy  
*see also* Marriage and divorce
- Vitamins**  
*see* Nutrition and malnutrition
- Vocational Education Act**  
 Enrollment, expenditures, and teachers in Fed, State, and local govt financed programs, FY73, annual rpt, (7)(12) 4504-4
- Vocational education and training**  
 Adult education programs in community organizations: enrollment, staff, and demographic characteristics of participants, 1972 survey, (11) 4648-10
- Adult educational enrollment, instructional staff, and programs in public school systems, 1968-69 and 1969-70, (11) 4648-9
- Census of Population and Housing, 1970: reinterview evaluation of response error for 9 personal characteristics, (7) 2557-12
- Elementary and secondary local public school finances: receipts by source, expenditures by type, and Fed funds by program, natl totals and individual school systems, 1969-70, (10) 4584-4
- Enrollment, expenditures, and teachers in Fed, State, and local govt programs, FY73, annual rpt, (7)(12) 4504-4
- Fed Prison Industries, Inc, annual rpt, FY72-73, (10) 6244-3
- High school seniors educational plans, by age, sex, race, residence, and occupation of family head, Oct 1973, Current Population Rpt, (10) 2546-1.270
- Labor Dept programs and trainees enrolled, 1963-73, annual rpt, (11) 6724-1.2
- Natl Center for Educational Statistics, projects, products, and services summaries, 1974 annual rpt, (12) 4564-3
- Occupational manpower and training needs, projections and planning to 1985, (12) 6748-26
- OE program characteristics and evaluation of effectiveness, FY73 annual rpt, (11) 4504-12
- Post-secondary education and training plans, of 1972 high school seniors, natl longitudinal study, (11) 4586-1.3
- Students, teachers, and classes, detailed characteristics, 1972, (7) 4648-4  
*see also* Agricultural education  
*see also* Apprenticeship  
*see also* Employee development  
*see also* Federal aid to vocational education  
*see also* Industrial arts  
*see also* Manpower training programs  
*see also* Vocational guidance  
*see also* Vocational rehabilitation
- Vocational guidance**  
 Occupational supply, data availability for manpower analysis, 1974 rpt, (7) 6888-14
- Vocational rehabilitation**  
 AFDC families provided social services, Jan 1973 study, (11) 4826-1.3
- Caseloads in State agencies, new cases, and closures, by State, quarterly rpt, (7) 4922-4
- Disability insurance programs under Social Security; admin, costs, beneficiary characteristics, and relationship to other programs, 1967-74, (7) 21788-18
- Fed Govt employment of severely handicapped persons, by type of handicap and employing agency, 1964-73, annual rpt, (10) 9844-24
- Fed-State program, rehabilitated clients and State agency caseloads, by State and region, FY72, annual rpt, (10) 4924-4
- Rehabilitated disability applicants characteristics and subsequent employment status, 1967, (10) 4746-11.26
- Rehabilitated persons socioeconomic characteristics and disabling condition, FY74 preliminary rpt, (11) 4924-1
- Rehabilitated persons socioeconomic characteristics and disabling conditions, FY73 advance final rpt, (12) 4924-1
- Rehabilitated persons under State agency programs, by region and State, FY73-74, annual summary rpt, (11) 4924-7
- Severely disabled persons rehabilitated, by State and region, quarterly rpt, (7) 4922-5
- Sheltered workshop workers characteristics, comparisons with other rehabilitated persons, FY72, (7) 4926-1.41  
*see also* Veterans rehabilitation
- Vogel, Ronald J.**  
 "Analysis of Medicare Administrative Costs", (7) 4742-1.318
- Voice of America**  
*see* U.S. Information Agency
- Volchok, H. L.**  
 "Sediment Sampling Near Mound Laboratory", (10) 9102-2.314
- Voluntary military service**  
 Post-secondary education and training plans, of 1972 high school seniors, natl longitudinal study, (11) 4586-1.3
- Reenlistment bonus programs, admin and cost-effectiveness, GAO 1974 rpt, (7) 26108-114
- Volunteers**  
 Adult education programs in community organizations: enrollment, staff, and demographic characteristics of participants, 1972 survey, (11) 4648-10
- Overseas voluntary agencies, funding and programs by agency and country, FY73, (11) 7204-13
- see also* ACTION  
*see also* VISTA  
*see also* Voluntary military service
- Volunteers in Service to America**  
*see* VISTA
- Vorzimer, Louis H.**  
 "Using Census Data to Select a Store Site", (12) 9768-4
- Voting**  
*see* Elections
- Waananen, Arvi O.**  
 "Floods from Small Drainage Areas in California: A Compilation of Peak Data Oct. 1958 to Sept. 1973", (12) 5668-15
- Waco, Tex.**  
 Occupational wage survey, 64 SMSA's 1973-74; 105 SMSA's 1974-75, individual SMSA annual rpt, (12) 6785-3.8
- Wadsworth, Bryant H.**  
 "Japan's Farm Merger Program in Industrial-Urban Squeeze", (11) 1922-2.346  
 "PRC-Japan Farm Trade", (7) 1922-2.332
- Wadsworth, H. A.**  
 "Community Planning and Decisionmaking to Attract Industry", (10) 25168-13
- Wage chronologies**  
 BLS wage chronologies: changes resulting from collective bargaining agreements, selected industries and firms, series, (7)(12) 6787-7
- Wage controls**  
*see also* Economic Stabilization Program  
*see also* Minimum wage
- Wage surveys**  
 Professional, administrative, technical, and clerical workers natl survey, Mar 1974, preliminary rpt, (7) 6784-2
- Professional, administrative, technical and clerical workers natl wage survey, Mar 1973, annual rpt, (12) 6784-2
- State employees average hourly compensation, by State, 1972, (7)(11) 6786-3  
*see also* Area wage surveys  
*see also* Industry wage surveys  
*see also* Municipal government wage surveys  
*see also* Wage chronologies
- Wages and salaries**  
*see* Earnings, general  
*see* Earnings, local and regional  
*see* Minimum wage  
*see* Spendable earnings  
*see* Wage chronologies
- Wakefield, Lucille M.**  
 "Nutrient Intake and Food Patterns of Indians on Standing Rock Reservation", (7) 25588-12
- Waldhauser, Charles B.**  
 "Assignment Rates for Supplementary Medical Insurance Claims, 1973", (12) 4746-2.63
- Waldman, Elizabeth**  
 "Children of Working Mothers, Mar. 1973", (7) 6746-1.165
- Walker, David A.**  
 "Problem Banks: Identification and Characteristics", (7) 9296-2.3  
 "Recursive Bank Asset Management: Actual v. Optimal Results", (7) 9296-2.1

**Walker, Rodney**

"Shifts in Cropland Use in the North Central Region", (12) 1502-3.310

**Wallace, Helen M.**

"Nutrition and Handicapped Children", (7) 25588-12

**Walrath, Arthur J.**

"Alternative Sources of Local Tax Revenue in Appalachia", (7) 1598-103

**Walter, John P.**

"Two Poverities Equal Many Hungry Indians: An Economic and Social Study of Nutrition", (7) 25588-12

**Walters, Harry**

"World Food Situation", (12) 25164-1.1

**Walters, Homer F.**

"West Germany's Feed Production Doubles Over 10-Year Period", (10) 1922-2.340

**War**

*see also* National defense

*see also* Vietnam

*see also* World War II

**War casualties**

Navy and USMC hostile action injuries and deaths, 1968-69, Surgeon General annual rpt, (11) 3804-1

**War relief**

*see also* Refugees

**Warehouses**

Cotton storage and handling costs, public warehouses, 1972-73 and projected 1974-75, annual rpt, (7) 1564-5

Farm storage facilities and equipment, new loans, FY68-74, (7) 1804-14

Mergers and acquisitions, economic characteristics of companies involved, by industry, 1967-71, (12) 2326-2.4

New Orleans wholesale food distribution industry and proposed regional distribution center, 1974 rpt, (12) 1708-21

Sales, inventories, and accounts receivable, all and chain retail establishments, 1973, annual rpt, (12) 2413-5

Soybean stocks on and off farms and total in all positions, 1974, annual release, (7) 1621-5

*see also* Cold storage and refrigeration

**Warren, Cline J.**

"Dutch Livestock Farmers Face Environmental Challenge", (12) 1922-2.348

"New Dutch Consumption Patterns Could Boost U.S. Farm Sales", (12) 1922-2.349

"Thriving Dutch Fertilizer Industry Plans to Expand Exports", (11) 1922-2.347

"U.K. Textile Industry Ends Gloomy Year, Foresees Another", (12) 1922-2.351

"U.S. Farm Exports to Netherlands Reached Alltime High in 1973", (7) 1922-2.326

**Warships**

*see* Naval vessels

**Warwick, R.I.**

Occupational wage survey, 94 SMSA's, 1973-74, individual SMSA annual rpts, (10) 6785-2.17

**Washenko, Steve**

"PRC's Bumper Wheat Harvest", (7) 1922-2.331

**Washington**

*see* D.C.

*see* Washington State

**Washington State**

Agribusiness and agriculture related occupation classifications and 1970

employment data, Natl Agribusiness

Manpower Project rpt, (12) 1546-1.11

Agricultural Stabilization and Conservation Service programs by county, 1973, annual State rpt, (7) 1806-2.47

Chehalis River basin, fluvial sediment and selected other characteristics, 1971, (10) 5666-5.8

County Business Patterns: employees, payrolls, and establishments, by industry, county, and SMSA, 1973 annual rpt, (7) 2326-6.51

Deaths, geographic detail including each town of 10,000 or more, by State and outlying area, US Vital Statistics annual rpt, (11) 4144-3

Economic base and growth projections to 1985, Pacific Northwest, 1961-70 survey, (10) 5918-2

Hanford nuclear facilities, SE Washington State, radiation and other environmental monitoring in vicinity, 1973, annual rpt, (11) 9104-18

Mental health community centers catchment areas, by State, county, census tract and code, 1973 regional rpts, (10) 4228-35.10

Mineral industry State review: by commodity, production and producers, value and work experience, 1972 Minerals Yearbook preprint, (12) 5604-16.48

Optometrists, licensed: by age, sex, county and type of practice, and education, 1973, (7) 4456-3.48

Petroleum allocation program, State energy office activities, employees and estimated costs, 1974-75, GAO rpt, (10) 26108-132

Retail trade establishments, employment, sales, and payroll, final State rpt, 1972 census, (7) 2397-1.48

Service industry establishments, employment, receipts, and payroll, final State rpt, 1972 census, (7) 2391-1.48

Wholesale trade establishments, employment, sales, and payroll and expenses, final State rpt, 1972 census, (7) 2405-1.48

Women workers, labor force status and employment, by ethnic group and occupation, 1970, State rpts series, (7) 6566-1.48

*see also* Everett, Wash.

*see also* Kennewick, Wash.

*see also* Pasco, Wash.

*see also* Richland, Wash.

*see also* Seattle, Wash.

*see also* Spokane, Wash.

*see also* Tacoma, Wash.

*see also* under State in the "Index by Categories"

**Wassermann, M.**

"Epidemiology of Organochlorine

Insecticides in the Adipose Tissue of Israelis", (10) 482-1.313

**Waste management**

*see* Radioactive waste disposal

*see* Recycling of waste materials

*see* Refuse and refuse disposal

*see* Sanitary engineering

**Watches**

*see* Instruments and measuring devices industries

**Water pollution**

Control program subsidies by Fed Govt, cost/benefit analysis, 1974 rpt, (7) 23848-37

Control programs and enforcement, Fed, State, and local; and critical river basins, 1974 EPA annual rpt, (7) 9204-2

Costs of water pollution rpts, 1960-72 bibl, (11) 9208-33

Criteria for water quality: concentration limits for specified potential pollutants, and effects on water life and various uses, 1972 rpt, (7) 9208-29

Dredging operation pollution from bottom mud, Terry Creek, Ga, 1972, (10) 482-1.320

Energy supply, projected economic and environmental effects at selected dev levels, by region, 1974-85: Project Independence studies, (11) 9307-2.4

Environmental quality protection programs and problems, current status and costs, 1974 annual rpt, (12) 484-1

EPA R&D rpts, 1967-74 bibl, semiannual list and index, (11) 9182-2

EPA rpts in NTIS collection, 1973 bibl, (7) 9188-1

Fish kills, by cause and place, 1972 annual rpt, (7) 9204-3

Great Lakes Basin pollution control programs and water quality measurements, 1973 annual rpt of US-Canadian Great Lakes Water Quality Board, (11) 14644-1

Great Lakes Basin pollution control programs, 1973 annual rpt, (11) 14644-2

Hazardous substances bulk transportation, comparative costs and safety risks analysis for inland water, rail, truck, and pipeline bulk transport, 1974 rpt, (7) 2128-11

Hog farm animal waste/surface water runoff, economic impact and cost of compliance with EPA standards, 1974 rpt, (7) 1588-20

Industry capital expenditures for pollution abatement, 1973-74, Survey of Current Business article, (7) 2702-1.323

Lake pollution sources, processes, and control techniques and costs, 1973 EPA rpt, (7) 9208-27

Manpower dev and training activities, participants, and projected needs, FY71-74, EPA rpt, (12) 9208-36

Motorboating effects on water quality in 4 Florida lakes, EPA research study, Oct 1974, (11) 9208-34

Northeast States ground-water quality and contamination sources, 1950's-73, EPA rpt, (7) 9208-25

Oil tanker polluting incidents, 1971-72, annual natl transportation summary rpt, (10) 7304-2

Pesticide monitoring methodology guidelines, Fed Working Group on Pest Management, Oct 1974, (12) 488-10

Pesticide residues in 7 Ohio rivers entering Lake Erie, EPA monitoring project results, Aug 1971-June 1972, (7) 9208-24

Pesticides, levels in Lake Michigan fish, sediment, and water, Illinois, 1970-72 samplings, (12) 9208-35

- Property value effects of water pollution control, EPA 1973 rpt, (7) 9208-28
- R&D programs and funding of EPA and other Fed agencies, GAO 1974 review, (7) 26108-119
- Radioactive effluent releases from nuclear power plants, 1972, annual rpt, (11) 9104-14
- Radioactive fallout in air, water, foods, and people, cumulative data and research studies, quarterly AEC rpt articles, (7)(10) 9102-2
- Sedimentation, land use, and surface water chemical quality, selected stream basins 1956-74, series, (10) 5666-5
- Steam electric plants, air and water control characteristics and costs, by plant, State, and region, 1971, annual rpt, (7) 9354-15
- Studies on water pollution damages and quality improvement benefits, analytical review, 1974 rpt, (12) 9208-37
- Thermal water pollution, effect on marine organisms, 1974 research rpt, (7) 9208-23
- Uranium fuel cycle and environmental pollution impact: use of land, water, and fossil fuels, AEC 1974 rpt, (11) 9108-36
- Water data, index to stations with machine readable daily data, through Sept 1971, regional rpts, (12) 5666-7
- Water quality index, methodology and application to Kansas River Basin, Feb 1974 EPA rpt, (11) 9208-32
- Water quality, index to stations with machine readable data, through 1972, regional rpts, (12) 5666-6  
*see also* Eutrophication  
*see also* Food and waterborne diseases  
*see also* Marine pollution
- Water power**  
*see also* Dams  
*see also* Hydroelectric power
- Water Resource Council**  
 Projected population, income, employment, and production (series E projections); for US, water resources regions, and States, 1980-2020 with selected historical comparisons, (11) 17708-4
- Water resources development**  
 Agricultural Stabilization and Conservation Service programs and activities, by county, 1973, annual State rpt series, (7) 1806-2  
 Agricultural Stabilization and Conservation Service programs and practices, by county, 1973, annual State rpt series, (12) 1806-2  
 California, Central Valley Project program, financial, operating, and production data, 1972, annual rpt, (11) 5824-4  
 Colorado River Storage Project financial, operating, and production data, FY73, annual rpt, (11) 5824-3  
 Energy supply, projected economic and environmental effects at selected dev levels, by region, 1974-85: Project Independence studies, (11) 9307-12  
 Farmers Home Admin loans and grants by State, quarterly rpt, (7) 1182-1  
 Farmers Home Admin loans and grants, planned use of funds by State, and purpose, and program, FY74, annual rpt, (12) 1184-5
- Farmers Home Admin loans to organizations, families served by race or ethnic group, FY74, annual rpt, (12) 1184-10
- Forest Service programs and activities, 1972-73, annual rpt, (12) 1204-1
- Natl forest land purchases, by watershed, FY1910-73 totals, annual rpt, (7) 25924-1
- Outdoor recreation rpts compilation on participation, resource supply and demand, economic factors, and management, 1960s and projected, (11) 25448-27
- Pacific Northwest economic base and growth projections to 2010, 1960-71 survey, (10) 5918-2.15
- Projected population, income, employment, and production (series E projections); for US, water resources regions, and States, 1980-2020 with selected historical comparisons, (11) 17708-4
- Public lands programs, FY73, annual rpt, (11) 5724-1.2
- Reclamation: Fed Govt land and water resources dev programs financial, operating, and production data, 1973 annual rpt, (11) 5824-1
- Soil and water conservation districts organized as of July 1974, annual rpt, (7) 1264-1
- Water Bank Program, members, acreage, and payments, 1972-74, (7) 1802-5  
*see also* Flood control  
*see also* Inland water transportation  
*see also* Irrigation  
*see also* Saline water conversion  
*see also* Water supply  
*see also* Watershed projects
- Water supply**  
 Brazil mineral water radium content, 1974 article, (10) 9232-1.312  
 California small drainage areas floods, annual peak discharges and related data, 1958-73, (12) 5668-15  
 California streamflow quantity and variability, for years of record through 1968, (7) 5668-11  
 City govt finances: revenue, expenditures, and holdings, 405 cities, FY73, annual rpt, (7) 2466-2.4  
 Colorado snow courses, snow depth and water content, Project Skywater, FY74, annual rpt, (7) 1264-5  
 Conservation methods, including cost-effectiveness of limited-flow showerhead and shallow-trap toilet, 1974 EPA rpt, (7) 9208-30  
 Construction industry historical statistics, 1915-64: authorizations, value and amount put in place by type, and costs, wages, and employment, (11) 2048-20  
 Construction, value of publicly and privately owned construction put in place by type, 1971-May 1974 revised and updated data, monthly rpt special issue, (7) 2382-4  
 County Business Patterns: employees, payrolls, and establishments by detailed industry, State, county, and SMSA, 1973, annual rpts series, (7)(10)(11) 2326-6  
 Energy supply, projected economic and environmental effects at selected dev levels, by region, 1974-85: Project Independence studies, (11) 9307-2.5, (11) 9307-12
- Govt employment and payrolls for operation of public utilities, State and local govt (by type): 1972 Census of Govts, (12) 2455-2
- Govt expenditures for and revenues from public utilities operation, Fed, State and local: 1972 Census of Govts, (11) 2457-5
- Govt finances, Fed, State, and local: revenues by source and expenditures by function, FY73 annual rpt, (10) 2466-2.5
- Hard water with dissolved solids, estimated costs to households, and benefits of water supply treatment, 1973 EPA rpt, (7) 9208-26
- Household water saving devices costs, performance, and user acceptability, EPA demonstration project in 8 homes, 1971-73, (10) 9208-31
- Interstate water supply carrier systems certification status, July 1974, semiannual rpt, (7) 9202-1
- Local govt employment and payrolls: counties, municipalities, school and special districts, Oct 1972, Census of Govts, (7) 2455-1
- Montana snow courses, snow depth, and water content, 1974 water year, annual rpt, (10) 1264-7
- Municipal and township govt expenditures for and revenues from public utilities operation, 1972 Census of Govts, (7) 2457-4
- Northeast States ground-water quality and contamination sources, 1950's-73, EPA rpt, (7) 9208-25
- Nuclear powered energy supply, projected coolig water requirements, by State, 1974-85, Project Independence studies, (11) 9307-8
- Oil shale dev water demand, supply, and quality effects, 1970-2030: Project Independence studies, (11) 9307-9.1
- Oregon water supply capacity and storage, Oct 1974, (10) 1268-7
- Pacific Northwest economic base and growth projections to 2010, 1960-71 survey, (10) 5918-2.15
- Sedimentation, land use, and surface water chemical quality, selected stream basins 1956-74, series, (10) 5666-5
- Utah streamflow, reservoir, storage, and precipitation, 1974 water year, annual rpt, (7) 1264-6
- Water data, index to stations with machine readable daily data, through Sept 1971, regional rpts, (12) 5666-7
- Water facilities grants, HUD quarterly rpt, (7) 5002-1.7
- Water quality criteria: concentration limits for specified potential pollutants, and effects on water life and various uses, 1972 rpt, (7) 9208-29
- Water quality index, methodology and application to Kansas River Basin, Feb 1974 EPA rpt, (11) 9208-32
- Water quality, index to stations with machine readable data, through 1972, regional rpts, (12) 5666-6
- Western States water supply and reservoir storage, Oct 1974, annual summary, (10) 1264-4
- Western States water supply, snow depth and soil moisture, Jan-June 1974, annual rpt, (11) 1264-3

- see also* Dams  
*see also* Food and waterborne diseases  
*see also* Irrigation  
*see also* Reservoirs  
*see also* Saline water conversion  
*see also* Water pollution  
*see also* Water resources development  
*see also* Watershed projects
- Watergate affair**  
 White House staff, salaries, and Watergate-related expenses, FY73-74, (10) 21628-8
- Watershed projects**  
 Arkansas-White-Red water resource region small watershed program, evaluation of land use and flood control effects, 1966-70, (7) 1588-21  
 Reclamation: Fed Govt land and water resources dev programs financial, operating, and production data, 1973 annual rpt, (11) 5824-1
- Waterways**  
*see* Harbors and ports  
*see* Lakes and lakeshores  
*see* Rivers and waterways
- Watkin, Donald M.**  
 "Nutrition for the Aged: A Summation", (7) 25588-12
- Watson, Ronald D.**  
 "Insuring Some Progress in the Bank Capital Hassle", (7) 9387-1.307
- Wealth**  
 Financial assets and liabilities, by economic sector, flow of funds accounts, annual tables, Fed Reserve Bulletin, (7) 9362-1.33  
*see also* Gross National Product  
*see also* Income  
*see also* Income taxes  
*see also* Money supply  
*see also* National income and product accounts  
*see also* Personal debt  
*see also* Poverty  
*see also* Property  
*see also* Savings  
*see also* Securities
- Weapons systems**  
*see* Military weapons  
*see* Missiles and rockets
- Weather**  
 Climatological data: weather, storms, and floods, summaries for US stations, 1973 and historical, annual rpt, (7) 2154-2  
 Colorado snow courses, snow depth and water content, Project Skywater, FY74, annual rpt, (7) 1264-5  
 Coronary mortality related to weather conditions, Chicago, 1967 study, (7) 4102-1.331  
 General data, Statistical Abstract of US, 1974 annual rpt, (11) 2324-1  
 Great Lakes ice cover and freezing degree day accumulations, winter 1972-73, annual rpt, (11) 2174-5  
 Marine environmental prediction, Fed Govt programs and funds, FY74-75, annual rpt, (12) 2144-3  
 Meteorological services, Fed Govt programs and funds, FY74-75, annual rpt, (7) 2144-2  
 Montana snow courses, snow depth, and water content, 1974 water year, annual rpt, (10) 1264-7
- New York Bight region, 1974 catalog of NOAA marine environmental publications and services, (12) 2158-15  
 Outlook, natl annual agricultural conf papers, 1975, (12) 25164-1.2  
 Utah streamflow, reservoir, storage, and precipitation, 1974 water year, annual rpt, (7) 1264-6  
 Weather records and climatic data descriptions and bibl, series, (12) 2156-8  
 Western States water supply, snow depth and soil moisture, Jan-June 1974, annual rpt, (11) 1264-3  
 World Weather Program, US projects and funds, FY75, (10) 2144-1  
*see also* Floods  
*see also* Storms  
*see also* Weather control
- Weather Bureau**  
*see* Environmental Data Service  
*see* National Weather Service
- Weather control**  
 R&D, Fed Govt funding by function, FY69-75, NSF rpt, (12) 9627-9  
 Research programs on weather modification, FY74, GAO analysis, (10) 26108-135
- Weather satellites**  
*see* Meteorological satellites
- Webb, H. Reiter, Jr.**  
 "Outlook Uncertain for U.S. Cotton in Three European Markets", (7) 1922-2.330  
 "U.S. Farm Export Value to Near Record in 1974-75; Volume to Dip", (10) 1922-2.340
- Weber, Warren E.**  
 "Indexation as a Response to Inflation: an Examination", (12) 9389-1.306
- Weight**  
*see* Body measurements
- Weights and measures**  
 General data, Statistical Abstract of US, 1974 annual rpt, (11) 2324-1  
 Metric system, description of system and conversion table for non-metric and metric units, 1973 rpt, (12) 9768-6  
 Natl Bur of Standards publications, 1973 annual catalog, (11) 2214-1  
*see also* Industrial standards
- Weir, C. Edith**  
 "Benefits from Human Nutrition Research", (10) 25588-11
- Weitzman, Murray S.**  
 "Family (Money) Income 1947-71: Summarizing Years of a Summary Statistic", (7) 2626-2.35
- Welfare**  
*see* Public welfare programs  
*see* Social security
- Welfare and Pension Plans Disclosure Act**  
 Reporting, disclosure, compliance, and enforcement under the act, 1973 annual rpt, (12) 6464-2
- Welfare mothers**  
*see* Aid to Families with Dependent Children
- Wellman, Paul**  
 "An Economic Analysis of Oil Shale Operations Featuring Gas Combustion Retorting", (12) 5608-28
- Wells, Oris V.**  
 "Food Problems in the Less Developed Countries", (12) 25164-1.1
- Weng, P. S.**  
 "Environmental Radioactivity Surveys for Nuclear Power Plants in North Taiwan, Report for 1973", (10) 9102-2.315
- Wesson, T. C.**  
 "Elemental Composition of Coal Mine Dust", (12) 5608-26
- West Indies**  
*see* Caribbean area
- West, Quentin M.**  
 "How Well Will the World Eat Tomorrow?", (7) 25588-9  
 "World Food Situation-And How Others See It", (7) 25588-9
- West Virginia**  
 Agribusiness and agriculture related occupation classifications, Natl Agribusiness Manpower Project, 1974 rpt, (7) 1546-1.4  
 Agricultural Stabilization and Conservation Service programs by county, 1973, annual State rpt, (7) 1806-2.48  
 Appalachian regional dev, FY73 annual rpt, (7) 9084-1  
 County and SMSA population estimates, selected States, July 1, 1972-73, Fed-State cooperative program, (10) 2546-4.11  
 County Business Patterns: employees, payrolls, and establishments, by industry, county, and SMSA, 1973 annual rpt, (7) 2326-6.52  
 Deaths, geographic detail including each town of 10,000 or more, by State and outlying area, US Vital Statistics annual rpt, (11) 4144-3  
 Economic characteristics, Fed Reserve 5th District, selected years 1960-73, (7) 9389-4  
 Injuries and illnesses in private nonfarm industries, by detailed industry, 1972, annual rpt, (10) 6844-1  
 Mental health community centers catchment areas, by State, county, census tract and code, 1973 regional rpts, (10) 4228-35.3  
 Mineral industry State review: by commodity, production and producers, value and work experience, 1972 Minerals Yearbook preprint, (12) 5604-16.49  
 Mineral production, quantity and value, each State and outlying area, Mineral Industry Surveys advance annual summary rpt series, (12) 5614-6.49  
 Retail trade establishments, employment, sales, and payroll, final State rpt, 1972 census, (12) 2397-1.49  
 Salem Fork watershed fluvial sediment and selected other characteristics, 1972, (10) 5666-5.11  
 Service industry establishments, employment, receipts, and payroll, final State rpt, 1972 census, (11) 2391-1.49  
 Wholesale trade establishments, employment, sales, and payroll and expenses, final State rpt, 1972 census, (11) 2405-1.49  
 Women workers, labor force status and employment, by ethnic group and occupation, 1970, State rpts series, (10) 6566-1.49  
*see also* Charleston, W.Va.  
*see also* Potomac River  
*see also* under State in the "Index by Categories"

- Westerfield, Janice M.**  
 "Foreign Exchange Markets: Booming and Bustling", (7) 9387-1.308
- Western Samoa**  
 Background notes, summary social and economic data, 1974, (7) 7006-2.159  
 Coinage of nations and world coins; gold and silver production and monetary stocks, by country, 1972, (10) 8204-1.6
- Western States**  
 Agribusiness and agriculture related occupation classifications and 1970 employment data, Natl Agribusiness Manpower Project rpt, (12) 1546-1.9, (12) 1546-1.10, (12) 1546-1.11  
 Agricultural production, US regional averages and percent of US total, 20 principal crops, 1970-72 and projected 1985 or 2000, (7) 1508-12  
 Airport System Natl Plan, 1972, regional rpt, (10) 7508-2.7, (10) 7508-2.8, (10) 7508-2.9, (10) 7508-2.12  
 Bank deposits, loans, investments, and borrowings, Fed Reserve 10th District member banks, monthly rpt, (12) 9381-2  
 Colorado River Storage Project financial, operating, and production data, FY73, annual rpt, (11) 5824-3  
 Earnings and hours of labor, by industry div, occupation, and sex, combined SMSA's, by regions, 1971-72, area wage survey annual rpt, (7) 6785-4.1  
 Electric energy sales by Bonneville Power Admin, CY 1973, semiannual rpt, (7) 5912-1  
 Farm finances outlook: cash flow, receipts, loans and capital investment trends and forecasts, 1960's-75, semiannual rpt, (12) 1541-1  
 Fed Reserve member bank condition statements, 10th District, by State, quarterly rpt, (10) 9381-5  
 Geothermal energy dev prospects and requirements, 1974-90: Project Independence studies, (11) 9307-11  
 Mental health community centers catchment areas, by State, county, census tract and code, 1973 regional rpts, (10) 4228-35.8, (10) 4228-35.9, (10) 4228-35.10  
 Pacific Northwest economic base and growth projections to 1985, 1961-70 survey, (10) 5918-2  
 Reclamation: Fed Govt land and water resources dev programs financial, operating, and production data, 1973 annual rpt, (11) 5824-1  
 Uranium reserves and potential resources in Western States, 1965-72, annual rpt, (11) 9104-16  
 Water data, index to stations with machine readable daily data, through Sept 1971, regional rpts, (12) 5666-7  
 Water quality, index to stations with machine readable data, through 1972, regional rpts, (12) 5666-6  
 Water supply and reservoir storage, Oct 1974, annual summary, (10) 1264-4  
 Water supply: snow depth and soil moisture, Jan-June, 1974, annual rpt, (11) 1264-3  
 Well drilling on Fed lands, leases, and legislative review, 1970-73, (10) 25448-26
- Wheat farms, profitability of large vs average size operations in Great Plains region, 1974 study, (7) 1548-59  
*see also* under name of specific States
- Western Union Telegraph Co.**  
 Financial data for telephone and telegraph cos, 1971-72, FCC annual rpt, (10) 9284-4.11
- Whaley, Bob L.**  
 "Fall Water Supply Summary for Utah", (7) 1264-6
- Wheat**  
 Agricultural Stabilization and Conservation Service programs and activities, by county, 1973, annual State rpt series, (7) 1806-2  
 Agricultural Stabilization and Conservation Service programs and activities, minority groups participation, 1973, annual rpt, (12) 1804-8  
 Agricultural Stabilization and Conservation Service programs and practices, by county, 1973, annual State rpt series, (12) 1806-2  
 CCC financial condition and programs, FY74, annual detailed rpt, (12) 1824-3  
 Exports and imports, world grain trade by commodity and country, 1950/51-1972/73, (10) 1926-1.56  
 Exports of US: grains, oilseeds, oilseed products, and cotton, by area and country of destination, weekly rpt, (10) 1621-20, (10) 1922-3  
 Farm size and profitability, 1974 study of large, medium, and small farms in Great Plains region, (7) 1548-59  
 Foreign and US grain production, trade, and stocks, 1974, FAS circular series, (7)(11)(12) 1925-2  
 Futures trading in 12 commodities: traders open contracts, monthly rpt, (7) 1322-1  
 High-yielding varieties use in developing countries, 1965-73, (7) 1536-2.14  
 Japan grain and soybean imports from US, exchange rate changes impact analysis, 1971-73, (7) 1548-61  
 Mideast and North African nations imports of wheat and wheat flour from US, 1964-74, (10) 1522-1.334  
 Outlook, natl annual agricultural conf papers, 1975, (12) 25164-1.3  
 Production data, 45 crops: current primary statistics on planting and yields, 1974 annual releases series, (7)(10)(11)(12) 1621-1  
 Shortages, problems, and possible impact of export controls, 6 commodities, 1974 GAO rpt, (7) 26108-123  
 Supply and demand, imports and exports, GAO analysis of possible shortage, 1974, (7) 26108-124  
 Surplus stocks and production shortfalls in the world, 1950-72, model analysis, (7) 1548-62  
 World agricultural production, prices, and trade, 1974-75 and selected 1960's data, annual rpt, (7) 1524-3  
 World agricultural production, prices, and trade, 1974-75 and selected 1960's data, periodic rpt, (12) 1522-3  
 World grain prices and production, 1971-74 and Jan-July 1974, (10) 7146-1.22
- Wheeling-Pittsburgh Steel Corp.**  
 Steel industry financial problems in relation to controls, inflation and pollution, 1950s-73, industry statements at oversight hearings, (7) 25248-12
- Whelan, Joseph G.**  
 "Brain Drain: A Study of the Persistent Issue of International Scientific Mobility", (11) 21384-2
- White collar workers**  
*see* Professional and technical workers
- White, Fred C.**  
 "Statistical Decision Theory in a Macro Simulation Model: Feed Grain Sector", (7) 1502-3.307
- White House**  
*see* Executive Office of the President
- Whitmore, Robert**  
 "Children of Working Mothers, Mar. 1973", (7) 6746-1.165
- Wholesale Price Index**  
 BLS employment and price series, analysis of technical characteristics and application to current data, 1974 article, (7) 6722-1.351  
 Chartbook, historical financial and business statistics, Fed Reserve 1974 annual rpt, (10) 9364-2.14  
 Construction materials indexes, HUD quarterly rpt, (7) 5002-1.3  
 Copper and copper products, wholesale price indexes, 1971-73, annual rpt, (7) 2044-3.1  
 Current statistics, Monthly Labor Review, (7)(10) 6722-1.6  
 Farm product and processed foods and feeds index, selected items, 1960-73, annual rpt, (12) 1544-4.7  
 Forecasts for selected business activities, 1974, annual rpt, (7) 9389-3  
 Foreign labor conditions, selected countries, historical series, 1974 annual rpt, (11) 6724-1.10  
 Monthly index tables, Fed Reserve Bulletin, (7) 9362-1.18  
 Price increase analysis, wholesale and retail, 2d quarter 1974, (7) 6722-1.363  
 Price increase analysis, wholesale and retail, 3d quarter 1974, (12) 6722-1.379  
 Prices and living conditions, historical series, 1974 annual rpt, (11) 6724-1.7  
 Revision of petroleum product index, May 1974 monthly rpt, (7) 6762-6
- Wholesale trade**  
 Census of Wholesale Trade, 1972: employment, sales, and payrolls general data, preliminary State rpts, 1972, (7) 2403-1  
 Census of Wholesale Trade, 1972: establishments, employment, sales, and payroll and expenses, final State rpts, (7)(10)(11)(12) 2405-1  
 Collective bargaining agreements, 1000 workers or more, provisions and characteristics, 1973 annual rpt, (7) 6784-11  
 County Business Patterns: employees, payrolls, and establishments by detailed industry, State, county, and SMSA, 1973, annual rpts series, (7)(10)(11) 2326-6  
 Employment and output projections, 1980 and 1985, by detailed industry and occupation, and 1959-72 base data, (7) 6728-4

- Employment and wages of workers covered by State unemployment insurance laws and Fed employees unemployment compensation, quarterly rpt, (7) 6742-11
- Employment situation, earnings, and hours, monthly press release, (10) 6742-5
- Fruit and vegetables wholesale prices in New York, Chicago, and other markets, 1973, annual rpt, (7) 1311-8
- General data, Statistical Abstract of US, 1974 annual rpt, (11) 2324-1
- Income tax returns of businesses: income, expense, and tax data, by selected industries, 1972, annual preliminary rpt, (11) 8304-6
- Injuries and illnesses in private nonfarm industries, by detailed industry, 1972, annual rpt, (10) 6844-1
- Input-output structure of US economy, detailed interindustry transactions, full basic tables, 1967, (7) 2708-17
- Inventories and sales expectations of manufacturers, Current Industrial Rpt, quarterly, (11) 2506-2.105
- Inventory stocks in constant dollars, by quarter, 1947-74, Survey of Current Business, (7) 2702-1.331
- Market analysis data sources for retail and wholesale trade and selected service industries, 1974 bibl, (12) 2048-23.3
- Mergers and acquisitions, economic characteristics of companies involved, by industry, 1967-71, (12) 2326-2.4
- Metro areas, Fed Admin Regions, and States: selected general data, 1974 annual reprint, (11) 2324-3
- Middle Atlantic States economic characteristics, Fed Reserve 5th District, selected years 1960-73, (7) 9389-4
- Minority-owned firms: number, receipts, and employees, by industry, State, county, SMSA, and city, 1972 Survey of Minority-owned Business, (12) 2328-5
- Production and marketing outlook, by industry, trends 1967-74 and projected 1975-80, annual rpt, (11) 2044-1
- Sales and inventory/sales ratios, aggregates for manufacturing and trade, corrected 1968-74 monthly data, Survey of Current Business, (7) 2702-1.330
- see also* Warehouses
- see also* under Industry in the "Index by Categories"
- see also* under name of specific type of wholesale commodity
- Wibulseth, Supat**  
"Thailand Emerging as Cornbelt of Far East", (7) 1922-2.333
- Wichita, Kans.**  
Occupational wage survey, 94 SMSA's, 1973-74, individual SMSA annual rpts, (7) 6785-2.15
- Widows**  
Life insurance, survivor and other benefits, and financial adjustment to widowhood, 1968-69 interview study, (7) 25528-19.1
- OASDHI beneficiaries, since 1950, quarterly rpt, (7) 4742-1.10
- see also* Old-Age, Survivors, Disability, and Health Insurance
- Wilder, Mary H.**  
"Prevalence of Chronic Skin and Musculoskeletal Conditions: U.S.-1969", (11) 4147-10.92
- Wilderness areas**  
Wilderness preservation system acreage and changes, 1971-72; areas in which mineral survey studies were conducted, 1972, annual rpt, (7) 21444-1
- Wildlife and wildlife conservation**  
Canvasback ducks, relations between breeding, wintering, and harvest areas, analysis of banding recoveries, 1925-71, (12) 5508-16
- Fish stock distributed by Natl Fish Hatchery System, FY73, (7) 5504-10
- Forest Service programs and activities, 1972-73, annual rpt, (12) 1204-1
- Imports of mammals to US, by detailed species and country of origin, 1971, (11) 5508-10
- Pesticide monitoring methodology guidelines, Fed Working Group on Pest Management, Oct 1974, (12) 488-10
- Pesticide monitoring, nationwide and local studies, quarterly journal, (10) 482-1
- Public lands game and waterfowl habitats and numbers of big game, FY73, annual rpt, (11) 5724-1.2
- Rabies, reported animal cases by State and type of animal, 1973 annual summary, (7) 4205-28
- see also* Birds and bird conservation
- see also* Hunting and trapping
- see also* Marine resources conservation
- see also* Wildlife refuges
- Wildlife refuges**  
Migratory bird, purchases FY74 and to date, annual rpt, (12) 14784-1
- Willes, Mark H.**  
"Fight Against Inflation: Barebone, Jawbone, or Lawbone?", (10) 9387-6
- Willett, Joseph W.**  
"Revitalizing the Green Revolution", (10) 1922-2.343
- Williams, Dudley G.**  
"Textile Slump Hits Buyers of U.S. Cotton in Far East", (12) 1922-2.348
- Williams, John A.**  
"Jet-Age Farmers Raise Crops on Amsterdam's Schipol Airport", (11) 1922-2.344
- "Texel Breed Is Backbone of Netherlands Sheep Industry", (12) 1922-2.350
- Williams, Stephen J.**  
"National Resource Requirements for Abortion Services", (10) 4102-1.337
- Willis, James W.**  
"Argentine Grain Crop Bountiful; Expansion Seen for New Season", (7) 1922-2.337
- "Uruguay's Economy Dependent on Demand for Its Farm Exports", (7) 1922-2.335
- Wilson, Stan**  
"Rural Development Through Electronic Technology", (10) 25168-13
- Windle, Charles D.**  
"Geographical Descriptions of Community Mental Health Catchment Areas in Regions 1-10: 1973", (10) 4228-35
- Wine and winemaking**  
Production and manufacturers stocks, FY73, Treasury Dept annual rpt, (12) 8484-1.4
- Winter sports**  
Ice skates, imports and tariff reductions effect on domestic industry, Tariff Commission investigations under 1962 Trade Expansion Act; production, trade, price, and domestic industry employment and profit/loss data, Feb 1965, (10) 9886-3.9
- Winterlin, Wray**  
"Degradation of Four Organophosphate Insecticides in Grape Tissues", (10) 482-1.323
- Wiretapping**  
*see* Electronic surveillance
- Wisconsin**  
Agribusiness and agriculture related occupation classifications and 1970 employment data, Natl Agribusiness Manpower Project rpt, (12) 1546-1.6
- Agricultural Stabilization and Conservation Service programs by county, 1973, annual State rpt, (7) 1806-2.49
- Apprenticeship opportunities and barriers for women in Wisconsin, 1970-73, (7) 6407-19
- Compensatory education projects, results of pre and post test evaluation studies, 1970-71, (11) 4508-23
- County and SMSA population estimates, selected States, July 1, 1972-73, Fed-State cooperative program, (7) 2546-4.10
- County Business Patterns: employees, payrolls, and establishments, by industry, county, and SMSA, 1973 annual rpt, (7) 2326-6.53
- Deaths, geographic detail including each town of 10,000 or more, by State and outlying area, US Vital Statistics annual rpt, (11) 4144-3
- Economic characteristics, Fed Reserve 9th District, 1961-73, annual rpt, (12) 9383-3
- Fish landings and processing, by detailed species and value, Mississippi River drainage areas, by State, 1972, annual rpt, (12) 2166-3.6
- Mental health community centers catchment areas, by State, county, census tract and code, 1973 regional rpts, (10) 4228-35.5
- Milk of manufacturing grade, prices and fat content, Minn and Wis, 1971-73, (7) 1629-2
- Mineral industry State review: by commodity, production and producers, value and work experience, 1972 Minerals Yearbook preprint, (12) 5604-16.50
- Mineral production, quantity and value, each State and outlying area, Mineral Industry Surveys advance annual summary rpt series, (12) 5614-6.50
- North Central States farm characteristics, production, and land resources, by farm production regions, 1967-72, (7) 1598-105
- Petroleum allocation program, State energy office activities, employees and estimated costs, 1974-75, GAO rpt, (10) 26108-132
- Pharmacists, registered: by age, sex, county and place of practice, and education, 1973, State rpts series, (7) 4456-4.50
- Wholesale trade establishments, employment, sales, and payroll and expenses, final State rpt, 1972 census, (12) 2405-1.50



*see also* Green Bay, Wis.

**Wiser, Vivian**

"Protecting American Agriculture: Inspection and Quarantine of Imported Plants and Animals", (7) 1548-60

**Women**

Air pilots and nonpilot activity, by type of certificate held, 1963-72, (7) 7504-1.7

Black Americans, socioeconomic and demographic characteristics, 1973, Current Population Rpt, annual, (7) 2546-2.48

Breast cancer task force preliminary research rpt, 1974, (10) 4478-31

Consumer product related injuries of women age 16 and over, FY74, (11) 9166-4.3

Family heads demographic, economic, and housing data, 1960-73 Current Population Rpt, (7) 2546-2.50

Health manpower education and training, private foundation grants, 1971, (10) 4458-33

Income in 1973 of female family heads or by labor force status of wife, advance data, Current Population Rpt, (7) 2546-6.7

Nuclear engineering student enrollment, degrees granted and placement of grads, 1973, annual rpt, (10) 9104-10

Radiation protection education: student enrollment, degrees granted, and of grads, by instn, 1973, annual rpt, (10) 9104-9

Selective service local boards representation, by State, June 1974, (11) 9742-1

*see also* Fertility  
*see also* Maternity

*see also* Women's employment  
*see also* under Sex in the "Index by Categories"

**Women's Bureau**

Women workers, labor force status and employment, by ethnic group and occupation, 1970, State rpts series, (10) 6566-1

Women workers, personal and employment characteristics, 1973, summary, (11) 6568-9

**Women's employment**

Apprentice registration, State and Natl Apprenticeship System, by race/ethnic, women and veterans characteristics, June 30, 1973, (11) 6408-19

Apprenticeship opportunities and barriers for women in Wisconsin, 1970-73, (7) 6407-19

Black Americans, socioeconomic and demographic characteristics, 1973, Current Population Rpt, annual, (7) 2546-2.48

Building trade unions referral units membership of minority groups and women, 1972, (11) 9248-10

Child care facilities, funding, and working mother arrangements, including WIN program participants, varying years, 1960-75, (11) 25368-2

Employed and unemployed, demographic and occupation characteristics, 1973 survey summary, (12) 6722-1.380

Employment characteristics, historical series, 1974 annual rpt, (11) 6724-1.2

Employment situation, earnings, and hours, monthly press release, (10) 6742-5

Employment trends, including special population groups and metro and nonmetro poverty areas, quarterly press release, (10) 6742-9

Fed Govt civilian employment, white-collar occupations and salaries, by Govt dept and agency, 1972-73 annual rpt, (12) 9844-7

Labor force participation of nonmarried women, 58-63, 1969, (7) 4742-1.320

Labor force participation rates, by race, occupation, presence of husband, age of children, income, Mar 1973, (7) 6746-1.164

Labor force status and participation rates, by presence and age of children, 1948-73, annual rpt, (11) 6724-1.1

Labor force status of married women, by presence and ages of children and race, Mar 1972, (7) 6746-1.165

Labor force status of women, by ethnic group and occupation, 1970, State rpts series, (10) 6566-1

Labor union membership and labor force participation rates, 1952-72, (10) 6722-1.364

Labor union membership and officers, approx number reported by natl and intl unions and employee assn, 1972, (12) 6724-3

Low income neighborhoods in 50 largest US cities: population, income, employment, and housing characteristics, 1970 census supplementary rpts, (12) 2535-2

Minority group and women employment, 20 SMSA's, 1972 annual rpt, (12) 9244-2

Occupational rankings by sex and earnings, including age and education levels, 1969, (7) 6722-1.356

Personal and employment characteristics of women workers, 1973, summary, (11) 6568-9

Physicians by medical specialty, 1971, (11) 4458-32

Scientific and technical personnel in Fed Govt, by field of science, agency, and sex, 1973, NSF highlights, (10) 9626-2.44

Scientists and engineers employed in doctorate-granting instns, by field of science and sex, 1974, NSF highlights, (10) 9626-2.43

TV programming and employment practices, analyses and evaluations for 144 local stations, 1973, (11) 9288-4

*see also* under Sex in the "Index by Categories"

**Wood**

*see* Lumber industry and products

**Wood, George**

"Korea's Daehan Feedlot Markets Finished Cattle", (7) 1922-2.330

**Wool and wool trade**

Agricultural Stabilization and Conservation Service programs and activities, by county, 1973, annual State rpt series, (7) 1806-2

Agricultural Stabilization and Conservation Service programs and practices, by county, 1973, annual State rpt series, (12) 1806-2

CCC financial condition and programs, FY74, annual detailed rpt, (12) 1824-3

Exports and imports of US, by country and commodity, FY73-74, annual rpt, (12) 1524-1

Exports and imports of US, 1974 FAS annual circulars, (7)(10)(11) 1925-20

Foreign and US meat, livestock, and livestock products, production and trade, 1974 FAS annual circulars, (7)(12) 1925-3

Futures trading in cotton, frozen orange juice, Maine potatoes, imported frozen beef, and wool, traders open contracts, monthly rpt, (7) 1322-2

Imports, exports, and trade balance for cotton, wool, and man-made fiber textiles, 1958-73, (12) 2058-1

Knit textile export and import trade for US, 1965-73, (7) 1561-1.303

Lamb crop and wool production, by State, 1973-74, annual release, (7) 1623-7

Occupational composition, wool weaving and finishing mills industry, June 1971, (12) 6746-4.103

Production, prices, supply, use, and trade, US and world current and trends 1960's-74, semiannual situation rpt, (11) 1561-13

Stocks of wool and related fibers, 1973 Current Industrial Rpt, annual, (7) 2506-2.12

Textile fiber consumption and interfiber competition, 1948-72; projected 1985 consumption, (12) 1548-66

*see also* Textile industry and fabrics

**Woolley, Paul O.**

"Synchrisis: The Dynamics of Health, Part XII. Thailand", (10) 4006-1.12

**Worcester, Mass.**

Occupational wage survey, 94 SMSA's, 1973-74, individual SMSA annual rpts, (11) 6785-2.18

**Work incentive programs**

Child care facilities, funding, and working mother arrangements, including WIN program participants, varying years, 1960-75, (11) 25368-2

Welfare recipients income, by program and household characteristics, 100 local areas and natl averages, 1972 survey, (7) 23848-36

**Work stoppages**

*see* Labor-management relations, general

**Work training**

*see* Employee development  
*see* Manpower training programs  
*see* Vocational education and training

**Worker adjustment assistance**

*see* Trade adjustment assistance

**Workers**

*see* Blue collar workers  
*see* Clerical workers  
*see* Employment and unemployment, general  
*see* Manpower  
*see* Professional and technical workers

**Workmen's compensation**

Coverage, benefits, and costs, 1940-72, annual rpt, (7) 4744-3.2

Coverage, benefits paid, and earnings replacement trends, 1940-72, (10) 4742-1.322

Employee compensation and benefit plans, 1950-72, annual rpt, (11) 6724-1.6

Fed employees compensation program, description of 1974 amendments, (11) 4746-11.30

OASDHI benefits offset for disabled worker families, 1972 annual rpt, (7) 4744-3.9

*see also* Disability insurance

*see also* Earnings, general

*see also* Earnings, local and regional

*see also* Employee benefit plans

*see also* Unemployment insurance

## World War II

Lend-Lease debt, comparison of British and Soviet settlement terms, 1974 rpt, (10) 25368-23

**Worthington, Nancy L.**  
"National Health Expenditures, FY74", (11) 4746-11.32

**Wright, William**  
"Fisheries of the Philippines, FY71", (7) 2166-8.12

**Wyoming**  
Agribusiness and agriculture related occupation classifications and 1970 employment data, Natl Agribusiness Manpower Project rpt, (12) 1546-1.9  
Agricultural Stabilization and Conservation Service programs by county, 1972, annual State rpt, (7) 1806-2.50  
County and SMSA population estimates, selected States, July 1, 1972-73, Fed-State cooperative program, (7) 2546-4.10  
County Business patterns: employees, payrolls, and establishments, by industry, county, and SMSA, 1973 annual rpt, (7) 2326-6.54  
Deaths, geographic detail including each town of 10,000 or more, by State and outlying area, US Vital Statistics annual rpt, (11) 4144-3  
Fed Reserve member bank condition statements, 10th District, by State, quarterly rpt, (10) 9381-5  
Fish landings and processing, by detailed species and value, Mississippi River drainage areas, by State, 1972, annual rpt, (12) 2166-3.6  
Injuries and illnesses in private nonfarm industries, by detailed industry, 1972, annual rpt, (10) 6844-1  
Mental health community centers catchment areas, by State, county, census tract and code, 1973 regional rpts, (10) 4228-35.8  
Mineral industry State review: by commodity, production and producers, value and work experience, 1972 Minerals Yearbook preprint, (12) 5604-16.51  
Mineral production, quantity and value, each State and outlying area, Mineral Industry Surveys advance annual summary rpt series, (12) 5614-6.51  
Oil shale dev, projected economic and environmental effects at selected production levels, 1974-2010, (11) 9307-9  
Pharmacists, registered: by age, sex, county and place of practice, and education, 1973, State rpts series, (7) 4456-4.51  
Retail trade establishments, employment, sales, and payroll, final State rpt (revised), 1972 census, (11) 2397-1.51  
Retail trade establishments, employment, sales, and payroll general data, preliminary State rpt, 1972 census, (7) 2395-1.51  
Service industries establishments, employment, receipts, and payrolls general data, preliminary State rpt, 1972 census, (7) 2390-1.51  
Service industry establishments, employment, receipts, and payroll, final State rpt (revised), 1972 census, (11) 2391-1.51  
Wholesale trade establishments, employment, sales, and payroll and expenses, final State rpt (revised), 1972 census, (11) 2405-1.51

Wholesale trade establishments, employment, sales, and payroll general data, preliminary State rpt, 1972 census, (7) 2403-1.51

Women workers, labor force status and employment, by ethnic group and occupation, 1970, State rpts series, (7) 6566-1.51  
*see also* under State in the "Index by Categories"

## X-rays

Breast cancer task force preliminary research rpt, 1974, (10) 4478-31  
Control programs, State and local funds, personnel and activities, and licenses, FY71-73, annual rpt, (11) 4064-3  
Medicaid payments, by type of medical service, monthly rpt, (10) 4822-5

## Yang, Jai-Hoon

"Case for and Against Indexation, an Attempt at Perspective", (11) 9391-1.310

## Yemen

Coinage of nations and world coins; gold and silver production and monetary stocks, by country, 1972, (10) 8204-1.6  
Exports of US, detailed commodity by country and world area of destination, 1973, annual rpts, (7) 2424-5  
Imports of US, detailed commodity weights and values, by country and world area of origin, 1973, annual rpt, (11)(12) 2424-2  
Loans and grants from US and intl agencies, by program and country, FY46-73, annual rpt, (10) 7204-4  
Mineral industry review: policies, production, and trade, by commodity, 1972 Minerals Yearbook preprint, (12) 5604-17.73  
Oil refinery capacities and processing intensities, US and major foreign export centers, 1973 with selected data from 1955 and projections to 1977, annual rpt, (7) 9304-2

## Yoffee, William M.

"Benefits Paid Abroad Under OASDI", (7) 4746-11.27

## York, Pa.

Occupational wage survey, 94 SMSA's, 1973-74, individual SMSA annual rpts, (11) 6785-2.18

## Young, Allan H.

"Preparation of Quarterly GNP", (12) 2706-5.15  
"Reliability of the Quarterly National Income and Product Accounts of the U.S., 1947-71", (7) 2706-5.13  
"Residential Capital in the U.S., 1925-70", (7) 2708-8

## Young, Anne M.

"Labor Market Experience of Recent College Graduates", (10) 6722-1.368  
"Work Experience of the Population, 1973", (12) 6722-1.380

## Young, Richard M.

"Inflation and the Distribution of Income and Wealth: Are the Poor Really Hurt?", (10) 9387-6

## Yousef, Yousef A.

"Assessing Effects on Water Quality by Boating Activity", (11) 9208-34

## Youth

Children under 18 years, parents labor force status and demographic characteristics Mar 1973, (7) 6746-1.165  
Educational progress, natl assessment survey, social studies and music, 1971-72, (10) 4516-3  
Educational progress, natl assessment surveys, literature and reading, 1970-71, (10) 4516-2  
Family planning programs and studies, bimonthly digest articles, (12) 4272-1  
Injuries, consumer product related, children under 16, FY74, (11) 9166-4.2  
Research on maternal and child health services, project abstracts series, (10) 4286-2  
Smoking trends of teenagers, 1968-74 surveys, summary rpt, (12) 4218-2  
*see also* Children  
*see also* Drugs and youth  
*see also* Elementary and secondary education  
*see also* Higher education  
*see also* Juvenile delinquency  
*see also* School dropouts  
*see also* Students  
*see also* Summer employment  
*see also* Youth employment  
*see also* under Age in the "Index by Categories"

## Youth employment

College grads of 1972, employment situation characteristics and relation to major field of study, by sex, Oct 1972, (10) 6722-1.368  
Employment characteristics, historical series, 1974 annual rpt, (11) 6724-1.2  
Employment situation, earnings, and hours, monthly press release, (10) 6742-5  
Employment trends, including special population groups and metro and nonmetro poverty areas, quarterly press release, (10) 6742-9  
High school grads and dropouts, employment status and college enrollment, by sex and race, Oct 1973, (12) 6746-1.168  
Labor force status of 16-24 year olds by school enrollment, sex and age, 1947-73, annual rpt, (11) 6724-1.1  
Post-secondary education and work plans and high school experiences of 1972 high school seniors, natl longitudinal study, (11) 4586-1.2  
*see also* Apprenticeship  
*see also* Summer employment

**Yugoslavia**  
AID capital and technical assistance projects, by field of activity and country, FY72, annual rpt, (12) 7204-5  
Coinage of nations and world coins; gold and silver production and monetary stocks, by country, 1972, (10) 8204-1.6  
Economic trends in income, production, employment, prices, and foreign trade, July 1974 semiannual rpt, (7) 2026-3.97  
Exports of US, detailed commodity by country and world area of destination, 1973, annual rpts, (7) 2424-5  
Foreign investment and impact on internal economy, 1960s-73, (7) 23848-28.3

Imports of US, detailed commodity weights and values, by country and world area of origin, 1973, annual rpt, (11)(12) 2424-2

Loan repayment status by program and country, AID and predecessor agencies, June 1974, semiannual rpt, (10) 7202-2

Loans and grants from US and intl agencies, by program and country, FY46-73, annual rpt, (10) 7204-4

Mineral industry country review: policies, production, and trade, by commodity, 1972 Minerals Yearbook preprint, (12) 5604-17.65

Trade prospects for US exporters in 15 Western European nations, Canada, and Yugoslavia, 1974 rpt, (11) 2026-2.44

**Zawel, Ellen**

"Retail Price Outlook for 1975: A Response", (12) 25164-1.1

**Zeisset, Paul T.**

"Index to Selected 1970 Census Reports", (11) 2308-28

**Zero population growth**

Developing countries population projections to year 2100, (12) 25588-14

**Zoology**

Grad enrollment in sciences, by field of study and sex, 1961-71, (7) 4446-2.14

Natl Zoological Park, species in collection and health, July 1971-Dec 1972, annual rpt, (12) 9774-2

*see also* Animals

*see also* Birds and bird conservation

**Zaire**

AID capital and technical assistance projects, by field of activity and country, FY72, annual rpt, (12) 7204-5

Coinage of nations and world coins; gold and silver production and monetary stocks, by country, 1972, (10) 8204-1.6

Economic trends in income, production, employment, prices, and foreign trade, 1974 annual rpt, (7) 2026-3.98

Exports of US, detailed commodity by country and world area of destination, 1973, annual rpts, (7) 2424-5

Imports of US, detailed commodity weights and values, by country and world area of origin, 1973, annual rpt, (11)(12) 2424-2

Loan repayment status by program and country, AID and predecessor agencies, June 1974, semiannual rpt, (10) 7202-2

Loans and grants from US and intl agencies, by program and country, FY46-73, annual rpt, (10) 7204-4

Mineral industry country review: policies, production, and trade, by commodity, 1972 Minerals Yearbook preprint, (12) 5604-17.66

Trade prospects for US exporters in 10 African nations, 1974 rpt, (7) 2026-2.42

**Zambia**

AID capital and technical assistance projects, by field of activity and country, FY72, annual rpt, (12) 7204-5

Coinage of nations and world coins; gold and silver production and monetary stocks, by country, 1972, (10) 8204-1.6

Economic trends in income, production, employment, prices, and foreign trade, 1974 annual rpt, (7) 2026-3.99

Exports of US, detailed commodity by country and world area of destination, 1973, annual rpts, (7) 2424-5

Imports of US, detailed commodity weights and values, by country and world area of origin, 1973, annual rpt, (11)(12) 2424-2

Loans and grants from US and intl agencies, by program and country, FY46-73, annual rpt, (10) 7204-4

Mineral industry country review: policies, production, and trade, by commodity, 1972 Minerals Yearbook preprint, (12) 5604-17.67

Trade prospects for US exporters in 10 African nations, 1974 rpt, (7) 2026-2.42

# Index by Categories

## Geographic Breakdowns

By Census Division	243
By City	244
By County	245
By Foreign Country	246
By Outlying Area	248
By Region	249
By SMSA	251
By State	252
By Urban-Rural	257

## Economic Breakdowns

By Commodity	258
By Federal Agency	259
By Income	259
By Industry	260
By Occupation	261

## Demographic Breakdowns

By Age	262
By Disease	264
By Educational Attainment	264
By Marital Status	265
By Race	265
By Sex	267

## Index by Categories

### INTRODUCTION

The Index of Categories contains references to all publications, tables, and groups of tables which contain breakdowns of statistical data by State, by industry, by age, or by some other standard category.

There are 20 such categories in all, which reflect the major standard breakdowns encountered in the publications covered by ASI 1974. For purposes of this Index, we have divided the categories into three broad groups, as follows:

#### GEOGRAPHIC BREAKDOWNS

By Census Division	By Outlying Area
By City	By Region
By County	By SMSA
By Foreign Country	By State
	By Urban-Rural

#### ECONOMIC BREAKDOWNS

By Commodity	By Income
By Federal Agency	By Industry
	By Occupation

#### DEMOGRAPHIC BREAKDOWNS

By Age	By Marital Status
By Disease	By Race
By Educational Attainment	By Sex

Within each of the above categories, references have been grouped according to the subject matter of the publication or table itself. The following subheadings have been used for this purpose:

Agriculture and Food  
Banking, Finance, and Insurance  
Communications and Transportation  
Education  
Geography and Climate  
Government  
Health and Vital Statistics  
Housing and Construction  
Industry and Commerce  
Labor and Employment  
Law Enforcement  
Natural Resources and Environment  
Population  
Prices and Cost of Living  
Public Welfare and Social Security  
Recreation and Leisure  
Science and Technology  
Veterans Affairs

In using the Category Index, one must keep in mind that the amount of detail contained in the breakdowns of the various tables listed under a given category can vary a great deal. Tables listed under such categories as Urban-Rural, Marital Status, and Sex, by the very nature of those categories, present no problem

in this respect. Tables listed under Census Division, Region, and State generally can be assumed to have complete or relatively complete breakdowns. Under Race, the great majority of the tables show only a breakdown by white and black or by white, black, and other; such a breakdown can be assumed from the presence of a reference in the Index by Categories. The few cases where other racial breakdowns are included have been specifically covered in the Index of Subjects and Names (i.e., Oriental Americans, Indians, etc.)

The greatest variation in the detail of category breakdowns occurs under such categories as City, County, SMSA, Industry, Occupation, and Commodity. For these categories, we have attempted, wherever possible, to indicate in each abstract the degree of detail of the particular category breakdown. In interpreting such category breakdowns, the lists of frequently used standard statistical classifications (p. 703-737) which are found in ASI 1974 Annual will be helpful. These include: Standard Metropolitan Statistical Areas (SMSA's), Standard Economic Areas (SEA's), Standard Industrial Classification (SIC) industries, Census Industrial and Occupational Classifications, Standard International Trade Classification (SITC) commodities, cities over 100,000, and the cities (or SMSA's) for which Consumer Price Index data are regularly published.

### GEOGRAPHIC BREAKDOWNS

#### BY CENSUS DIVISION

##### Agriculture and Food

Farm tenure and value, on/off farm income, expenditures, credit used, debts, taxes paid, by State, 1970 Survey of Agricultural Finance, (7) 2339-11

##### Communications and Transportation

Traffic and departures of US certificated air carriers, by US and foreign airport, aircraft type, and airline, 1973, detailed semiannual rpt, (7) 7502-2

##### Health and Vital Statistics

Cardiologists, ratio to population by census div, 1971-73, (11) 4478-34

Deaths and death rates, by cause, 1971 US Vital Statistics advance rpt, (11) 4146-5.15

Deaths and infant deaths, 1972 US Vital Statistics advance rpt, (10) 4146-5.11

Divorce rates and characteristics, 1971, US Vital Statistics final rpt, (11) 4146-5.16

Marriages and rates, 1969-71, US Vital Statistics advance rpt, (10) 4146-5.12

Mental health community centers catchment areas, by State, county, census tract and code, 1973 regional rpts, (10) 4228-35

##### Housing and Construction

Housing, new units authorized by building permits and public contracts, by permit-issuing place, 1973, annual rpt, (7) 2384-2

Housing production, costs, and mortgage financing; and HUD program activities, quarterly rpt, (7) 5002-1

Housing units authorized by building permits and public contracts, by State, selected SMSA's, and 4000 permit issuing places, monthly rpt, (7) 2382-5

##### Industry and Commerce

Commodity Transportation Survey, 1972: shipments of manufactured commodities by transportation mode and region of origin and destination, (10)(11)(12) 2575-1

Manufacturing establishments, employment, production, and specialization, final industry rpts, 1972 census, (10)(11) 2493-1 (12) 2493-1

Mineral industries establishments, employment, production, costs and consumption, final industry rpts, 1972 census, (11) 2513-1 (12) 2513-1

Minority-owned firms: number, receipts, and employees, by industry, State, county, SMSA, and city, 1972 Survey of Minority-owned Business, (12) 2328-5

Retail trade sales, inventories, and accounts receivable, all and chain retail establishments, 1973, annual rpt, (12) 2413-5

##### Labor and Employment

Natl Labor Relations Bd activities, cases and litigation, FY74, annual rpt, (12) 9584-1

##### Law Enforcement

Fire depts number and size, alarms and fires answered, and incidents of arson, vandalism, and violence, 1968-71, natl survey rpt, (7) 6068-33

##### Population

Farm population, births, deaths, and net migration, 1970-73 annual rpt, (7) 1594-1

General data, Statistical Abstract of US, 1974 annual rpt, (11) 2324-1

Population estimates by State and region, July 1973-74, Current Population Rpt, (10) 2546-3.21

Population size and components of change, estimates by State, division, and region, Apr 1, 1970-July 1, 1973, (10) 2546-3.34

Voting age population, Nov 1974 projections for States and regions, by race and age, Current Population Rpt, (7) 2546-3.17

**Public Welfare and Social Security**

Medicare hospitals and nursing homes admissions, FY70-73, (12) 4746-2.64  
 Medicare short-stay hospitalizations, frequency of episodes, by age, race, sex, and place of residence, 1967, (12) 4746-2.65  
 Vocationally rehabilitated persons under State agency programs, by region and State, FY73-74, annual summary rpt, (11) 4924-7

**Science and Technology**

R&D and science-related support by Fed Govt to colleges and universities, and selected nonprofit instns, FY72, annual rpt, (7) 9624-4

**BY CITY**

**Agriculture and Food**

Fruits and vegetables, fresh market, shipments and unloads, 41 cities and by State, 1973 annual series, (7) 1311-4  
 Milk marketing structure and prices in 159 milk markets, 1954-69, supplemental rpt, (7) 1568-147.1

**Communications and Transportation**

Air passenger enplanements on domestic trunkline carriers, daily averages by carrier and airport, 1972-73, semiannual rpt, (11) 9142-18  
 Air passenger enplanements on local service carriers, daily averages by carrier and airport, 1972-73, semiannual rpt, (11) 9142-17  
 Airline transportation, top 100 cities and city pairs originating or terminating domestic flights, 1972, (12) 9144-4.7  
 Aviation, FAA statistical handbook: air traffic, air carriers, airmen, and airport data, 1962-72, annual rpt, (7) 7504-1  
 Foreign visitor arrivals and US citizen departures, by US port and country of embarkation/debarkation, and transport mode, 1972, annual rpt, (11) 2904-1  
 Port safety articles, quarterly bulletin, (10) 7402-1  
 Radio stations financial data, 1972, FCC annual rpt, (10) 9284-4.8  
 TV financial data for 289 TV markets, 1972, annual rpt, (10) 9284-4.4  
 TV financial data for 295 TV markets, 1973, annual rpt, (12) 9284-2

**Education**

Educational tests used in 85 major school systems, by grade level, 1974 rpt, (7) 4668-4  
 Elementary and secondary local public school finances: receipts by source, expenditures by type, and Fed funds by program, natl totals and individual school systems, 1969-70, (10) 4584-4.2  
 Elementary and secondary public schools statistics, 1973 annual rpt, (7) 4584-5  
 School food service programs in large cities, participation and prices, by city, FY73, annual rpt, (12) 1364-3  
 Vocational education enrollment and expenditures, 56 cities, FY73 annual rpt, (12) 4504-4.4

**Geography and Climate**

Climatological data: weather, storms, and floods, summaries for US stations, 1973 and historical, annual rpt, (7) 2154-2  
 Earthquake descriptions, 1972, annual rpt, (12) 2154-1  
 River gages, locations and highest annual reading, 1973, annual rpt, (12) 2154-4  
 Sunrise, sunset, and twilight times, by month, and minimum temperature norms, 24 US cities, 1974 DOT daylight saving time study, (7) 7308-27.3  
 Tide tables, time and height at worldwide coastal points, 1975 predictions, (11)(12) 2174-2

**Government**

Civil Service Commission personnel systems and training improvement grants to States and local govts, FY74, (11) 9844-19  
 Customs collections, 15 largest districts, quarterly rpt, (11) 8142-1  
 Finances of 405 city govts: revenue, expenditures, and holdings, FY73, annual rpt, (7) 2466-2.4  
 Income tax bases, 21 selected cities, 1967, (7) 10044-1.13  
 Local govt employment and payrolls: counties, municipalities, school and special districts, Oct 1972, Census of Govts, (7) 2455-1  
 Municipal and township govts finances: revenues, expenditures, indebtedness, and holdings, 1972 Census of Govts, (7) 2457-4.4  
 NASA contract awards in labor surplus areas, July 1972-Dec 1973, (7) 9504-8  
 Revenue sharing payments to State and local govts, 1974 rpts, (7)(10)(11) 8066-1  
 SBA non-disaster loans, listing by State and city, 1973 annual rpt, (12) 9764-1.2  
 Taxable property values, assessed, by States, SMSA's, selected cities, counties, and metro/nonmetro location, 1973, (12) 2466-3.10

**Health and Vital Statistics**

Deaths, geographic detail including each town of 10,000 or more, by State and outlying area, US Vital Statistics annual rpt, (11) 4144-3  
 Hospital special services for cardiovascular and chronic respiratory disease patients, 1970 inventory, (10) 4008-9  
 Lead as airborne health hazard, levels in environment and blood, 1968-73, EPA position paper, (10) 25268-21

**Housing and Construction**

Construction industry historical statistics, 1915-64: authorizations, value and amount put in place by type, and costs, wages, and employment, (11) 2048-20  
 Defaulted 1-family and multifamily properties acquired by HUD, Jan-June 1974, semiannual rpt, (7) 5162-4  
 Home mortgages, FHA-insured: financial, property, and mortgagor characteristics, by State and municipal area, 1972, annual rpt, (7) 5144-1  
 Housing and community dev grant recipients directory, FY75-80, (11) 21248-11  
 Housing, new units authorized by building permits and public contracts, by permit-issuing place, 1973, annual rpt, (7) 2384-2  
 Housing units authorized by building permits and public contracts, by State, selected SMSA's, and 4000 permit issuing places, monthly rpt, (7) 2382-5

HUD-acquired 1-family homes, numbers acquired and sold, FY74 semiannual summary, (7) 5162-2  
 Public housing applications and reservations in process, by State and locality, June 30, 1974, semiannual directory, (12) 5142-24  
 Residential heating installations, by type, in key metro areas in 1970; and season costs, 1965-71, (12) 25268-24.2  
 Unsold new housing, Jan 1, 1974, HUD annual press release, (7) 5144-12

**Industry and Commerce**

DOD contracts in areas with substantial unemployment, FY74, annual rpt, (12) 3544-8  
 Establishments, employment, receipts, and payroll, final State rpts, 1972 Census of Selected Service Industries, (7)(10)(11)(12) 2391-1  
 Minority-owned firms: number, receipts, and employees, by industry, State, county, SMSA, and city, 1972 Survey of Minority-owned Business, (12) 2328-5  
 Puerto Rico manufacturing establishments, employees, payrolls, inventories, and shipments, 1972 census, (11) 2591-4  
 Retail trade establishments employment, sales, and payroll, final State rpts, 1972 census, (7)(10)(11)(12) 2397-1  
 Vessels engaged in US foreign trade, entrances and clearances of US customs, 1973 annual rpt, (10) 2424-7  
 Wholesale trade establishments, employment, sales, and payroll and expenses, final State rpts, 1972 census, (7)(10)(11)(12) 2405-1

**Labor and Employment**

Local transit union wages and hours survey, July 1973, annual rpt, (7) 6784-6  
 Occupational wage survey, 64 SMSA's, 1973-74, 3 part summary annual rpt, (7)(12) 6785-6  
 Unemployment insurance claims, by State, weekly rpt, (12) 6402-4  
 Union rates for selected trades and interarea pay comparisons, 1947-72, annual rpt, (11) 6724-1.6  
 Wage chronology: AT&T Co long lines dept contract negotiations with Communications Workers of America, Oct 1940-July 1974, (7) 6787-7.47

**Law Enforcement**

Crime, offenses known to police, each city over 10,000, 1973, FBI annual rpt, (7) 6224-2.5  
 Criminal justice statistics: employment and expenditures; crimes, criminals, and arrests; courts and correction and public attitudes, 1960's-73 annual compilation, (7) 6064-6  
 Police dept employees, by sex, 1973, FBI annual rpt, (7) 6224-2.4

**Natural Resources and Environment**

Air pollution levels, sulfur dioxide and particulates, 1960-71 trends, (10) 9198-33  
 Composting of municipal wastes: methods, costs, and locations of plants, 1971 EPA rpt, (7) 9218-12  
 Fish kills, by cause and place, 1972 annual rpt, (7) 9204-3  
 Water supply interstate systems, certification status, July 1974, semiannual rpt, (7) 9202-1

## Index by Categories

**Population**

Black Americans, socioeconomic and demographic characteristics, 1973, Current Population Rpt, annual, (7) 2546-2.48  
Censuses (special) of requesting localities, series, (10) 2546-5  
Congressional districts of States redistricted for 94th Congress, population and housing data from 1970 census, State rpt series, (7) 2326-5  
Low income neighborhoods in 50 largest US cities: population, income, employment, and housing characteristics, 1970 census supplementary rpts, (12) 2535-2

**Prices and Cost of Living**

Consumer and Wholesale Price Indexes current statistics, Monthly Labor Review, (7)(10) 6722-1.6  
Consumer Price Index, 1947-73, annual rpt, (11) 6724-1.7  
Family budgets, price levels by commodities, urban families of 4 and retired couples, series, (11) 6766-3  
Family budgets, retired couple, 3 average budgets, autumn 1973, selected North Central Region cities, press release, (7) 6958-11  
Family budgets, urban families of 4, 3 average budgets, fall 1973, (7) 6722-1.357  
NYC-Northeastern New Jersey area, retired couples budget, autumn 1973, (7) 6924-1

**Public Welfare and Social Security**

Welfare recipients income, by program and household characteristics, 100 local areas and natl averages, 1972 survey, (7) 23848-36

**Veterans Affairs**

Medical care quality evaluation and needed staff, equipment, and structures, by facility, 1974 VA study, (12) 25768-10  
VA hospital and nursing home workloads, FY73-75; detailed personnel and funding requirements above original FY75 budget request, by facility, 1974 survey, (10) 21768-8

## BY COUNTY

**Agriculture and Food**

Agricultural Stabilization and Conservation Service programs and activities, by county, 1973, annual State rpt series, (7) 1806-2  
Agricultural Stabilization and Conservation Service programs and practices, by county, 1973, annual State rpt series, (12) 1806-2  
Cotton ginnings and production, by State and county, 1973 crop, annual rpt, (7) 2344-1  
Cotton varieties planted in US, by county, 1970-74, annual rpt, (7) 1309-6  
Fish landings by detailed species and value, selected States, monthly rpts and annual summaries series, (7)(12) 2166-4

**Education**

Educational tests used in 85 major school systems, by grade level, 1974 rpt, (7) 4668-4

**Government**

Civil Service Commission personnel systems and training improvement grants to States and local govts, FY74, (11) 9844-19

County governing boards, number, members, names, and methods of selection, by State, 1973, (10) 2466-3.9  
Fed Govt civilian employees, by dept and agency, pay system, and geographic location, 1972, annual rpt, (11) 9844-8  
Govt employment and payrolls by function, 72 SMSA's and large counties, Oct 1973, annual rpt, (11) 2466-1.3  
Govt employment and payrolls, Fed, State, and local: by type of local govt and function, State, and county, 1972 Census of Govts, (12) 2455-2  
Govt finances, Fed, State, and local: detailed revenues by source, expenditures by function, debt, and holdings, 1972 Census of Govts, (11) 2457-5  
Local govt employment and payrolls: counties, municipalities, school and special districts, Oct 1972, Census of Govts, (7) 2455-1  
Revenue sharing payments to State and local govts, 1974 rpts, (7)(10)(11) 8066-1  
Taxable property values, assessed, by States, SMSA's, selected cities, counties, and metro/nonmetro location, 1973, (12) 2466-3.10

**Health and Vital Statistics**

Deaths, geographic detail including each town of 10,000 or more, by State and outlying area, US Vital Statistics annual rpt, (11) 4144-3  
Health manpower and facilities data, 1974 users guide to computerized area resource file, (10) 4458-34  
Hospitals, beds and patients, by State, county, and SMSA, 1971, biennial rpt, (7) 4144-8  
Mental health community centers catchment areas, by State, county, census tract and code, 1973 regional rpts, (10) 4228-35  
Nursing and personal care homes, beds, and residents, by State, county, and SMSA, 1971, biennial rpt, (7) 4144-9  
Optometrists, licensed: by age, sex, county and type of practice, and education, State rpts, 1972-73, (7) 4456-3  
Pharmacists, registered: by age, sex, county and place of employment, and university of degree, 1973, State rpts series, (7) 4456-4  
Physician losses, 1960-70 by county, and counties below US average, maps, (11) 25548-36

**Housing and Construction**

Housing and community dev grant recipients directory, FY75-80, (11) 21248-11  
Housing, new units authorized by building permits and public contracts, by permit-issuing place, 1973, annual rpt, (7) 2384-2  
Housing units authorized by building permits and public contracts, by State, selected SMSA's, and 4000 permit issuing places, monthly rpt, (7) 2382-5

**Industry and Commerce**

County Business Patterns: employees, payrolls, and establishments by detailed industry, State, county, and SMSA, 1973, annual rpts series, (7)(10)(11) 2326-6  
DOD contracts in areas with substantial unemployment, FY74, annual rpt, (12) 3544-8  
Establishments, employment, receipts, and payroll, final State rpts, 1972 Census of Selected Service Industries, (7)(10)(11)(12) 2391-1

Manufacturing establishments, employment, production, and finances general data, preliminary State rpts, 1972 census, (7) 2491-3  
Mineral industries establishments, employment, production, costs and consumption, final industry rpts, 1972 census, (11) 2513-1 (12) 2513-1  
Minority-owned firms: number, receipts, and employees, by industry, State, county, SMSA, and city, 1972 Survey of Minority-owned Business, (12) 2328-5  
Retail trade establishments employment, sales, and payroll, final State rpts, 1972 census, (7)(10)(11)(12) 2397-1  
Wholesale trade establishments, employment, sales, and payroll and expenses, final State rpts, 1972 census, (7)(10)(11)(12) 2405-1

**Labor and Employment**

Ozarks employment distribution and growth, 1960-70, relative to US and by industry, (12) 1598-106

**Law Enforcement**

Crime, offenses known to police, each suburban county and rural county over 25,000 in population, 1973, FBI annual rpt, (7) 6224-2.5  
Criminal justice statistics: employment and expenditures; crimes, criminals, and arrests; courts and correction and public attitudes, 1960's-73 annual compilation, (7) 6064-6  
Police dept employees, each suburban county and rural county over 25,000 population, 1973, FBI annual rpt, (7) 6224-2.4

**Natural Resources and Environment**

Air pollution levels, sulfur dioxide and particulates, 1960-71 trends, (10) 9198-33  
Duck stamp sales by State, county, and flyway, FY62-71, (7) 5508-15  
Natl forests, land purchases and exchanges, FY1910-73, annual rpt, (7) 25924-1  
Waterfowl production areas, lands purchased and acreage, FY74, annual rpt, (12) 14784-1

**Population**

Center of population for States, 1950-70, and counties, 1970, (12) 2448-6  
Families below low-income level, map by counties, 1970, (10) 2446-3.58  
Filipino American population size, map by counties, 1970, (7) 2446-3.53  
Population estimates, counties and SMSA's, Fed-State cooperative program, series, (7)(10) 2546-4  
Population July 1972-73 and components of change 1970-73, estimates for SMSA's and constituent counties, Current Population Rpt, (12) 2546-3.36  
SMSA population size class, map by counties, Jan 1, 1974, (11) 2446-3.55

**Public Welfare and Social Security**

Food stamp participation, FY70-73, (12) 1364-5  
Welfare recipients income, by program and household characteristics, 100 local areas and natl averages, 1972 survey, (7) 23848-36

## BY FOREIGN COUNTRY

## Agriculture and Food

Agricultural commodities, world production and trade, 1960-74 and selected earlier data, annual agricultural chartbook, (12) 1504-3

Agricultural exports and imports, US, by country and commodity, FY73-74, annual rpt, (12) 1524-1

Agricultural production, prices, and policies, brief current articles, Foreign Agriculture weekly periodical, (7)(10)(11)(12) 1922-2

Agricultural trade in relation to world monetary conditions and currency realignment, 1974 articles, semiannual rpt, (11) 1522-2

Beef and veal production, consumption, and trade in Western Europe, 1960-74 and projected 1980, (12) 1528-74

China mainland, agricultural export and import trade with selected countries, 1935-69 with selected data from 1909, (7) 1528-71

Cocoa production and trade, foreign countries and US, 1974 FAS annual circulars, (12) 1925-9

Coffee, foreign production and trade, and US imports, 1974 FAS annual circulars, (7)(10) 1925-5

Cotton acreage, production, prices, stocks, consumption, manufacture, and trade, US and world, 1920-73, (12) 1568-19

Cotton, foreign and US production and trade, 1974 FAS annual circulars, (7)(11)(12) 1925-4

Dairy products, foreign and US production, trade, and consumption, 1974 FAS annual circulars, (7)(10)(11) 1925-10

Deciduous fruit world production and trade, 7 fruits, by country, 1968-74, (11) 1925-22

Dried fruit production and trade of major producing and consuming countries, 1968-74, FAS circular biennial rpt, (7) 1925-21

Exports and imports of US, 1974 FAS annual circulars, (7)(10)(11) 1925-20

Exports of US: grains, oilseeds, oilseed products, and cotton, by area and country of destination, weekly rpt, (10) 1621-20 (10) 1922-3

Fats and oils, foreign and US production and trade, 1974 FAS circular series, (11)(12) 1925-1

Fertilizer exports and imports by country of destination and origin, current and trends, 1960's-74, annual situation rpt, (12) 1561-5

Fertilizer production, consumption, and balance in the world, 1975-76 and 1980, (12) 1508-13

Fertilizer production, supply, consumption, and foreign investment potential in 32 Latin American countries, 1962-72 with projections to 1980, (7) 9808-25

Fertilizer production, trade, and supply, US and foreign countries, 1972-73, annual rpt, (7) 1804-6

Fibers (vegetable), foreign and US production and trade, 1974 FAS annual circulars, (12) 1925-17

Food price indexes, 1971-73, annual rpt, (12) 1544-4.7

Foreign fishing industry catches, fleets, exports and imports, 1972 country rpts series, (7) 2166-8

Foreign fishing industry catches, fleets, exports and imports, 1973 country rpts series, (7) 2166-9

Foreign fishing industry catches, fleets, exports and imports, 1974 country rpts series, (10) 2166-10

Fruit, canned and deciduous, foreign production and trade, 1974 FAS annual circulars, (10)(12) 1925-7

Ginseng production in US and exports to Far East, 1960-74, (12) 1926-1.59

Grain exports and imports, world trade by country and commodity, 1950/51-1972/73, (10) 1926-1.56

Grains, foreign and US production, trade, stocks and consumption, 1974, FAS circular series, (7)(11)(12) 1925-2

Groundfish (Atlantic and Pacific) industry: earnings, production, demand, and trade, 1932-72, (11) 2166-2.10

Livestock expositions throughout the world, by country, (12) 1926-1.58

Lobster industry: earnings, production, demand, and trade, 1947-73, (10) 2166 2.9

Meat (red) per capita consumption, by country, 1965-73, (12) 1925-3.12

Meat, livestock, and livestock products, production and trade, 1974 FAS annual circulars, (7)(12) 1925-3

PL 480 export sales, and dev and food assistance programs, FY73 with cumulative data from 1954, annual rpt, (12) 1004-5

Poultry, poultry meat, and eggs, foreign and US production and trade, 1974 FAS annual circulars, (7)(12) 1925-11

Spices, essential oils, and tea, foreign and US production and US imports, 1974 FAS annual circulars, (7)(10) 1925-15

Sugar and molasses, foreign and US production and trade, 1974 FAS circular series, (7) 1925-14

Sugar supplier countries, US quota filling performance, historical and projected, by country, 1974 rpt, (11) 21168-4

Timber, timber products, and naval stores: production, prices, trade, and consumption, 1973, annual rpt, (12) 1204-12

Tobacco, foreign and US production and trade, 1974 FAS annual circulars, (7)(11) 1925-16

Wool production, prices, supply, use, and trade, US and world, current and trends 1960's-74, semiannual situation rpt, (11) 1561-13

World agricultural production, prices, and trade, 1974-75 and selected 1960's data, annual rpt, (7) 1524-3

World agricultural production, prices, and trade, 1974-75 and selected 1960's data, periodic rpt, (12) 1522-3

World food situation 1960s-73 trends, and prospects for 1980-85, preliminary rpt, (7) 25588-9.1

World grain prices and production, 1971-74 and Jan-July 1974, (10) 7146-1.22

**Banking, Finance, and Insurance**

Bank claims on and liabilities to foreigners; foreigners security transactions, monthly tables, Fed Reserve Bulletin, (7) 9362-1.23

Coinage of nations and world coins; gold and silver production and monetary stocks, by country, 1972, (10) 8204-1.6

Coinage of world mints, and gold and silver production, by country, 1972, (11) 8204-2

Eximbank cumulative funds authorized FY34-74 by country and world area, (11) 9254-2

Foreign currencies held by US, by country and region, fund sources, and uses, 1974 GAO rpt, (10) 26108-140

Foreign currencies held or controlled by US obtained without direct dollar purchase, semiannual rpt, June 30, 1974, (12) 8002-2

Foreign currencies obtained by US without direct dollar purchase, transactions and balances, FY74, semiannual rpt, (12) 8002-1

Foreign currencies purchased by US with dollars, semiannual rpt, FY74, (11) 8002-3

Foreign economic indicators, EC, 5 industrial countries, and US, quarterly rpt, (11) 2012-2

**Communications and Transportation**

Foreign visitor arrivals and US citizen departures, by US port and country of embarkation/debarkation, and transport mode, 1972, annual rpt, (11) 2904-1

NATO countries trade with Communist countries, by country, 1969-72, revised annual rpt, (10) 7146-1.18

PL 480 barter contracts, commodities exported and foreign materials and services procured, value and type by country, 1973, annual rpt, (12) 1004-5.5

Telephone service availability and costs in US and 14 foreign industrialized nations, 1960-71, (12) 2808-3

Telephone, telegraph, and telex messages to and from overseas, 1972, FCC annual rpt, (10) 9284-4.11

Traffic and departures of US certificated air carriers, by US and foreign airport, aircraft type, and airline, 1973, detailed semiannual rpt, (7) 7502-2

**Education**

Brain drain of scientists, engineers, and physicians from developing countries to US, 1949-72, (11) 21384-2

Developing countries economic, demographic, and social trends, 1960-74, AID regional summaries series, (10)(12) 7206-1

**Geography and Climate**

Earthquake descriptions, 1972, annual rpt, (12) 2154-1

Tide tables, time and height at worldwide coastal points, 1975 predictions, (11)(12) 2174-2

**Government**

AID capital and technical assistance projects, by field of activity and country, FY72, annual rpt, (12) 7204-5

AID technical service contracts with universities, firms, and nonprofit instns, Dec 1973, semiannual rpt, (10) 7202-3

AID university contracts, by host country instns and by universities providing support and services within US, Dec 1973, semiannual rpt, (10) 7202-4

Background notes, summary social and economic data, State Dept country series, (7)(10)(11)(12) 7006-2



## Index by Categories

- Claims against foreign govts by US natls, Foreign Claims Settlement Commission, 1973 annual rpt, (11) 9424-1.1
- Communist Party membership and organization in 94 countries (excluding US), 1973, annual rpt, (10) 7144-1
- Fed employees overseas, 1972, GAO rpt, (12) 26108-137.1
- Immigrants admitted to US, aliens deported, passengers arrived and departed, and persons naturalized, INS FY73 annual rpt, (10) 6264-2
- Loan repayment status by program and country, AID and predecessor agencies, June 1974, semiannual rpt, (10) 7202-2
- Loans and grants from US and intl agencies, by program and country, FY46-73, annual rpt, (10) 7204-4
- NASA contract awards, by contract and contractor characteristics, July-Dec, 1973, annual supplementary rpt, (7) 9504-8
- Peace Corps project and volunteer descriptions, by country, 1974, annual rpt, (12) 9024-4
- Peace Corps volunteers, man-years, characteristics, and duty posts, 1974 semiannual rpt, (12) 9022-2
- UN assessed contributions outstanding, by country, Dec 1973, (7) 26108-125
- UN peacekeeping forces in Middle East, funding by country, Oct 1973-Apr 1974, and estimated future costs, (12) 21388-20
- US Fed Govt civilian employees, by dept and agency and geographic location, 1972, annual rpt, (11) 9844-8
- Health and Vital Statistics**
- Foreign medical grads, characteristics, activities, geographic location by country of origin, 1960s and 1970s, (10) 4458-37
- Malaria risk in each country and area, 1973, (7) 4205-4
- Pesticide residues in human tissue, Israel, with comparisons to 6 other countries, 1967-71, (10) 482-1.313
- Tropical medicine research funding, Gorgas Inst and MARU, various years FY62-74; and NIH foreign research expenditures, FY47-72, (11) 21388-17
- Vaccination requirements for intl travel, by country, and USPHS prophylactic recommendations, 1974 rpt, (7) 4204-11
- Industry and Commerce**
- African economic dev and role as supplier of key commodities, selected spans, 1960's-2000, 1974 hearings, (10) 21388-16
- Agricultural imports by US, value by country of origin, major countries by commodity group, FY69-74, (12) 1522-1.343
- Air cargo foreign markets growth and US carrier participation, 1963-72, (11) 9148-16
- Automotive exports and imports of US and Canada, value by country, 1971-73, (12) 25364-1
- Benzenoid chemicals and products imported: quantities, value, competitive status, and country of origin, 1973, annual rpt, (7) 9884-2
- Ceramic product imports, 1969-73, annual Tariff Commission rpt, (10) 9884-4
- Coal exports, Pennsylvania anthracite, monthly summary by country, Mineral Industry Survey weekly rpt, (12) 5612-4
- Commodity, industry, and market reports from foreign countries, monthly index, (12) 2022-1
- Copper refining and fabricating: US production, shipments, and foreign trade, 1960's-73, annual rpt, (7) 2044-3.2
- Current Industrial Rpts: production and shipments for detailed manufactured products, periodic industry rpts series, (7)(10)(11)(12) 2506-2
- Developing countries economic, demographic, and social trends, 1960-74, AID regional summaries series, (10)(12) 7206-1
- Developing countries exports to major markets, by commodity and developing country or area, various years, 1964-70, (10) 9886-2.2
- Economies of foreign nations and US foreign trade, Overseas Business Rpts, 1974, annual series, (7)(11)(12) 2026-2
- Eximbank Cooperative Financing Facilities credit extended, by country and institution, monthly data, periodic releases, (7) 9252-1
- Exports of agricultural products, govt financed and commercial, value by commodity and country, FY73-74, (12) 1522-1.339
- Exports of agricultural products value and quantity, to 50 major nations and 3 trade groups, by commodity group, FY69-74, (12) 1522-1.340
- Exports of US, detailed commodity by country and world area of destination, 1973, annual rpts, (7) 2424-5
- Fishing by foreign countries off US Northwest coast, 1973 and earlier comparisons 1960-73, 1974 hearings, (12) 25268-22
- Foreign direct investment by US, 1973, annual Survey of Current Business article, (11) 2702-1.341
- Foreign direct investment in US, 1973, annual Survey of Current Business article, (11) 2702-1.340
- Foreign economic trends and implications for US: income, production, prices, employment, finances, and trade data, 1974 country annual and semiannual rpts series, (7)(11)(12) 2026-3
- GNP trends and growth rates, by non-Communist region and country, 1950-73, (10) 7204-9
- Imports of US, cotton, wool, manmade fiber, and other textile manufactures, quantity by country of origin, monthly and semiannual rpts series, (10) 2056-1
- Imports of US, detailed commodity weights and values, by country and world area of origin, 1973, annual rpt, (11)(12) 2424-2
- Imports of US, detailed commodity weights and values, by country of origin, monthly rpt, (11) 2422-2
- Imports of US from 7 Communist countries, and impact of failure to grant most favored nation tariff treatment, 1951-70, (10) 9886 2.4
- Market analyses for selected US industrial and scientific products, series, (11) 2026 1
- Mayonnaise, salad dressing, and related products, US exports by country of destination, 1972-73, annual rpt, (11) 2044-6
- Minerals and mineral fuel production, by country, 1970-71, annual rpt, (12) 5614-4
- Minerals production, consumption, and trade, by commodity, Mineral Industry Surveys, annual advance summary rpt series, 1973, (12) 5614-5
- Mining and petroleum laws, 140 world jurisdictions, 1970-74 rpts, (10) 5608-23
- Motor vehicle production and registrations by world area and country, 1971-73, annual rpt, (7) 2044-4
- Multinatl US firms, foreign affiliates: capital expenditures, projected 1974-75 and revised estimates 1967-73, semiannual Survey of Current Business article, (10) 2702-1.338
- Multinatl US firms foreign affiliates sales, 1966-72, Survey of Current Business article, (11) 2702-1.342
- Nuclear plants by country, 1974-85, (11) 9307-8
- Oil (crude) production, by world region and country, 1972-73, (10) 5614-3
- Oil and natural gas, offshore and onshore resources, production, and foreign trade, 1972, (10) 5668-2
- Oil, crude, prices by country of origin, monthly energy review rpt, (11) 9302-11
- Oil production and reserves, by world region and country, 1972, (7) 9388-2
- PL 480 shipments of US agricultural products, and shipments under other govt-financed or credit programs, FY55-73, (12) 1528-8
- Shipping rates charged, US and foreign flag vessels, by vessel name, commodity, and country, 1969-73, (12) 25268-25
- Steel product imports quantity and value, by detailed TSUSA category and by country of origin and customs region of entry, monthly rpt, (12) 2012-4
- Trade patterns of western nations, 1973, annual rpt, (12) 7146-1.11
- Labor and Employment**
- BLS foreign labor reporting programs, 1974, annual listing, (7) 6704-1
- Immigrants admitted to US as professional, technical and kindred workers, FY74, annual rpt, (12) 6264-1
- Natural Resources and Environment**
- Composting of municipal wastes: methods, costs, and locations of plants, 1971 EPA rpt, (7) 9218-12
- Mineral imports of US, nonfuel, 1972 and projected 1980; possibility of collusive export price increases, (11) 7146-3.7
- Natural gas production and reserves, by world region and country, 1972-73, press release, (12) 9358-27
- Natural gas reserves and production by country, 1971, (12) 25268-24.2
- Oil and natural gas, offshore and onshore resources, production, and foreign trade, 1972, (10) 5668-2
- Pulp industries, pollution control costs for 12 countries, 1973, (7) 21644-1
- Wildlife, mammals, imports to US, by detailed species and country of origin, 1972, (11) 5508-10
- Population**
- Developing countries basic GNP, energy consumption, population, and trade data, 1971-72, for 117 countries, (12) 25368-30

Developing countries economic, demographic, and social trends, 1960-74, AID regional summaries series, (10)(12) 7206-1  
 Developing countries population projections to year 2100, (12) 25588-14  
 Developing countries selected economic, population, education, and health data, by country, 1972-73, annual rpt, (10) 7204-10  
 General data, Statistical Abstract of US, 1974 annual rpt, (11) 2324-1  
 World demographic characteristics, by country, 1972 series of maps, (7) 2446-7

**Public Welfare and Social Security**

OASDHI beneficiaries residing abroad, 1971 annual rpt, (7) 4744-3.12  
 Social security expenditures in 9 countries, by type of program, 1968 and 1971, (10) 4746-11.29  
 Voluntary agencies overseas programs funding, and expenditures, by agency and country, FY73, (11) 7204-13

**Recreation and Leisure**

Travel monthly articles index by foreign country, Summary and Analysis of Intl Travel to US monthly articles, 1971-74, (12) 2908-13

**Science and Technology**

Scientific exchange and intl cooperation programs, US funding, participation, and admin, 1960-70, (7) 21388-15

**BY OUTLYING AREA**

**Agriculture and Food**

Brucellosis infected herds, by State, 1973, map, (7) 1398-5  
 Farmers Home Admin loans and grants by State, quarterly rpt, (7) 1182-1  
 Farmers Home Admin loans and grants, planned use of funds by State, and purpose, and program, FY74, annual rpt, (12) 1184-5  
 Garbage feeding of swine, by State, monthly rpt, (10) 1702-3  
 Rice distribution for consumption and processing, by State and distributed region, 1969-73, (12) 1568-114  
 Soil and water conservation districts organized as of July 1974, annual rpt, (7) 1264-1

**Banking, Finance, and Insurance**

Assets and liabilities, commercial and mutual savings banks, Dec 1973, semiannual rpt, (7) 9292-1  
 Banking offices paying checks at par and nonpar, by State, semiannual table, Fed Reserve Bulletin, (7) 9362-1.27  
 Banks and branches in operation by type and State, annual table, Fed Reserve Bulletin, (7) 9362-1.30  
 Savings and loan assns insured by Fed Saving and Loan Insurance Corp: assets and liabilities, 1972-73, annual rpt, (7) 9314-2.2

**Communications and Transportation**

Airport System Natl Plan, 1972, summary and regional rpts, (10) 7508-2  
 Highway safety program funds appropriated by Fed Govt, status for current fiscal year, monthly rpt, (12) 7552-9

**Education**

Adult educational enrollment, instructional staff, and programs in public school systems, 1968-69 and 1969-70, (11) 4648-9  
 Elementary and Secondary Education Act title II, acquisition of library and instructional materials, FY71 annual rpt, (12) 4504-7  
 Elementary and secondary public schools statistics, 1973 annual rpt, (7) 4584-5  
 Higher education instns financial statistics, current funds revenues and expenditures, FY71-72, annual rpt, (7) 4604-10  
 Higher education instns, physical facilities inventory, fall 1970, (11) 4604-7  
 Higher education student enrollment, by State and instn, fall 1972, annual rpt, (11) 4604-6  
 Natl Defense Education Act title III, funds for instructional equipment, FY71 annual rpt, (11) 4504-14  
 Vocational education enrollment and expenditures, by State, FY73 annual rpt, (12) 4504-4.5  
 Vocational education enrollment, expenditures, and teachers in Fed, State, and local govt financing programs, FY73, annual rpt, (7)(12) 4504-4

**Geography and Climate**

Climatological data: weather, storms, and floods, summaries for US stations, 1973 and historical, annual rpt, (7) 2154-2  
 Earthquake descriptions, 1972, annual rpt, (12) 2154-1

**Government**

ACTION domestic programs and volunteers June 1974, semiannual rpt, (7) 9022-1  
 Civil Service Commission personnel systems and training improvement grants to States and local govts, FY74, (11) 9844-19  
 Family planning, State laws and policies, Sept 1971, with 1973 addendum, (12) 4278-1  
 Fed Govt civilian employees, by dept and agency, pay system, and geographic location, 1972, annual rpt, (11) 9844-8  
 NASA contract awards, by contract and contractor characteristics, July-Dec, 1973, annual supplementary rpt, (7) 9504-8  
 Reserve forces manpower strength and characteristics, monthly DOD rpt, (10) 3542-4  
 Selective service registrants and induction data, and local board minority group representation, by State, 1974 and selected earlier data, (11) 9742-1

**Health and Vital Statistics**

Crippled children's services, demographic characteristics and detailed diagnoses, by State, FY72, (10) 4286-1.8  
 Deaths, geographic detail including each town of 10,000 or more, by State and outlying area, US Vital Statistics annual rpt, (11) 4144-3  
 Disability beneficiaries eligible for Medicare, 1973, (7) 4746-2.61  
 Facilities existing, number and condition, 1973 and projected 1978 needs, by State, annual rpt, (12) 4264-3  
 Infectious notifiable diseases, incidence, geographic distribution, trends, 1973, annual rpt, (7) 4204-1  
 Methadone regulatory laws, Fed and State, legal handbook for administrators, 1974, (10) 4498-2

Rabies, reported animal cases by State and type of animal, 1973 annual summary, (7) 4205-28  
 Radiation control, State and local funds, personnel and activities, FY71-73, annual rpt, (11) 4064-3

**Industry and Commerce**

Mineral production, quantity and value, each State and outlying area, Mineral Industry Surveys advance annual summary rpt series, 1973, (12) 5614-6  
 Mineral production summary for US, outlying islands, and Puerto Rico, 1972 Minerals Yearbook, (7) 5604-1.3  
 Rural Electrification Admin loans and borrower characteristics, 1973, annual rpt, (7) 1244-1

**Labor and Employment**

Apprentice registration, State and Natl Apprenticeship System, by race/ethnic, women and veterans characteristics, June 30, 1973, (11) 6408-19  
 Employment and wages of workers covered by State unemployment insurance laws and Fed employees unemployment compensation, quarterly rpt, (7) 6742-11  
 Natl Labor Relations Bd activities, cases and litigation, FY74, annual rpt, (12) 9584-1  
 Unemployment insurance claims, by State, weekly rpt, (12) 6402-4

**Law Enforcement**

Bombing incidents, explosives and incendiaries, by location, target, damage, and date, June 1974 FBI semiannual rpt, (11) 6222-2  
 Court cases, civil and criminal: Fed district, appeals, and special courts, FY74 and selected 1960-70's data, annual rpt, (12) 18204-2  
 Fed district and appeals courts statistical profiles, workloads and management data, FY69-74, (12) 18204-3  
 Jury operations and costs, by Fed district court, FY71-74, annual rpt, (12) 18204-4

**Population**

General data, Statistical Abstract of US, 1974 annual rpt, (11) 2324-1  
 Naturalized persons, by State or territories of residence, INS FY73 annual rpt, (10) 6264-2.7

**Prices and Cost of Living**

Retail food price estimates: US, 23 SMSA's, Guam and Virgin Islands, monthly rpt, (7) 6762-4

**Public Welfare and Social Security**

Child nutrition programs, USDA: participation, servings, and money spent, revised monthly tables, July 1972-June 1973, (7) 1368-2  
 Food assistance, USDA child nutrition and family food assistance programs, FY73 and historical summary, annual statistical rpt, (12) 1364-5  
 Medicaid recipients and medical vendor payments, by State and region, monthly rpt, (10) 4822-5  
 Medicaid recipients characteristics and use of selected medical service, FY72, annual rpt supplement, (11) 4824-6  
 Medicare enrollees, reimbursements, participating facilities, and admissions, by State, FY68-72, annual rpt, (10) 4744-5

OASDHI and OAA benefits and beneficiaries, quarterly rpt, (7) 4742-1.10

OASDHI benefits and beneficiaries, detailed breakdowns, 1972 annual rpt, (7) 4744-3.11

OASDHI, covered workers, 1972 annual rpt, (7) 4744-3.5

Public assistance applications, cases approved and discontinued, reasons for disapproval or discontinuation, by State and outlying area, quarterly rpt, (12) 4822-12

Public assistance cases involving questions of fraud, disposition, by State, FY73, annual rpt, (7) 4824-13

Public assistance programs, recipients and average payments, current data, monthly rpt, (7) 4742-1.6

Public assistance recipients and payments, by program, 1971 SSA annual rpt, (7) 4744-3.16

Public welfare, State agency staff dev activities and expenditures, FY73, annual rpt, (7) 4824-12

School food service programs, number and enrollment of public and private schools with and without, 1973, annual survey, (12) 1364-4

Social insurance and unemployment insurance, benefits, 1940-72, annual rpt, (7) 4744-3.2

Unemployment insurance program, selected current data, monthly rpt, (7) 4742-1.8

Vocational rehabilitation Fed-State program, rehabilitated clients, State agency caseloads, by State and region, FY72, annual rpt, (10) 4924-4

Vocational rehabilitation State agencies caseloads, new cases, and closures, by State, quarterly rpt, (7) 4922-4

**Recreation and Leisure**

Fed Govt funds expended for outdoor recreation, lands acquired, 1964-72. Recreation (outdoor) Fed Govt funds expended and land acquired, 1964-72, (7) 5808-7

**Science and Technology**

R&D and science-related support by Fed Govt to colleges and universities, and selected nonprofit instns, FY72, annual rpt, (7) 9624-4

**BY REGION****Agriculture and Food**

Agricultural research scientist man-years and funds expended, FY73, annual rpt, (12) 1744-2

Agricultural Stabilization and Conservation Service programs and activities, minority groups participation, 1973, annual rpt, (12) 1804-8

Apple harvesting, packing, and storage costs for the fresh market, 1972/73 and 1969/70 seasons, by geographic region, (7) 1561-6.303

Cotton storage and handling costs, public warehouses, 1972-73 and projected 1974-75, annual rpt, (7) 1564-5

Energy use in food and fiber production, processing, and marketing, 1971-73 and projected 1980, (11) 25168-15

Export shares of US agricultural products, by State and region, FY74, (12) 1522-1.336

Farm finances outlook: cash flow, receipts, loans and capital investment trends and forecasts, 1960's-75, semiannual rpt, (12) 1541-1

Farm population size, employment, and demographic characteristics, 1970 and Apr 1973, annual rpt, (7) 2544-1

Farm real estate taxes trends, selected years 1890-1972, by State and 10 regions, annual rpt, (12) 1544-5

Farm real estate value, sales, financing, and probable use after purchase, selected years, 1950-74, annual rpt, (7) 1541-8

Farm tenure and value, on/off farm income, expenditures, credit used, debts, taxes paid, by State, 1970 Survey of Agricultural Finance, (7) 2339-11

Fertilizer production, prices, use, and trade, US and world, current and trends, 1960's-74, situation rpt, (12) 1561-5

Fish landings and processing, by detailed species and value, annual regional rpts series, (7)(12) 2166-3

Fish landings, men and gear employed, and seafood production: detailed species and value, by State, 1971, annual rpt, (11) 2164-2

Fruit and nut production, use, prices, and value, 1972-73 and selected 1974 crops, annual rpts series, (7)(10) 1621-18

Fruits and vegetables, fresh market, shipments and unloads, 41 cities and by State, 1973 annual series, (7) 1311-4

Grazing livestock on Natl Forest System lands, 1973, annual rpt, (7) 1204-5

North Central States farm characteristics, production, and land resources, by farm production regions, 1967-72, (7) 1598-105

Pesticides used, and acres treated, by amount, type and crop, 1971, (7) 1588-2

Projected population, income, employment, and production (series E projections); for US, water resources regions, and States, 1980-2020 with selected historical comparisons, (11) 17708-4

Rice distribution for consumption and processing, by State and distributed region, 1969-73, (12) 1568-114

SMSA urbanization trends in land use, agricultural production, and population, 1960-70, (7) 1548-57

Storage and loading out rates and tariffs charged in commercial elevators, by geographic region, 1973/74 season, (7) 1561-4.302

**Banking, Finance, and Insurance**

Credit unions, Fed and Fed-insured State unions: financial condition and operations, 1973, annual rpt, (7) 9534-1

Fed land bank loans characteristics, by Farm Credit district, 1973, annual rpt, (11) 9264-8

**Communications and Transportation**

Airport System Natl Plan, 1972, summary and regional rpts, (10) 7508-2

Aviation, FAA statistical handbook: air traffic, air carriers, airmen, and airport data, 1962-72, annual rpt, (7) 7504-1

Commodity Transportation Survey, 1972: shipments of small manufacturing plants, by region, commodity, transportation mode, and distance shipped, special rpt, (12) 2575-5

Energy supply transport requirements, by region, commodity, and mode of transport, 1974-85; Project Independence studies, (12) 9307-15 (12) 9307-16

Freight volumes and revenues, motor Class I common and contract carriers in interstate commerce, summary by commodity and area, 1972, (12) 9484-3

Highway safety program funds appropriated by Fed Govt, status for current fiscal year, monthly rpt, (12) 7552-9

Motor carrier intercity and local operating revenues, expenses, mileages, and freight tons, Class I carriers of property, Dec 1973 semiannual rpt, (11) 9482-11

Motor carrier passengers, revenues, and mileages, intercity and local service, June 1974, semiannual rpt, (12) 9482-10

Radio (public broadcasting) license holders and stations: financial, employment, and broadcast data, FY72, annual rpt, (7) 4654-1

Railroad freight and passenger service, selected financial and operating data, Class I roads, Dec 1973 semiannual rpt, (11) 9482-6

Traffic speed trends, by State, region, and vehicle type, 1973, annual rpt, (12) 7554-17

TV (public broadcasting) license holders and stations: financial, employment, broadcast, and production data, FY72, annual rpt, (7) 4654-2

**Education**

Educational progress, natl assessment survey, social studies and music, 1971-72, (10) 4516-3

Educational progress, natl assessment surveys, literature and reading, 1970-71, (10) 4516-2

Elementary and secondary local public school finances: receipts by source, expenditures by type, and Fed funds by program, natl totals and individual school systems, 1969-70, (10) 4584-4.1

High school seniors educational plans, by age, sex, race, residence, and occupation of family head, Oct 1973, Current Population Rpt, (10) 2546-1.270

Higher education instns, physical facilities inventory, fall 1970, (11) 4604-7

Medical and osteopathic students, expenses and sources of income, 1970-71, (11) 4458-7

Natl Assessment of Educ Progress, demographic characteristics of reporting groups, (12) 4514-1

Preprimary enrollment, by socioeconomic characteristics, Oct 1973, annual rpt, (7) 2546-1.268

School food service programs in large cities, participation and prices, by city, FY73, annual rpt, (12) 1364-3

Students enrollment status and socioeconomic characteristics, Oct 1973 and trends, annual Current Population Rpt, (11) 2546-1.272

Teacher demand and surplus supply, elementary and secondary, by region, 1971-73, GAO survey, (7) 26108-121

**Geography and Climate**

Earthquake descriptions, 1972, annual rpt, (12) 2154-1

Tornado frequency and severity over contiguous US, 1974 AEC study, (12) 9108-45

**Government**

ACTION domestic programs and volunteers June 1974, semiannual rpt, (7) 9022-1

Civil service pensions, life and health insurance benefits, 1973, (7) 9844-15.3

Govt employment and payrolls, Fed, State, and local: by type of local govt and function, State, and county, 1972 Census of Govts, (12) 2455-2

Govt finances, Fed, State, and local: detailed revenues by source, expenditures by function, debt, and holdings, 1972 Census of Govts, (11) 2457-5

Taxable property values, assessed, by States, SMSA's, selected cities, counties, and metro/nonmetro location, 1973, (12) 2466-3.10

**Health and Vital Statistics**

Cancer centers, geographic distribution, activities, and Fed financial support, FY72-73; cancer deaths by specific cause and State, 1968, (11) 4478-33

Cardiovascular disease and chronic circulatory conditions prevalence, 1972, (12) 4147-10.94

Child nutrition programs of USDA, participation, costs, and nutritional content, 1969-74, (11) 25168-16

Crippled children's services, demographic characteristics and detailed diagnoses, by State, FY72, (10) 4286-1.8

Deaths and death rates, by cause, 1971 US Vital Statistics advance rpt, (11) 4146-5.15

Deaths and infant deaths, 1972 US Vital Statistics advance rpt, (10) 4146-5.11

Deaths, cumulative weekly total, by region and 121 cities, 1973, annual rpt, (7) 4204-1.2

Diabetes prevalence, characteristics, and effects, FY66 survey, (10) 4008-11

Divorce rates and characteristics, 1971, US Vital Statistics final rpt, (11) 4146-5.16

Eyeglasses and contact lenses, users demographic characteristics, 1971, (11) 4147-10.93

Fed Govt awards for health manpower training, by HEW region, FY73, annual listing, (7) 4454-4

Health manpower supply, characteristics and trends, 1970 and projections to 1990, (10) 4458-40

Hospital patients discharged, length of stay by patient and hospital characteristics, 1971, (10) 4147-13.17

Hospital patients with surgical operations discharged, by sex, age, region, 1972, (10) 4146-5.13

Infectious notifiable diseases, incidence, geographic distribution, and trends, 1973, annual rpt, (7) 4204-1

Marriages and rates, 1969-71, US Vital Statistics advance rpt, (10) 4146-5.12

Mental health community centers catchment areas, by State, county, census tract and code, 1973 regional rpts, (10) 4228-35

Mental hospital staff, State and county facilities by region and State, 1973, (10) 4226-5.109

Mining, active operations, by region, State and type, 1973 annual rpt, (11) 5634-2

Musculoskeletal and skin disease conditions, prevalence and impact, 1969 Health Interview Survey, (11) 4147-10.92

Podiatrists, patient demography and treatment setting, 1970, (10) 4147-14.14

**Housing and Construction**

Apartments: market absorption and characteristics of 1972 completed units, annual Current Housing Rpt, (7) 2484-2

Construction industry historical statistics, 1915-64: authorizations, value and amount put in place by type, and costs, wages, and employment, (11) 2048-20

Defaulted 1-family and multifamily properties acquired by HUD, Jan-June 1974, semiannual rpt, (7) 5162-4

Homes, new 1-family, characteristics, 1973 and recent trends, annual rpt, (7) 2384-1

Housing, new units authorized by building permits and public contracts, by permit-issuing place, 1973, annual rpt, (7) 2384-2

Housing starts, 1-family and multiunit, FHA-insured, by region, Jan-July 1974, semiannual rpt, (12) 5142-12

Housing units authorized by building permits and public contracts, by State, selected SMSA's, and 4000 permit issuing places, monthly rpt, (7) 2382-5

HUD-acquired 1-family homes, numbers acquired and sold, FY74 semiannual summary, (7) 5162-2

Multiunit residential buildings, new privately owned: characteristics by region and stage of construction, 1973, (7) 2388-6

Public housing construction labor and materials costs and requirements, by occupation and region, 1960 and 1968, (11) 6828-12

Unsold new housing, Jan 1, 1974, HUD annual press release, (7) 5144-12

Urban renewal projects and funds, June 1973, semiannual directory, (12) 5122-2

**Industry and Commerce**

Commodity Transportation Survey, 1972: shipments of printing and publishing industry products, by transport mode and region of origin, (11) 2575-4

Current Industrial Rpts: production and shipments for detailed manufactured products, periodic industry rpts series, (7)(10)(11)(12) 2506-2

Economic projections: income, earnings, employment, and population, for BEA economic areas and SMSAs, 1950-90, (10) 2708-19

Electric generating plants (steam), fuels cost and quality, monthly rpt, (12) 9352-4

Electric power generating and reserve capabilities, Regional Reliability Council areas, 1974-93, (10) 9352-2.9

Electric power generating capacity unavailable in summer-winter peaks due to maintenance, 1974-79, (11) 9358-25

Electric power winter peak loads and power supply, 9 regional electric reliability council areas, projected 1974-75, (11) 9354-13

Energy supply facilities, typical costs, requirements, and capacities, by region 1974-90; Project Independence studies, (12) 9307-13

Energy supply, projected economic and environmental effects at selected dev levels, by region, 1974-85: Project Independence studies, (11) 9307-2 (11) 9307-4 (11) 9307-5, (11) 9307-6, (11) 9307-7, (11) 9307-8, (11) 9307-9, (11) 9307-11

Fishing gear equipment of commercial fishing vessels, by types of gear and region, 1969, (10) 2168-9

Gas tax revenues lost from energy crisis allocations, by region and State, 1974, (12) 25408-14

Manufacturing establishments, employment, production, and specialization, final industry rpts, 1972 census, (10)(11) 2493-1 (12) 2493-1

Mayonnaise, salad dressing, and related products: shipments, by State, type and size of container, and sales, 1972-73, annual rpt, (11) 2044-6

Mineral industry establishments, employment, production, costs and consumption, final industry rpts, 1972 census, (11) 2513-1 (12) 2513-1

Oil, crude and finished products, and natural gas liquids, production, demand, and trade, 1973, (7) 5612-1.22

Projected population, income, employment, and production (series E projections); for US, water resources regions, and States, 1980-2020 with selected historical comparisons, (11) 17708-4

Retail trade sales, inventories, and accounts receivable, all and chain retail establishments, 1973, annual rpt, (12) 2413-5

Rural industrialization, 1960-72, regional and industry trends and problems, (10) 25168-13

Shipbuilding costs, geographic differences within US, annual rpt, 1974, (7) 2124-1

Solar energy dev prospects and requirements, 1974-85: Project Independence studies, (11) 9307-10

Steam electric plants, air and water control characteristics and costs, by plant, State, and region, 1971, annual rpt, (7) 9354-15

Waterborne commerce between and within domestic geographical trade areas, 1965-72, (10) 2128-13

**Labor and Employment**

Earnings differences, union members-nonmembers by occupation, region, education, age, race, and sex, 1973, article, (12) 6722-1.374

Earnings for selected occupations and interarea pay comparisons, 1960-72, annual rpt, (11) 6724-1.6

Electric power plants construction labor requirement projections, 1974-2000, AEC rpt, (11) 9108-35

Employees on industrial and governmental payrolls, 1939-73, annual rpt, (11) 6724-1.2

Employment and wages of workers covered by State unemployment insurance laws and Fed employees unemployment compensation, quarterly rpt, (7) 6742-11

Farm wageworkers, wages, days worked, and demographic characteristics, 1973, annual rpt, (7) 1594-2

Fed-Aid Hwy projects employment, total and minority, by occupational group, July 1974, annual rpt, (12) 7554-19

Local transit union wages and hours survey, July 1973, annual rpt, (7) 6784-6

Natl Labor Relations Bd cases and elections ordered, by Federal Administrative Region and census division, FY74, annual rpt, (12) 9584-1

## Index by Categories

- Occupational wage survey, combined SMSA's, by region, 1971-72, summary annual rpt, (7) 6785-4
- Southeastern States textile mills employment, 1947-74, annual summary rpt, (7) 6944-1
- Law Enforcement**
- Bombing incidents, explosives and incendiaries, by location, target, damage, and date, June 1974 FBI semiannual rpt, (11) 6222-2
- Crime Index, 1973, FBI annual rpt, (7) 6224-2.1
- Fire depts number and size, alarms and fires answered, and incidents of arson, vandalism, and violence, 1968-71, natl survey rpt, (7) 6068-33
- LEAA grants and contracts, FY73, (10) 6068-34
- Police dept employees, 1973, FBI annual rpt, (7) 6224-2.4
- Police officers killed on duty, 1973, FBI annual rpt, (10) 6224-3
- Natural Resources and Environment**
- Fish kills, by cause and place, 1972 annual rpt, (7) 9204-3
- Forest fires on Natl Forest Service land, 1973, annual rpt, (7) 1204-6
- Natural gas underground storage fields, capacity, use, and costs, 1973 and winter 1973-74, (11) 9354-10
- Outdoor recreation rpts compilation on participation, resource supply and demand, economic factors, and management, 1960s and projected, (11) 25448-27
- Pollution control costs in electric power industry by State and region, 1970, (7) 21644-1
- Refuse collection industry characteristics, detailed analysis, 1970-71, EPA survey, (12) 9218-15
- Scrap metal shredder plants and capacity, by region, 1969, (11) 9218-14
- Water data, index to stations with machine readable daily data, through Sept 1971, regional rpts, (12) 5666-7
- Water pollution control, programs and enforcement, 1974 EPA annual rpt, (7) 9204-2
- Water quality, index to stations with machine readable data, through 1972, regional rpts, (12) 5666-6
- Water supply interstate systems, certification status, July 1974, semiannual rpt, (7) 9202-1
- Wildfires, damage and causes, 1973 with historical data from 1924, annual rpt, (7) 1204-4
- Population**
- Birth expectations and history and childless married women, by demographic characteristics, June 1974, Current Population Rpt advance data, (7) 2546-1.269
- Black Americans, socioeconomic and demographic characteristics, 1973, Current Population Rpt, annual, (7) 2546-2.48
- Developing countries population projections to year 2100, (12) 25588-14
- Educational attainment of persons 25 years and over, by region, age, race, sex, and Spanish origin, Mar 1974, Current Population Rpt, (12) 2546-1.274
- Farm population, births, deaths, and net migration, 1970-73 annual rpt, (7) 1594-1
- General data, Fed administrative regions, Statistical Abstract of US, 1974 annual rpt, (11) 2324-1
- Income of persons and families, 1947-73, and selected demographic characteristics, 1973, advance data, Current Population Rpt, (7) 2546-6.7
- Income, personal, for regions and States, 1958-73, Survey of Current Business, (7) 2702-1.326
- Marital status, living arrangements, and family relationships, Mar 1974, and selected historical data, annual Current Population Rpt, (10) 2546-1.271
- Metro areas, Fed Admin Regions, and States: selected general data, 1974 annual reprint, (11) 2324-3
- Mobility of population, detailed demographic characteristics of movers and nonmovers, Mar 1970-74, Current Population Rpt, (12) 2546-1.273
- Personal income, totals for regions and States, quarterly estimates, Survey of Current Business, (11) 2702-1.344
- Poor, detailed socioeconomic characteristics of population below poverty level, 1966-73, Current Population Supplementary Rpt, (7) 2546-6.10
- Poor families and persons, by selected characteristics of family and head, 1973 and historical, advance data, Current Population Rpt, (7) 2546-6.8
- Population estimates by State and region, July 1973-74, Current Population Rpt, (10) 2546-3.21
- Population increase and distribution, by region, 1910-73, (12) 264-1
- Population size and components of change, estimates by State, division, and region, Apr 1, 1970-July 1, 1973, (10) 2546-3.34
- Projected population, income, employment, and production (series E projections); for US, water resources regions, and States, 1980-2020 with selected historical comparisons, (11) 17708-4
- Rural demographic and community characteristics, metro and nonmetro county groups, 1960 and 1970, 1974 annual rpt, (12) 1004-8
- Voting age population, Nov 1974 projections for States and regions, by race and age, Current Population Rpt, (7) 2546-3.17
- Prices and Cost of Living**
- Consumer Price Index current statistics, Monthly Labor Review, (7)(10) 6722-1.6
- Public Welfare and Social Security**
- AFDC recipient characteristics, 1973 study series, (11) 4826-1
- Child nutrition programs, USDA: participation, servings, and money spent, revised monthly tables, July 1972-June 1973, (7) 1368-2
- Food assistance, USDA child nutrition and family food assistance programs, FY73 and historical summary, annual statistical rpt, (12) 1364-5
- Medicare, hospital utilization covered and supplementary medical services used, and charges, by age, sex, and region, 1966-71, series, (12) 4746-1
- Medicare hospitals and nursing homes admissions, FY70-73, (12) 4746-2.64
- Medicare short-stay hospitalizations, frequency of episodes, by age, race, sex, and place of residence, 1967, (12) 4746-2.65
- Medicare supplementary medical insurance assignment rates, quarterly and by individual carrier, 1972-73, (12) 4746-2.63
- School food service programs, number and enrollment of public and private schools with and without, 1973, annual survey, (12) 1364-4
- Vocational rehabilitation Fed-State program, rehabilitated clients, State agency caseloads, by State and region, FY72, annual rpt, (10) 4924-4
- Vocational rehabilitation State agencies caseloads, new cases, and closures, by State, quarterly rpt, (7) 4922-4
- Vocationally rehabilitated persons under State agency programs, by region and State, FY73-74, annual summary rpt, (11) 4924-7
- Science and Technology**
- Laboratories operated by or for Fed Govt: costs, space and equipment, personnel, and utilization, June 30, 1972, inventory, (7) 21188-1
- R&D and science-related support by Fed Govt to colleges and universities, and selected nonprofit instns, FY72, annual rpt, (7) 9624-4
- R&D industry funds, 1963-72, annual rpt, (12) 9624-8.5

## BY SMSA

## Agriculture and Food

Dairy industry integration, 1970, (12) 9406-1.18

## Banking, Finance, and Insurance

Savings and loan assns insured by Fed Saving and Loan Insurance Corp: assets and liabilities, 1972-73, annual rpt, (7) 9314-2.2

## Communications and Transportation

Motor vehicle registrations, by SMSA, 1973, (11) 7558-2

Radio stations financial data, 1972, FCC annual rpt, (10) 9284-4.8

TV financial data for 289 TV markets, 1972, annual rpt, (10) 9284-4.4

TV financial data for 295 TV markets, 1973, annual rpt, (12) 9284-2

TV programming and employment practices, analyses and evaluations for 144 local stations, 1973, (11) 9288-4

## Government

Fed Govt civilian employees, by dept and agency, pay system, and geographic location, 1972, annual rpt, (11) 9844-8

Govt employment and payrolls by function, 72 SMSA's and large counties, Oct 1973, annual rpt, (11) 2466-1.3

Taxable property values, assessed, by States, SMSA's, selected cities, counties, and metro/nonmetro location, 1973, (12) 2466-3.10

## Health and Vital Statistics

Births, rates, and demographic and birth characteristics, 1972 and trends from 1960, (11) 4146-5.14

Deaths, geographic detail including each town of 10,000 or more, by State and outlying area, US Vital Statistics annual rpt, (11) 4144-3

## BY SMSA

Drug abuse, detailed characteristics of drug use and users, 1972-74 Project DAWN rpts, (12) 6286-2

Health manpower and facilities data, 1974 users guide to computerized area resource file, (10) 4458-34

Hospitals, beds and patients, by State, county, and SMSA, 1971, biennial rpt, (7) 4144-8

Nursing and personal care homes, beds, and residents, by State, county, and SMSA, 1971, biennial rpt, (7) 4144-9

**Housing and Construction**

Construction industry historical statistics, 1915-64: authorizations, value and amount put in place by type, and costs, wages, and employment, (11) 2048-20

Housing and community dev grant recipients directory, FY75-80, (11) 21248-11

Housing, new units authorized by building permits and public contracts, by permit-issuing place, 1973, annual rpt, (7) 2384-2

Housing production, costs, and mortgage financing; and HUD program activities, quarterly rpt, (7) 5002-1

Housing units authorized by building permits and public contracts, by State, selected SMSA's, and 4000 permit issuing places, monthly rpt, (7) 2382-5

**Industry and Commerce**

County Business Patterns: employees, payrolls, and establishments by detailed industry, State, county, and SMSA, 1973, annual rpts series, (7)(10)(11) 2326-6

Economic projections: income, earnings, employment, and population, for BEA economic areas and SMSAs, 1950-90, (10) 2708-19

Establishments, employment, receipts, and payroll, final State rpts, 1972 Census of Selected Service Industries, (7)(10)(11)(12) 2391-1

Manufacturing establishments, employment, production, and finances general data, preliminary State rpts, 1972 census, (7) 2491-3

Minority-owned firms: number, receipts, and employees, by industry, State, county, SMSA, and city, 1972 Survey of Minority-owned Business, (12) 2328-5

Puerto Rico manufacturing establishments, employees, payrolls, inventories, and shipments, 1972 census, (11) 2591-4

Retail trade establishments employment, sales, and payroll, final State rpts, 1972 census, (7)(10)(11)(12) 2397-1

Retail trade establishments in major retail centers of SMSA's: number, sales, employment, payrolls, by kind of business, 1972 census State rpts series, (11)(12) 2401-1

Retail trade sales, inventories, and accounts receivable, all and chain retail establishments, 1973, annual rpt, (12) 2413-5

Steam electric plants, air and water control characteristics and costs, by plant, State, and region, 1971, annual rpt, (7) 9354-15

Wholesale trade establishments, employment, sales, and payroll and expenses, final State rpts, 1972 census, (7)(10)(11)(12) 2405-1

**Labor and Employment**

BLS major programs, 1974, annual listing, (7) 6704-1

Employment and civilian labor force status, 1973, annual rpt, (11) 6724-1.2

Minority group and women employment, 20 SMSA's, 1972 annual rpt, (12) 9244-2

Occupational wage survey, hourly earnings, 1974-75, individual SMSA annual rpts, (7)(11)(12) 6785-3

Occupational wage survey, 64 SMSA's, 1973-74, 3 part summary annual rpt, (7)(12) 6785-6

Occupational wage survey, 93 SMSA's, 1973-74, 3 part summary annual rpt, (12) 6785-5

Wage differences and living cost comparisons, selected SMSA's, 1971-72 annual rpt, (7) 6785-4.2

**Law Enforcement**

Crime Index, 1973, FBI annual rpt, (7) 6224-2.1

Criminal justice statistics: employment and expenditures; crimes, criminals, and arrests; courts and correction and public attitudes, 1960's-73 annual compilation, (7) 6064-6

**Population**

General data, SMSA's of 200,000 or more, Statistical Abstract of US, 1974 annual rpt, (11) 2324-1

Metro areas, Fed Admin Regions, and States: selected general data, 1974 annual reprint, (11) 2324-3

Population estimates, counties and SMSA's, Fed-State cooperative program, series, (7)(10) 2546-4

Population July 1972-73 and components of change 1970-73, estimates for SMSA's and constituent counties, Current Population Rpt, (12) 2546-3.36

**Prices and Cost of Living**

Consumer Price Index, 1947-73, annual rpt, (11) 6724-1.7

Retail food price estimates: US, 23 SMSA's, Guam and Virgin Islands, monthly rpt, (7) 6762-4

## BY STATE

**Agriculture and Food**

Agribusiness and agriculture related occupation classifications and 1970 employment data, Natl Agribusiness Manpower Project series, (7)(12) 1546-1

Agricultural research scientist man-years and funds expended, FY73, annual rpt, (12) 1744-2

Agricultural Stabilization and Conservation Service commodity and conservation program activities summary, 1973 by State, annual rpt, (12) 1804-16

Agricultural Stabilization and Conservation Service programs and activities, minority groups participation, 1973, annual rpt, (12) 1804-8

Aldrin use in corn production, economic impact of banning, 1974 rpt, (7) 1568-149

Brucellosis infected herds, by State, 1973, map, (7) 1398-5

Cattle and calves inventory, by State, 1972-74, semiannual release, (7) 1623-1

Cotton acreage, production, prices, stocks, consumption, manufacture, and trade, US and world, 1920-73, (12) 1568-19

Cotton gin equipment in use, 1974, annual rpt, (7) 1309-9

Cotton ginning charges and related data, 1973-74 annual rpt, (7) 1564-3

Cotton ginnings and production, by State and county, 1973 crop, annual rpt, (7) 2344-1

Cotton quality specifications, 1973 crop, annual rpt, (10) 1309-7

Cotton storage and handling costs, public warehouses, 1972-73 and projected 1974-75, annual rpt, (7) 1564-5

Cotton varieties planted in US, by county, 1970-74, annual rpt, (7) 1309-6

Cottonseed, oil quality factors, 1973 crop, annual rpt, (7) 1309-5

Crop production data 45 crops: current primary statistics on plantings and yields, 1974 annual releases series, (7)(10)(11)(12) 1621-1

Cropland adjustment programs, 1966 and 1967 agreements status in June 1974, semiannual rpt, (7) 1802-6

Cropland Conversion Program, 1966 agreements acreage and payments, Dec 31, 1973, (7) 1804-15

Dairy herd genetic improvement program activities and research, periodic newsletter, (7) 1702-2

Export shares of US agricultural products, by State and region, FY74, (12) 1522-1.336

Farm income, marketing receipts and govt payments, by State and commodity, 1971-74, semiannual rpt, (7) 1541-2.2

Farm ownership loan applicants socioeconomic characteristics, FY74, annual rpt, (10) 1184-7

Farm real estate taxes trends, selected years 1890-1972, by State and 10 regions, annual rpt, (12) 1544-5

Farm real estate value, sales, financing, and probable use after purchase, selected years, 1950-74, annual rpt, (7) 1541-8

Farm storage facilities and equipment, new loans, FY68-74, (7) 1804-14

Farm tenure and value, on/off farm income, expenditures, credit used, debts, taxes paid, by State, 1970 Survey of Agricultural Finance, (7) 2339-11

Farmers Home Admin loan applications by type, race or ethnic group of borrower, and State, FY74, annual rpt, (7) 1184-1

Farmers Home Admin loans and grants by State, quarterly rpt, (7) 1182-1

Farmers Home Admin loans and grants, planned use of funds by State, and purpose, and program, FY74, annual rpt, (12) 1184-5

Farmers Home Admin loans by State and race or ethnic group of borrower, FY74, annual rpt, (12) 1184-2

Farmers Home Admin loans to organizations, families served by race or ethnic group, FY74, annual rpt, (12) 1184-10

Farmers Home Admin operating loans, initial applicants socioeconomic characteristics, FY74, annual rpt, (11) 1184-9

Farmers prices received for major crops and paid for farm and living expenses, 1973 annual rpt, (7) 1629-1.2

- Farms and farm acreage, US 1964-75 and by State 1973-75, annual rpt, (12) 1631-2
- Fertilizer consumption in US, FY73-74, annual rpts, (11) 1631-3
- Fertilizer production, prices, use, and trade, US and world, current and trends, 1960's-74, situation rpt, (12) 1561-5
- Fish landings and processing, by detailed species and value, annual regional rpts series, (7)(12) 2166-3
- Fish landings by detailed species and value, monthly rpts and annual summaries series, (7)(12) 2166-4
- Fish landings, men and gear employed, and seafood production: detailed species and value, by State, 1971, annual rpt, (11) 2164-2
- Fruit and nut production, use, prices, and value, 1972-73 and selected 1974 crops, annual rpts series, (7)(10) 1621-18
- Fruits and vegetables, fresh market, shipments and unloads, 41 cities and by State, 1973 annual series, (7) 1311-4
- Garbage feeding of swine, by State, monthly rpt, (10) 1702-3
- Grazing livestock on Natl Forest System lands, 1973, annual rpt, (7) 1204-5
- Honey production and value, 1972-74, annual rpt, (7) 1631-6
- Lamb crop and wool production, by State, 1973-74, annual release, (7) 1623-7
- Milk indemnity payments to farmers, by State, FY65-74, (12) 1808-3
- Montana livestock slaughter and beef packing industry prospects and requirements, 1974 rpt, (12) 1128-17
- North Central States farm characteristics, production, and land resources, by farm production regions, 1967-72, (7) 1598-105
- Popcorn production and prices, 1972-74, semiannual release, (7) 1621-9
- Potato and sweetpotato production, stocks, and prices, 1972-73, annual rpt, (7) 1621-11
- Processing vegetables, production and value, periodic rpt and 1974 annual summary, (12) 1621-13
- Projected population, income, employment, and production (series E projections); for US, water resources regions, and States, 1980-2020 with selected historical comparisons, (11) 17708-4
- Reclamation: Fed Govt land and water resources dev programs financial, operating, and production data, 1973 annual rpt, (11) 5824-1
- Rice distribution for consumption and processing, by State and distributed region, 1969-73, (12) 1568-114
- Rice production, stocks, prices, use, and trade, current and trends, Oct 1974 semiannual situation rpt, (10) 1561-8
- Seed crop forecasts, 1972-74, annual releases series, (7)(10) 1621-19
- Seed crops production, acreage, and prices, revised and preliminary data, 1971-74, annual summary rpt and periodic releases series, (7) 1621-17
- Soil and water conservation districts organized as of July 1974, annual rpt, (7) 1264-1
- Soybean stocks on and off farms and total in all positions, 1974, annual release, (7) 1621-5
- Tobacco marketing, prices, grades and types of 3 classes, 1973 crop and 1973-74 season, annual rpt series, (7) 1319-5
- Turkey production, value, income, 1971-74, annual rpts series, (7) 1625-6
- Vegetables, fresh market, acreage planted, production, and value, 1972-74, annual rpt, (12) 1621-12.1
- Water Bank Program, members, acreage, and payments, 1972-74, (7) 1802-5
- Banking, Finance, and Insurance**
- Assets and liabilities, commercial and mutual savings banks, Dec 1973, semiannual rpt, (7) 9292-1
- Bank holding companies offices, assets, and deposits, annual table, Fed Reserve Bulletin, (7) 9362-1.28
- Banking offices paying checks at par and nonpar, by State, semiannual table, Fed Reserve Bulletin, (7) 9362-1.27
- Banks and branches in operation by type and State, annual table, Fed Reserve Bulletin, (7) 9362-1.30
- Credit unions, Fed and Fed-insured State unions: financial condition and operations, 1973, annual rpt, (7) 9534-1
- Farm nonreal estate debt outstanding, by type of lender, 1910-74, annual rpt, (12) 9264-4
- Fed land bank loans characteristics, by Farm Credit district, 1973, annual rpt, (11) 9264-8
- Rural electric distribution capital requirements, FY74, (10) 25168-14
- Rural Electrification Program loan activities, FY35-74, semiannual rpt, (7) 1242-1
- Rural Telephone Program loan activities, FY70-74, semiannual rpt, (7) 1242-2
- Savings and loan assns assets and liabilities, Dec 1970-73, (12) 9314-1
- Savings and loan assns insured by Fed Saving and Loan Insurance Corp: assets and liabilities, 1972-73, annual rpt, (7) 9314-2.2
- Small Business Investment Companies, financial condition, income and expenses, Mar 1973, annual rpt, (7) 9764-4
- Small Business Investment Companies, private capital and obligations to SBA, listing by State, Feb 1974, (7) 9768-3
- Small Business Investment Companies, private capital size group, listing by State, quarterly rpt, (7) 9762-1
- Communications and Transportation**
- Airport planning and dev, Fed Govt funds allocated, by State, and program, FY74 rpt to Congress, (12) 7504-5
- Airport System Natl Plan, 1972, summary and regional rpts, (10) 7508-2
- Aviation, FAA statistical handbook: air traffic, air carriers, airmen, and airport data, 1962-72, annual rpt, (7) 7504-1
- Elections of 1972, free and paid broadcast time, by party, office, and State, network and non-network, (10) 9284-4.2
- Gas pipeline safety program, Fed-State admin and funds, 1971-78, DOT study, (7) 7308-24
- General aviation accidents, detailed type and cause, 1971, annual rpt, (10) 7804-3
- Highway safety program funds appropriated by Fed Govt, status for current fiscal year, monthly rpt, (12) 7552-9
- Hwy litter control, prevention and recycling programs, 1974 study, (7) 21648-10
- Hwy statistics, 1973 pre-release data from annual rpt, (7) 7556-2
- Motor fuel consumption estimates by State, 1974, annual press release, (10) 7554-13
- Motor vehicle registrations, 1973-74, annual rpt, (7) 7554-12
- No-fault auto insurance, estimated costs of proposed system, by State, with variations for benefit and threshold levels, 1974 rpt, (7) 7308-23
- Rural Electrification Admin loans, financial status, and borrower characteristics, FY73, annual rpt, (7) 1244-3
- Rural Telephone Program loans and borrower operations and finances, 1973, annual rpt, (7) 1244-2
- Telephone density and area serviced by major companies, by State, 1973, (12) 2808-5
- Traffic and departures of US certificated air carriers, by US and foreign airport, aircraft type, and airline, 1973, detailed semiannual rpt, (7) 7502-2
- Traffic laws, States ranked for conformity with Fed standards, Dec 31, 1971-72, (10) 7764-1.1
- Traffic speed trends and speed limit enforcement and compliance, by State, and hwy and vehicle type, 1973-74, (12) 7768-5
- Traffic speed trends, by State, region, and vehicle type, 1973, annual rpt, (12) 7554-17
- Transportation program expenditures of Fed Govt, by program, State, and SMSA-nonSMSA areas, 1957-71, (12) 7308-32
- Trucks inventory and use characteristics, 1972 Census of Transportation, clothbound Vol 2, (12) 2573-2
- Education**
- Adult educational enrollment, instructional staff, and programs in public school systems, 1968-69 and 1969-70, (11) 4648-9
- Desegregating school districts, Fed Govt funding under ESAP, by State, FY74, (12) 4508-9
- Elementary and Secondary Education Act title II, acquisition of library and instructional materials, FY71 annual rpt, (12) 4504-7
- Elementary and secondary local public school finances: receipts by source, expenditures by type, and Fed funds by program, natl totals and individual school systems, 1969-70, (10) 4584-4.1
- Elementary and secondary public school expenditures per pupil and Title I appropriations, by State, FY72, (7) 4508-22
- Elementary and secondary public schools statistics, 1973 annual rpt, (7) 4584-5
- Farm ownership loan applicants socioeconomic characteristics, FY74, annual rpt, (10) 1184-7
- Handicapped children special education programs costs, expenditures, and children served, 1971-73, (12) 21348-15
- Head Start enrollment of handicapped children, 1973, annual rpt, (11) 4024-4
- Health manpower education and training, private foundation grants, 1971, (10) 4458-33
- Higher education enrollment, fall 1974, preliminary annual rpt, (12) 4604-5

- Higher education instns financial statistics, current funds revenues and expenditures, FY71-72, annual rpt, (7) 4604-10
- Higher education instns, physical facilities inventory, fall 1970, (11) 4604-7
- Higher education student enrollment, by State and instn, fall 1972, annual rpt, (11) 4604-6
- Natl Defense Education Act title III, funds for instructional equipment, FY71 annual rpt, (11) 4504-14
- Nuclear engineering student enrollment, degrees granted and placement of grads, 1973, annual rpt, (10) 9104-10
- Radiation protection education: student enrollment, degrees granted, and of grads, by instn, 1973, annual rpt, (10) 9104-9
- Vocational education enrollment and expenditures, by State, FY73 annual rpt, (12) 4504-4.5
- Vocational education enrollment and expenditures, 56 cities, FY73 annual rpt, (12) 4504-4.4
- Vocational education enrollment, expenditures, and teachers in Fed, State, and local govt financed programs, FY73, annual rpt, (7)(12) 4504-4
- Geography and Climate**
- Climatological data: weather, storms, and floods, summaries for US stations, 1973 and historical, annual rpt, (7) 2154-2
- Earthquake descriptions, 1972, annual rpt, (12) 2154-1
- Government**
- ACTION domestic programs and volunteers June 1974, semiannual rpt, (7) 9022-1
- AID technical service contracts with universities, firms, and nonprofit instns, Dec 1973, semiannual rpt, (10) 7202-3
- Appalachia local govt tax revenue sources analysis; property, sales, and income tax rates, by State, FY69, (7) 1598-103
- Appalachian regional dev, FY73 annual rpt, (7) 9084-1
- Civil Service Commission personnel systems and training improvement grants to States and local govts, FY74, (11) 9844-19
- Civil service pensions, life and health insurance benefits, 1973, (7) 9844-15.3
- Drivers licenses and licensing policies in 42 States, 1973, annual rpt, (10) 7554-16
- Employee exchanges between Fed agencies, State and local govts and universities, 1974, annual rpt, (12) 9844-26
- Family planning, State laws and policies, Sept 1971, with 1973 addendum, (12) 4278-1
- Fed Govt civilian employees and annuities, by State, FY73, (7) 9844-15
- Fed Govt civilian employees, by dept and agency, pay system, and geographic location, 1972, annual rpt, (11) 9844-8
- Fed Govt summer employees, by agency and State, July-Sept 1974, (10) 9842-1.12 (11) 9842-1.13
- Finances of State govts: revenue, expenditures, and holdings, FY73, annual rpt, (7) 2466-2.3
- Financial operations of State and local govts, 1971-73 and selected historical data, biennial rpt, (7) 10044-1
- Govt employment and payrolls, Fed, State, and local, by level of govt and function, Oct 1973, annual rpt, (11) 2466-1
- Govt employment and payrolls, Fed, State, and local: by type of local govt and function, State, and county, 1972 Census of Govts, (12) 2455-2
- Govt finances and employment, Fed, State, and local: historical statistics, 1902-FY72, 1972 Census of Govts, (12) 2460-4
- Govt finances, Fed, State, and local: detailed revenues by source, expenditures by function, debt, and holdings, 1972 Census of Govts, (11) 2457-5
- Govt finances, Fed, State, and local: revenues by source and expenditures by function, FY73 annual rpt, (10) 2466-2.5
- Grants-in-aid, including Fed revenue sharing, to State and local govts, by purpose, FY73 and historical data from 1930, (10) 4742-1.323
- Indian reservation projects, EDA approved funds, FY66-74, annual rpt, (7) 2064-3
- Labor-management relations in State and local govts: labor organization, policies, work stoppages, by State, 1972 Census of Govts, (11) 2455-3
- Municipal and township govt finances: revenues, expenditures, indebtedness, and holdings, 1972 Census of Govts, (7) 2457-4
- NASA contract awards, by contract and contractor characteristics, July-Dec, 1973, annual supplementary rpt, (7) 9504-8
- Peace Corps volunteers State of origin, 1974 semiannual rpt, (12) 9022-2
- Reserve forces manpower strength and characteristics, monthly DOD rpt, (10) 3542-4
- Revenue sharing payments to State and local govts, 1974 rpts, (7)(10)(11) 8066-1
- Rural dev financial and technical assistance to nonmetro planning districts by USDA and HUD, FY73, annual rpt, (12) 1004-9
- Rural dev info and technical assistance to local rural communities, districts, and State groups by USDA, FY73, annual rpt, (12) 1004-10
- Savings bonds of US, sales by State, (10) 8002-4.309
- SBA non-disaster loans, listing by State and city, 1973 annual rpt, (12) 9764-1.2
- Selective service registrants and induction data, and local board minority group representation, by State, 1974 and selected earlier data, (11) 9742-1
- State employee professional, administrative, and technical positions, comparative salary ranges, by State, 1974, annual rpt, (10) 9844-22
- Summer employees of Fed Govt, by agency and State, July-Sept 1974, (12) 9842-1.14
- Summer employees of Fed Govt, June 1974, (7) 9842-1.11
- Taxable property values, assessed, by States, SMSA's, selected cities, counties, and metro/nonmetro location, 1973, (12) 2466-3.10
- Health and Vital Statistics**
- Abortions, legal, by age, type of procedure and weeks of gestation, selected States, 1973, annual rpt, (7) 4204-1.3
- Births, rates, and demographic and birth characteristics, 1972 and trends from 1960, (11) 4146-5.14
- Cancer centers, geographic distribution, activities, and Fed financial support, FY72-73; cancer deaths by specific cause and State, 1968, (11) 4478-33
- Cancer research grants, treatment, and mortality, selected years mostly FY72-74, 1974 hearings, (12) 21508-24
- Child nutrition programs of USDA, participation, costs, and nutritional content, 1969-74, (11) 25168-16
- Coal mine safety inspections, 1973, annual rpt, (11) 5634-1
- Crippled children's services, demographic characteristics and detailed diagnoses, by State, FY72, (10) 4286-1.8
- Deaths and death rates, by cause, 1971 US Vital Statistics advance rpt, (11) 4146-5.15
- Deaths and infant deaths, 1970 US Vital Statistics advance rpt, (10) 4146-5.11
- Deaths, cumulative weekly total, by region and 121 cities, 1973, annual rpt, (7) 4204-1.2
- Deaths, geographic detail including each town of 10,000 or more, by State and outlying area, US Vital Statistics annual rpt, (11) 4144-3
- Diabetes prevalence, characteristics, and effects, FY66 survey, (10) 4008-11
- Disability beneficiaries eligible for Medicare, 1973, (7) 4746-2.61
- Divorce rates and characteristics, 1971, US Vital Statistics final rpt, (11) 4146-5.16
- Encephalitis, cases and deaths, etiologies, by State, age, sex, 1972, annual summary, (7) 4205-17
- Facilities existing, number and condition, 1973 and projected 1978 needs, by State, annual rpt, (12) 4264-3
- Foreign medical grads, characteristics, activities, geographic location by country of origin, 1960s and 1970s, (10) 4458-37
- Health manpower supply, characteristics and trends, 1970 and projections to 1990, (10) 4458-40
- Hospital special services for cardiovascular and chronic respiratory disease patients, 1970 inventory, (10) 4008-9
- Hospitals, beds and patients, by State, county, and SMSA, 1971, biennial rpt, (7) 4144-8
- Infectious notifiable diseases, incidence, geographic distribution, and trends, 1973, annual rpt, (7) 4204-1
- Leptospirosis, human cases reported, 1973 annual rpt, (11) 4205-29
- Marriages and rates, 1969-71, US Vital Statistics advance rpt, (10) 4146-5.12
- Mental health community centers catchment areas, by State, county, census tract and code, 1973 regional rpts, (10) 4228-35
- Mental health community centers, federally funded, number by State, 1973, (10) 4228-32
- Mental health programs support by foundations, 157 largest foundations 1974 rpt, (10) 4228-34
- Mental hospital staff, State and county facilities by region and State, 1973, (10) 4226-5.109
- Methadone regulatory laws, Fed and State, legal handbook for administrators, 1974, (10) 4498-2
- Mining, active operations, by region, State and type, 1973 annual rpt, (11) 5634-2
- Mumps cases reported, 1964-73, and vaccine administered 1968-73, annual rpt, (11) 4205-21



- Natl Heart and Lung Inst, organization, disease data, funds and recipients, FY73 and trends, (10) 4478-5
- Nursing and personal care homes, beds, and residents, by State, county, and SMSA, 1971, biennial rpt, (7) 4144-9
- Occupational safety and health R&D projects, supported by NIOSH grants, FY74, (12) 4244-2
- Pharmacists, registered: by age, sex, county and place of employment, and university of degree, 1973, State rpts series, (7) 4456-4
- Physicians supply, distribution, and licensing, by State, 1960's-72; foreign medical grads in US, concentrations by State and specialty, 1970-72, (11) 25548-36
- Podiatrists, patient demography and treatment setting, 1970, (10) 4147-14.14
- Psittacosis, reported human cases, epidemiological data, 1973 annual rpt, (11) 4205-27
- Rabies, reported animal cases by State and type of animal, 1973 annual summary, (7) 4205-28
- Radiation control, State and local funds, personnel and activities, and licenses, FY71-73, annual rpt, (11) 4064-3
- Rail-highway grade-crossing accidents, detailed analysis, 1973, annual rpt, (7) 7604-2
- Railroad accidents, detailed analysis of type of accident and casualties, 1973, annual rpt, (11) 7604-1
- Rehabilitations of severely disabled persons, by State and region, quarterly rpt, (7) 4922-5
- Trichinosis, reported cases, epidemiological data, 1973 annual rpt, (7) 4205-10
- Housing and Construction**
- Construction industry historical statistics, 1915-64: authorizations, value and amount put in place by type, and costs, wages, and employment, (11) 2048-20
- Defaulted 1-family and multifamily properties acquired by HUD, Jan-June 1974, semiannual rpt, (7) 5162-4
- Home mortgages, FHA-insured: financial, property, and mortgagor characteristics, by State and municipal area, 1972, annual rpt, (7) 5144-1
- Housing and community dev grant recipients directory, FY75-80, (11) 21248-11
- Housing, new units authorized by building permits and public contracts, by permit-issuing place, 1973, annual rpt, (7) 2384-2
- Housing units authorized by building permits and public contracts, by State, selected SMSA's, and 4000 permit issuing places, monthly rpt, (7) 2382-5
- Public housing applications and reservations in process, by State and locality, June 30, 1974, semiannual directory, (12) 5142-24
- Urban renewal projects and funds, June 1973, semiannual directory, (12) 5122-2
- Industry and Commerce**
- AEC and major contractors consolidated financial rpt, FY74 annual rpt, (11) 9104-2
- Alcoholic beverages and tobacco; manufacturers production and stocks, taxes, collected, and enforcement activities, FY73, Treasury Dept annual rpt, (12) 8484-1
- Coal major producing and consuming States, 1973; mine strike working mines, industry stocks and days supply of coal and coke, by State, weekly rpt, Nov-Dec 1974, (11) 5302-1
- Coal supply by supply areas and State, 1973 and 1975-90, Project Independence studies, (11) 9307-4.2
- County Business Patterns: employees, payrolls, and establishments by detailed industry, State, county, and SMSA, 1973, annual rpts series, (7)(10)(11) 2326-6
- Current Industrial Rpts: production and shipments for detailed manufactured products, periodic industry rpts series, (7)(10)(11)(12) 2506-2
- DOD contracts in areas with substantial unemployment, FY74, annual rpt, (12) 3544-8
- Economic projections: income, earnings, employment, and population, for BEA economic areas and SMSAs, 1950-90, (10) 2708-19
- Electric generating plants (steam), fuels cost and quality, monthly rpt, (12) 9352-4
- Electric power facilities operated by Bur of Reclamation, names and capacities by State, FY74, annual rpt, (12) 5824-2.2
- Electric power purchased by REA borrowers 1940-73, annual rpt, (12) 1244-5
- Electric power sales to private, Fed, and municipal utilities for resale, 1968-72, annual rpt, (7) 9354-12
- Electric utilities financial and operating data, privately owned, 1972, annual rpt, (10) 9354-2
- Electric utilities fuel consumption and power production, by region and State, preliminary monthly rpt, (7)(10)(11)(12) 9352-2.5
- Electric utilities natural gas consumption by State and region, projected winter 1974-75 and selected previous years, (10) 9352-2.12
- Establishments, employment, receipts, and payroll, final State rpts, 1972 Census of Selected Service Industries, (7)(10)(11)(12) 2391-1
- Fuel and electricity use by manufacturing plants, 1971, by State and detailed industry, 1972 Census of Manufactures special rpt supplement, (10) 2499-6
- Gas tax revenues lost from energy crisis allocations, by region and State, 1974, (12) 25408-14
- Gas turbine electric plants, list by State, 1972, annual rpt, (11) 9354-19
- Manufacturing establishments, employment, production, and finances general data, preliminary State rpts, 1972 census, (7) 2491-3
- Manufacturing establishments, employment, production, and specialization, final industry rpts, 1972 census, (10)(11) 2493-1 (12) 2493-1
- Market measurement, Fed and State govt statistics available, 1974 rpt, (12) 2048-22
- Mayonnaise, salad dressing, and related products: shipments, by State, type and size of container, and sales, 1972-73, annual rpt, (11) 2044-6
- Mineral industries establishments, employment, production, costs and consumption, final industry rpts, 1972 census, (11) 2513-1 (12) 2513-1
- Mineral production, quantity and value, each State and outlying area, Mineral Industry Surveys advance annual summary rpt series, 1973, (12) 5614-6
- Mineral production summary for US, outlying islands, and Puerto Rico, 1972 Minerals Yearbook, (7) 5604-1.3
- Minerals production, consumption, and trade, by commodity, Mineral Industry Surveys, annual advance summary rpt series, 1973, (12) 5614-5
- Mining, crude ore and waste materials handled at mines, by State, 1972 Minerals Yearbook, (7) 5604-1.2
- Minority-owned firms: number, receipts, and employees, by industry, State, county, SMSA, and city, 1972 Survey of Minority-owned Business, (12) 2328-5
- Natural gas curtailments by State, 1970-73, and projected Sept 1973-Aug 1974, (7) 25368-24.2
- Natural gas, interstate pipeline companies, purchases and costs of gas during 1972, (11) 9354-5
- Nuclear plant cooling water requirements by State, 1970-85, (11) 9307-8
- Oil and gas Fed offshore lease sales 1954-72; and geophysical exploration by State, 1970-71, (12) 25268-24.2
- Oil, crude and finished products, and natural gas liquids, production, demand, and trade, 1973, (7) 5612-1.22
- Petroleum pipeline mileage in the US, by type, size, and State, 1971-74, triennial rpt, (12) 5618-1
- Projected population, income, employment, and production (series E projections); for US, water resources regions, and States, 1980-2020 with selected historical comparisons, (11) 17708-4
- Retail trade establishments employment, sales, and payroll, final State rpts, 1972 census, (7)(10)(11)(12) 2397-1
- Retail trade establishments, employment, sales, and payrolls general data, preliminary State rpts, 1972 census, (7) 2395-1
- Retail trade sales, inventories, and accounts receivable, all and chain retail establishments, 1973, annual rpt, (12) 2413-5
- Rural Electrification Admin loans and borrower characteristics, 1973, annual rpt, (7) 1244-1
- Services industries establishments, employment, payrolls, and receipts general data, preliminary State rpts, 1972 census, (7) 2390-1
- Steam electric plants, air and water control characteristics and costs, by plant, State, and region, 1971, annual rpt, (7) 9354-15
- Wholesale trade establishments, employment, sales, and payrolls general data, preliminary State rpts, 1972 census, (7) 2403-1
- Labor and Employment**
- Apprentice registration, State and Natl Apprenticeship System, by race/ethnic, women and veterans characteristics, June 30, 1973, (11) 6408-19
- BLS major programs, 1974, annual listing, (7) 6704-1
- Collective bargaining agreements, Fed, State, and local employees by State and union, 1974, (11) 6784-3

## BY STATE

## Index by Categories

- Collective bargaining agreements, 1000 workers or more, provisions and characteristics, 1973 annual rpt, (7) 6784-11
- Computer occupations, employment and manpower, 1970 and outlook for 1980, (12) 6748-24
- Earnings and supplementary compensation, historical series, 1974 annual rpt, (11) 6724-1.6
- Employment and payroll current statistics, Monthly Labor Review, (7)(10) 6722-1.2
- Employment and wages of workers covered by State unemployment insurance laws and Fed employees unemployment compensation, quarterly rpt, (7) 6742-11
- Employment characteristics, historical series, 1974 annual rpt, (11) 6724-1.2
- Mediation and arbitration cases, Fed Govt participation, FY73, annual rpt, (12) 9344-1
- Natl Labor Relations Bd activities, cases and litigation, FY74, annual rpt, (12) 9584-1
- State employees average hourly compensation, by State, 1972, (7)(11) 6786-3
- Unemployment insurance claims, by State, weekly rpt, (12) 6402-4
- Unemployment insurance financial data: State programs, Fed-State extended benefits, and analysis of reserves, by State, 1973 preliminary data, (7) 6408-5
- Union and employee assn membership, 1972, (12) 6724-3
- Weekly hours, averages for production workers on manufacturing payrolls, 1947-73, annual rpt, (11) 6724-1.4
- Women workers, labor force status and employment, by ethnic group and occupation, 1970, State rpts series, (10) 6566-1
- Work stoppages, 1956-72, annual rpt, (11) 6724-1.8
- Law Enforcement**
- Bombing incidents, explosives and incendiaries, by location, target, damage, and date, June 1974 FBI semiannual rpt, (11) 6222-2
- Capital punishment abolition status, by State, 1846-1970, (7) 6064-6.6
- Court cases, civil and criminal: Fed district, appeals, and special courts, FY74 and selected 1960-70's data, annual rpt, (12) 18204-2
- Court organization, State and local courts: number, level, and type of jurisdiction, 1971-72 survey, (11) 6068-2
- Crime Index, 1973, FBI annual rpt, (7) 6224-2.1
- Criminal justice statistics: employment and expenditures; crimes, criminals, and arrests; courts and correction and public attitudes, 1960's-73 annual compilation, (7) 6064-6
- Fed district and appeals courts statistical profiles, workloads and management data, FY69-74, (12) 18204-3
- Jury operations and costs, by Fed district court, FY71-74, annual rpt, (12) 18204-4
- LEAA grants and contracts, FY73, (10) 6068-34
- Police and highway patrol employees, highway miles per officer, and police killed, 1973, FBI annual rpt, (7) 6224-2.4
- Police officers killed on duty, 1973, FBI annual rpt, (10) 6224-3
- Prisoners discharged and paroles and mandatory releases, Fed instns, by judicial district to which released, FY73, (11) 6244-1
- Probationers under Fed supervision, age, record, and offense, 1968 and 1973, (7) 18208-1
- US attorneys and US marshals workloads, cases handled, judicial districts expenditures by State, Attorney General's annual rpt, FY73, (11) 6004-1
- Natural Resources and Environment**
- Animal protection, licensing and inspection activities, by species and State, 1973, annual rpt, (7) 1394-10
- Canvasback ducks, relations between breeding, wintering, and harvest areas, analysis of banding recoveries, 1925-71, (12) 5508-16
- Coal, bituminous and lignite, estimated production, by State, Mineral Industry Survey weekly rpt, (12) 5612-5
- Colorado River Storage Project financial, operating, and production data, FY73, annual rpt, (11) 5824-3
- Duck stamp sales by State, county, and flyway, FY62-71, (7) 5508-15
- Energy consumption by stationary users, by sector, region, and State, 1971, (12) 25268-24.2
- Fish and wildlife estuarine habitat losses by State, totals 1947-67; coastal zone management programs, Fed grants awarded, 1973-74, (12) 25268-26.1
- Fish kills, by cause and place, 1972 annual rpt, (7) 9204-3
- Fish stock distributed by Natl Fish Hatchery System, FY73, (7) 5504-10
- Forest fires on Natl Forest Service land, 1973, annual rpt, (7) 1204-6
- Forest Service programs and activities, 1972-73, annual rpt, (12) 1204-1
- Mercury content of water samples, 1970, (7) 9208-27
- Natl forests, land purchases and exchanges, FY1910-73, annual rpt, (7) 25924-1
- Outdoor recreation rpts compilation on participation, resource supply and demand, economic factors, and management, 1960s and projected, (11) 25448-27
- Outer continental shelf lease sales, by State, 1954-73, (12) 9358-26.2
- Pesticides in woodcocks in 23 States, 1970-71, (10) 482-1.316
- Pollution control costs in electric power industry by State and region, 1970, (7) 21644-1
- Pollution control programs and water quality readings in Great Lakes Basin, 1973 annual rpt, (11) 14644-1
- Public land management, grants, sales, and use, 1973 with historical data, annual rpt, (11) 5724-1
- Uranium reserves, mining, milling, and exploration statistics, 1947-74, annual rpt, (11) 9104-15
- Water data, index to stations with machine readable daily data, through Sept 1971, regional rpts, (12) 5666-7
- Water pollution control, programs and enforcement, 1974 EPA annual rpt, (7) 9204-2
- Water quality and contamination sources in 11 northeast States, 1950's-73, EPA rpt, (7) 9208-25
- Water quality, index to stations with machine readable data, through 1972, regional rpts, (12) 5666-6
- Water supply, hard water with dissolved solids, estimated costs to households and benefits of water supply treatment, 1973 EPA study, (7) 9208-26
- Water supply interstate systems, certification status, July 1974, semiannual rpt, (7) 9202-1
- Well drilling on Fed lands, leases, and legislative review, 1970-73, (10) 25448-26
- Wilderness preservation system acreage and changes, 1971-72; areas in which mineral survey studies were conducted, 1972, annual rpt, (7) 21444-1
- Wildfires, damage and causes, 1973 with historical data from 1924, annual rpt, (7) 1204-4
- Wildlife refuges for migratory birds, purchases FY74 and to date, annual rpt, (12) 14784-1
- Population**
- Aliens reported under alien address system by State of residence and nationality, INS FY73 annual rpt, (10) 6264-2.6
- Center of population for States, 1950-70, and counties, 1970, (12) 2448-6
- Congressional districts of States redistricted for 94th Congress, population and housing data from 1970 census, State rpt series, (7) 2326-5
- General data, Statistical Abstract of US, 1974 annual rpt, (11) 2324-1
- Immigrants admitted to US, by State of intended residence, INS FY73 annual rpt, (10) 6264-2.2
- Income, personal, for regions and States, 1958-73, Survey of Current Business, (7) 2702-1.326
- Metro areas, Fed Admin Regions, and States: selected general data, 1974 annual reprint, (11) 2324-3
- Naturalized persons, by State or territories of residence, INS FY73 annual rpt, (10) 6264-2.7
- Personal income, totals for regions and States, quarterly estimates, Survey of Current Business, (11) 2702-1.344
- Population estimates by State and region, July 1973-74, Current Population Rpt, (10) 2546-3.21
- Population size and components of change, estimates by State, division, and region, Apr 1, 1970-July 1, 1973, (10) 2546-3.34
- Projected population, income, employment, and production (series E projections); for US, water resources regions, and States, 1980-2020 with selected historical comparisons, (11) 17708-4
- Voting age population, Nov 1974 projections for States and regions, by race and age, Current Population Rpt, (7) 2546-3.17
- Public Welfare and Social Security**
- AFDC recipient characteristics, 1973 study series, (11) 4826-1

## Index by Categories

Black lung benefits to miners, widows, and dependents, number and amount, 1971 annual rpt, (7) 4744-3.15

Child care facilities, funding, and working mother arrangements, including WIN program participants, varying years, 1960-75, (11) 25368-2

Child nutrition programs, USDA: participation, servings, and money spent, revised monthly tables, July 1972-June 1973, (7) 1368-2

Disability insurance programs under Social Security; admin, costs, beneficiary characteristics, and relationship to other programs, 1967-74, (7) 21788-18

Food assistance, USDA child nutrition and family food assistance programs, FY73 and historical summary, annual statistical rpt, (12) 1364-5

Medicaid recipients and medical vendor payments, by State and region, monthly rpt, (10) 4822-5

Medicaid recipients characteristics and use of selected medical service, FY72, annual rpt supplement, (11) 4824-6

Medicare enrollees, reimbursements, participating facilities, and admissions, by State, FY68-72, annual rpt, (10) 4744-5

Medicare hospitals and nursing homes admissions, FY70-73, (12) 4746-2.64

Medicare short-stay hospitalizations, frequency of episodes, by age, race, sex, and place of residence, 1967, (12) 4746-2.65

OASDHI and OAA benefits and beneficiaries, quarterly rpt, (7) 4742-1.10

OASDHI benefits and beneficiaries, detailed breakdowns, 1972 annual rpt, (7) 4744-3.11

OASDHI, covered workers, 1972 annual rpt, (7) 4744-3.5

Public assistance applications, cases approved and discontinued, reasons for disapproval or discontinuation, by State and outlying area, quarterly rpt, (12) 4822-12

Public assistance cases involving questions of fraud, disposition, by State, FY73, annual rpt, (7) 4824-13

Public assistance programs, recipients and average payments, current data, monthly rpt, (7) 4742-1.6

Public assistance recipients and payments, by program, 1971 SSA annual rpt, (7) 4744-3.16

Public welfare, State agency staff dev activities and expenditures, FY73, annual rpt, (7) 4824-12

School food service programs, number and enrollment of public and private schools with and without, 1973, annual survey, (12) 1364-4

School lunch natl program, children eligible and reached, Oct 1973 and Mar 1974, semiannual rpt, (12) 1362-7

Social insurance and unemployment insurance, benefits, 1940-72, annual rpt, (7) 4744-3.2

Supplemental Food Program, participation and distribution, annual summary, FY73, (12) 1364-2

Supplemental security income recipients and payments, 1974, (11) 4742-1.325

Unemployment insurance benefits, coverage, and tax provisions, July 1974, (10) 6402-7

Unemployment insurance program, selected current data, monthly rpt, (7) 4742-1.8

Vocational rehabilitation Fed-State program, rehabilitated clients, State agency caseloads, by State and region, FY72, annual rpt, (10) 4924-4

Vocational rehabilitation State agencies caseloads, new cases, and closures, by State, quarterly rpt, (7) 4922-4

Vocationally rehabilitated persons under State agency programs, by region and State, FY73-74, annual summary rpt, (11) 4924-7

**Recreation and Leisure**

Fed Govt funds expended for outdoor recreation, lands acquired, 1964-72.

Recreation (outdoor) Fed Govt funds expended and land acquired, 1964-72, (7) 5808-7

**Science and Technology**

Fed R&D funding to 10 States, FY63-73, NSF highlights, (10) 9626-2.42

Laboratories operated by or for Fed Govt: costs, space and equipment, personnel, and utilization, June 30, 1972, inventory, (7) 21188-1

R&D and science-related support by Fed Govt to colleges and universities, and selected nonprofit instns, FY72, annual rpt, (7) 9624-4

R&D industry funds, 1963-72, annual rpt, (12) 9624-8.5

R&D, State agency expenditures and personnel, FY64-73, NSF highlights, (7) 9626-2.41

**Veterans Affairs**

College tuition and enrollment of veterans, Apr 1973, (10) 21768-9

VA hospital and nursing home workloads, FY73-75; detailed personnel and funding requirements above original FY75 budget request, by facility, 1974 survey, (10) 21768-8

Veterans recruited for civilian health occupations, 1972-73, conf rpt, (11) 4454-3

**BY URBAN-RURAL****Communications and Transportation**

Transportation program expenditures of Fed Govt, by program, State, and SMSA-nonSMSA areas, 1957-71, (12) 7308-32

**Education**

Educational progress, natl assessment survey, social studies and music, 1971-72, (10) 4516-3

Educational progress, natl assessment surveys, literature and reading, 1970-71, (10) 4516-2

Elementary and secondary local public school finances: receipts by source, expenditures by type, and Fed funds by program, natl totals and individual school systems, 1969-70, (10) 4584-4.1

Elementary and secondary public school staff and pupil services available, selected pupil/staff ratios, 1970 survey, (7) 4588-25

High school seniors educational plans, by age, sex, race, residence, and occupation of family head, Oct 1973, Current Population Rpt, (10) 2546-1.270

Natl Assessment of Educ Progress, demographic characteristics of reporting groups, (12) 4514-1

Preprimary enrollment, by socioeconomic characteristics, Oct 1973, annual rpt, (7) 2546-1.268

Students enrollment status and socioeconomic characteristics, Oct 1973 and trends, annual Current Population Rpt, (11) 2546-1.272

Vocational education students, teachers, and classes, detailed characteristics, 1972, (7) 4648-4

**Government**

Fed Govt new facilities location in rural-urban areas, FY74, annual rpt, (12) 1004-7

Rural areas services and outlays by Fed Govt, metro and nonmetro counties, FY72, annual rpt, (11) 1594-3

Taxable property values, assessed, by States, SMSA's, selected cities, counties, and metro/nonmetro location, 1973, (12) 2466-3.10

**Health and Vital Statistics**

Cardiovascular disease and chronic circulatory conditions prevalence, 1972, (12) 4147-10.94

Crippled children's services, demographic characteristics and detailed diagnoses, by State, FY72, (10) 4286-1.8

Deaths, geographic detail including each town of 10,000 or more, by State and outlying area, US Vital Statistics annual rpt, (11) 4144-3

**Housing and Construction**

Apartments: market absorption and characteristics of 1972 completed units, annual Current Housing Rpt, (7) 2484-2

Housing and community dev grant recipients directory, FY75-80, (11) 21248-11

Housing units authorized by building permits and public contracts, by State, selected SMSA's, and 4000 permit issuing places, monthly rpt, (7) 2382-5

**Industry and Commerce**

Rural industrialization, 1960-72, regional and industry trends and problems, (10) 25168-13

**Labor and Employment**

Black employment in Madison, Ark, effects of rural area socioeconomic and attitudinal characteristics, 1970, (12) 1598-107

Employment and unemployment in metro and nonmetro poverty and nonpoverty areas, quarterly rpt, (12) 6742-2

Employment trends, including special population groups and metro and nonmetro poverty areas, quarterly press release, (10) 6742-9

Farm-nonfarm income, 1930-73, (7) 1541-2.3

**Law Enforcement**

Arrests, city, suburbs, and rural areas, by age, sex, and race, 1973, FBI annual rpt, (7) 6224-2.3

Crime Index, 1973, FBI annual rpt, (7) 6224-2.1

Crime rates and trends, offenses known to police, arrests, and law enforcement employees, 1973, FBI annual rpt, (7) 6224-2

**Population**

Alaska Indian and native populations, demographic and economic characteristics, 1970 census supplementary rpt, (10) 2535-1.64

Birth expectations and history and childless married women, by demographic characteristics, June 1974, Current Population Rpt advance data, (7) 2546-1.269

Black Americans, socioeconomic and demographic characteristics, 1973, Current Population Rpt, annual, (7) 2546-2.48

Congressional districts of States redistricted for 94th Congress, population and housing data from 1970 census, State rpt series, (7) 2326-5

Educational attainment of population 25 years and over, by metro-nonmetro residence, age, race, sex, and Spanish origin, Mar 1974, Current Population Rpt, (12) 2546-1.274

Female family heads, demographic, economic, and housing data, 1960-73, Current Population Rpt, (7) 2546-2.50

Household income, by socioeconomic characteristics of households, 1973, Current Population Rpt, (7) 2546-6.4

Immigrants admitted to US by country of birth and rural and urban area, INS FY73 annual rpt, (10) 6264-2.2

Mobility of population, detailed demographic characteristics of movers and nonmovers, Mar 1970-74, Current Population Rpt, (12) 2546-1.273

Naturalized persons, selected characteristics, INS FY73 annual rpt, (10) 6264-2.7

Poor, detailed socioeconomic characteristics of population below poverty level, 1966-73, Current Population Supplementary Rpt, (7) 2546-6.10

Population growth and internal migration, natl patterns, 1910-73, (12) 264-1

Rural demographic and community characteristics, metro and nonmetro county groups, 1960 and 1970, 1974 annual rpt, (12) 1004-8

Spanish origin population, socioeconomic characteristics, Mar 1974 advance Current Population Rpt, (10) 2546-1.267

**Prices and Cost of Living**

Consumption budgets, US families, autumn 1972, annual rpt, (11) 6724-1.7

Agricultural Stabilization and Conservation Service Programs for selected commodities, 1940-74, series, (12) 1806-1

Air pollution damage to crops in New Jersey, by crop and pollutant, 1972, EPA survey, (7) 9198-28

CCC loan activities and operating expenses, monthly rpt, (10) 1802-7

Chartbook, general agricultural data, 1960-74 and selected earlier data, annual rpt, (12) 1504-3

China mainland, agricultural export and import trade with selected countries, 1935-69 with selected data from 1909, (7) 1528-71

Crop production data 45 crops: current primary statistics on plantings and yields, 1974 annual releases series, (7)(10)(11)(12) 1621-1

Exports of US: grains, oilseeds, oilseed products, and cotton, by area and country of destination, weekly rpt, (10) 1621-20 (10) 1922-3

Farm income, marketing receipts and govt payments, by State and commodity, 1971-74, semiannual rpt, (7) 1541-2.2

Farmers prices received for major crops and paid for farm and living expenses, 1973 annual rpt, (7) 1629-1.2

Food consumption, supply, trade, prices, and expenditures: statistics and indexes, by commodity, 1960-73, annual rpt, (12) 1544-4

Fruit and nut production, use, prices, and value, 1972-73 and selected 1974 crops, annual rpts series, (7)(10) 1621-18

Marketing bill for farm food products, analysis, 1970-74 and selected data from 1950s, (7) 1541-6.308

Pesticides used, and acres treated, by amount, type and crop, 1971, (7) 1588-2

PL 480 export sales, and dev and food assistance programs, FY73 with cumulative data from 1954, annual rpt, (12) 1004-5

Regional US production, 20 principal crops, 1970-72 and projected 1985 or 2000, (7) 1508-12

Transshipments of US agricultural exports via Canada, Belgium, and Netherlands, FY73-74 annual rpt, (12) 1524-1.3

World agricultural production, prices, and trade, 1974-75 and selected 1960's data, annual rpt, (7) 1524-3

World agricultural production, prices, and trade, 1974-75 and selected 1960's data, periodic rpt, (12) 1522-3

**Banking, Finance, and Insurance**

Futures trading in 12 commodities: traders open contracts, monthly rpt, (7) 1322-1

**Communications and Transportation**

Commodity Transportation Survey, 1972: shipments of small manufacturing plants, by region, commodity, transportation mode, and distance shipped, special rpt, (12) 2575-5

Freight volumes and revenues, motor Class I common and contract carriers in interstate commerce, summary by commodity and area, 1972, (12) 9484-3

**Industry and Commerce**

African economic dev and role as supplier of key commodities, selected spans, 1960's-2000, 1974 hearings, (10) 21388-16

Ceramic products prices, imports, sales, and domestic inventories, 1969-73, annual Tariff Commission rpt, (10) 9884-4

Commodity Transportation Survey, 1972: shipments of manufactured commodities by transportation mode and region of origin and destination, (10)(11)(12) 2575-1

Commodity Transportation Survey, 1972: shipments of printing and publishing industry products, by transport mode and region of origin, (11) 2575-4

Construction materials exports and imports, 1965-73, (10) 2042-1.306

Devaluation impact on foreign trade volume and balance of trade, 1972-73, (10) 9886-2.5

Developing countries, leading export commodities by country, 1972-73, annual rpt, (10) 7204-10

Electric power equipment costs to govt and other buyers, and Fed and State regulation of industry, 1966-73, GAO rpt, (7) 26108-129

Exports and imports of US, by detailed SIC commodity and world area of origin/destination, 1973, annual rpt, (12) 2424-6

Exports and imports, of US, value by commodity, and by world area and nation of origin or destination, quarterly rpt, (7) 2026-2.38 (11) 2026-2.59

Exports and imports of US with Communist nations of Eastern Europe and Asia, monthly rpt, (7) 2032-2

Exports of US, detailed commodity by country and world area of destination, 1973, annual rpts, (7) 2424-5

Foreign Agricultural Trade of the US, monthly articles, (10)(12) 1522-1

Foreign economic trends and implications for US: income, production, prices, employment, finances, and trade data, 1974 country annual and semiannual rpts series, (7)(11)(12) 2026-3

Foreign mineral industry, country reviews: policies, production, and trade, by commodity, 1972 Minerals Yearbook preprints series, (12) 5604-17

Imports of US, detailed commodity weights and values, by country and world area of origin, 1973, annual rpt, (11)(12) 2424-2

Imports of US, detailed commodity weights and values, by country of origin, monthly rpt, (11) 2422-2

Imports of US from 7 Communist countries, and impact of failure to grant most favored nation tariff treatment, 1951-70, (10) 9886-2.4

Imports of US from 9 Communist countries, and impact of failure to grant most favored nation tariff rates, 1951-72, (10) 9886-2.6

Manufacturing establishments, employment, production, and specialization, final industry rpts, 1972 census, (10)(11) 2493-1 (12) 2493-1

Mineral industries establishments, employment, production, costs and consumption, final industry rpts, 1972 census, (11) 2513-1 (12) 2513-1

Mineral production, quantity and value, each State and outlying area, Mineral Industry Surveys advance annual summary rpt series, 1973, (12) 5614-6

**ECONOMIC BREAKDOWNS**

**BY COMMODITY**

**Agriculture and Food**

Agricultural exports and imports, US, by country and commodity, FY73-74, annual rpt, (12) 1524-1

Agricultural Stabilization and Conservation Service commodity and conservation program activities summary, 1973 by State, annual rpt, (12) 1804-16

Agricultural Stabilization and Conservation Service programs and activities, by county, 1973, annual State rpt series, (7) 1806-2

Agricultural Stabilization and Conservation Service programs and practices, by county, 1973, annual State rpt series, (12) 1806-2

- Minerals and mineral fuels production, worldwide, by country 1970-71, (12) 5614-4
- Minerals, metals, and gases production, stocks, consumption, and trade, Mineral Industry Surveys, monthly rpts series, (7) 5612-1
- Minerals production, consumption, and trade, by commodity, Mineral Industry Surveys, annual advance summary rpt series, 1973, (12) 5614-5
- Minerals Yearbook: detailed review of metals, minerals, and gases industries economic conditions, production, and trade, by commodity, State, and worldwide, 1972 annual rpt, (7) 5604-1
- PL 480 shipments of US agricultural products, and shipments under other govt-financed or credit programs, FY55-73, (12) 1528-8
- Tariff preferences on products from developing countries, projected impact of proposed policy on US trade, 1972 Tariff Commission staff study, (10) 9886-2.2
- Waterborne commerce between and within domestic geographical trade areas, 1965-72, (10) 2128-13
- Natural Resources and Environment**
- Pollution control costs as percent of final costs for US imports and exports, 1968-70, (7) 21644-1
- Prices and Cost of Living**
- Consumer and Wholesale Price Indexes current statistics, Monthly Labor Review, (7)(10) 6722-1.6
- Family budgets, price levels by commodities, urban families of 4 and retired couples, series, (11) 6766-3
- Family budgets, retired couple, 3 average budgets, autumn 1973, selected North Central Region cities, press release, (7) 6958-11
- Family budgets, urban families of 4, 3 average budgets, fall 1973, (7) 6722-1.357
- Fruit and vegetables wholesale prices in New York, Chicago, and other markets, 1973, annual rpt, (7) 1311-8
- Industrial commodity groups wholesale price indexes, Fed Reserve Bulletin, monthly, (7) 9362-1.18
- Prices, general data, Statistical Abstract of US, 1974 annual rpt, (11) 2324-1
- Retail food price estimates: US, 23 SMSA's, Guam and Virgin Islands, monthly rpt, (7) 6762-4
- Public Welfare and Social Security**
- Supplemental Food Program, participation and distribution, annual summary, FY73, (12) 1364-2
- BY FEDERAL AGENCY**
- Banking, Finance, and Insurance**
- Foreign currencies held or controlled by US obtained without direct dollar purchase, semiannual rpt, June 30, 1974, (12) 8002-2
- Foreign currencies obtained by US without direct dollar purchase, transactions and balances, FY74, semiannual rpt, (12) 8002-1
- Foreign currencies purchased by US with dollars, semiannual rpt, FY74, (11) 8002-3
- Minority and disadvantaged business set-aside procurement, and other procurement, by Fed agency, FY72-74, (7) 25248-13
- Communications and Transportation**
- Info resources and services of Fed agencies, comprehensive directory, 1974, (11) 26408-2.1
- Radio frequency assignments for Fed agency use, Jan-June 1974, semiannual rpt, (11) 602-1
- Radio spectrum use and equipment held by Fed Govt agencies, Jan 1974, (12) 608-5
- Geography and Climate**
- Marine environmental prediction, Fed Govt programs and funds, FY74-75, annual rpt, (12) 2144-3
- Meteorological services, Fed Govt programs and funds, FY74-75, annual rpt, (7) 2144-2
- World Weather Program, US projects and funds, FY75, (10) 2144-1
- Government**
- Data banks maintained by Fed depts and agencies, info collected and access, Senate Judiciary Committee survey, 1970-74, (7)(11) 25528-20
- Drug abuse and drug traffic prevention, Fed Govt and federally assisted programs funding by program type and agency, FY73-75, (10) 17454-1
- Employees and pay structure, Fed Govt civilian, by dept and agency, 1973, annual rpt, (12) 9844-6
- Employees, Fed Govt civilian, by agency and area, June 30, 1973, (7) 9844-15.1
- Energy savings, by fuel type, 11 Fed depts and 5 large agencies, FY74, annual rpt, (12) 9304-5
- Fed Govt civilian employees, by dept and agency, pay system, and geographic location, 1972, annual rpt, (11) 9844-8
- Fed Govt new facilities location in rural-urban areas, FY74, annual rpt, (12) 1004-7
- Fed Govt summer employees, by agency and State, July-Sept 1974, (10) 9842-1.12 (11) 9842-1.13
- Handicapped persons employment by Fed Govt, by type of handicap and employing agency, 1964-73, annual rpt, (10) 9844-24
- Incentive awards, Fed Govt civilian employees, by agency, FY73, (7) 9844-15.6
- Listing and descriptions of financial and non-financial Fed Govt assistance programs in US, 1974, (7) 104-5
- Overseas benefits and allowances paid to US employees, GAO 1974 rpt, (12) 26108-137.1
- Passenger sedans owned or leased by Fed Govt, use and inventory control, GAO 1974 review, (10) 26108-136
- Procurement commitments to business and small business, total amounts by agency, SBA 1973 annual rpt, (12) 9764-1.2
- Rural areas services and outlays by Fed Govt, metro and nonmetro counties, FY72, annual rpt, (11) 1594-3
- Summer employees of Fed Govt, by agency and State, July-Sept 1974, (12) 9842-1.14
- Summer employees of Fed Govt, June 1974, (7) 9842-1.11
- Women Fed Govt civilian employees, white collar occupations and GS levels, by agency, 1973 annual rpt, (12) 9844-7
- Health and Vital Statistics**
- Fed employees occupational accidents and illnesses and property damage, by agency, 1973, annual rpt, (10) 6604-1
- Industry and Commerce**
- Minority enterprise dev, Fed Govt programs and funding and private participation, FY69-73, annual rpt, (12) 2104-1
- Procurement contracts and related data, 1972 Commission on Govt Procurement rpt, (7) 11108-1
- Labor and Employment**
- Fed Govt civilian employees training, US Civil Service Commission annual rpt, FY73, (7) 9844-12
- Fed Govt employee achievement awards, 1974 Civil Service rpt, (10) 9844-20
- Union recognitions, agreements, and membership, Fed employees, Nov 1973, annual rpt, (7) 9844-14
- Law Enforcement**
- Assaults on Fed law enforcement officers, by agency, 1973, (7) 6224-4
- Fed juvenile delinquency and youth development programs, FY73, annual rpt, (10) 6064-1
- Natural Resources and Environment**
- Fish distributed by Natl Fish Hatchery System, by jurisdiction of waters, FY73, (7) 5504-10
- Land, federally owned, by State and bureau, June 30, 1972, annual rpt, (11) 5724-1.1
- Public lands outdoor recreation use, availability, and management, 1963-67 and projected 2000, (11) 25448-27.2
- Science and Technology**
- Defense R&D contracts, top 500 contractors with DOD, FY74, annual rpt, (12) 3544-4
- Geothermal energy reserves and R&D programs, 1972 rpt, (11) 12368-2
- Laboratories operated by or for Fed Govt: costs, space and equipment, personnel, and utilization, June 30, 1972, inventory, (7) 21188-1
- R&D and science-related support by Fed Govt to colleges and universities, and selected nonprofit instns, FY72, annual rpt, (7) 9624-4
- R&D and science-related support by Fed Govt to colleges and universities, FY73, summary advance rpt, (7) 9626-2.37
- R&D, Fed Govt funding by function, FY69-75, NSF rpt, (12) 9627-9
- R&D funding by agency, character of work, and field of science, FY73-75, NSF highlights, (10) 9626-2.42
- Scientific and technical personnel in Fed Govt, by field of science, agency, and sex, 1973, NSF highlights, (10) 9626-2.44
- BY INCOME**
- Agriculture and Food**
- Farm ownership loan applicants socioeconomic characteristics, FY74, annual rpt, (10) 1184-7
- Farmers Home Admin operating loans, initial applicants socioeconomic characteristics, FY74, annual rpt, (11) 1184-9
- Farms by sales classes and income per family, 1960-73, semiannual rpt, (7) 1541-2.4

- Soil and water loan applicants socioeconomic characteristics, FY74, annual rpt, (10) 1184-8
- Banking, Finance, and Insurance**  
Fed land bank borrower characteristics, by Farm Credit district, 1973, annual rpt, (11) 9264-8.2  
Stockownership distribution and characteristics, 1958-71 trends, Survey of Current Business article, (12) 2702-1.350
- Communications and Transportation**  
Japanese travel patterns and characteristics, US and other areas, 1972-73 survey, (12) 2908-14
- Education**  
Preprimary enrollment, by socioeconomic characteristics, Oct 1973, annual rpt, (7) 2546-1.268  
Students enrollment status and socioeconomic characteristics, Oct 1973 and trends, annual Current Population Rpt, (11) 2546-1.272
- Health and Vital Statistics**  
Eyeglasses and contact lenses, users demographic characteristics, 1971, (11) 4147-10.93  
Health conditions, by sex, color, age, and family income, 1973, (12) 4102-1.341
- Housing and Construction**  
Home mortgages, FHA-insured: mortgagor characteristics, 1972, annual rpt, (7) 5144-1.4
- Labor and Employment**  
Aged employment status and income levels, 60 years and older, 1971, (11) 4742-1.324  
Children under 18 years, parents labor force status and demographic characteristics Mar 1973, (7) 6746-1.165  
Labor force, employment and income, by marital and family characteristics, 1973, (7) 6746-1.164  
Professional, administrative, technical and clerical workers natl wage survey, Mar 1973, annual rpt, (12) 6784-2  
Women workers, median income and percent of men workers, by major occupation group, 1973, (11) 6568-9
- Law Enforcement**  
Criminal justice statistics: employment and expenditures; crimes, criminals, and arrests; courts and correction and public attitudes, 1960's-73 annual compilation, (7) 6064-6
- Population**  
Alaska Indian and native populations, demographic and economic characteristics, 1970 census supplementary rpt, (10) 2535-1.64  
Black Americans, socioeconomic and demographic characteristics, 1973, Current Population Rpt, annual, (7) 2546-2.48  
Congressional districts of States redistricted for 94th Congress, population and housing data from 1970 census, State rpt series, (7) 2326-5  
Educational attainment of employed males 25-64 years old, by 1973 income, occupation group, age, race, and Spanish origin, Mar 1974, Current Population Rpt, (12) 2546-1.274  
Families percent distribution, by income, years of school completed, and race of head, 1963-72, annual rpt, (11) 6724-1.11
- Female family heads, demographic, economic, and housing data, 1960-73, Current Population Rpt, (7) 2546-2.50  
Low income neighborhoods in 50 largest US cities: population, income, employment, and housing characteristics, 1970 census supplementary rpts, (12) 2535-2  
Marital status, living arrangements, and family relationships, Mar 1974, and selected historical data, annual Current Population Rpt, (10) 2546-1.271  
Metro areas, Fed Admin Regions, and States: selected general data, 1974 annual reprint, (11) 2324-3  
Mobility of population, detailed demographic characteristics of movers and nonmovers, Mar 1970-74, Current Population Rpt, (12) 2546-1.273  
Personal, family, and national income, Statistical Abstract of US, 1974 annual rpt, (11) 2324-1  
Population characteristics, US trends, 1960's and 70's, with historical data and projections to 2000, (7) 2546-2.49  
Size distribution of families and unrelated individuals income, comprehensive natl income and product account basis, 1964 and 1970-71, Survey of Current Business article, (11) 2702-1.345  
Spanish origin population, socioeconomic characteristics, Mar 1974 advance Current Population Rpt, (10) 2546-1.267
- Public Welfare and Social Security**  
OASDHI, covered workers and earnings, by age and sex, 1937-71, annual rpt, (7) 4744-3.5  
Sheltered workshop workers characteristics, comparisons with other rehabilitated persons, FY72, (7) 4926-1.41  
Vocational rehabilitation Fed-State program, rehabilitated clients, State agency caseloads, by State and region, FY72, annual rpt, (10) 4924-4  
Vocationally rehabilitated persons socioeconomic characteristics and disabling condition, FY73 advance final rpt, (12) 4924-1  
Vocationally rehabilitated persons socioeconomic characteristics and disabling condition, FY74 preliminary rpt, (11) 4924-1  
Welfare recipients income, by program and household characteristics, 100 local areas and natl averages, 1972 survey, (7) 23848-36
- Industry and Commerce**  
Business firms, financial and employment size classes and legal organization, 1958-70, IRS and Census data analysis, by industry, (10) 25728-3  
Capital expenditures, actual and expected, quarterly rpt, Survey of Current Business article, (7) 2702-1.320  
(10) 2702-1.336  
Capital flows, structures and equipment, from producing to using industries, 1963, (12) 2708-18  
Corporate before-tax profits, revised 2d quarter 1974, Survey of Current Business article, (10) 2702-1.335  
County Business Patterns: employees, payrolls, and establishments by detailed industry, State, county, and SMSA, 1973, annual rpts series, (7)(10)(11) 2326-6  
Economic projections: income, earnings, employment, and population, for BEA economic areas and SMSAs, 1950-90, (10) 2708-19  
Energy crisis effect on industries with many small businesses, and on leisure activity industries, 1974 hearings, (12) 25248-15  
Establishments, employment, receipts, and payroll, final State rpts, 1972 Census of Selected Service Industries, (7)(10)(11)(12) 2391-1  
Foreign direct investment by US, 1973, annual Survey of Current Business article, (11) 2702-1.341  
Foreign direct investment in US, 1973, annual Survey of Current Business article, (11) 2702-1.340  
Fuel and electricity use by manufacturing plants, 1971, by State and detailed industry, 1972 Census of Manufactures special rpt supplement, (10) 2499-6  
Income tax returns of businesses: income, expense, and tax data, by selected industries, 1972, annual preliminary rpt, (11) 8304-6  
Input-output definitions, methods, and sources guide for 1967 tables, 1974 rpt, (11) 2708-20  
Input-output structure of US economy, detailed interindustry transactions, full basic tables, 1967, (7) 2708-17  
Manufacturing capacity utilization rates, Mar 1973-June 1974, quarterly Survey of Current Business article, (10) 2702-1.337  
Manufacturing establishments, employment, production, and specialization, final industry rpts, 1972 census, (10)(11) 2493-1 (12) 2493-1  
Mergers and acquisitions by industry and asset size of acquired firm, listing by individual firms, 1973, FTC annual rpt, (12) 9404-3  
Mergers and acquisitions, economic characteristics of companies involved, by industry, 1967-71, (12) 2326-2.4  
Mineral industries establishments, employment, production, costs and consumption, final industry rpts, 1972 census, (11) 2513-1 (12) 2513-1  
Minority-owned firms: number, receipts, and employees, by industry, State, county, SMSA, and city, 1972 Survey of Minority-owned Business, (12) 2328-5  
Multinatl US firms, foreign affiliates: capital expenditures, projected 1974-75 and

## BY INDUSTRY

**Banking, Finance, and Insurance**

- Small Business Investment Companies, financial condition, income and expenses, Mar 1973, annual rpt, (7) 9764-4  
Small Business Investment Companies, loans and borrowers characteristics, 1973, annual rpt, (7) 9764-3

**Communications and Transportation**

- Brazil industrial production and imports, equipment and machinery needs, and US export sales opportunities, by industry sector, 1974 rpt, (11) 2028-5

**Health and Vital Statistics**

- Injuries and illnesses in private nonfarm industries, by detailed industry, 1972, annual rpt, (10) 6844-1

revised estimates 1967-73, semiannual Survey of Current Business article, (10) 2702-1.338

Multinatl US firms foreign affiliates sales, 1966-72, Survey of Current Business article, (11) 2702-1.342

Plant and capital values, and earnings and related ratios, by industry group, 1972, (7) 25448-22.1

Production and marketing outlook, by industry, trends 1967-74 and projected 1975-80, annual rpt, (11) 2044-1

Production indexes, Fed Reserve Bulletin, monthly, (7) 9362-1.15

Productivity, employee output, and man-hours indexes, 1974 annual rpt, (7) 6824-1

Profit/stockholder equity ratios, manufacturing industries, by industry group, 1972-73, (7) 21648-9

Projected population, income, employment, and production (series E projections); for US, water resources regions, and States, 1980-2020 with selected historical comparisons, (11) 17708-4

Puerto Rico manufacturing establishments, employees, payrolls, inventories, and shipments, 1972 census, (11) 2591-4

Retail trade establishments employment, sales, and payroll, final State rpts, 1972 census, (7)(10)(11)(12) 2397-1

Retail trade establishments, employment, sales, and payrolls general data, preliminary State rpts, 1972 census, (7) 2395-1

Sales, revenues, profits, and dividends, large manufacturing corporations, Fed Reserve Bulletin, (7) 9362-1.26

Services industries establishments, employment, payroll, and receipts general data, preliminary State rpts, 1972 census, (7) 2390-1

Trade Agreement Act, Tariff Commission determinations on worker adjustment assistance petitions, 1962-73, (12) 444-1

Wholesale trade establishments, employment, sales, and payroll and expenses, final State rpts, 1972 census, (7)(10)(11)(12) 2405-1

Wholesale trade establishments, employment, sales, and payrolls general data, preliminary State rpts, 1972 census, (7) 2403-1

**Labor and Employment**

Collective bargaining agreements, 1000 workers or more, provisions and characteristics, 1973 annual rpt, (7) 6784-11

Computer occupations, employment and manpower, 1970 and outlook for 1980, (12) 6748-24

Earnings and hours, current statistics, Monthly Labor Review, (7)(10) 6722-1.4

Earnings and supplementary compensation, historical series, 1974 annual rpt, (11) 6724-1.6

Employee output, man-hours, and employment, indexes for manufacturing, mining, and other industries, 1974 annual report, (7) 6824-1

Employment and earnings, US, Fed Reserve Bulletin, monthly, (7) 9362-1.17

Employment and output projections, 1980 and 1985, by detailed industry and occupation, and 1959-72 base data, (7) 6728-4

Employment and payroll current statistics, Monthly Labor Review, (7)(10) 6722-1.2

Employment and unemployment current statistics, Monthly Labor Review, (7)(10) 6722-1.1

Employment and wages of workers covered by State unemployment insurance laws and Fed employees unemployment compensation, quarterly rpt, (7) 6742-11

Employment characteristics, historical series, 1974 annual rpt, (11) 6724-1.2

Employment situation, earnings, and hours, monthly press release, (10) 6742-5

Hours of labor, historical series, 1974 annual rpt, (11) 6724-1.4

Labor force, employment and income, by marital and family characteristics, 1973, (7) 6746-1.164

Labor productivity and unit labor costs, historical series, 1974 annual rpt, (11) 6724-1.5

Labor turnover and accessions and separations current statistics, Monthly Labor Review, (7)(10) 6722-1.3

Minority group and women employment, 20 SMSA's, 1972 annual rpt, (12) 9244-2

Multiple jobholdings, by industry, occupation, class of worker, and hours worked, 1972-73, (7) 6746-1.166

Natl Labor Relations Bd activities, cases and litigation, FY74, annual rpt, (12) 9584-1

Occupational composition of selected industries, 1971, industry survey series, (7)(10)(11)(12) 6746-4

Occupational wage survey, combined SMSA's, by region, 1971-72, summary annual rpt, (7) 6785-4

Occupational wage survey, weekly earnings 1974-75, individual SMSA annual rpts, (7)(10)(11)(12) 6785-2

Ozarks employment distribution and growth, 1960-70, relative to US and by industry, (12) 1598-106

Productivity growth coefficients, projected and historical, by industry, 1947-80, (12) 2708-21

Unemployment rates, percent distribution, and long-term unemployment, by major industry, 1957-73, annual rpt, (11) 6724-1.3

Union and employee assn membership, 1972, (12) 6724-3

Union membership and work stoppages, by industry group, 1956-72, annual rpt, (11) 6724-1.8

Work injury and illness rates, by industry, 1972, annual rpt, (11) 6724-1.9

**Natural Resources and Environment**

Energy consumption and costs, by type of fuel or electricity, for 11 industries, 1958-71, (11) 9108-43

Fish kills, by cause and place, 1972 annual rpt, (7) 9204-3

Industrial waste volume, 1964 and water use, 1968, (7) 9208-27

Pollution abatement capital expenditures by business, 1973-74, Survey of Current Business article, (7) 2702-1.323

**Population**

Alaska Indian and native populations, demographic and economic characteristics, 1970 census supplementary rpt, (10) 2535-1.64

Black Americans, socioeconomic and demographic characteristics, 1973, Current Population Rpt, annual, (7) 2546-2.48

Congressional districts of States redistricted for 94th Congress, population and housing data from 1970 census, State rpt series, (7) 2326-5

Employment and business general data, Statistical Abstract of US, 1974 annual rpt, (11) 2324-1

Income, personal, for regions and States, 1958-73, Survey of Current Business, (7) 2702-1.326

Poor persons, industry of employment, 1966-73, Current Population Supplementary Rpt, (7) 2546-6.10

**Prices and Cost of Living**

Consumer and Wholesale Price Indexes current statistics, Monthly Labor Review, (7)(10) 6722-1.6

**Public Welfare and Social Security**

OASDHI retired-worker beneficiaries, newly entitled characteristics and reasons for early retirement, survey series, (10) 4746-7

**Science and Technology**

R&D industry funds, 1972; employment of scientists and engineers, Jan 1973; and trends, 1953-72, annual rpt, (12) 9624-8

**BY OCCUPATION**

**Banking, Finance, and Insurance**

Stockownership distribution and characteristics, 1958-71 trends, Survey of Current Business article, (12) 2702-1.350

**Communications and Transportation**

Radio (public broadcasting) license holders and stations: employment data, by race and ethnic background, and sex, FY72, annual rpt, (7) 4654-1.2

**Education**

College grads of 1972, employment situation characteristics and relation to major field of study, by sex, Oct 1972, (10) 6722-1.368

High school seniors educational plans, by age, sex, race, residence, and occupation of family head, Oct 1973, Current Population Rpt, (10) 2546-1.270

Vocational education students, teachers, and classes, detailed characteristics, 1972, (7) 4648-4

**Government**

Women Fed Govt civilian employees, white collar occupations and GS levels, by agency, 1973 annual rpt, (12) 9844-7

**Health and Vital Statistics**

Eyeglasses and contact lenses, users demographic characteristics, 1971, (11) 4147-10.93

NYC and Nassau-Suffolk metro area hospitals occupational earnings and supplementary benefits survey, Aug 1972, (10) 6928-19

**Industry and Commerce**

Telephone and telegraph industries, employee occupational groups and hourly pay, 1972, (7) 6787-6.62

**Labor and Employment**

College graduate occupational outlook handbook, 1974-75, (7) 6744-2

Computer occupations, employment and manpower, 1970 and outlook for 1980, (12) 6748-24

Earnings and supplementary compensation, historical series, 1974 annual rpt, (11) 6724-1.6

Earnings differences, union members-nonmembers by occupation, region, education, age, race, and sex, 1973, article, (12) 6722-1.374

Electric power plants construction labor requirement projections, 1974-2000, AEC rpt, (11) 9108-35

Employed and unemployed, demographic and occupation characteristics, 1973 survey summary, (12) 6722-1.380

Employment and output projections, 1980 and 1985, by detailed industry and occupation, and 1959-72 base data, (7) 6728-4

Employment and unemployment current statistics, Monthly Labor Review, (7)(10) 6722-1.1

Employment characteristics, historical series, 1974 annual rpt, (11) 6724-1.2

Energy supply labor requirements, by industry and occupation, selected years, 1960-90; Project Independence studies, (12) 9307-14

High school grads and dropouts, employment status and college enrollment, by sex and race, Oct 1973, (12) 6746-1.168

Labor force, employment and income, by marital and family characteristics, 1973, (7) 6746-1.164

Local transit union wages and hours survey, July 1973, annual rpt, (7) 6784-6

Minority group and women employment, 20 SMSA's, 1972 annual rpt, (12) 9244-2

Multiple jobholdings, by industry, occupation, class of worker, and hours worked, 1972-73, (7) 6746-1.166

New England, northern occupational wage and hours survey, private industry, Mar 1973, (11) 6916-5.6

Occupational composition of selected industries, 1971, industry survey series, (7)(10)(11)(12) 6746-4

Occupational manpower and training needs, projections and planning to 1985, (12) 6748-26

Occupational rankings by sex and earnings, including age and education levels, 1969, (7) 6722-1.356

Occupational wage survey, combined SMSA's, by region, 1971-72, summary annual rpt, (7) 6785-4

Occupational wage survey, hourly earnings, 1974-75, individual SMSA annual rpts, (7)(11)(12) 6785-3

Occupational wage survey, weekly earnings 1974-75, individual SMSA annual rpts, (7)(10)(11)(12) 6785-2

Occupational wage survey, 64 SMSA's, 1973-74, 3 part summary annual rpt, (7)(12) 6785-6

Occupational wage survey, 93 SMSA's, 1973-74, 3 part summary annual rpt, (12) 6785-5

Professional, administrative, technical, and clerical wage survey, Mar 1974, preliminary rpt, (7) 6784-2

Professional, administrative, technical and clerical workers natl wage survey, Mar 1973, annual rpt, (12) 6784-2

Rural industrialization, 1960-72, regional and industry trends and problems, (10) 25168-13

Rural migrants proportion of urban employment, 1967, (7) 1502-3.303

Unemployment major indicators, monthly press release, (10) 6742-5

Unemployment rates by occupation, 1958-73, annual rpt, (11) 6724-1.3

Union and employee assn membership, 1972, (12) 6724-3

Women workers, characteristics, median income and percent of men workers, by major occupation group, 1973, (11) 6568-9

Women workers, labor force status and employment, by ethnic group and occupation, 1970, State rpts series, (10) 6566-1

**Population**

Alaska Indian and native populations, demographic and economic characteristics, 1970 census supplementary rpt, (10) 2535-1.64

Black Americans, socioeconomic and demographic characteristics, 1973, Current Population Rpt, annual, (7) 2546-2.48

Congressional districts of States redistricted for 94th Congress, population and housing data from 1970 census, State rpt series, (7) 2326-5

Educational attainment of employed persons 25-64 years old, by major occupation group, age, and sex, Mar 1974, Current Population Rpt, (12) 2546-1.274

Employment general data, Statistical Abstract of US, 1974 annual rpt, (11) 2324-1

Female family heads, demographic, economic, and housing data, 1960-73, Current Population Rpt, (7) 2546-2.50

Household income, by socioeconomic characteristics of households, 1973, Current Population Rpt, (7) 2546-6.4

Immigrants admitted to US as professional, technical and kindred workers, FY74, annual rpt, (12) 6264-1

Immigrants admitted to US by country of birth and beneficiaries of occupational preference, INS FY73 annual rpt, (10) 6264-2.2

Income of persons and families, 1947-73, and selected demographic characteristics, 1973, advance data, Current Population Rpt, (7) 2546-6.7

Los Angeles County cities, places and other areas: computer organized 1970 census social and economic data, tables and maps, Census Use Study series, (12) 2306-6.11

Low income neighborhoods in 50 largest US cities: population, income, employment, and housing characteristics, 1970 census supplementary rpts, (12) 2535-2

Mobility of population, detailed demographic characteristics of movers and nonmovers, Mar 1970-74, Current Population Rpt, (12) 2546-1.273

Naturalized persons, selected characteristics, INS FY73 annual rpt, (10) 6264-2.7

Poor, detailed socioeconomic characteristics of population below poverty level, 1966-73, Current Population Supplementary Rpt, (7) 2546-6.10

Poor families and persons, by selected characteristics of family and head, 1973 and historical, advance data, Current Population Rpt, (7) 2546-6.8

Population characteristics, US trends, 1960's and 70's, with historical data and projections to 2000, (7) 2546-2.49

Spanish origin population, socioeconomic characteristics, Mar 1974 advance Current Population Rpt, (10) 2546-1.267

**Public Welfare and Social Security**

OASDHI disabled workers, 1972 annual rpt, (7) 4744-3.13

OASDHI retired-worker beneficiaries, newly entitled characteristics and reasons for early retirement, survey series, (10) 4746-7

Vocationally rehabilitated persons socioeconomic characteristics and disabling condition, FY73 advance final rpt, (12) 4924-1

Vocationally rehabilitated persons socioeconomic characteristics and disabling condition, FY74 preliminary rpt, (11) 4924-1

---

**DEMOGRAPHIC BREAKDOWNS**

---

**BY AGE**

**Agriculture and Food**

Farm population size, employment, and demographic characteristics, 1970 and Apr 1973, annual rpt, (7) 2544-1

**Banking, Finance, and Insurance**

Fed land bank borrower characteristics, by Farm Credit district, 1973, annual rpt, (11) 9264-8.2

**Communications and Transportation**

Japanese travel patterns and characteristics, US and other areas, 1972-73 survey, (12) 2908-14

**Education**

Adult education programs in community organizations: enrollment, staff, and demographic characteristics of participants, 1972 survey, (11) 4648-10

High school seniors educational plans, by age, sex, race, residence, and occupation of family head, Oct 1973, Current Population Rpt, (10) 2546-1.270

Preprimary enrollment, by socioeconomic characteristics, Oct 1973, annual rpt, (7) 2546-1.268

Students enrollment status and socioeconomic characteristics, Oct 1973 and trends, annual Current Population Rpt, (11) 2546-1.272

Vocational education students, teachers, and classes, detailed characteristics, 1972, (7) 4648-4

**Government**

Drivers licenses and licensing policies in 42 States, 1973, annual rpt, (10) 7554-16

Peace Corps project and volunteer descriptions, by country, 1974, annual rpt, (12) 9024-4

Peace Corps volunteers, man-years, characteristics, and duty posts, 1974 semiannual rpt, (12) 9022-2

Reserve forces manpower strength and characteristics, monthly DOD rpt, (10) 3542-4

**Health and Vital Statistics**

Abortions, legal, by age, type of procedure and weeks of gestation, selected States, 1973, annual rpt, (7) 4204-1.3

Arthritis prevalence, characteristics, and effects, 1966 rpt, (10) 4008-10



- Births, rates, and characteristics, by age of parents, 1972, (11) 4146-5.14
- Cancer incidence rates by site of disease, sex, race, and age, 1969-71 survey, (10) 4476-2
- Cardiovascular disease and chronic circulatory conditions prevalence, 1972, (12) 4147-10.94
- Children 6-11, intellectual development related to parents' education, 1963-65 Health Examination Survey, (10) 4147-11.142
- Consumer product related injuries, selected products, by age and sex of victim, monthly rpt with special features, (7)(10)(11) 9162-1
- Consumer product related injuries, selected products, detailed epidemiological data series, (11) 9166-3 (12) 9166-3
- Crippled children's services, demographic characteristics and detailed diagnoses, by State, FY72, (10) 4286-1.8
- Deaths and death rates, by cause, 1971 US Vital Statistics advance rpt, (11) 4146-5.15
- Deaths and life expectancy, demographic breakdowns and 1960-72 rates, 1972 US Vital Statistics advance rpt, (10) 4146-5.11
- Deaths, by State, outlying area, SMSA, and metro/nonmetro counties, 1970, US Vital Statistics annual rpt, (11) 4144-3
- Diabetes prevalence, characteristics, and effects, FY66 survey, (10) 4008-11
- Disability beneficiaries eligible for Medicare, 1973, (7) 4746-2.61
- Drug abuse, detailed characteristics of drug use and users, 1972-74 Project DAWN rpts, (12) 6286-2
- Drugs, prescription and nonprescription, consumer attitudes and beliefs, by age, education, sex, 1966-72 survey data, (12) 4068-19
- Edentulous (toothless) and dentulous persons, life expectancies and probable edentulous years by age and sex, 1971 and 1957-58, (7) 4147-2.64
- Encephalitis, cases and deaths, etiologies, by State, age, sex, 1972, annual summary, (7) 4205-17
- Eyeglasses and contact lenses, users demographic characteristics, 1971, (11) 4147-10.93
- Flammable fabric injury cases, victim and accident characteristics, FY74 annual rpt, (12) 9164-2
- Health conditions, by sex, color, age, and family income, 1973, (12) 4102-1.341
- Health estimates: incidence of acute conditions, injuries, disability, physician and dental visits, and hospitalization, 1973, (12) 4147-10.95
- Health Insurance Plan of Greater New York (HIP), utilization of medical services by HIP and non-HIP Medicare beneficiaries, 1969-70, (12) 4742-1.326
- Hospital patients discharged, length of stay by patient and hospital characteristics, 1971, (10) 4147-13.17
- Hospital patients with surgical operations discharged, by sex, age, region, 1972, (10) 4146-5.13
- Hospital utilization, by diagnosis, sex, and age, 1971, (10) 4147-13.16
- Hospital utilization, by diagnosis, 1972, (7) 4146-5.9
- Infectious notifiable diseases, incidence, geographic distribution, and trends, 1973, annual rpt, (7) 4204-1
- Leptospirosis, human cases reported, 1973 annual rpt, (11) 4205-29
- Marriages and rates and bride-groom characteristics, 1971, US Vital Statistics advance rpt, (10) 4146-5.12
- Mental patients characteristics, new and readmissions, State and county mental hospitals, 1972, (12) 4226-5.110
- Mental patients characteristics, State and county mental hospitals, 1972, (12) 4226-5.111
- Mumps cases reported, 1964-73, and vaccine administered 1968-73, annual rpt, (11) 4205-21
- Musculoskeletal and skin disease conditions, prevalence and impact, 1969 Health Interview Survey, (11) 4147-10.92
- Optometrists, licensed: by age, sex, county and type of practice, and education, State rpts, 1972-73, (7) 4456-3
- Pharmacists, registered: by age, sex, county and place of employment, and university of degree, 1973, State rpts series, (7) 4456-4
- Poliomyelitis, cases reported, laboratory and immunization data, 1972 annual rpt, (10) 4205-20
- Smoking trends of teenagers, 1968-74 surveys, summary rpt, (12) 4218-2
- Vital and health statistics, summary historical data, through 1970, (7) 4148-4
- Housing and Construction**
- Home mortgages, FHA-insured: mortgagor characteristics, 1972, annual rpt, (7) 5144-1.4
- Labor and Employment**
- Aged employment status and income levels, 60 years and older, 1971, (11) 4742-1.324
- Earnings differences, union members-nonmembers by occupation, region, education, age, race, and sex, 1973, article, (12) 6722-1.374
- Employed and unemployed, demographic and occupation characteristics, 1973 survey summary, (12) 6722-1.380
- Employment and unemployment current statistics, Monthly Labor Review, (7)(10) 6722-1.1
- Employment characteristics, historical series, 1974 annual rpt, (11) 6724-1.2
- Employment situation, earnings, and hours, monthly press release, (10) 6742-5
- Employment trends, including special population groups and metro and nonmetro poverty areas, quarterly press release, (10) 6742-9
- Farm wageworkers, wages, days worked, and demographic characteristics, 1973, annual rpt, (7) 1594-2
- Job tenure by selected worker and industry characteristics, Jan 1973, (12) 6722-1.381
- Labor force characteristics, historical series, 1974 annual rpt, (11) 6724-1.1
- Labor force, employment and income, by marital and family characteristics, 1973, (7) 6746-1.164
- Multiple jobholdings, by industry, occupation, class of worker, and hours worked, 1972-73, (7) 6746-1.166
- NASA employees characteristics, personnel actions, and benefits, FY74, annual rpt, (12) 9504-1
- Occupational rankings by sex and earnings, including age and education levels, 1969, (7) 6722-1.356
- Rehabilitated disability applicants characteristics and subsequent employment status, 1967, (10) 4746-11.26
- Unemployment characteristics, historical series, 1974 annual rpt, (11) 6724-1.3
- Women workers, personal and employment characteristics, 1973, summary, (11) 6568-9
- Law Enforcement**
- Arrests, city, suburbs, and rural areas, by age, sex, and race, 1973, FBI annual rpt, (7) 6224-2.3
- Criminal justice statistics: employment and expenditures; crimes, criminals, and arrests; courts and correction and public attitudes, 1960's-73 annual compilation, (7) 6064-6
- Prisoners in Fed instns, characteristics, offenses, admissions, discharges, and parole decisions, FY73, (11) 6244-1
- Probationers under Fed supervision, age, record, and offense, 1968 and 1973, (7) 18208-1
- Population**
- Alaska Indian and native populations, demographic and economic characteristics, 1970 census supplementary rpt, (10) 2535-1.64
- Birth expectations and history and childless married women, by demographic characteristics, June 1974, Current Population Rpt advance data, (7) 2546-1.269
- Black Americans, socioeconomic and demographic characteristics, 1973, Current Population Rpt, annual, (7) 2546-2.48
- Congressional districts of States redistricted for 94th Congress, population and housing data from 1970 census, State rpt series, (7) 2326-5
- Educational attainment of population, by selected demographic, economic, and residence characteristics, Mar 1974, Current Population Rpt, (12) 2546-1.274
- Families and households, by size and type, 1940-73, advance Current Population Rpt, (7) 2546-1.266
- Female family heads, demographic, economic, and housing data, 1960-73, Current Population Rpt, (7) 2546-2.50
- Household income, by socioeconomic characteristics of households, 1973, Current Population Rpt, (7) 2546-6.4
- Immigrants admitted to US by country of region of birth, INS FY73 annual rpt, (10) 6264-2.2
- Income, annual and lifetime for men, by age and educational attainment, 1956-72, Current Population Rpt, (7) 2546-6.9
- Income of persons and families, 1947-73, and selected demographic characteristics, 1973, advance data, Current Population Rpt, (7) 2546-6.7
- Los Angeles County cities, places, and other areas: computer organized 1970 census population and housing data, tables and maps, Census Use Study series, (12) 2306-6

## BY AGE

Low income neighborhoods in 50 largest US cities: population, income, employment, and housing characteristics, 1970 census supplementary rpts, (12) 2535-2

Marital status, living arrangements, and family relationships, Mar 1974, and selected historical data, annual Current Population Rpt, (10) 2546-1.271

Metro areas, Fed Admin Regions, and States: selected general data, 1974 annual reprint, (11) 2324-3

Mobility of population, detailed demographic characteristics of movers and nonmovers, Mar 1970-74, Current Population Rpt, (12) 2546-1.273

Naturalized persons, selected characteristics, INS FY73 annual rpt, (10) 6264-2.7

Poor, detailed socioeconomic characteristics of population below poverty level, 1966-73, Current Population Supplementary Rpt, (7) 2546-6.10

Poor families and persons, by selected characteristics of family and head, 1973 and historical, advance data, Current Population Rpt, (7) 2546-6.8

Population age distribution under alternative fertility assumptions, 1972 and 2000, (12) 264-1

Population characteristics, US trends, 1960's and 70's, with historical data and projections to 2000, (7) 2546-2.49

Population estimates for US, by age, sex, and race, July 1 1974 and Apr 1, 1970, (7) 2546-3.28

Population general data, Statistical Abstract of US, 1974 annual rpt, (11) 2324-1

Spanish origin population, socioeconomic characteristics, Mar 1974 advance Current Population Rpt, (10) 2546-1.267

Voting age population, Nov 1974 projections for States and regions, by race and age, Current Population Rpt, (7) 2546-3.17

**Public Welfare and Social Security**

Medicare, hospital utilization covered and supplementary medical services used, and charges, by age, sex, and region, 1966-71, series, (12) 4746-1

Medicare hospitals and nursing homes admissions, FY70-73, (12) 4746-2.64

Medicare short-stay hospitalizations, frequency of episodes, by age, race, sex, and place of residence, 1967, (12) 4746-2.65

OASDHI benefits and coverage, detailed breakdowns, 1937 or start of program through 1972 annual rpt, (7) 4744-3

OASDHI retired-worker beneficiaries, newly entitled characteristics and reasons for early retirement, survey series, (10) 4746-7

Sheltered workshop workers characteristics, comparisons with other rehabilitated persons, FY72, (7) 4926-1.41

Vocational rehabilitation Fed-State program, rehabilitated clients, State agency caseloads, by State and region, FY72, annual rpt, (10) 4924-4

Vocationally rehabilitated persons socioeconomic characteristics and disabling condition, FY73 advance final rpt, (12) 4924-1

Vocationally rehabilitated persons socioeconomic characteristics and disabling condition, FY74 preliminary rpt, (11) 4924-1

## BY DISEASE

**Government**

Handicapped persons employment by Fed Govt, by type of handicap and employing agency, 1964-73, annual rpt, (10) 9844-24

Navy and USMC medical care, services, and facilities, 1969, Surgeon General annual rpt, (11) 3804-1

**Health and Vital Statistics**

Crippled children's services, demographic characteristics and detailed diagnoses, by State, FY72, (10) 4286-1.8

Deaths and death rates, by cause, 1971 US Vital Statistics advance rpt, (11) 4146-5.15

Deaths, geographic detail including each town of 10,000 or more, by State and outlying area, US Vital Statistics annual rpt, (11) 4144-3

Fed employees, occupational accidents and illnesses, by agency, 1973 annual rpt, (10) 6604-1.1

Health estimates: incidence of acute conditions, injuries, disability, physician and dental visits, and hospitalization, 1973, (12) 4147-10.95

Hospital utilization, by diagnosis, sex, and age, 1971, (10) 4147-13.16

Hospital utilization, by diagnosis, 1972, (7) 4146-5.9

Infectious notifiable diseases, incidence, geographic distribution, and trends, 1973, annual rpt, (7) 4204-1

Mental patients characteristics, new and readmissions, State and county mental hospitals, 1972, (12) 4226-5.110

Mental patients characteristics, State and county mental hospitals, 1972, (12) 4226-5.111

PHS hospitals and clinics, inpatient and outpatient workloads, FY68-72, annual rpt, (12) 4384-1

Vital and health statistics, summary historical data, through 1970, (7) 4148-4

**Labor and Employment**

Disabled adults work status, noninstitutionalized persons, 1966 survey, (7) 4746-6.24

**Population**

Black Americans, age adjusted death rates, by selected causes, 1965 and 1971, Current Population Rpt, annual, (7) 2546-2.48

**Public Welfare and Social Security**

Disability insurance programs under Social Security; admin, costs, beneficiary characteristics, and relationship to other programs, 1967-74, (7) 21788-18

OASDHI disabled workers, 1957-72, annual rpt, (7) 4744-3.13

Sheltered workshop workers characteristics, comparisons with other rehabilitated persons, FY72, (7) 4926-1.41

Vocational rehabilitation clients, Fed-State programs, by disabling condition, annual rpt, FY72, (10) 4924-4.2

Vocationally rehabilitated persons socioeconomic characteristics and disabling condition, FY73 advance final rpt, (12) 4924-1

Vocationally rehabilitated persons socioeconomic characteristics and disabling condition, FY74 preliminary rpt, (11) 4924-1

## BY EDUCATIONAL ATTAINMENT

**Education**

Educational progress, natl assessment survey, test results by parental education, social studies, 1971-72, (10) 4516-3

Educational progress, natl assessment surveys, test results by parental education, literature and reading, 1970-71, (10) 4516-2

Preprimary enrollment, household head educational attainment, Oct 1973, annual rpt, (7) 2546-1.268

Students enrollment status and socioeconomic characteristics, Oct 1973 and trends, annual Current Population Rpt, (11) 2546-1.272

Vocational education students, teachers, and classes, detailed characteristics, 1972, (7) 4648-4

**Government**

Peace Corps volunteers, man-years, characteristics, and duty posts, 1974 semiannual rpt, (12) 9022-2

Reserve forces manpower strength and characteristics, monthly DOD rpt, (10) 3542-4

**Health and Vital Statistics**

Births, rates, and demographic and birth characteristics, 1972 and trends from 1960, (11) 4146-5.14

Cardiovascular disease and chronic circulatory conditions prevalence, 1972, (12) 4147-10.94

Drugs, prescription and nonprescription, consumer attitudes and beliefs, by age, education, sex, 1966-72 survey data, (12) 4068-19

Eyeglasses and contact lenses, users demographic characteristics, 1971, (11) 4147-10.93

Mental patients characteristics, new and readmissions, State and county mental hospitals, 1972, (12) 4226-5.110

Musculoskeletal and skin disease conditions, prevalence and impact, 1969 Health Interview Survey, (11) 4147-10.92

**Labor and Employment**

High school grads and dropouts, employment status and college enrollment, by sex and race, Oct 1973, (12) 6746-1.168

Job tenure by selected worker and industry characteristics, Jan 1973, (12) 6722-1.381

Labor force characteristics, historical series, 1974 annual rpt, (11) 6724-1.1

Labor force, employment and income, by marital and family characteristics, 1973, (7) 6746-1.164

Rehabilitated disability applicants characteristics and subsequent employment status, 1967, (10) 4746-11.26

Women workers, personal and employment characteristics, 1973, summary, (11) 6568-9

**Law Enforcement**

Criminal justice statistics: employment and expenditures; crimes, criminals, and arrests; courts and correction and public attitudes, 1960's-73 annual compilation, (7) 6064-6

**Population**

Alaska Indian and native populations, demographic and economic characteristics, 1970 census supplementary rpt, (10) 2535-1.64

## Index by Categories

Birth expectations and history and childless married women, by demographic characteristics, June 1974, Current Population Rpt advance data, (7) 2546-1.269

Black Americans, socioeconomic and demographic characteristics, 1973, Current Population Rpt, annual, (7) 2546-2.48

Congressional districts of States redistricted for 94th Congress, population and housing data from 1970 census, State rpt series, (7) 2326-5

Families percent distribution, by income, years of school completed, and race of head, 1963-72, annual rpt, (11) 6724-1.11

Female family heads, demographic, economic, and housing data, 1960-73, Current Population Rpt, (7) 2546-2.50

Household income, by socioeconomic characteristics of households, 1973, Current Population Rpt, (7) 2546-6.4

Income, annual and lifetime for men, by age and educational attainment, 1956-72, Current Population Rpt, (7) 2546-6.9

Income of persons and families, 1947-73, and selected demographic characteristics, 1973, advance data, Current Population Rpt, (7) 2546-6.7

Los Angeles County cities, places and other areas: computer organized 1970 census social and economic data, tables and maps, Census Use Study series, (12) 2306-6.11

Low income neighborhoods in 50 largest US cities: population, income, employment, and housing characteristics, 1970 census supplementary rpts, (12) 2535-2

Marital status, living arrangements, and family relationships, Mar 1974, and selected historical data, annual Current Population Rpt, (10) 2546-1.271

Mobility of population, detailed demographic characteristics of movers and nonmovers, Mar 1970-74, Current Population Rpt, (12) 2546-1.273

Poor, detailed socioeconomic characteristics of population below poverty level, 1966-73, Current Population Supplementary Rpt, (7) 2546-6.10

Poor families and persons, by selected characteristics of family and head, 1973 and historical, advance data, Current Population Rpt, (7) 2546-6.8

Spanish origin population, socioeconomic characteristics, Mar 1974 advance Current Population Rpt, (10) 2546-1.267

Years completed and degrees, general data, Statistical Abstract of US, 1974 annual rpt, (11) 2324-1

**Public Welfare and Social Security**

Sheltered workshop workers characteristics, comparisons with other rehabilitated persons, FY72, (7) 4926-1.41

Vocationally rehabilitated persons socioeconomic characteristics and disabling condition, FY73 advance final rpt, (12) 4924-1

Vocationally rehabilitated persons socioeconomic characteristics and disabling condition, FY74 preliminary rpt, (11) 4924-1

**Science and Technology**

R&D, nonprofit instns employment and expenditures, 1973 preliminary estimates, (7) 9626-2.39

## BY MARITAL STATUS

**Education**

Medical and osteopathic students, expenses and sources of income, 1970-71, (11) 4458-7

Students enrollment status and socioeconomic characteristics, Oct 1973 and trends, annual Current Population Rpt, (11) 2546-1.272

**Government**

Peace Corps project and volunteer descriptions, by country, 1974, annual rpt, (12) 9024-4

Peace Corps volunteers, man-years, characteristics, and duty posts, 1974 semiannual rpt, (12) 9022-2

**Health and Vital Statistics**

Mental patients characteristics, new and readmissions, State and county mental hospitals, 1972, (12) 4226-5.110

**Housing and Construction**

Home mortgages, FHA-insured: mortgagor characteristics, 1972, annual rpt, (7) 5144-1.4

**Labor and Employment**

Aged employment status and income levels, 60 years and older, 1971, (11) 4742-1.324

Employment characteristics, historical series, 1974 annual rpt, (11) 6724-1.2

Labor force characteristics, historical series, 1974 annual rpt, (11) 6724-1.1

Labor force, employment and income, by marital and family characteristics, 1973, (7) 6746-1.164

Multiple jobholdings, by industry, occupation, class of worker, and hours worked, 1972-73, (7) 6746-1.166

Unemployment characteristics, historical series, 1974 annual rpt, (11) 6724-1.3

Women workers, personal and employment characteristics, 1973, summary, (11) 6568-9

**Law Enforcement**

Prisoner characteristics, Fed instns, FY71-72, (11) 6244-1.2

**Population**

Alaska Indian and native populations, demographic and economic characteristics, 1970 census supplementary rpt, (10) 2535-1.64

Birth expectations and history and childless married women, by demographic characteristics, June 1974, Current Population Rpt advance data, (7) 2546-1.269

Black Americans, socioeconomic and demographic characteristics, 1973, Current Population Rpt, annual, (7) 2546-2.48

Congressional districts of States redistricted for 94th Congress, population and housing data from 1970 census, State rpt series, (7) 2326-5

Female family heads, demographic, economic, and housing data, 1960-73, Current Population Rpt, (7) 2546-2.50

Female family heads marital status, Mar 1974 and 1970, advance Current Population Rpt, (7) 2546-1.266

Household income, by socioeconomic characteristics of households, 1973, Current Population Rpt, (7) 2546-6.4

Immigrants admitted to US by country of region of birth, INS FY73 annual rpt, (10) 6264-2.2

Marital status, living arrangements, and family relationships, Mar 1974, and selected historical data, annual Current Population Rpt, (10) 2546-1.271

Mobility of population, detailed demographic characteristics of movers and nonmovers, Mar 1970-74, Current Population Rpt, (12) 2546-1.273

Naturalized persons, selected characteristics, INS FY73 annual rpt, (10) 6264-2.7

Population general data, Statistical Abstract of US, 1974 annual rpt, (11) 2324-1

## Public Welfare and Social Security

Sheltered workshop workers characteristics, comparisons with other rehabilitated persons, FY72, (7) 4926-1.41

Vocationally rehabilitated persons socioeconomic characteristics and disabling condition, FY73 advance final rpt, (12) 4924-1

Vocationally rehabilitated persons socioeconomic characteristics and disabling condition, FY74 preliminary rpt, (11) 4924-1

## BY RACE

## Agriculture and Food

Agricultural Stabilization and Conservation Service programs and activities, minority groups participation, 1973, annual rpt, (12) 1804-8

Farm population size, employment, and demographic characteristics, 1970 and Apr 1973, annual rpt, (7) 2544-1

Farmers Home Admin loan applications by type, race or ethnic group of borrower, and State, FY74, annual rpt, (7) 1184-1

Farmers Home Admin loans by State and race or ethnic group of borrower, FY74, annual rpt, (12) 1184-2

Farmers Home Admin loans to organizations, families served by race or ethnic group, FY74, annual rpt, (12) 1184-10

## Communications and Transportation

Radio (public broadcasting) license holders and stations: employment data, by race and ethnic background, and sex, FY72, annual rpt, (7) 4654-1.2

TV (public broadcasting) license holders and stations: employment data, by race and ethnic background, and sex, FY72, annual rpt, (7) 4654-2.2

## Education

Adult education programs in community organizations: enrollment, staff, and demographic characteristics of participants, 1972 survey, (11) 4648-10

Educational progress, natl assessment survey, social studies and music, 1971-72, (10) 4516-3

Educational progress, natl assessment surveys, literature and reading, 1970-71, (10) 4516-2

High school seniors educational plans, by age, sex, race, residence, and occupation of family head, Oct 1973, Current Population Rpt, (10) 2546-1.270

Natl Assessment of Educ Progress, demographic characteristics of reporting groups, (12) 4514-1

Nuclear engineering student enrollment, degrees granted and placement of grads, 1973, annual rpt, (10) 9104-10

**BY RACE**

Post-secondary education and employment of 1972 high school seniors, natl longitudinal study, (11) 4586-1

Preprimary enrollment, by socioeconomic characteristics, Oct 1973, annual rpt, (7) 2546-1.268

Radiation protection education: student enrollment, degrees granted, and of grads, by instn, 1973, annual rpt, (10) 9104-9

Students enrollment status and socioeconomic characteristics, Oct 1973 and trends, annual Current Population Rpt, (11) 2546-1.272

Vocational education students, teachers, and classes, detailed characteristics, 1972, (7) 4648-4

**Government**

Fed Govt minority group civilian employees, by pay system and grade and salary groupings, 1973, advance annual rpt, (12) 9844-13

Minority group employment by Fed Govt, Nov 1972, annual rpt, (7) 9844-15.5

Reserve forces manpower strength and characteristics, monthly DOD rpt, (10) 3542-4

Selective service local board minority group representation, June 1974, (11) 9742-1

**Health and Vital Statistics**

Births, rates, and demographic and birth characteristics, 1972 and trends from 1960, (11) 4146-5.14

Cancer incidence rates by site of disease, sex, race, and age, 1969-71 survey, (10) 4476-2

Cardiovascular disease and chronic circulatory conditions prevalence, 1972, (12) 4147-10.94

Deaths and death rates, by cause, 1971 US Vital Statistics advance rpt, (11) 4146-5.15

Deaths and life expectancy, demographic breakdowns and 1960-72 rates, 1972 US Vital Statistics advance rpt, (10) 4146-5.11

Deaths, geographic detail including each town of 10,000 or more, by State and outlying area, US Vital Statistics annual rpt, (11) 4144-3

Disability beneficiaries eligible for Medicare, 1973, (7) 4746-2.61

Drug abuse, detailed characteristics of drug use and users, 1972-74 Project DAWN rpts, (12) 6286-2

Health conditions, by sex, color, age, and family income, 1973, (12) 4102-1.341

Hospital patients discharged, length of stay by patient and hospital characteristics, 1971, (10) 4147-13.17

Infectious notifiable diseases, incidence, geographic distribution, and trends, 1973, annual rpt, (7) 4204-1

Marriages and rates and bride-groom characteristics, 1971, US Vital Statistics advance rpt, (10) 4146-5.12

Mental patients characteristics, new and readmissions, State and county mental hospitals, 1972, (12) 4226-5.110

Mental patients characteristics, State and county mental hospitals, 1972, (12) 4226-5.111

Musculoskeletal and skin disease conditions, prevalence and impact, 1969 Health Interview Survey, (11) 4147-10.92

Pharmacists, registered: by age, sex, county and place of employment, and university of degree, 1973, State rpts series, (7) 4456-4

Vital and health statistics, summary historical data, through 1970, (7) 4148-4

**Labor and Employment**

Black employment in Madison, Ark, effects of rural area socioeconomic and attitudinal characteristics, 1970, (12) 1598-107

Children under 18 years, parents labor force status and demographic characteristics Mar 1973, (7) 6746-1.165

Earnings differences, union members-nonmembers by occupation, region, education, age, race, and sex, 1973, article, (12) 6722-1.374

Employed and unemployed, demographic and occupation characteristics, 1973 survey summary, (12) 6722-1.380

Employment and unemployment current statistics, Monthly Labor Review, (7)(10) 6722-1.1

Employment characteristics, historical series, 1974 annual rpt, (11) 6724-1.2

Employment situation, earnings, and hours, monthly press release, (10) 6742-5

Employment trends, including special population groups and metro and nonmetro poverty areas, quarterly press release, (10) 6742-9

Farm wageworkers, wages, days worked, and demographic characteristics, 1973, annual rpt, (7) 1594-2

High school grads and dropouts, employment status and college enrollment, by sex and race, Oct 1973, (12) 6746-1.168

Job tenure by selected worker and industry characteristics, Jan 1973, (12) 6722-1.381

Labor force characteristics, historical series, 1974 annual rpt, (11) 6724-1.1

Labor force, employment and income, by marital and family characteristics, 1973, (7) 6746-1.164

Minority group and women employment, 20 SMSA's, 1972 annual rpt, (12) 9244-2

Rehabilitated disability applicants characteristics and subsequent employment status, 1967, (10) 4746-11.26

Rural migrants proportion of urban employment, 1967, (7) 1502-3.303

Unemployment characteristics, historical series, 1974 annual rpt, (11) 6724-1.3

Women workers, labor force status and employment, by ethnic group and occupation, 1970, State rpts series, (10) 6566-1

Women workers, personal and employment characteristics, 1973, summary, (11) 6568-9

**Law Enforcement**

Arrests, city, suburbs, and rural areas, by age, sex, and race, 1973, FBI annual rpt, (7) 6224-2.3

Criminal justice statistics: employment and expenditures; crimes, criminals, and arrests; courts and correction and public attitudes, 1960's-73 annual compilation, (7) 6064-6

Prisoners in Fed instns, characteristics, offenses, admissions, discharges, and parole decisions, FY73, (11) 6244-1

**Population**

Alaska Indian and native populations, demographic and economic characteristics, 1970 census supplementary rpt, (10) 2535-1.64

Birth expectations and history and childless married women, by demographic characteristics, June 1974, Current Population Rpt advance data, (7) 2546-1.269

Black Americans, socioeconomic and demographic characteristics, 1973, Current Population Rpt, annual, (7) 2546-2.48

Censuses (special) of requesting localities, series, (10) 2546-5

Congressional districts of States redistricted for 94th Congress, population and housing data from 1970 census, State rpt series, (7) 2326-5

Educational attainment of population, by selected demographic, economic, and residence characteristics, Mar 1974, Current Population Rpt, (12) 2546-1.274

Families and households, by size and type, 1940-73, advance Current Population Rpt, (7) 2546-1.266

Families percent distribution, by income, years of school completed, and race of head, 1963-72, annual rpt, (11) 6724-1.11

Female family heads, demographic, economic, and housing data, 1960-73, Current Population Rpt, (7) 2546-2.50

Household income, by socioeconomic characteristics of households, 1973, Current Population Rpt, (7) 2546-6.4

Income of persons and families, 1947-73, and selected demographic characteristics, 1973, advance data, Current Population Rpt, (7) 2546-6.7

Los Angeles County cities, places, and other areas: computer organized 1970 census population and housing data, tables and maps, Census Use Study series, (12) 2306-6

Low income neighborhoods in 50 largest US cities: population, income, employment, and housing characteristics, 1970 census supplementary rpts, (12) 2535-2

Marital status, living arrangements, and family relationships, Mar 1974, and selected historical data, annual Current Population Rpt, (10) 2546-1.271

Metro areas, Fed Admin Regions, and States: selected general data, 1974 annual reprint, (11) 2324-3

Mobility of population, detailed demographic characteristics of movers and nonmovers, Mar 1970-74, Current Population Rpt, (12) 2546-1.273

Poor, detailed socioeconomic characteristics of population below poverty level, 1966-73, Current Population Supplementary Rpt, (7) 2546-6.10

Poor families and persons, by selected characteristics of family and head, 1973 and historical, advance data, Current Population Rpt, (7) 2546-6.8

Population characteristics, US trends, 1960's and 70's, with historical data and projections to 2000, (7) 2546-2.49

Population estimates for US, by age, sex, and race, July 1 1974 and Apr 1, 1970, (7) 2546-3.28

Population general data, Statistical Abstract of US, 1974 annual rpt, (11) 2324-1  
 Population growth and internal migration, natl patterns, 1910-73, (12) 264-1  
 Voting age population, Nov 1974 projections for States and regions, by race and age, Current Population Rpt, (7) 2546-3.17

**Public Welfare and Social Security**

Medicaid recipients by type of medical service, white and nonwhite, FY72, annual rpt supplement, (11) 4824-6.1  
 Medicare short-stay hospitalizations, frequency of episodes, by age, race, sex, and place of residence, 1967, (12) 4746-2.65  
 OASDHI benefits and coverage, detailed breakdowns, 1937 or start of program through 1972 annual rpt, (7) 4744-3  
 OASDHI retired-worker beneficiaries, newly entitled characteristics and reasons for early retirement, survey series, (10) 4746-7  
 Sheltered workshop workers characteristics, comparisons with other rehabilitated persons, FY72, (7) 4926-1.41  
 Vocational rehabilitation Fed-State program, rehabilitated clients, State agency caseloads, by State and region, FY72, annual rpt, (10) 4924-4  
 Vocationally rehabilitated persons socioeconomic characteristics and disabling condition, FY73 advance final rpt, (12) 4924-1  
 Vocationally rehabilitated persons socioeconomic characteristics and disabling condition, FY74 preliminary rpt, (11) 4924-1

**BY SEX****Agriculture and Food**

Agricultural Stabilization and Conservation Service programs and activities, minority groups participation, 1973, annual rpt, (12) 1804-8  
 Farm population size, employment, and demographic characteristics, 1970 and Apr 1973, annual rpt, (7) 2544-1

**Communications and Transportation**

Japanese travel patterns and characteristics, US and other areas, 1972-73 survey, (12) 2908-14  
 Radio (public broadcasting) license holders and stations: employment data, by race and ethnic background, and sex, FY72, annual rpt, (7) 4654-1.2  
 TV (public broadcasting) license holders and stations: employment data, by race and ethnic background, and sex, FY72, annual rpt, (7) 4654-2.2

**Education**

Adult education programs in community organizations: enrollment, staff, and demographic characteristics of participants, 1972 survey, (11) 4648-10  
 College grads of 1972, employment situation characteristics and relation to major field of study, by sex, Oct 1972, (10) 6722-1.368  
 Educational progress, natl assessment survey, social studies and music, 1971-72, (10) 4516-3  
 Educational progress, natl assessment surveys, literature and reading, 1970-71, (10) 4516-2

Grad enrollment in sciences, by field of study and sex, 1961-71, (7) 4446-2.14  
 High school completions and grads, 1972-73, annual rpt, (7) 4584-5.2  
 High school seniors educational plans, by age, sex, race, residence, and occupation of family head, Oct 1973, Current Population Rpt, (10) 2546-1.270  
 Higher education enrollment, fall 1974, preliminary annual rpt, (12) 4604-5  
 Higher education student enrollment, by State and instn, fall 1972, annual rpt, (11) 4604-6  
 Natl Assessment of Educ Progress, demographic characteristics of reporting groups, (12) 4514-1  
 Nuclear engineering student enrollment, degrees granted and placement of grads, 1973, annual rpt, (10) 9104-10  
 Post-secondary education and employment of 1972 high school seniors, natl longitudinal study, (11) 4586-1  
 Preprimary enrollment, by socioeconomic characteristics, Oct 1973, annual rpt, (7) 2546-1.268  
 Radiation protection education: student enrollment, degrees granted, and of grads, by instn, 1973, annual rpt, (10) 9104-9  
 Students enrollment status and socioeconomic characteristics, Oct 1973 and trends, annual Current Population Rpt, (11) 2546-1.272  
 Vocational education students, teachers, and classes, detailed characteristics, 1972, (7) 4648-4

**Government**

Drivers licenses and licensing policies in 42 States, 1973, annual rpt, (10) 7554-16  
 Fed Govt white-collar employees, by occupational group, 1970 and 1972, (7) 9844-15.1  
 Minority group employment by Fed Govt, Nov 1972, annual rpt, (7) 9844-15.5  
 Peace Corps project and volunteer descriptions, by country, 1974, annual rpt, (12) 9024-4  
 Peace Corps volunteers, man-years, characteristics, and duty posts, 1974 semiannual rpt, (12) 9022-2  
 Reserve forces manpower strength and characteristics, monthly DOD rpt, (10) 3542-4  
 Women Fed Govt civilian employees, white collar occupations and GS levels, by agency, 1973 annual rpt, (12) 9844-7

**Health and Vital Statistics**

Arthritis prevalence, characteristics, and effects, 1966 rpt, (10) 4008-10  
 Births, by sex and sex ratio, 1960-72, (11) 4146-5.14  
 Cancer incidence rates by site of disease, sex, race, and age, 1969-71 survey, (10) 4476-2  
 Cardiovascular disease and chronic circulatory conditions prevalence, 1972, (12) 4147-10.94  
 Consumer product related injuries, selected products, by age and sex of victim, monthly rpt with special features, (7)(10)(11) 9162-1  
 Consumer product related injuries, selected products, detailed epidemiological data series, (11) 9166-3 (12) 9166-3  
 Crippled children's services, demographic characteristics and detailed diagnoses, by State, FY72, (10) 4286-1.8

Deaths and death rates, by cause, 1971 US Vital Statistics advance rpt, (11) 4146-5.15  
 Deaths and life expectancy, demographic breakdowns and 1960-72 rates, 1972 US Vital Statistics advance rpt, (10) 4146-5.11  
 Deaths, by State, outlying area, SMSA, and metro/nonmetro counties, 1970, US Vital Statistics annual rpt, (11) 4144-3  
 Diabetes prevalence, characteristics, and effects, FY66 survey, (10) 4008-11  
 Disability beneficiaries eligible for Medicare, 1973, (7) 4746-2.61  
 Disabled adults work status, noninstitutionalized persons, 1966 survey, (7) 4746-6.24  
 Drug abuse, detailed characteristics of drug use and users, 1972-74 Project DAWN rpts, (12) 6286-2  
 Drugs, prescription and nonprescription, consumer attitudes and beliefs, by age, education, sex, 1966-72 survey data, (12) 4068-19  
 Edentulous (toothless) and dentulous persons, life expectancies and probable edentulous years by age and sex, 1971 and 1957-58, (7) 4147-2.64  
 Encephalitis, cases and deaths, etiologies, by State, age, sex, 1972, annual summary, (7) 4205-17  
 Eyeglasses and contact lenses, users demographic characteristics, 1971, (11) 4147-10.93  
 Flammable fabric injury cases, victim and accident characteristics, FY74 annual rpt, (12) 9164-2  
 Health conditions, by sex, color, age, and family income, 1973, (12) 4102-1.341  
 Health estimates: incidence of acute conditions, injuries, disability, physician and dental visits, and hospitalization, 1973, (12) 4147-10.95  
 Health Insurance Plan of Greater New York (HIP), utilization of medical services by HIP and non-HIP Medicare beneficiaries, 1969-70, (12) 4742-1.326  
 Hospital patients discharged, length of stay by patient and hospital characteristics, 1971, (10) 4147-13.17  
 Hospital patients with surgical operations discharged, by sex, age, region, 1972, (10) 4146-5.13  
 Hospital utilization, by diagnosis, sex, and age, 1971, (10) 4147-13.16  
 Hospital utilization, by diagnosis, 1972, (7) 4146-5.9  
 Infectious notifiable diseases, incidence, geographic distribution, and trends, 1973, annual rpt, (7) 4204-1  
 Leptospirosis, human cases reported, 1973 annual rpt, (11) 4205-29  
 Mental patients characteristics, new and readmissions, State and county mental hospitals, 1972, (12) 4226-5.110  
 Mental patients characteristics, State and county mental hospitals, 1972, (12) 4226-5.111  
 Mumps cases reported, 1964-73, and vaccine administered 1968-73, annual rpt, (11) 4205-21  
 Musculoskeletal and skin disease conditions, prevalence and impact, 1969 Health Interview Survey, (11) 4147-10.92

- Optometrists, licensed: by age, sex, county and type of practice, and education, State rpts, 1972-73, (7) 4456-3
- Pharmacists, registered: by age, sex, county and place of employment, and university of degree, 1973, State rpts series, (7) 4456-4
- Smoking trends of teenagers, 1968-74 surveys, summary rpt, (12) 4218-2
- Vital and health statistics, summary historical data, through 1970, (7) 4148-4
- Labor and Employment**
- Aged employment status and income levels, 60 years and older, 1971, (11) 4742-1.324
- Black employment in Madison, Ark, effects of rural area socioeconomic and attitudinal characteristics, 1970, (12) 1598-107
- Building trade unions referral units membership of minority groups and women, 1972, (11) 9248-10
- Earnings and hours of labor, by industry div, occupation, and sex, combined SMSA's, by regions, 1971-72, area wage survey annual rpt, (7) 6785-4.1
- Earnings differences, union members-nonmembers by occupation, region, education, age, race, and sex, 1973, article, (12) 6722-1.374
- Employed and unemployed, demographic and occupation characteristics, 1973 survey summary, (12) 6722-1.380
- Employment and unemployment current statistics, Monthly Labor Review, (7)(10) 6722-1.1
- Employment characteristics, historical series, 1974 annual rpt, (11) 6724-1.2
- Employment situation, earnings, and hours, monthly press release, (10) 6742-5
- Employment trends, including special population groups and metro and nonmetro poverty areas, quarterly press release, (10) 6742-9
- Farm wageworkers, wages, days worked, and demographic characteristics, 1973, annual rpt, (7) 1594-2
- Fed Govt civilian employees training, US Civil Service Commission annual rpt, FY73, (7) 9844-12.3
- High school grads and dropouts, employment status and college enrollment, by sex and race, Oct 1973, (12) 6746-1.168
- Job tenure by selected worker and industry characteristics, Jan 1973, (12) 6722-1.381
- Labor force characteristics, historical series, 1974 annual rpt, (11) 6724-1.1
- Labor force, employment and income, by marital and family characteristics, 1973, (7) 6746-1.164
- Minority group and women employment, 20 SMSA's, 1972 annual rpt, (12) 9244-2
- Multiple jobholdings, by industry, occupation, class of worker, and hours worked, 1972-73, (7) 6746-1.166
- NASA employees characteristics, personnel actions, and benefits, FY74, annual rpt, (12) 9504-1
- Occupational rankings by sex and earnings, including age and education levels, 1969, (7) 6722-1.356
- Occupational wage survey, weekly earnings 1974-75, individual SMSA annual rpts, (7)(10)(11)(12) 6785-2
- Occupational wage survey, 93 SMSA's, 1973-74, 3 part summary annual rpt, (12) 6785-5
- Rehabilitated disability applicants characteristics and subsequent employment status, 1967, (10) 4746-11.26
- Rural migrants proportion of urban employment, 1967, (7) 1502-3.303
- Unemployment characteristics, historical series, 1974 annual rpt, (11) 6724-1.3
- Women workers, personal and employment characteristics, 1973, summary, (11) 6568-9
- Law Enforcement**
- Arrests, city, suburbs, and rural areas, by age, sex, and race, 1973, FBI annual rpt, (7) 6224-2.3
- Criminal justice statistics: employment and expenditures; crimes, criminals, and arrests; courts and correction and public attitudes, 1960's-73 annual compilation, (7) 6064-6
- Police dept employees, each city and county, 1973, FBI annual rpt, (7) 6224-2.4
- Prisoners in Fed instns, characteristics, offenses, admissions, discharges, and parole decisions, FY73, (11) 6244-1
- Population**
- Alaska Indian and native populations, demographic and economic characteristics, 1970 census supplementary rpt, (10) 2535-1.64
- Black Americans, socioeconomic and demographic characteristics, 1973, Current Population Rpt, annual, (7) 2546-2.48
- Congressional districts of States redistricted for 94th Congress, population and housing data from 1970 census, State rpt series, (7) 2326-5
- Educational attainment of population, by selected demographic, economic, and residence characteristics, Mar 1974, Current Population Rpt, (12) 2546-1.274
- Families and households, by size and type, 1940-73, advance Current Population Rpt, (7) 2546-1.266
- Female family heads, demographic, economic, and housing data, 1960-73, Current Population Rpt, (7) 2546-2.50
- Immigrants admitted to US by country of region of birth, INS FY73 annual rpt, (10) 6264-2.2
- Income of persons and families, 1947-73, and selected demographic characteristics, 1973, advance data, Current Population Rpt, (7) 2546-6.7
- Los Angeles County cities, places, and other areas: computer organized 1970 census population and housing data, tables and maps, Census Use Study series, (12) 2306-6
- Low income neighborhoods in 50 largest US cities: population, income, employment, and housing characteristics, 1970 census supplementary rpts, (12) 2535-2
- Marital status, living arrangements, and family relationships, Mar 1974, and selected historical data, annual Current Population Rpt, (10) 2546-1.271
- Metro areas, Fed Admin Regions, and States: selected general data, 1974 annual reprint, (11) 2324-3
- Mobility of population, detailed demographic characteristics of movers and nonmovers, Mar 1970-74, Current Population Rpt, (12) 2546-1.273
- Naturalized persons, selected characteristics, INS FY73 annual rpt, (10) 6264-2.7
- Poor, detailed socioeconomic characteristics of population below poverty level, 1966-73, Current Population Supplementary Rpt, (7) 2546-6.10
- Poor families and persons, by selected characteristics of family and head, 1973 and historical, advance data, Current Population Rpt, (7) 2546-6.8
- Population characteristics, US trends, 1960's and 70's, with historical data and projections to 2000, (7) 2546-2.49
- Population estimates for US, by age, sex, and race, July 1 1974 and Apr 1, 1970, (7) 2546-3.28
- Population general data, Statistical Abstract of US, 1974 annual rpt, (11) 2324-1
- Population projections, sex ratios, 1972-2000, (10) 4706-1.72
- Spanish origin population, socioeconomic characteristics, Mar 1974 advance Current Population Rpt, (10) 2546-1.267
- Voting age population, Nov 1974 projections for States and regions, by race and age, Current Population Rpt, (7) 2546-3.17
- Public Welfare and Social Security**
- Medicare, hospital utilization covered and supplementary medical services used, and charges, by age, sex, and region, 1966-71, series, (12) 4746-1
- Medicare short-stay hospitalizations, frequency of episodes, by age, race, sex, and place of residence, 1967, (12) 4746-2.65
- OASDHI benefits and coverage, detailed breakdowns, 1937 or start of program through 1972 annual rpt, (7) 4744-3
- OASDHI retired-worker beneficiaries, newly entitled characteristics and reasons for early retirement, survey series, (10) 4746-7
- Sheltered workshop workers characteristics, comparisons with other rehabilitated persons, FY72, (7) 4926-1.41
- Vocational rehabilitation Fed-State program, rehabilitated clients, State agency caseloads, by State and region, FY72, annual rpt, (10) 4924-4
- Vocationally rehabilitated persons: socioeconomic characteristics and disabling condition, FY73 advance final rpt, (12) 4924-1
- Vocationally rehabilitated persons: socioeconomic characteristics and disabling condition, FY74 preliminary rpt, (11) 4924-1
- Welfare recipients income, by program and household characteristics, 100 local areas and natl averages, 1972 survey, (7) 23848-36
- Science and Technology**
- Scientific and technical personnel in Fed Govt, by field of science, agency, and sex, 1973, NSF highlights, (10) 9626-2.44
- Scientists and engineers employed in doctorate-granting instns, by field of science and sex, 1974, NSF highlights, (10) 9626-2.43

## Index by Titles

Titles are listed alphabetically in natural word order, as they appear in the Abstracts Section. Titles beginning with numbers (e.g., "1970 Census . . .") appear at the end of the Index. Where appropriate, alternate word-orders of titles have also been provided.

In addition to publication titles, titles of individual reports within a publication series are indexed, as are the titles of all periodical articles receiving individual abstracts.

- Abrasive, Asbestos, and Miscellaneous  
Nonmetallic Mineral Products, SIC Industry  
Group 320: 1972 Census of Manufactures  
Industry Series, (12) 2493-1.50
- Abrasive Blasting Respiratory Protective  
Practices, (12) 4248-12
- Abrasive Materials in 1973: Mineral Industry  
Surveys Annual Advance Summary,  
(12) 5614-5.1
- Accuracy of Data for Selected Population  
Characteristics as Measured by Reinterview,  
1970 Census of Population and Housing,  
(7) 2557-12
- ACG/DIME Updating System: A First Look,  
(12) 2306-6.2
- ACG/DIME Updating System: An Interim  
Report, Los Angeles County,  
(12) 2306-6.4
- ACG/DIME Updating System: The Long  
Beach, Calif. Experience, Los Angeles  
County, (12) 2306-6.8
- Achievements 1954-74: 20th Anniversary  
Federal Incentive Awards Program, U.S.  
Civil Service Commission,  
(10) 9844-20
- Acquisition and Disposal of Farm  
Commodities by CCC, (7) 1808-9
- Acquisition of Weapons Systems,  
(10) 23848-39
- ACTION Bi-Annual Statistical Summary,  
(12) 9022-2
- ACTION Domestic Programs Fact Book,  
(7) 9022-1
- Actions Recommended to Alleviate Serious  
Financial Problems Facing United Nations,  
(7) 26108-125
- Actual Versus Apparent Rates of Return on  
Farmland Investments,  
(10) 1544-1.8
- Actuarial Studies, (10)(12) 4706-1
- Additional Cost of Providing Mobility for the  
Elderly and Handicapped On the  
Washington Metropolitan Rail Rapid Transit  
System, (11) 7308-31
- Adjusting Wages to Living Costs: A Historical  
Note, (7) 6722-1.347
- ADMATCH Adventures, (10) 2308-25
- Administration in Mental Health,  
(7) 4222-2
- Administration on Aging Publications,  
(12) 4842-1
- Adult Education in Community Organizations,  
1972, (11) 4648-10
- Adult Education in Public School Systems,  
1968-69 and 1969-70, (11) 4648-9
- Advance Final Report on Characteristics of  
Rehabilitated Clients. FY73,  
(12) 4924-1
- Advance Indicators of Oil and Gas  
Exploration and Drilling Activity,  
(10) 9308-2
- AEC Financial Report, 1974, (11) 9104-2
- Aerospace Equipment, Including Parts, SIC  
Industry Groups 372 and 376: 1972 Census  
of Manufactures Industry Series,  
(12) 2493-1.74
- Age Composition, Weight, Length, and Sex of  
Herring, *Clupea Pallasii*, Used for Reduction  
in Alaska, 1929-66, (11) 2168-10
- Age, Sex, and Color Variations in the  
Diagnostic Distribution of Admissions to  
Inpatient Services of State and County  
Mental Hospitals, U.S., 1972,  
(12) 4226-5.111
- Agency in Brief, 1973, USIA, (7) 9854-1
- Agricultural Chemicals and Agricultural  
Chemical Production Equipment: Market  
Assessment for Bulgaria, Hungary, Poland  
and Romania, (12) 2038-6
- Agricultural Chemicals Industry, Apr. 1971,  
(12) 6746-4.61
- Agricultural Economics Research,  
(7)(12) 1502-3
- Agricultural Finance Outlook, (12) 1541-1
- Agricultural Finance Review Vol. 35, Oct.  
1974, (10) 1544-1
- Agricultural Prices, (7)(10) 1629-1
- Agricultural Prices, Annual Summary 1973,  
(7) 1629-1.2
- Agricultural Stabilization and Conservation:  
State Reports, (7) 1806-2
- Agricultural Stabilization and Conservation  
Service: State Reports, (12) 1806-2
- Agricultural Trade of the People's Republic of  
China, 1935-69, (7) 1528-71
- Agriculture: Environmental and Consumer  
Protection Appropriations for FY75. Part 7:  
Investigative Report on "Utilization of  
Federal Laboratories", (7) 21188-1
- AID-Financed University Contracts, As of  
Dec. 31, 1973, (10) 7202-4
- A.I.D. Projects, FY72, By Country and Field  
of Activity, (12) 7204-5
- Air Carrier Financial Statistics, (7) 9142-12
- Air Carrier Indebtedness and Major Holders  
of Debt, As of Dec. 31, 1973,  
(12) 9144-16
- Air Carrier Traffic Statistics, (7) 9142-13
- Air Freight Statistics, Certificated Route Air  
Carriers, Scheduled and Nonscheduled  
Services of U.S. Passenger/Cargo and All  
Cargo Carriers: Traffic, Revenue, and Yields  
Data, (12) 9142-3
- Air Quality and Automobile Emission  
Control, (11) 25648-16
- Aircraft Fuel (Aviation Gasoline and Jet Fuel)  
Expense, Consumption and Price Per  
Gallon, (10) 9148-24
- Aircraft Midair Collisions: A Continuing  
Problem, (12) 26108-147
- Aircraft Operating Cost and Performance  
Report, 1972-73, (12) 9144-13
- Airline Property Obtained Under Long-Term  
Leases, (12) 9142-4
- Airport Activity Statistics of Certificated  
Route Air Carriers, 12 Months Ended Dec.  
31, 1973, (7) 7502-2
- Alaska Power Administration, 1973 Annual  
Report, (7) 5904-1
- Alcohol and Tobacco Summary Statistics:  
Distilled Spirits, Wine, Beer, Tobacco,  
Enforcement, Taxes, FY73, (12) 8484-1
- Alcohol, Drug Abuse, Mental Health Research  
Grant Awards, FY73, (7) 4228-23
- Alfalfa Seed Forecast: Increased Alfalfa Seed  
Production Anticipated, (10) 1621-19.7
- Allocation of Resources in the Soviet Union  
and China, (10) 23848-38
- Alternative Measures of Price Change for  
GNP, 1971-74, (7) 2702-1.328
- Alternative Sources of Local Tax Revenue in  
Appalachia, (7) 1598-103
- Aluminum Foil Converted, 1973,  
(12) 2506-2.73
- Aluminum Metal Supply 1960-74 and  
Shipments of Products to Consumers,  
(11) 2042-7
- Ambulatory Medical Care Records: Uniform  
Minimum Basic Data Set, (10) 4147-4.16
- American and Spiny Lobsters, 1947-73: Basic  
Economic Indicators, (10) 2166-2.9
- Ammunition, Except for Small Arms, June  
1971, (11) 6746-4.7
- Analysis of Accident Reports Involving Fire,  
1972, (12) 7554-4
- Analysis of Assaults on Federal Officers, 1973,  
(7) 6224-4
- Analysis of Federal R&D Funding by  
Function, FY69-75, (12) 9627-9
- Analysis of HUD-Acquired Home Mortgage  
Properties, and Multifamily Housing  
Properties and Mortgages, Jan.-June 1974,  
(7) 5162-4
- Analysis of Medicare Administrative Costs,  
(7) 4742-1.318
- Analysis of Mid-Range Resources  
Requirements for the National Cancer  
Program, (7) 4436-1.1
- Analysis of Motor Carrier Accidents Involving  
Vehicle Defects or Mechanical Failure,  
1972, (11) 7554-5
- Analysis of Radiation Exposures on or Near  
Uranium Mill Tailings Piles,  
(7) 9232-1.310
- Analysis of Strip Mining Methods and  
Equipment Selection, (11) 5348-3
- Analysis of the Amputee-Driver Waiver  
Program, (12) 7558-15
- Analysis of the Commercial Lobster (*Homarus  
americanus*) Fishery Along the Coast of  
Maine, Aug. 1966 Through Dec. 1970,  
(11) 2168-13
- Analysis of the Electric Utility Industry's  
Financial Requirements, 1975-79,  
(10) 9358-23

**Titles**

- Anatomy of Price Change: CPI Rises at Annual Rate of 10.9 Percent in Second Quarter of 1974, (7) 6722-1.363
- Anatomy of Price Change: Prices in the Third Quarter of 1974, (12) 6722-1.379
- Anchor Test Study: Equivalence and Norms Tables for Selected Reading Achievement Tests (Grades 4, 5, 6), (7) 4568-6
- Animal Welfare Enforcement, 1973, (7) 1394-10
- Annual Evaluation Report on Education Programs, FY73, (11) 4504-12
- Annual Grazing Statistical Report, Use Summary 1973, (7) 1204-5
- Annual Mean Income, Lifetime Income, and Educational Attainment of Men in the U.S., for Selected Years, 1956-72, (7) 2546-6.9
- Annual Report of Characteristics of Initial Farm Ownership Loan Applicants Approved During FY74, (10) 1184-7
- Annual Report of Characteristics of Initial Operating Loan Applicants Approved During FY74, (11) 1184-9
- Annual Report of Characteristics of Initial Soil and Water Loan Applicants Approved During the 1974 Fiscal Year, (10) 1184-8
- Annual Report of Insurance Business Transacted in the Canal Zone, 1973, (12) 9664-2
- Annual Report of School Food Service, (12) 1364-4
- Annual Report of the Appalachian Regional Commission, 1973, (7) 9084-1
- Annual Report of the Attorney General of the U.S., 1973, (11) 6004-1
- Annual Report of the Board of Trustees of the Federal Insurance Trust Fund, 1974, (10) 21784-9
- Annual Report of the Board of Trustees of the Federal Old-Age and Survivors Insurance and Disability Trust Funds, 1974, (10) 21784-8
- Annual Report of the Board of Trustees of the Federal Supplementary Medical Insurance Trust Fund, 1974, (10) 21784-7
- Annual Report of the Director, FY74. Administrative Office of the U.S. Courts, (12) 18204-2
- Annual Report of the Governor of the Virgin Islands, FY73, (7) 5304-4
- Annual Report of the National Credit Union Administration, 1973, (7) 9534-1
- Annual Report of the Postmaster General, 1973-74, (12) 9864-1
- Annual Report on Public Law 480, 1973, (12) 1004-5
- Annual Report on Sharing Medical Facilities, FY74, (11) 25764-1
- Annual Report to the Secretary On Accident Investigation and Reporting Activities, 1973, (12) 7764-2
- Annual Review of Aircraft Accident Data, U.S. General Aviation, 1971, (10) 7804-3
- Annual Sales and Purchases, Year-End Inventories, and Accounts Receivable of Retail Stores, by Kind of Business, (12) 2413-5
- Annual Survey of Oil and Gas (Preliminary) 1973, (12) 2506-2.107
- Anthracite Mining, SIC Industry Group 111: 1972 Census of Mineral Industries, (11) 2513-1.5
- Antifriction Balls and Ball Bearings, Including Ball Bearings with Integral Shafts, and Parts Thereof: Investigation No. TEA-I-27 Under Section 301(b)(1) of the Trade Expansion Act of 1962, (10) 9886-3.27
- Appalachian Regional Commission Annual Report, 1973, (7) 9084-1
- Apparel Survey, 1973, (12) 2506-2.25
- Apparent Changes in Cancer Mortality, 1968, (10) 4102-1.336
- Apple Marketing Report, (7) 1008-8.3
- Applications and Case Dispositions for Public Assistance, (12) 4822-12
- Applications for Initial Loans Received From Individuals, by Type of Loans and by Race or Ethnic Group During FY74, (7) 1184-1
- Area Economic Projections, 1990, (10) 2708-19
- Area Resource File: A Manpower and Research Tool, (10) 4458-34
- Area Statistics, 1972 Census of Retail Trade, (7)(10)(11)(12) 2397-1
- Area Statistics, 1972 Census of Selected Service Industries, (7)(10)(11)(12) 2391-1
- Area Statistics, 1972 Census of Wholesale Trade, (7)(10)(11)(12) 2405-1
- Area Wage Surveys, (7)(10)(11)(12) 6785-2
- Area Wage Surveys: Metropolitan Areas, U.S. and Regional Summaries, 1971-72, (7) 6785-4
- Area Wage Surveys, 1974-75, (7)(11)(12) 6785-3
- Areas Administered by the National Park Service, (7) 5542-1
- Arrivals and Departures by Selected Ports, 1972, (11) 2904-1
- Arson, Vandalism and Violence: Law Enforcement Problems Affecting Fire Departments, (7) 6068-33
- Arthritis Source Book, (10) 4008-10
- ASCS Commodity Fact Sheets, 1974, (12) 1806-1
- Aspects on Delivery of Ear, Nose, and Throat Care to Montana Indians, (12) 4102-1.344
- Asphalt and Tar Roofing and Siding Products, 1973, (7) 2506-2.44
- Asphalt Sales in 1973: Mineral Industry Surveys Annual Advance Summary, (12) 5614-5.2
- Assessing Effects on Water Quality by Boating Activity, (11) 9208-34
- Assessment of Accident Risks in U.S. Commercial Nuclear Power Plants, (7) 9108-29.2
- Assessment of Air Pollution Damage to Vegetation in New England, July 1971-July 1972; Final Report, (7) 9198-29
- Assessment of Geothermal Energy Resources: Federal Council for Science and Technology, (11) 12368-2
- Assessment of Provider Behavior in Shared Professional Facilities, (7) 4102-1.327
- Assessment of the Potential of Clean Fuels and Energy Technology, (12) 9188-4
- Asset and Liability Trends, 1970-73. All Operating Savings and Loan Assns by Type of Assn and Area, (12) 9314-1
- Assets and Liabilities: Commercial and Mutual Savings Banks, (7) 9292-1
- Assignment Rates for Supplementary Medical Insurance Claims, 1973, (12) 4746-2.63
- Associations Between Coronary Mortality and the Weather, Chicago, 1967, (7) 4102-1.331
- Associations Between Educational Outcomes and Background Variables: Review of Selected Literature, (10) 4518-3
- Astronautics and Aeronautics, 1972, (11) 9504-2
- Atlantic and Pacific Groundfish, 1932-72: Basic Economic Indicators, (11) 2166-2.10
- August U.S. Trade in Livestock, Meat, and Meat Products, (10) 1925-20.10
- Austria: Background Notes, (11) 7006-2.8
- Authorization for Staff Support in the White House Office and for the Executive Duties of the Vice President, (10) 21628-8
- Automobile Cycle: An Environmental and Resource Reclamation Problem, (11) 9218-14
- Aviation Forecasts, FY75-86, (12) 7504-6
- Aviation Statistics, Advance Data, (7) 7506-1
- Baby Walker Injuries. Hazard Analysis, (11) 9166-3.5
- Background for Planning, 1970, (12) 2306-6.7
- Background Materials Relating to the U.S.-Soviet Union Commercial Agreements, (10) 25368-23
- Background Notes on the Countries of the World, (7)(10)(11)(12) 7006-2
- Background Reading Document, (10) 25588-10
- Bagatelle, Billiard, and Pool Balls: Investigation No. TEA-I-19 Under Section 301(b) of the Trade Expansion Act of 1962, (10) 9886-3.19
- Balance Sheet of the Farming Sector, 1974, (7) 1544-3
- Balance Sheet of the Farming Sector, Alaska and Hawaii, 1969-74, (7) 1544-3.301
- Banking and Economic Research Working Papers, (7) 9296-2
- Barbers' Chairs and Parts Thereof: Investigation No. TEA-I-16 Under Section 301(b)(1) of the Trade Expansion Act of 1962, (10) 9886-3.16
- Barbers' Chairs: Investigation No. TEA-I-11 Under Section 301(b)(1) of the Trade Expansion Act of 1962, (10) 9886-3.11
- Bargaining in 1975: Oil, Maritime, Postal Talks Top Light Agenda, (12) 6722-1.377
- Barite in 1973: Mineral Industry Surveys Annual Advance Summary, (12) 5614-5.3
- Basic Agricultural Resources of Kenya, (7) 1528-70
- Basic Data on the Economy of the Union of Soviet Socialist Republics, (11) 2026-2.25
- Basic Economic Indicators, Current Fisheries Statistics, (10)(11) 2166-2
- Basic Estimated Capital Investment and Operating Costs for Underground Bituminous Coal Mines: Mines With Annual Production of 1.06 to 4.99 Million Tons From a 72-Inch Coalbed, (10) 5608-22
- Beef and Pork Values and Spreads, (10) 1561-7.304
- Bell Telephone System Financial and Operations Information, (7) 9284-1
- Benefit of Water Pollution Control on Property Values, (7) 9208-28
- Benefit Provisions of the Old-Age, Survivors, and Disability Insurance System, (7) 4746-13.1



- Benefits Paid Abroad Under OASDI, (7) 4746-11.27
- Bermuda: Background Notes, (11) 7006-2.14
- BHME Support: FY73. Program Data by DHEW Region, (7) 4454-4
- Bibliography: Epidemiology of Mental Disorders, 1969-70, (11) 4228-36
- Bicycles. Hazard Analysis, (11) 9166-3.1
- Bikeways: State of the Art, 1974, (12) 7558-16
- Bill for Marketing Farm-Food Products, (7) 1541-6.308
- Biohazard Control and Containment in Oncogenic Virus Research, (10) 4478-30
- Biological Bases For and Other Aspects of a Performance Standard for Laser Products, (7) 4068-18
- Biologically Allowable Thermal Pollution Limits, (7) 9208-23
- Bit Sequencing of the Code for Information Interchange in Serial-by-Bit Data Transmission: Hardware Standard Transmission, (7) 2216-2.17
- Blood Utilization by Hospital Inpatients Under Medicare, 1971 and 1972, (7) 4746-2.62
- BLS Regional Rpts., Middle Atlantic Region, (7) 6926-1
- BLS Regional Rpts., North Central Region, (7)(10) 6956-6
- BLS Regional Rpts., Southeast Region, (10)(11)(12) 6946-1
- BLS Reports Detailed Results of 1972 Survey of Occupational Injuries and Illnesses, (10) 6844-1
- Board of Directors Annual Report, 1973, Federal Prison Industries, Inc., (10) 6244-3
- Bolivia: Background Notes, (12) 7006-2.16
- Bomb Summary: A Comprehensive Report of Incidents Involving Explosive Incendiary Devices in the Nation, 1974, (11) 6222-2
- Bonus Food Stamps and Cash Income Supplements: Their Effectiveness in Expanding Demand for Food, (12) 1548-65
- Boron in 1973: Mineral Industry Surveys Annual Advance Summary, (12) 5614-5.4
- Brain Drain: A Study of the Persistent Issue of International Scientific Mobility, (11) 21384-2
- Brass Wind Musical Instruments and Parts Thereof: Investigation No. TEA-I-25 Under Section 301(b)(1) of the Trade Expansion Act of 1962, (10) 9886-3.25
- Brassieres, Girdles, and Allied Garments, 1973, (7) 2506-2.29
- Brazil: Survey of U.S. Export Opportunities, (11) 2028-5
- Brazilian Economic Boom: How Should the U.S. Relate to It?, (7) 26108-126
- Breeding and Wintering Areas of Canvasbacks Harvested in Various States and Provinces, (12) 5508-16
- Broadcasting in America: The Performance of Network Affiliates in the Top 50 Markets, (11) 9288-4
- Broadwoven Fabrics Finished, 1973, (7) 2506-2.20
- Broiler Marketing Facts, (10) 1302-1
- Bromine in 1973: Mineral Industry Surveys Annual Advance Summary, (12) 5614-5.5
- Broomcorn: Investigation No. TEA-I-12 Under Section 301(b) of the Trade Expansion Act of 1962, (10) 9886-3.12
- Brucellosis Free States: Brucellosis Eradication, June 1973, (7) 1398-5
- Budget Costs for Retired Couples in New York- North-Eastern New Jersey Rise Sharply in 1973, Increase Largest at Lower Level, Up 8.8% to \$4,220, Rise Totals 50% Since 1967, (7) 6924-1
- Bulk Power Supply Information, (10) 9352-2.9
- Bureau of Economic Analysis Staff Papers, (7)(12) 2706-5
- Bureau of Medical Services Annual Statistical Summary, FY72, (12) 4384-1
- Bureau of Mines Minerals Availability System and Resource Classification Manual, (10) 5608-24
- Bureau of Prisons Annual Report, 1973, (12) 6244-2
- Bureau of the Census Catalog of Publications: 1790-1972, (10) 2308-1
- Bus Registrations, 1973, (7) 7556-2.3
- Business Conditions: An Economic Review by the Federal Reserve Bank of Chicago, (7)(11)(12) 9375-1
- Business Conditions Digest, (12) 2702-3
- Business Forecasts for 1974, (7) 9389-3
- Business Income Tax Returns: Preliminary Statistics of Income, 1972, (11) 8304-6
- Business Review, Federal Reserve Bank of Philadelphia, (7)(11) 9387-1
- Business Review, Federal Reserve Bank of San Francisco, (7)(12) 9393-8
- Business Review and Statistical Supplement, Federal Reserve Bank of Dallas, (7)(10)(11)(12) 9379-1
- CAB Reports to Congress, FY73, (12) 9144-1
- Calculated Field Intensities Near a High Power UHF Broadcast Installation, (7) 9232-1.309
- Calculations of Dose, Population Dose, and Health Effects Due to Boiling Water Nuclear Power Reactor Radionuclide Emissions in the U.S. During 1971, (7) 9232-1.307
- Calculations of Doses, Population Doses, and Potential Health Effects Due to Atmospheric Releases of Radionuclides from U.S. Nuclear Power Reactors in 1972, (10) 9232-1.311
- Calendar Date: Federal General Data Standard Representations and Codes, (7) 2216-2.5
- California Streamflow Characteristics (From Records Through 1968), (7) 5668-11
- Canadian Automobile Agreement, Eighth Annual Report of the President to the Congress on the Operation of the Automotive Products Trade Act of 1965, (12) 25364-1
- Cancer Centers Program, (11) 4478-33
- Cancer in Colorado, (10) 4476-2.4
- Cancer in Iowa, (10) 4476-2.7
- Cancer in the Birmingham Metropolitan Area, (10) 4476-2.3
- Cancer in the Dallas-Ft. Worth Metropolitan Area, (10) 4476-2.5
- Cancer in the Minneapolis-St. Paul Metropolitan Area, (10) 4476-2.8
- Cancer in the Pittsburgh Metropolitan Area, (10) 4476-2.9
- Cancer in the San Francisco Bay Area, (10) 4476-2.10
- Canned Fruit Prices in the Netherlands, West Germany, and the United Kingdom, (10) 1925-7.4
- Canned Fruit Prices in the Netherlands, West Germany, and the United Kingdom, (12) 1925-7.5
- Canned Sardines: Investigation No. TEA-I-13 Under Section 301(b)(1) of the Trade Expansion Act of 1962, (10) 9886-3.13
- Canning and Preserving Industry, June 1971, (12) 6746-4.96
- Canning Peach Marketing Report, (7) 1008-8.1
- Capital Expenditures by Business for Air and Water Pollution Abatement, 1973 and Planned 1974, (7) 2702-1.323
- Capital Expenditures, Fixed Assets, and Rental Payments, 1972 Census of Retail Trade, (11) 2399-2
- Carbon Black in 1973: Mineral Industry Surveys Annual Advance Summary, (12) 5614-5.6
- Carbon-14 Measurements in the Stratosphere From a Balloon-Borne Molecular Sieve Sampler (1971-73), (7) 9102-2.310
- Cargo Potential in Combination Aircraft, (11) 9148-28
- Cargo Review, (11) 9142-16
- Cash Benefit Provisions of the Old-Age, Survivors, and Disability Insurance System, (7) 4746-13.2
- Catalog of Selected AID Publications, 1974, (11) 7208-2
- Catalogue of Federal Domestic Assistance, 1974, (7) 104-5
- Cattle, (7) 1623-1
- Causes of Net Income Changes, Certificated Route Air Carrier Groups, (10) 9142-15
- Cement and Structural Clay Products, SIC Industry Groups 324 and 325: 1972 Census of Manufactures Industry Series, (11) 2493-1.47
- Cement in the U.S., Statistical Summary, 1818-1972: Mineral Industry Surveys, (7) 5618-4
- Cement in 1973: Mineral Industry Surveys Annual Advance Summary, (12) 5614-5.7
- Census Bureau Methodological Research, 1973. Annotated List of Papers and Reports, (7) 2304-1
- Census Bureau Programs to Measure Consumer Purchase Expectations: 1959-73, (12) 2626-2.36
- Census Data 1970: Characteristics of Cities and Unincorporated Places, San Bernardino County, (12) 2306-6.3
- Census of Agriculture, 1969. Vol. 5, Special Reports. Part 11: Farm Finance, (7) 2339-11
- Census of Agriculture, 1969. Vol. 5, Special Reports. Part 14: Procedural History. Section B, Irrigation, Drainage, Horticulture, Farm Finance, Farm Enterprise, (7) 2339-14.2
- Census of Governments, 1972. Vol. 3. Public Employment. No. 1: Employment of Major Local Governments, (7) 2455-1
- Census of Governments, 1972. Vol. 3. Public Employment. No. 2: Compendium of Public Employment, (12) 2455-2
- Census of Governments, 1972. Vol. 3. Public Employment. No. 3: Management-Labor Relations in State and Local Governments, (11) 2455-3

**Titles**

- Census of Governments, 1972. Vol. 4. Government Finances. No. 4: Finances of Municipalities and Township Governments, (7) 2457-4
- Census of Governments, 1972. Vol. 4. Government Finances. No. 5: Compendium of Government Finances, (11) 2457-5
- Census of Governments, 1972. Vol. 6. Topical Studies. No. 4: Historical Statistics on Governmental Finances and Employment, (12) 2460-4
- Census of Manufactures, 1972. Industry Series, (10)(11) 2493-1
- Census of Manufactures, 1972. Industry Series, (12) 2493-1
- Census of Manufactures, 1972. Preliminary Reports: Area Series, (7) 2491-3
- Census of Manufactures, 1972. Special Report MC72(SR)-6: Fuels and Electric Energy Consumed (Supplement), (10) 2499-6
- Census of Mineral Industries, 1972. Industry Series, (11) 2513-1
- Census of Mineral Industries, 1972. Industry Series, (12) 2513-1
- Census of Persons Under the Supervision of the Federal Probation System, June 30, 1968 and Jan. 23, 1973, (7) 18208-1
- Census of Population and Housing, 1970. Evaluation Report PHC(E)-6: Effect of Special Procedures to Improve Coverage in the 1970 Census, (12) 2557-13
- Census of Population and Housing, 1970. Evaluation Report PHC(E)-9: Accuracy of Data for Selected Population Characteristics as Measured by Reinterview, (7) 2557-12
- Census of Population and Housing, 1970. Procedural Report PHC(R)-1E: Procedural History, Advance Issuance of Chapters 11 and 12, (7) 2557-1.5
- Census of Population and Housing, 1970. Procedural Report PHC(R)-1F: Procedural History, Advance Issuance of Chapters 16 and 17, (7) 2557-1.6
- Census of Population and Housing, 1970. Procedural Report PHC(R)-1G: Procedural History, Advance Issuance of Chapter 15, (12) 2557-1.7
- Census of Population, 1970. Supplementary Reports, (10) 2535-1
- Census of Population, 1970. Supplementary Reports Nos. 65-103: Low Income Neighborhoods in Large Cities, (12) 2535-2
- Census of Retail Trade, 1972. Area Statistics, (7)(10)(11)(12) 2397-1
- Census of Retail Trade, 1972. Capital Expenditures, Fixed Assets, and Rental Payments, (11) 2399-2
- Census of Retail Trade, 1972. Major Retail Centers in SMSA's, (11)(12) 2401-1
- Census of Retail Trade, 1972. Press Releases (Preliminary Data), (7) 2395-1
- Census of Selected Service Industries, 1972. Area Statistics, (7)(10)(11)(12) 2391-1
- Census of Selected Service Industries, 1972. Press Releases (Preliminary Data), (7) 2390-1
- Census of Transportation, 1972. Commodity Transportation Survey, Commodity Series, (10)(11)(12) 2575-1
- Census of Transportation, 1972. Commodity Transportation Survey. Special Report TC72C3-2: Traffic Patterns of Small Manufacturing Plants, (12) 2575-5
- Census of Wholesale Trade, 1972. Area Statistics, (7)(10)(11)(12) 2405-1
- Census of Wholesale Trade, 1972. Press Releases (Preliminary Data), (7) 2403-1
- Census Tract Papers (Series GE-40), (7) 2446-2
- Census Use Study: ADMATCH Adventures, (10) 2308-25
- Census Use Study: CARPOL, An Approach to Large-Scale Carpooling Using DIME Technology, (10) 2308-27
- Census Use Study: Day-Care Center Resource Allocation System, (10) 2308-24
- Census Use Study: Social and Health Indicators System, (12) 2306-5
- Census Use Study: Southern California Regional Information Study, (12) 2306-6
- Census Use Study, Reports, (12) 2306-2
- Centers of Population for States and Counties, (12) 2448-6
- Central Valley Project, 1972, (11) 5824-4
- Ceramic Table and Kitchen Articles, Including Dinnerware: Investigation No. TEA-I-22 Under Section 301(b) of the Trade Expansion Act of 1962, (10) 9886-3.22
- Certain Ceramic Tableware: Report to the President on Investigation No. TEA-IR-10-74 Under Section 351(d)(1) of the Trade Expansion Act of 1962, (10) 9884-4
- Cesium-137 in Various Chicago Foods, (7) 9102-2.312
- Chain of Cooperation: Employment of the Severely Physically Handicapped in Federal Service Under a Special Appointing Authority, (10) 9844-24
- Changes in Compensation Structure of Federal Government and in Private Industry, 1970-72, (11) 6788-48
- Changes in Exchange Rates: Impact on U.S. Grain and Soybean Exports to Japan, (7) 1548-61
- Changes in Federal Employees' Compensation Program, (11) 4746-11.30
- Changes in Number and Size of Dairy Plants, (7) 1561-2.301
- Changes in Time and Savings Deposits at Commercial Banks, Oct. 1973-Apr. 1974, (7) 9362-1.312
- Changes in U.S. Foreign Trade: The Post-1971 Experience in Perspective, (12) 2018-1
- Character Structure and Character Parity Sense for Parallel-by-Bit Data Communication in the Code for Information Interchange: Hardware Standard Transmission, (7) 2216-2.19
- Character Structure and Character Parity Sense for Serial-by-Bit Data Communication in the Code for Information Interchange: Hardware Standard Transmission, (7) 2216-2.18
- Characteristics of Agreements Covering 1,000 Workers or More, July 1, 1973, (7) 6784-11
- Characteristics of Construction Agreements, (7) 6788-44
- Characteristics of Construction Agreements, 1972-73, (7) 6788-44.1
- Characteristics of Federal Land Bank Loans, 1973, (11) 9264-8
- Characteristics of New Multiunit Residential Buildings: 1973. Construction Reports, Housing Starts Supplement, (7) 2388-6
- Characteristics of New One-Family Homes, 1973, (7) 2384-1
- Characteristics of Patients Treated by Podiatrists, U.S., 1970, (10) 4147-14.14
- Characteristics of Persons with Corrective Lenses, U.S.-1971, (11) 4147-10.93
- Characteristics of Rehabilitated Clients, FY74, Preliminary Report, (11) 4924-1
- Characteristics of the Low-Income Population: 1973 (Advance Report), (7) 2546-6.8
- Characteristics of Volunteers in Crisis Intervention Centers, (10) 4102-1.339
- Charges for Ginning Cotton, Costs of Selected Services Incident to Marketing, and Related Information, Season 1973-74, (7) 1564-3
- Chesapeake Fisheries, Annual Summary 1972, (12) 2166-3.3
- Child Care Data and Materials, (11) 25368-2
- Child Nutrition Programs, Revised Monthly Tables, (7) 1368-2
- Child Resistant Closures: Summarization of 21 In-Depth Investigations, (11) 9166-2.10
- Children of Working Mothers, Mar. 1973, (7) 6746-1.165
- Children Who Received Physicians' Services Under the Crippled Children's Program, FY72, (10) 4286-1.8
- Children's Charities, 1974, Part 1, (11) 25548-35
- China, Peoples Republic of: Background Notes, (12) 7006-2.28
- China, Republic of, Background Notes, (7) 7006-2.29
- China's Foreign Trade Policy: A Current Appraisal, (11) 2026-2.50
- Chlorinated Hydrocarbon and Mercury Residues in Woodcock in the U.S., 1970-71, (10) 482-1.316
- Chronic Effects of Mercury on Organisms, (10) 4478-29
- Chronology of the Libyan Oil Negotiations, 1970-71, (10) 25388-5
- Citizen and Alien Participation in U.S. International Air Travel, 1964-73 and First Half of 1974, (12) 9148-19
- City Government Finances in 1972-73, (7) 2466-2.4
- Civil Service News: Federal Employees Health Benefits Program, (12) 9848-14
- Clays in 1973: Mineral Industry Surveys Annual Advance Summary, (12) 5614-5.8
- Clean Water: Report to Congress, 1974, (7) 9204-2
- Climatological Data: National Summary. Annual, 1973, (7) 2154-2
- Clinical Laboratory Performance Analysis Using Proficiency Test Statistics. (7) 2218-17
- Co-op Loans, (10) 25168-14
- Coal Supply/Demand Sheet, (11) 5302-1
- Code for Information Interchange: Hardware Standard Interchange Codes and Media, (7) 2216-2.2
- Collective Bargaining Summary: Aerospace Industry, (7) 6788-46
- Collective Bargaining Summary: The Telephone Industry, (7) 6788-45
- College Plans of High School Seniors: Oct. 1973, (10) 2546-1.270
- Colorado River Storage Project and Participating Projects for FY73. 17th Annual Report, (11) 5824-3
- Combining Input-Output and Regression Analysis in Projection Models: An Application to Agriculture, (12) 1502-3.309

- Commercial Fertilizers, (11) 1631-3  
Commercial Fertilizers Consumption in the U.S., FY74, (11) 1631-3.4  
Commercial Fisheries of Portugal, 1970, (7) 2166-8.6  
Commitments of Traders in Commodity Futures: Cotton, Frozen Concentrated Orange Juice, Potatoes, Imported Frozen Beef, and Wool, (7) 1322-2  
Commitments of Traders in Commodity Futures: Grains, Eggs, and Livestock, (7) 1322-1  
Committee Staff Report on the Disability Insurance Program, (7) 21788-18  
Commodity Programs and Related Legislation Through the Years. ASCS Background Information, (7) 1808-8  
Commodity Transportation Survey, Commodity Series, 1972 Census of Transportation, (10)(11)(12) 2575-1  
Commodity Transportation Survey, Special Report Series, Printing, Publishing, and Allied Industries (Except Newspapers and Periodicals), 1972 Census of Transportation, (11) 2575-4  
Commodity Transportation Survey, Traffic Patterns of Small Manufacturing Plants, 1972 Census of Transportation, (12) 2575-5  
Common Business Oriented Language, COBOL: Software Standard Programming Language, (7) 2216-2.22  
Communication Equipment Industry, June 1971, (12) 6746-4.94  
Communications, 1972: Industry Wage Surveys, (7) 6787-6.62  
Communist States and Developing Countries: Aid and Trade in 1973, (11) 7146-1.6  
Comparison of Tasks and Activities in Physician-Medex Practices, (7) 4102-1.332  
Compendium of Government Finances, 1972 Census of Governments, (11) 2457-5  
Compendium of Public Employment, 1972 Census of Governments, (12) 2455-2  
Competitive Effects of Interdependent Actions Among Buyers and Sellers in the Natural Gas Producing Industry, (12) 25268-24.3  
Compliance, Enforcement and Reporting in 1973, Under the Labor-Management Reporting and Disclosure Act, (12) 6464-2  
Composting of Municipal Solid Wastes in the U.S., (7) 9218-12  
Comprehensive Community Mental Health Centers Program, (10) 4228-32  
Comprehensive Study of the Child Nutrition Programs, July 1974, (11) 25168-16  
Computer Graphics, (12) 2306-6.1  
Computer Manpower Outlook, (12) 6748-24  
Computerized Geographic Coding. Series GE-60: Conference Proceedings, (10) 2446-4  
Concrete, Gypsum, and Plaster Products Industry, Apr. 1971, (12) 6746-4.39  
Confectionery and Related Products Industry, June 1971, (7) 6746-4.69  
Conference Proceedings: Bicycles USA, May 7/8 1973, (7) 7308-25  
Congenital Malformations Surveillance, (12) 4205-14  
Congressional District Data, 94th Congress, (7) 2326-5  
Congressional Districts of the U.S.: Federal General Data Standard Representations and Codes, (7) 2216-2.10  
Conservation and Efficient Use of Energy, Part 1, (7) 21408-12  
Conservation and Efficient Use of Energy, Part 2, (7) 21408-13  
Conservation and Efficient Use of Energy, Part 3, (7) 21408-14  
Construction Activity in Hawaii, 1963-72: Study Model for Public Works Planning, (12) 2042-1.307  
Construction, Mining, and Materials Handling Machinery and Equipment Industry, June 1971, (7) 6746-4.8  
Construction Reports: Characteristics of New One-Family Homes, 1973, (7) 2384-1  
Construction Reports: Housing Authorized by Building Permits and Public Contracts, (7) 2382-5  
Construction Reports: Housing Authorized by Building Permits and Public Contracts, 1973, (7) 2384-2  
Construction Reports: Value of New Construction Put in Place, (7) 2382-4  
Construction Reports, Housing Starts Supplement: Characteristics of New Multiunit Residential Buildings: 1973, (7) 2388-6  
Construction Review: Monthly Industry Report, (7)(10)(12) 2042-1  
Construction Statistics, 1915-64. A Supplement to Construction Review, (11) 2048-20  
Consultation and Education Services: Federally Funded Community Mental Health Centers, 1973, (11) 4226-5.108  
Consumer Energy Act of 1974, (12) 25268-24  
Consumer Income, Current Population Rpts, (7) 2546-6  
Consumer Price Index Hearing, (10) 25248-14  
Consumer Product Hazard Index, (11) 9166-4  
Consumer Product Safety Commission, Annual Report, FY74, (12) 9164-2  
Consumers and Medication, (12) 4068-19  
Contemporary Social Issues, (10) 4516-3.3  
Continued Uptrend in World Production and Trade of Palm Oil and Palm Products, (11) 1925-1.8  
Contractors Receiving the Largest Dollar Volume of Military Prime Contract Awards for RDT&E, FY74. 500 Contractors, (12) 3544-4  
Contributions of Rural Migrants to the Urban Occupational Structure, (7) 1502-3.303  
Converted Paper and Paperboard Products Industry, Apr. 1971, (7) 6746-4.40  
Cooperative Approach to Cargo Security in the Trucking Industry, (7) 7308-22  
Cooperative Car Care Centers: Operations of Eight in the South, (12) 1128-13  
Cooperative Fruit and Vegetable Processors in the U.S., (7) 1128-11  
Copper: 1973 Annual Statistical Supplement, (7) 2044-3  
Corporate Disclosure, (10) 25408-12  
Corporate Profits: Revised Second-Quarter Estimates and Recent Developments, (10) 2702-1.335  
Cost Analysis for Computer Communications, (11) 2218-19  
Cost Analysis of Water Pollution Control: Annotated Bibliography, (11) 9208-33  
Cost and Quality of Fuels for Steam-Electric Plant, (12) 9352-4  
Cost and Use of Personnel in the Agency for International Development, (10) 26108-141  
Cost Comparison of Dry-Type and Conventional Cooling Systems For Representative Nuclear Generating Plants, (11) 9108-32  
Cost Estimate Study of No-Fault Automobile Insurance (Variations on S. 354), (7) 7308-23  
Cost of Crimes Against Business, (12) 2048-10  
Cost of Storing and Handling Cotton at Public Storage Facilities, 1972-73, with Projections for 1974-75, (7) 1564-5  
Costs and Benefits of Automobile Emission Control, (11) 25648-16.4  
Costs and Factors Affecting Production of Fresh Tomatoes, Peppers, and Cucumbers in Florida and West Mexico for U.S. Markets, (11) 1561-11.304  
Costs of Building and Operating Rice Drying and Storage Facilities in California, 1973, (12) 1568-153  
Costs of Education in the Health Professions, (11) 4458-35  
Costs of Sprawl, (12) 488-9  
Cotton Gin Equipment, 1974, (7) 1309-9  
Cotton Ginnings in the U.S., Crop of 1973, (7) 2344-1  
Cotton, Manmade Fiber Staple, and Linters; Consumption and Stocks, and Spindle Activity, (11) 2506-2.18  
Cotton, Manmade Fiber Staple and Linters: Summary for Cotton Season 1973-74, (11) 2506-2.18  
Cotton Price Statistics, 1973-74, (7) 1309-2  
Cotton Quality, 1973 Crop, (10) 1309-7  
Cotton Quality, 1973-74, (7) 1309-8  
Cotton Situation, (7) 1561-1  
Cotton Varieties Planted, 1970-74, (7) 1309-6  
Cotton, Wool and Man-Made Fiber Textiles: Tables and Charts, (12) 2058-1  
Cottonseed Quality, Crop of 1973, (7) 1309-5  
Counterfeiters, Press Release, (7) 8468-1  
Counties and County Equivalents of the States of the U.S.: Federal General Data Standard Representations and Codes, (7) 2216-2.7  
Countries, Dependencies, and Areas of Special Sovereignty: Federal General Data Standard Representations and Codes, (7) 2216-2.11  
Country Agricultural Economies, (12) 1526-2  
County Business Patterns, 1973, (7)(10)(11) 2326-6  
Cribs, Including Springs and Mattresses: Summarization of 136 In-Depth Investigations, (11) 9166-2.6  
Crimes and Victims: A Report on the Dayton-San Jose Survey of Victimization, (7) 6068-31  
Crimson Clover Seed Forecast: Oregon Crimson Clover Seed Forecast Below Last Year, (7) 1621-19.3  
Crisis of Development and Interdependence, (10) 21388-16  
Crop Production, Annual Summary Report and Periodic Highlights Releases, (7)(10)(11)(12) 1621-1

**Titles**

- Crop Production Highlights as of Dec. 1, 1974, (12) 1621-1.15
- Crop Report Highlights as of Nov. 1, 1974, (11) 1621-1.14
- Crop Report Highlights as of Oct. 1, 1974, (10) 1621-1.13
- Crop Reporting Board Reports, 1975 Issuance Dates and Contents, (12) 1614-1
- Cropland Adjustment Program: Status of 1966 and 1967 Agreement as of June 15, 1974, (7) 1802-6
- Crude Oil and Refined Products Pipeline Mileage in the U.S., Jan. 1, 1974: Mineral Industry Surveys, (12) 5618-1
- Crude Petroleum, Petroleum Products, and Natural Gas Liquids, All Districts: Mineral Industry Surveys, (7) 5612-1.22
- CSU-PHS Collaborative Radiological Health Laboratory, Annual Report 1973, (7) 4064-7
- Cuba: Background Notes, (12) 7006-2.33
- Cumulative Forest Fire Record: National Forest Protection, (7) 1202-2
- Cumulative Index to Facts and Figures on Older Americans, Nos. 1-9, (11) 4846-1.10
- Current and Projected Supply of Health Manpower: A Summary of Findings, (10) 4458-36
- Current Aviation Statistics: Airports, Air Carrier Fleet, Air Traffic Activity, Aircraft Industry, Airmen, and Appropriations, (7) 7506-1.2
- Current Energy Shortages Oversight Series: Major Oil Companies, (7) 25408-10
- Current Estimates from the Health Interview Survey, U.S. 1973, (12) 4147-10.95
- Current Housing Market Situation, (7)(10)(11) 5146-3
- Current Housing Reports. Series H-130: Market Absorption of Apartments, Annual 1972, (7) 2484-2
- Current Industrial Reports, (7)(10)(11)(12) 2506-2
- Current Medicare Survey Reports, (12) 4746-1
- Current Population Reports. Series Census-ERS P-27. Farm Population of the U.S.: 1973, (7) 2544-1
- Current Population Reports. Series P-20: Population Characteristics, (7)(10)(11)(12) 2546-1
- Current Population Reports. Series P-23: Special Studies, (7) 2546-2
- Current Population Reports. Series P-25: Population Estimates and Projections, (7)(10)(11)(12) 2546-3
- Current Population Reports. Series P-26: Federal-State Cooperative Program for Local Population Estimates, (7)(10) 2546-4
- Current Population Reports. Series P-28: Special Censuses, (10) 2546-5
- Current Population Reports. Series P-60: Consumer Income, (7) 2546-6
- Current Status of Cotton and Cotton Products Operations Under P.L. 480, (7) 1925-4.16
- Current Technical Service Contracts: As of Dec. 1973, (10) 7202-3
- Current Trends in Merger Activity, (12) 9404-3
- Current Uranium Ore Reserves, (12) 9104-19.4
- Current Wage Developments, (7)(10) 6782-1
- Customs Collections for FY74, (10) 8144-3
- Cutlery, Hand Tools, and Hardware Industry, June 1971, (12) 6746-4.112
- Cyclical Sensitivity of OASI Beneficiary Rolls, (7) 4746-11.20
- Czechoslovakia, Background Notes, (7) 7006-2.35
- Dade County Public Safety Department-STOL, (7) 6068-32
- Daily River Stages, (12) 2154-4
- Daily Statement of the U.S. Treasury, (7) 8002-8
- Dairy Herd Improvement Letter, (7) 1702-2
- Dairy Products Industry, May 1971, (12) 6746-4.111
- Dairy Situation, (7) 1561-2
- Danish Poultry Meat Industry, (11) 1926-1.57
- Data Access Descriptions, (12) 2306-1
- Data Evaluation and Methods Research. Vital and Health Statistics Series 2, (7) 4147-2
- Data From the Health Examination Survey. Vital and Health Statistics Series 11, (10) 4147-11
- Data from the Health Interview Survey. Vital and Health Statistics Series 10, (11)(12) 4147-10
- Data from the Hospital Discharge Survey. Vital and Health Statistics Series 13, (10) 4147-13
- Data on Health Resources: Manpower and Facilities. Vital and Health Statistics Series 14, (10) 4147-14
- Data Sources for Market Analysis, (12) 2048-23
- Data Uses in the Private Sector: Proceedings of the Executive Seminar, Oct. 4, 1973, (10) 2308-26
- DAWN 1 Analysis, (12) 6286-2.2
- DAWN 2 Analysis, (12) 6286-2.3
- Day Care Center Resource Allocation System, (10) 2308-24
- DDT Plus PCB's in Blubber of Harbor Seals, (10) 482-1.315
- Debt Limit, \$495 Billion, (10) 25368-29
- Deciduous Fruits: World Production and Trade Statistics, (11) 1925-22
- Decision Analysis Forecasting For Executive Manpower Planning, (12) 9848-15
- Decision-Makers Guide in Solid Waste Management, (7) 9218-13
- Default Status of Home Mortgages with Insurance in Force, 1973, (12) 5144-3
- Definitions and Conventions of the 1967 Input-Output Study, (11) 2708-20
- Degradation of Four Organophosphate Insecticides in Grape Tissues, (10) 482-1.323
- Delays in Scheduled Operation of Electric Generating Units, (12) 9352-2.11
- Demand and Price Situation for Forest Products, 1973-74, (12) 1204-12
- Demand and Supply Potentials for South Vietnam's Fishery Industry, (7) 1536-1.20
- Demand for Commercial Bank Production Workers and Administrators: Demand Deposit Operations, (7) 9296-2.2
- Demand for Feed Ingredients by U.S. Formula Feed Manufacturers, (7) 1502-3.308
- Demand for Soybean Meal in Denmark, (12) 1528-73
- Demonstration of Waste Flow Reduction From Households, (10) 9208-31
- Department of Defense Energy Resources and Requirements, (12) 21208-4
- Department of the Treasury News, (10) 8002-7
- Department Store Inventory Price Indexes, (7) 6762-7
- Depth Distribution of Global Fallout in Sandy Loam Soil, (10) 9102-2.313
- Derailment Rates, 1973, (10) 7608-3
- Description and Analysis of Soviet Foreign Trade Statistics, (7) 2706-4.5
- Detection of DCPA Residues in Environmental Samples, (10) 482-1.322
- Developing Common Fisheries Policy of the European Community, (7) 2166-8.3
- Development and Spread of High-Yielding Varieties of Wheat and Rice in the Less Developed Nations, (7) 1536-2.14
- Development and Structure of the Electric Utility Industry and Impact of Government Policies, (7) 25448-22.1
- Development of a Nationwide Criminal Data Exchange System: Need to Determine Cost and Improve Reporting, (7) 26108-112
- Diabetes Source Book, (10) 4008-11
- Diatomite in 1973: Mineral Industry Surveys Annual Advance Summary, (12) 5614-5.9
- Diesel Fuel Oils: Mineral Industry Surveys, (12) 5616-1.3
- Differential Effects of Single-Plant, Multi-Plant, and Multi-Firm Organizational Forms on Cost Efficiency in Commercial Banking, (7) 9296-2.7
- DIME Updating System, UPDIME: A User's Manual, Los Angeles County, (12) 2306-6.12
- Director of the Mint, FY73 Annual Report, (10) 8204-1
- Directory: Federally Funded Community Mental Health Centers, (12) 4224-5
- Directory of Area Wage Surveys, Jan. 1972-Dec. 1973, (10) 6706-1.1
- Directory of Computerized Data Files and Related Software, (12) 2004-3
- Directory of Energy Information by Agency and Program Summaries, (11) 9308-4.2
- Directory of Federally Supported Information Analysis Centers, Third Edition, (11) 26408-2.2
- Directory of Information Resources in the U.S., (11) 26408-2
- Directory of National Unions and Employee Associations, 1973, (12) 6724-3
- Directory of On-Going Research in Smoking and Health, 1974, (7) 4214-3
- Directory of Recipients: Housing and Community Development Act of 1974, (11) 21248-11
- Directory of Sources of Energy Data Elements and Characteristics, (11) 9308-4.3
- Directory Series, Bureau of Labor Statistics, (10) 6706-1
- Disability and Work Adjustment, (7) 4746-6.24
- Disability Beneficiaries Eligible for Medicare, July 1, 1973, (7) 4746-2.61
- Disposition of Public Assistance Cases Involving Questions of Fraud, FY73, (7) 4824-13
- Distribution and Relative Abundance of Fishes in Newport River, North Carolina, (11) 2168-12

- Distribution by County of U.S. Families Living Below the Low-Income Level, (10) 2446-3.58
- Distribution of Duck Stamp Sales Within States During Fiscal Years 1962-71, (7) 5508-15
- Distribution of Loans Made by 6 Specified Types by Race or Ethnic Group, FY74, (12) 1184-2
- Distribution of Medical Specialty Manpower (Analytic Report Provided as Background for BHRD Paper on Medical Specialty Distribution), (11) 4458-32
- Documents and Committee Reports. Vital and Health Statistics Series 4, (10) 4147-4
- Doing Business with China, (11) 2026-2.49
- Domestic Crude Oil Pricing Policy and Related Production, (10) 26108-134
- Domestic Jet Trends, (11) 9148-26
- Domestic Production Capability 1974-88, (12) 9104-19.9
- Domestic Waterborne Shipping Market Analysis, Executive Summary, (10) 2128-14
- Domestic Waterborne Trade of the U.S., 1965-72, (10) 2128-13
- Drivers Licenses, 1973, (10) 7554-16
- Drug Abuse Warning Network (DAWN) Reports, (12) 6286-2
- Duck Stamp Data, (11) 5508-17
- Dynamics of the U.S. Tobacco Economy, (7) 1548-64
- Early Labor-Force Withdrawal of Men: Participants and Nonparticipants Aged 58-63, (7) 4742-1.319
- Earnings Differences in Machinery Manufacturing, (7) 6722-1.350
- Earnings Replacement from Social Security and Private Pensions: Newly Entitled Beneficiaries, 1970, (10) 4746-7.13
- Earthenware Table and Kitchen Articles: Investigation No. 7-114 (TEA-I-2) Under Section 301(b) of the Trade Expansion Act of 1962, (10) 9886-3.2
- Econometric Models of Cash and Futures Prices of Shell Eggs, (7) 1548-63
- Economic Analysis of Oil Shale Operations Featuring Gas Combustion Retorting, (12) 5608-28
- Economic Analysis of the Junk Automobile Problem, (11) 5608-21
- Economic and Logistical Impact Resulting From the Announced Closure of Fort MacArthur, (12) 26108-148
- Economic Censuses of Outlying Areas, 1972. Puerto Rico: Manufactures, (11) 2591-4
- Economic Damages to Household Items from Water Supply Use, (7) 9208-26
- Economic Development Administration: Indian Program, June 30, 1974, (7) 2064-3
- Economic Developments and Policies: A Report of the Council of Economic Advisers, (7) 208-1
- Economic Evaluation of Total Energy, (11) 5188-5
- Economic Growth of OECD Countries, 1963-73, (10) 7146-1.8
- Economic Growth Trends, (10)(12) 7206-1
- Economic Impact of Controlling Surface Water Runoff from Point Sources in U.S. Hog Production, (7) 1588-20
- Economic Impact of Discontinuing Aldrin Use in Corn Production, (7) 1568-149
- Economic Reports of the Federal Trade Commission, (12) 9406-1
- Economic Research Studies of the Economic Development Administration: An Annotated Bibliography, (12) 2068-9
- Economic Review, Federal Reserve Bank of Richmond, (7)(11)(12) 9389-1
- Economic Stabilization Program Quarterly Report, (10) 9152-1
- Economic Status of Black Persons: Findings from Survey of Newly Entitled Beneficiaries, (7) 4742-1.321
- Economic Tables, (7) 1548-58
- Economics of Agriculture: Reports and Publications Issued or Sponsored by USDA's Economic Research Service. July 1972-June 1973, (12) 1504-2
- Economics of Children's Television: An Assessment of the Impact of a Reduction in the Amount of Advertising, (11) 9288-3
- Economics of Federal Subsidy Programs. Part 8: Selected Subsidies, (7) 23848-37
- Economics of Inflation, (10) 9387-6
- Economics of Large Wheat Farms in the Great Plains, (7) 1548-59
- Educational Attainment in the U.S.: Mar. 1973 and 1974, (12) 2546-1.274
- Effect of Escalators on Wages in Major Contracts Expiring in 1974, (7) 6722-1.348
- Effect of Special Procedures to Improve Coverage in the 1970 Census, 1970 Census of Population and Housing, (12) 2557-13
- Effect of Speed on Truck Fuel Consumption Rates, (7) 7558-14
- Effect of the Energy Crisis on Employment, (7) 6722-1.353
- Effectiveness of Compensatory Education. Summary and Review of the Evidence, (11) 4508-23
- Effects of Land Use and Retention Practices on Sediment Yields in the Stony Brook Basin, New Jersey, (10) 5666-5.12
- Effects of Pollution Abatement on International Trade: II, (7) 21644-1
- Effects of Task Delegation On the Requirements for Selected Health Manpower Categories in 1980, 1985, and 1990, (10) 4458-39
- Effects of the OASDI Benefit Increase in June 1974, (7) 4746-11.24
- Egg Marketing Report, (7) 1008-8.5
- Eighteenth Annual Report on Trade Agreements Program, (10) 21784-10
- Eighteenth Session of the UN Statistical Commission, (12) 102-1.312
- Electric Lighting Fixtures, 1973, (7) 2506-2.93
- Electric Load Supply Situation, 1974-75 Winter Load, (11) 9354-13
- Electric Test and Distributing Equipment Industry, June 1971, (10) 6746-4.22
- Electric Utility Policy Issues, (7) 25448-22
- Electric Utility Use of Gas for Electric Power Generation: A Projection for the 1974-75 Winter Season, (10) 9352-2.12
- Electron, Proton, and Similar Microscopes and Diffraction Apparatus: Investigation No. TEA-I-24 Under Section 301(b)(1) of the Trade Expansion Act of 1962, and Section 9 of the Educational, Scientific, and Cultural Materials Importation Act of 1966, (10) 9886-3.24
- Electronic Components and Accessories Industry, June 1971, (11) 6746-4.24
- Electronic Components: Global Market Survey, (11) 2026-1.12
- Elemental Composition of Coal Mine Dust, (12) 5608-26
- Emergency Employment Act: Placing Participants in Nonsubsidized Jobs and Revising Hiring Requirements, (7) 26108-122
- Emergency Loan Guarantee Board, 3rd Annual Report, (7) 12304-1
- Empirical Tests of Input-Output Forecasts: Review and Critique, (7) 2706-5.14
- Employee Training in the Federal Service, FY73, (7) 9844-12
- Employment and Earnings, (12) 6742-2
- Employment and Unemployment During the First Half of 1974, (7) 6722-1.352
- Employment and Wages: Quarterly Summary of Workers Covered by State Unemployment Insurance Laws and Unemployment Compensation for Federal Employees, (7) 6742-11
- Employment Growth in the Ozarks States, 1960-70, (12) 1598-106
- Employment in Agricultural and Agribusiness Occupations, (7)(12) 1546-1
- Employment in the Atomic Energy Field, 1973, (7) 6722-1.362
- Employment of High School Graduates and Dropouts, Oct. 1973, (12) 6746-1.168
- Employment of Life Scientists Up in 1974: Accounts for Nearly All Growth of Scientists and Engineers in Doctorate-Granting Institutions, (10) 9626-2.43
- Employment of Major Local Governments, 1972 Census of Governments, (7) 2455-1
- Employment Opportunities in the Federal Government for the Physically Handicapped, (10) 26108-138
- Employment Profiles of Minorities and Women in 20 Large SMSA's, 1972, (12) 9244-2
- Employment Situation, (10) 6742-5
- Encephalitis, Annual Summary, 1972, (7) 4205-17
- Energy Conservation Program Guide for Industry and Commerce, (7) 2218-18
- Energy Demand Patterns of Eleven Major Industries, (11) 9108-43
- Energy Distribution Research Task Force Report; Technical Advisory Committee on Research and Development, (7) 9358-21.1
- Energy Purchased by REA Borrowers, 1973. 35th Annual Report, (12) 1244-5
- Energy Research and Development: A Selected Reading List, (11) 9108-41
- Energy Research Program of the U.S. Department of the Interior, (7) 5308-6
- Energy Transportation Security Act, (12) 25268-25
- Enforcement of Federal Mine Health and Safety Laws, (7) 21408-11
- Engines and Turbines Industry, June 1971, (10) 6746-4.59
- Environmental Information Summaries, (12) 2156-8
- Environmental Monitoring and Disposal of Radioactive Wastes from U.S. Naval Nuclear-Powered Ships and Their Support Facilities, 1973, (12) 9232-1.316

**Titles**

- Environmental Radiation Effects of Nuclear Facilities in New York State, (7) 9232-1.308
- Environmental Radiation Measurements in the Vicinity of a Boiling Water Reactor: HASL Data Summary, (7) 9102-2.311
- Environmental Radioactivity: New Zealand National Radiation Laboratory Annual Report for 1973, (10) 9102-2.316
- Environmental Radioactivity Surveys for Nuclear Power Plants in North Taiwan, Report for 1973, (10) 9102-2.315
- Environmental Research Task Force Report: Technical Advisory Committee on Research and Development, (10) 9358-21.2
- Environmental Surveillance at Hanford for 1973, (11) 9104-18
- Environmental Survey of the Uranium Fuel Cycle, (11) 9108-36
- EPA Reports Bibliography Supplement, (7) 9188-1
- EPA's Position on the Health Implications of Airborne Lead, (10) 9198-34
- Epidemiology of Organochlorine Insecticides in the Adipose Tissue of Israelis, (10) 482-1.313
- Equal Opportunity in Suburbia: Report of the U.S. Commission on Civil Rights, (7) 11048-34
- Estimate of Motor-Fuel Use, 1974, (10) 7554-13
- Estimate of State Highway-User Tax Receipts, 1974, (10) 7556-2.16
- Estimate of the Economics of Uranium Concentrate Production from Low-Grade Sources, (12) 9104-19.10
- Estimate of 1974 Motor-Vehicle Registrations, (7) 7554-12
- Estimated Federal Expenditures on Domestic Transportation, Capital Improvement and Operating Programs: By State, FY57-71, (12) 7308-32
- Estimated Nationwide Cost of Finding and Producing Non-Associated Gas, (12) 9358-26.1
- Estimated Retail Food Prices by Cities, (7) 6762-4
- Estimates of Needy Children in National School Lunch Program Eligible for and Reached with Free or Reduced Price Lunches, (12) 1362-7
- Estimates of the Population of Alaska Census Divisions and Metropolitan Areas: July 1, 1972 and 1973, (10) 2546-3.32
- Estimates of the Population of California Counties and Metropolitan Areas: July 1, 1972 and 1973, (10) 2546-3.33
- Estimates of the Population of Counties and Metropolitan Areas (State Reports 72-86), July 1, 1972 and 1973, (7) 2546-4.10
- Estimates of the Population of Counties and Metropolitan Areas (State Reports 87-93), July 1, 1972 and 1973, (10) 2546-4.11
- Estimates of the Population of Metropolitan Areas, 1972 and 1973, and Components of Change, Since 1970, (12) 2546-3.36
- Estimates of the Population of New York Counties and Metropolitan Areas: July 1, 1972 and 1973, (7) 2546-3.27
- Estimates of the Population of States: July 1, 1973 and 1974 (Advance Report), (10) 2546-3.21
- Estimates of the Population of States with Components of Change, 1970 to 1973, (10) 2546-3.34
- Estimates of the Population of the U.S., by Age, Sex, and Race: July 1, 1974 and Apr. 1, 1970, (7) 2546-3.28
- Estimates of the Population of the U.S. to [beginning of specified month], (7)(10)(11)(12) 2546-3.24
- Estimating Water Quality Benefits, (12) 9208-37
- European Community Increases Midseason Prices, (12) 1522-1.338
- Evaluating the Upstream Watershed Protection and Flood Prevention Program: Arkansas-White-Red Water Resource Region, (7) 1588-21
- Evaluation of Advanced Converter Reactors, (11) 9108-33
- Evaluation of Coal-Gasification Technology, (7) 5348-1
- Evaluation of Efforts to Determine Nutritional Health of the U.S. Population, (7) 26108-118
- Evaluation of Heating Loads in Old Residential Structures, (11) 5186-1.7
- Evaluation Procedure for a Nuclear Medical Dept, (11) 9232-1.314
- Exchangeable Coupon Gas Rationing, (7) 1502-3.306
- Executive Manpower in the Federal Service, (12) 9844-25
- Eximbank in the World Marketplace Annual Report, FY74, (11) 9254-1
- Expansion of the Fertilizer Industry in the Philippines, (7) 9808-26
- Expansion Possibilities for the Livestock Feeding and Beef Packing Industry in Montana, (12) 1128-17
- Expenditures for Staff Development and Training Activities, FY73, (7) 4824-12
- Export Fact Sheet, (12) 1522-1.344
- Export-Import Bank of the U.S. Cooperative Financing Facilities Releases, (7) 9252-1
- Export-Import Bank of the U.S.: Cumulative Records, (11) 9254-2
- Export-Import Bank of the U.S.: Direct Loan/Financial Guarantee Activity, (11) 9252-2
- Export Opportunities for Vietnam Agricultural Products in Selected European Markets: France, Germany, and the Netherlands, (7) 1536-1.19
- Export Performance and Economic Dynamism: The Factor Analysis Approach, (10) 9886-2.7
- Export Price Rises Moderated During First Quarter of 1974, (7) 1522-1.325
- Exports: Grain, Oilseeds, Cotton, (10) 1621-20
- Exports: World Area by Commodity Groupings, (7) 2424-5.2
- Extent and Development of Urban Flood Plains, (10) 5668-12
- External Research Studies, Bureau of Intelligence and Research, (11) 7146-3
- Eyeglass Frames: Investigation No. TEA-I-10 Under Section 301(b) of the Trade Expansion Act of 1962, (10) 9886-3.10
- FAA Aircraft Program Data Feedback, FY74, (11) 7502-3
- FAA Statistical Handbook of Aviation, 1972, (7) 7504-1
- Factors Associated with Level-of-Living in Washington County, Miss., (7) 1598-101
- Factors Influencing Variations in Distribution of Dental Manpower in an Urban Area, (7) 4102-1.329
- Facts and Figures on Older Americans, (11) 4846-1
- Facts of Life and Death, (7) 4148-4
- Fair Auto Insurance Rates, (7) 25308-1
- Fall Enrollment in Higher Education, 1972, (11) 4604-6
- Fall Water Supply Summary for Utah, (7) 1264-6
- Families by Race or Ethnic Group Served Through Associations, Cooperatives and Organizations During FY74, (12) 1184-10
- Family (Money) Income 1947-71: Summarizing 25 Years of a Summary Statistic, (7) 2626-2.35
- Family Background, Early Development, and Intelligence of Children 6-11 Years, (10) 4147-11.142
- Family Budget Studies, (11) 6766-3
- Family Planning: Analysis of Laws and Policies in the U.S., (12) 4278-1
- Family Planning Digest, (12) 4272-1
- Famine and the World Situation, (12) 25588-14
- Famine Threatens Across African Continent, (11) 7146-2.16
- Farm Characteristics, Production, and Land Resources, by Production Areas of the North Central Region, (7) 1598-105
- Farm Credit Facts, FY74, (12) 9262-1
- Farm Family Incomes and Farmers' Incomes Improve at Different Rates, (10) 1544-1.5
- Farm Finance, 1969 Census of Agriculture, (7) 2339-11
- Farm Income in 1973 and Outlook for 1974, (10) 2702-1.334
- Farm Income Situation, (7) 1541-2
- Farm Income: State Estimates, 1949-73, (7) 1541-3
- Farm Population Estimates for 1973, (7) 1594-1
- Farm Population of the U.S.: 1973, Current Population Rpts, (7) 2544-1
- Farm Real Estate Market Developments, (7) 1541-8
- Farm Real Estate Taxes, Recent Trends and Developments, (12) 1544-5
- Farm-Retail Price Spreads for Red Meat: Report of a Special Task Force to Earl L. Butz, Secretary of Agriculture, (7) 1008-9
- Farmers' Use of Pesticides in 1971: Quantities, (7) 1588-2
- Farming in the City's Shadow: Urbanization of Land and Changes in Farm Output in SMSA's, 1960-70, (7) 1548-57
- Farmland Leasing and Uncertainty, (10) 1544-1.10
- Farmland Use Values Versus Market Prices: In Three Oregon Land Markets, (12) 1548-67
- Fats and Oils Situation, (11) 1561-3
- Fats in Food and Diet, (12) 1708-16
- FBI Annual Report, 1974, (12) 6224-1
- FDIC Annual Report, 1973, (10) 9294-1
- Feasibility of Emission Standards Based on Particle Size, (7) 9198-27
- Federal and State Laws Pertaining to Methadone, (10) 4498-2
- Federal Assistance to Desegregating School Districts, (12) 4508-9

- Federal Bureau of Prisons Statistical Report, FY73, (11) 6244-1
- Federal Civilian Employment by Geographic Area, Annual Report, Dec. 31, 1972, (11) 9844-8
- Federal Civilian Employment: Women, 1973 Study, (12) 9844-7
- Federal Civilian Manpower Statistics, (7)(10)(11)(12) 9842-1
- Federal Claims Collection Act of 1966: Progress and Problems, (7) 26108-130
- Federal Communications Commission 39th Annual Report, FY73, (10) 9284-4
- Federal Data Banks and Constitutional Rights, (7)(11) 25528-20
- Federal Energy Management Program, FY74, (12) 9304-5
- Federal Financing Bank News: Summary of Lending Activity, (11) 9322-1
- Federal Funding in Higher Education: Academic Science Shows Decline in FY73, (7) 9626-2.37
- Federal Government, Directory of Information Resources in the U.S., (11) 26408-2.1
- Federal Government Sources on Crimes Against Business, (12) 2048-21
- Federal Grants to State and Local Government, FY73, (10) 4742-1.323
- Federal Home Loan Bank Board Journal, (12) 9312-1
- Federal Information Processing Standards Index, (7) 2216-2.13
- Federal Information Processing Standards Publications, (7) 2216-2
- Federal Mediation and Conciliation Service, 26th Annual Report, FY73, (12) 9344-1
- Federal Plan for Marine Environmental Prediction, FY75, (12) 2144-3
- Federal Plan for Meteorological Services and Supporting Research, FY75, (7) 2144-2
- Federal Power Commission National Power Survey Task Force Reports, (7)(10) 9358-21
- Federal Prison Industries, Inc., Board of Directors Annual Report, 1973, (10) 6244-3
- Federal R&D Funding for FY75 Continues to Decline as a Share of the Total Budget, (10) 9626-2.42
- Federal R&D Priorities Shifted in FY75, (7) 9626-2.40
- Federal Reserve Bank of Richmond, 1973 Annual Report, (7) 9389-2
- Federal Reserve Bank Reviews, Selected Subjects 1950-72, (12) 9387-7
- Federal Reserve Bulletin, (7) 9362-1
- Federal Reserve System: Purposes and Functions, (12) 9368-20
- Federal Reserve Weekly Statistical Releases, (7) 9365-1
- Federal Retirement Systems: Key Issues, Financial Data, and Benefit Provisions, (7) 26108-115
- Federal Role in the Support of Graduate Science and Engineering Education, (12) 9626-1.22
- Federal Scientific and Technical Personnel Decline in 1973, (10) 9626-2.44
- Federal-State Cooperative Program for Local Population Estimates. Current Population Reports Series P-26, (7)(10) 2546-4
- Federal-State-Local Finances: Significant Features of Fiscal Federalism, 1973-74 Edition, (7) 10044-1
- Federal-State Relations in Gas Pipeline Safety, (7) 7308-24
- Federal Strategy for Drug Abuse and Drug Traffic Prevention, 1974, (10) 17454-1
- Federal Subsidy Programs, (11) 23848-40
- Federal Support to Universities, Colleges, and Selected Nonprofit Institutions, FY72. A Report to the President and Congress, (7) 9624-4
- Fee Licenses Issued, (7) 9302-7
- Feed Situation, (7)(12) 1561-4
- Feldspar and Related Minerals in 1973: Mineral Industry Surveys Annual, Advance Summary, (12) 5614-5.10
- Female Family Heads, (7) 2546-2.50
- Fertilizer Alternatives for Ghana, (7) 9808-24
- Fertilizer Marketing System, (7) 9806-3
- Fertilizer Marketing System in Japan, (7) 9806-3.2
- Fertilizer Marketing System in Taiwan, (7) 9806-3.1
- Fertilizer Production in Mexico, (7) 9806-3.3
- Fertilizer Situation, 1975, (12) 1561-5
- Fertilizer Supply, 1973-74, (7) 1804-6
- Fertilizer Supply, Demand, and Prices, (7) 25168-12
- FHA Homes, 1972: Data for States and Selected Areas on Characteristics of FHA Operations Under Section 203, (7) 5144-1
- FHA Mobile Home Loans Insured, (7) 5142-10
- Fibrous Glass, 1973, (7) 2506-2.54
- Field Seed Stocks: Dealer Stocks of Field Seeds, (7) 1621-17.4
- Fifth Annual Report of Operations Under the Airport and Airway Development Act, (12) 7504-5
- Fifth Annual Report of the Council on Environmental Quality, (12) 484-1
- Fifth District Figures, Federal Reserve Bank of Richmond, (7) 9389-4
- Final Divorce Statistics, 1971, Summary Report, (11) 4146-5.16
- Final Mortality Statistics, 1972, Summary Report. Part II: Cause of Death, (11) 4146-5.15
- Finances of Municipalities and Township Governments, 1972 Census of Governments, (7) 2457-4
- Financial and Operating Statistics, Class I Railroads, (11) 9482-6
- Financial Assistance for Improved Educational Services for Handicapped Children, (12) 21348-15
- Financial Developments, Monthly Memos, (12) 9381-2
- Financial Developments in the Second Quarter of 1974, (7) 9362-1.310
- Financial Institutions Act, 1973, (12) 25248-16
- Financial Statistics of Institutions of Higher Education: Current Funds Revenues and Expenditures, 1971-72, (7) 4604-10
- Financial Structure of the Foreign Affiliates of U.S. Direct Investors, (10) 2078-3
- Financing Future Farm Production: A Look at Three Scenarios, (10) 1544-1.2
- Financing Small Farms: Brazilian Experience 1965-69, (10) 1544-1.6
- Findings of the 1973 AFDC Study, (11) 4826-1
- Fire Extinguishers. Hazard Analysis, (11) 9166-3.3
- Fireworks Injuries. Hazard Analysis, (11) 9166-3.2
- First National Assessment of Musical Performance, (10) 4516-3.6
- Fiscal Policy and the Energy Crisis, (7) 25368-24
- Fiscal Year 1974 Tabulation of Data from National Electronic Injury Surveillance System (NEISS), (12) 9164-1
- Fiscal 1974 Exports Under Government-Financed Programs Moved Below Billion Dollar Mark, (12) 1522-1.339
- Fish Kills Caused by Pollution in 1972, (7) 9204-3
- Fish Meal and Oil, 1973 Annual Summary, (12) 2166-6.8
- Fisheries of Chile, 1971, (7) 2166-9.21
- Fisheries of Denmark, 1971, (7) 2166-9.5
- Fisheries of Denmark, 1973, (7) 2166-10.8
- Fisheries of Ghana, 1972, (7) 2166-10.2
- Fisheries of Iceland, 1971, (7) 2166-9.2
- Fisheries of Indonesia, (7) 2166-8.15
- Fisheries of Indonesia, 1972, (7) 2166-10.4
- Fisheries of Kenya, 1973, (7) 2166-10.5
- Fisheries of Mauritania, 1971, (7) 2166-9.7
- Fisheries of Mexico, (7) 2166-8.10
- Fisheries of New Zealand, 1971, (7) 2166-9.9
- Fisheries of Pakistan, 1972, (7) 2166-10.1
- Fisheries of Panama, 1971-72, (7) 2166-9.8
- Fisheries of Peru, 1972-73, (7) 2166-10.6
- Fisheries of Senegal, 1971, (7) 2166-8.14
- Fisheries of Sierra Leone, 1970-71, (7) 2166-8.13
- Fisheries of Taiwan, 1971, (7) 2166-8.17
- Fisheries of Tanzania, 1972, (7) 2166-10.9
- Fisheries of Thailand, 1970, (7) 2166-8.5
- Fisheries of The Gambia, 1973, (7) 2166-10.3
- Fisheries of the Ivory Coast, 1972, (7) 2166-9.19
- Fisheries of the Philippines, FY71, (7) 2166-8.12
- Fisheries of the Republic of Korea, 1971, (7) 2166-9.3
- Fisheries of Venezuela, 1970, (7) 2166-8.4
- Fisheries of Venezuela, 1970-71, (7) 2166-9.13
- Fisheries Statistics of Japan, 1970, (7) 2166-9.6
- Fisheries Statistics of Japan, 1972, (7) 2166-10.10
- Fishery Publications, 1973: Lists and Indexes, (10) 2164-5
- Fishery Statistics of the U.S., 1971, (11) 2164-2
- Fishing Industry of Denmark, 1972, (7) 2166-9.20
- Fishing Industry of Iceland, 1972, (7) 2166-9.17
- Fishing Industry of Ireland, 1972, (7) 2166-9.18
- Flat Glass and Tempered Glass: Investigation No. TEA-I-15 Under Section 301(b)(1) of the Trade Expansion Act of 1962, (10) 9886-3.15
- Flat Glass and Tempered Glass: Investigation No. TEA-I-23 Under Section 301(b)(1) of the Trade Expansion Act of 1962, (10) 9886-3.23
- Flat Glass Industry, May 1971, (11) 6746-4.68

**Titles**

- Floods from Small Drainage Areas in California: A Compilation of Peak Data Oct. 1958 to Sept. 1973, (12) 5668-15
- Floor Covering Mills, SIC Industry Group 227: 1972 Census of Manufactures Industry Series, (11) 2493-1.14
- Florida Landings, (7) 2166-4.11
- Flow of Funds Accounts, 1965-73, Annual Total Flows and Year-End Assets and Liabilities, 1974 Supplement, (10) 9364-3
- Flowchart Symbols and Their Usage in Information Processing: Software Documentation, (7) 2216-2.25
- Flue-Cured Tobacco Production Costs and Prices, 1972-74, (7) 1561-10.302
- Flue Gas Desulfurization, Installations and Operations, (10) 9198-32
- Fluorspar in 1973: Mineral Industry Surveys Annual Advance Summary, (12) 5614-5.11
- Fluvial Sediment in Hocking River Subwatershed 1 (North Branch Hunters Run), Ohio, (10) 5666-5.9
- Fluvial Sediment in Kiowa Creek Basin Colorado, (10) 5666-5.1
- Fluvial Sediment in Salem Fork Watershed, West Virginia, (10) 5666-5.11
- Fluvial Sediment in the Drainage Area of K-79 Reservoir Kiowa Creek Basin Colorado, (10) 5666-5.2
- Fluvial Sediment in the Little Arkansas River Basin Kansas, (10) 5666-5.3
- Food and Agricultural Export Directory, 1974, (7) 1926-1.9
- Food and Nutrition Programs: Annual Statistical Review, FY74 Preliminary Report, (12) 1364-1
- Food Consumption, Prices, Expenditures: Supplement for 1973, (12) 1544-4
- Food Stamp Eligibility for Supplemental Security Income Recipients, (7) 4746-11.28
- Football, Activity and Related Equipment: Summarization of 112 In-Depth Investigations, (11) 9166-2.1
- Foreign Agricultural Economic Reports, (7) 1536-2
- Foreign Agricultural Service Miscellaneous Service Reports, (7)(10)(11)(12) 1926-1
- Foreign Agricultural Trade of the U.S., (10)(12) 1522-1
- Foreign Agriculture, (7)(10)(11)(12) 1922-2
- Foreign Agriculture Circular: Canned Deciduous Fruits, (10)(12) 1925-7
- Foreign Agriculture Circular: Cocoa, (12) 1925-9
- Foreign Agriculture Circular: Coffee, (7)(10) 1925-5
- Foreign Agriculture Circular: Cotton, (7)(11)(12) 1925-4
- Foreign Agriculture Circular: Dairy, (7)(10)(11) 1925-10
- Foreign Agriculture Circular: Dried Fruits, (7) 1925-21
- Foreign Agriculture Circular: Grains, (7)(11)(12) 1925-2
- Foreign Agriculture Circular: Livestock and Meat, (7)(12) 1925-3
- Foreign Agriculture Circular: Livestock and Meat; U.S. Exports and Imports, (7)(10)(11) 1925-20
- Foreign Agriculture Circular: Oilseeds and Products, (11)(12) 1925-1
- Foreign Agriculture Circular: Oilseeds and Products, (11)(12) 1925-1
- Foreign Agriculture Circular: Poultry and Eggs, (7)(12) 1925-11
- Foreign Agriculture Circular: Sugar, (7) 1925-14
- Foreign Agriculture Circular: Tea and Spices, (7)(10) 1925-15
- Foreign Agriculture Circular: Tobacco, (7)(11) 1925-16
- Foreign Agriculture Circular: Vegetable Fibers, (12) 1925-17
- Foreign Claims Settlement Commission of the U.S. Annual Report to Congress, 1973, (11) 9424-1
- Foreign Direct Investments in the U.S. in 1973, (11) 2702-1.340
- Foreign Direct Investors in the U.S., (12) 2028-7
- Foreign Economic Reports, (7) 2706-4
- Foreign Economic Trends And Their Implications for the U.S., (7)(11)(12) 2026-3
- Foreign Feed Use of Grain, 1974-75, (11) 1925-2.24
- Foreign Fisheries Leaflets, 1972 Reports, (7) 2166-8
- Foreign Fisheries Leaflets, 1973 Reports, (7) 2166-9
- Foreign Fisheries Leaflets, 1974 Reports, (7) 2166-10
- Foreign Fisheries Leaflets, 1974 Reports, (10) 2166-10
- Foreign Investment in the U.S., (10) 21388-18
- Foreign Medical Graduates and Physician Manpower in the U.S., (10) 4458-37
- Forest Service Research Accomplishments, 1973, (7) 1204-14
- Foundation Support for Mental Health and Related Services, (10) 4228-34
- FPC News, (7)(10)(11)(12) 9352-2
- Freight Commodity Statistics, 1972. Motor Carriers of Property, (12) 9484-3
- Fresh Fruit and Vegetable Prices, 1973, (7) 1311-8
- Fresh Fruit and Vegetable Shipments-Unloads, 1973, (7) 1311-4
- From the Social Security Survey of the Disabled: 1966, (7) 4746-6
- Frozen Fishery Products (Preliminary), (7) 2166-6.7
- Fruit Situation, (7) 1561-6
- Fruits: Production, Use, and Value, (7)(10) 1621-18
- FSLIC-Insured Savings and Loan Associations: Combined Financial Statement, 1973, (7) 9314-2
- FTC Line of Business Reporting Program, Bureau of Economics Staff Report, (7) 9408-8
- FTC Report on Mergers and Acquisitions, (12) 9404-3
- Fuels and Electric Energy Consumed (Supplement), 1972 Census of Manufactures, (10) 2499-6
- Fundamental Changes Needed to Achieve a Uniform Government-Wide Overseas Benefits and Allowances System for U.S. Employees, (10) 26108-137
- Fundamental Changes Needed to Achieve a Uniform Government-Wide Overseas Benefits and Allowances System for U.S. Employees, (12) 26108-137
- Fur Goods, Hats, Caps, Millinery, and Miscellaneous Apparel Industry, May 1971, (7) 6746-4.37
- Fur Seal Investigations, 1969, (11) 2168-11
- FY73 Statistics and Historical Tables: Child Feeding Programs, Family Food Assistance Programs, (12) 1364-5
- Gas Turbine Electric Plant Construction Cost and Annual Production Expenses, (11) 9354-19
- Gasoline, Diesel, and Heating Oil Shortages, (7) 21648-9
- Gemstones in 1973: Mineral Industry Surveys Annual Advance Summary, (12) 5614-5.12
- General Aviation Activity Survey, 1972, (10) 7508-3
- General Description of the Federal Information Processing Standards Register, (7) 2216-2.1
- General Imports: Commodity Groupings by World Area, (11) 2424-2.1
- General Imports: World Area by Commodity Groupings, (12) 2424-2.2
- General Industrial Machinery Industry, June 1971, (12) 6746-4.11
- General Information System for Educational Technology (ETGIS): A Conceptual Scheme, (7) 4658-5
- Generation and Sales Statistics, Calendar Year 1973, (7) 5912-1
- Geographic Base (DIME) File System: A Forward Look, (10) 2446-4.5
- Geographical Descriptions of Community Mental Health Catchment Areas in Regions 1-10: 1973, (10) 4228-35
- Geology and Resources of Foreign Uranium Deposits, (12) 9104-19.11
- Global Market Surveys, (11) 2026-1
- Gloves and Mittens, 1973, (7) 2506-2.28
- Gordon Committee 10 Years Later, (7) 102-1.308
- Gorgas Memorial Institute of Tropical and Preventive Medicine, (11) 21388-17
- Governing Boards of County Governments: 1973, (10) 2466-3.9
- Government Employment, (11) 2466-1
- Government Finances Series, (7)(10)(11) 2466-2
- Governmental Finances in 1972-73, (10) 2466-2.5
- Grain Mill Products Industry, June 1971, (11) 6746-4.65
- Grain Stock Issues and Alternatives: A Progress Report, (7) 1548-62
- Grant Awards for FY74, Intergovernmental Personnel Act, (11) 9844-19
- Grant-In-Aid For Fisheries: Program Activities, 1974, (10) 2164-3
- Grants to Improve Bus Transit Systems: Progress and Problems, (12) 26108-150
- Graphite in 1973: Mineral Industry Surveys Annual Advance Summary, (12) 5614-5.13
- Great Lakes Fisheries Annual Summary, 1972, (7) 2166-3.5
- Great Lakes Ice Cover: Winter 1972-73, (11) 2174-5
- Great Lakes Water Quality, (11) 14644-1
- Greeting Cards; Bookbinding; Printing Trade Services, SIC Industry Groups 277, 278, and 279: 1972 Census of Manufactures Industry Series, (11) 2493-1.33



- Gross Gallons of Motor Gasoline Sold, 1972, (7) 7556-2.9
- Gross National Product: Growth Rates and Trend Data by Region and Country, (10) 7204-9
- Ground Water Contamination in the Northeast States, (7) 9208-25
- Growth and its Implications in the Nuclear Fuel Cycle, (12) 4064-4.4
- Growth in Egypt's Agricultural Imports Continues, (7) 1522-1.328
- Guidelines for Describing Information Interchange Formats: Software Documentation, (7) 2216-2.21
- Guidelines for Registering Data Codes: Federal General Data Standard Representations and Codes, (7) 2216-2.20
- Guidelines on Sampling and Statistical Methodologies for Ambient Pesticide Monitoring, (12) 488-10
- Gulf Coast Shrimp Data, (7) 2166-4.17
- Gum and Wood Chemicals and Miscellaneous Chemical Products, Apr. 1971, (11) 6746-4.56
- Gypsum in 1973: Mineral Industry Surveys Annual Advance Summary, (12) 5614-5.14
- Haiti: Background Notes, (12) 7006-2.59
- Handbook of Agricultural Charts, 1974, (12) 1504-3
- Handbook of Airline Statistics, 1973 Edition, (12) 9144-4
- Handbook of Labor Statistics, 1974, (11) 6724-1
- Handbook of Noise Ratings, (11) 9508-10
- Hardwood Plywood, 1973, (11) 2506-2.32
- Has the Potential Output of the U.S. Economy Been Misstated?, (12) 6722-1.378
- Hatters' Fur: Investigation No. 7-115 (TEA-I-3) Under Section 301(b) of the Trade Expansion Act of 1962, (10) 9886-3.3
- Hawaii Fisheries Annual Summary, 1972, (7) 2166-3.4
- Hazard Analyses, (11)(12) 9166-3
- Head Start Services to Handicapped Children, (11) 4024-4
- Health and Safety Laboratory: Fallout Program, Quarterly Summary Report, (7)(10) 9102-2
- Health Care Facilities, Existing and Needed: Hill-Burton State Plan Data as of Jan. 1973, (12) 4264-3
- Health Consequences of Sulfur Oxides: A Report from CHESS, 1970-71, (10) 9198-31
- Health Effects of Air Pollution, (11) 25648-16.2
- Health Information for International Travel: Supplement to the Morbidity and Mortality Weekly Report, (7) 4204-11
- Health Insurance for the Aged: Hospital and Skilled Nursing Facility Admissions, FY73, (12) 4746-2.64
- Health Insurance Statistics Notes, (7)(12) 4746-2
- Health Maintenance Organizations: Their Potential Impact on Health Manpower Requirements, (10) 4458-38
- Health Professions Educational Assistance Act of 1974, (11) 25548-36
- Hearing Aid Performance Measurement Data and Hearing Aid Selection Procedures, Contract Year 1974, (7) 9924-5
- Heating and Cooling Degree Day Data, (12) 2156-8.14
- Helios-A Solar Probe, (12) 9506-2.4
- HF Spectral Activity in the Washington, D.C. Area, (11) 9232-1.313
- Hidden Waste: Potentials for Energy Conservation, (7) 21408-14.1
- High Chairs. Hazard Analysis, (11) 9166-3.9
- Highlights of U.S. Crop Report as of Aug. 1, 1974, (7) 1621-1.11
- Highlights of U.S. Crop Report as of July 1, 1974, (7) 1621-1.10
- Highlights of U.S. Crop Report as of Nov. 1, 1974, (11) 1621-1.14
- Highlights of U.S. Crop Report as of Oct. 1, 1974, (10) 1621-1.13
- Highlights of U.S. Crop Report as of Sept. 1, 1974, (7) 1621-1.12
- Highlights of Winter Wheat Report, (12) 1621-1.16
- Highway Safety Literature, (7) 7762-1
- Highway Statistics: Prereleased Tables, (7) 7556-2
- Highway Statistics: Prereleased Tables, (10)(12) 7556-2
- Highway Use of Gasoline by Months, 1973, (10) 7556-2.15
- Highway Use of Motor-Fuel by Months, 1973, (10) 7556-2.12
- Highway Vehicle Speeds, 1973-74, (12) 7768-5
- HIP Incentive Reimbursement Experiment: Utilization and Costs of Medical Care, 1969 and 1970, (12) 4742-1.326
- Hired Farm Working Force of 1973, Statistical Report, (7) 1594-2
- Historical Chart Book, 1974, (10) 9364-2
- Historical Statistics on Governmental Finances and Employment, 1972 Census of Governments, (12) 2460-4
- History of Agricultural Finance Research in the Economic Research Service, (10) 1544-1.1
- History of Animal Plagues of North America: With an Occasional Reference to Other Diseases and Diseased Conditions, (11) 1008-7
- Holdings of Municipal Obligations, 31 Fourth District Reporting Banks, (7) 9377-3
- Hollerith Punched Card Code: Hardware Standard Interchange Codes and Media, (7) 2216-2.15
- Home and Project Mortgages Insured, (12) 5144-4
- Honey Production, (7) 1631-6
- Hop Stocks, (7) 1621-8
- Hospital Occupational Health Services Study: Environmental Health and Safety Control, (11) 4248-11
- Hospital Wastes, (12) 9218-18
- Hospitals: A County and Metropolitan Area Data Book, 1971, (7) 4144-8
- Household Appliances Industry, June 1971, (11) 6746-4.44
- Household China Tableware and Kitchenware: Investigation No. 7-113 (TEA-I-1) Under Section 301(b) of the Trade Expansion Act of 1962, (10) 9886-3.1
- Household Furniture Industry, June 1971, (7) 6746-4.25
- Household Money Income in 1973 and Selected Social and Economic Characteristics of Households, (7) 2546-6.4
- Households and Families, by Type: Mar. 1974 (Advance Data from Mar. 1974 Current Population Survey), (7) 2546-1.266
- Housing and Urban Development Trends, (7) 5002-1
- Housing Authorized By Building Permits and Public Contracts, (7) 2382-5
- Housing Authorized by Building Permits and Public Contracts, 1973, (7) 2384-2
- Housing Starts, Supplement: Characteristics of New Multiunit Residential Buildings, (7) 2388-6
- How Medical Students Finance Their Education, (11) 4458-7
- How Passenger Sedans in the Federal Government are Used and Managed, (10) 26108-136
- How U.S. Farm Exports Have Grown, (12) 1006-1.3
- HUD Supported New Communities: Project Visit Planner, (11) 5018-5
- HUD Survey Provides Data on Unsold New Sales Housing, (7) 5144-12
- Human Aging I: A Biological and Behavioral Study, (10) 4228-33
- Hydraulic Cement Industry, Apr. 1971, (7) 6746-4.18
- Ice Skates and Parts Thereof: Investigation No. TEA-I-9 Under Section 301(b) of the Trade Expansion Act of 1962, (10) 9886-3.9
- Illustrations of the Effect of the 5% Surcharge on Four Person Families, (10) 8008-3
- Immigrants Admitted as Professional, Technical and Kindred Workers, FY74, (12) 6264-1
- Immigration and Naturalization Service, 1973, (10) 6264-2
- Impact of Devaluations on Changes in U.S. Foreign Trade, (10) 9886-2.5
- Impact of Granting Most Favored Nation Treatment to the Countries of Eastern Europe and the People's Republic of China, (10) 9886-2.6
- Impact of Medicaid and an OEO Health Center on Use of Dental Services in an Urban Area, (7) 4102-1.330
- Impact of the Energy Crisis on State and Local Governments (1974), (12) 25408-14
- Implementation and Impact of Reductions in Civilian Employment, FY72, (7) 26108-113
- Implementation of the Code for Information Interchange and Related Media Standards: Hardware Standards Interchange Codes and Media, (7) 2216-2.8
- Import Fact Sheet, (12) 1522-1.345
- Importance of Service: Federal Support for Continuing Education, (11) 15214-1
- Imports and Exports of Fishery Products, Annual Summary 1973, (7) 2166-6.6
- Imports: Commodity by Country, (11) 2422-2
- Imports of Benzenoid Chemicals and Products, 1973, (7) 9884-2
- Imports of Fruits and Vegetables Under Quarantine, FY74, (10) 1522-1.335

**Titles**

**Approved For Release 2004/10/13 : CIA-RDP88-01315R000200290001-4**

- Imports of Oilseed and Meals Decline in Major Markets, (12) 1925-1.9
- Improved Government Assistance Can Increase U.S. Share of Foreign Engineering and Construction Projects, (10) 26108-143
- Improvements Needed in Examining and Selecting Applicants for Federal Employment, (7) 26108-109
- Improving the Export Distribution System for Fresh Fruits and Vegetables, (7) 1548-56
- Improving Working Life-The Role of European Unions, (7) 6722-1.358
- Incentives for Tire Recycling and Reuse, (7) 9218-11
- Incidence of Vasectomies Refused and Reasons for Refusal, (10) 4102-1.338
- Increasing Incomes of Farm Families Through Dual Employment, (10) 1544-1.9
- Increasing World Food Supplies: Crisis and Challenge, (10) 26108-142
- Index of Hourly, Synoptic and Autographic Original Records, (12) 2156-8.15
- Index to Foreign Market Reports, (12) 2022-1
- Index to Foreign Production and Commercial Reports, (12) 2022-1
- Index to Publications of the Manpower Administration: Jan. 1969 Through June 1974, (12) 6404-6
- Index to Selected 1970 Census Reports, (11) 2308-28
- Index to U.S. Geological Survey Computer Files Containing Daily Values for Water Parameters to Sept. 30, 1971, (12) 5666-7
- Index to Water-Quality Data Available from the U.S. Geological Survey in Machine Readable Form to Dec. 31, 1972, (12) 5666-6
- Indexed Bibliography of Office of Research and Development Reports, (11) 9182-2
- Indexes of Output per Man-Hour, Selected Industries, 1974 Edition, (7) 6824-1
- Indian Health Care Improvement Act, (12) 25448-21
- Indicators of Comparative East-West Economic Strength, 1973, (10) 7146-1.13
- Individual Oil Import Allocations, (7) 9304-3
- Indonesia, Background Notes, (10) 7006-2.65
- Industrial Chemicals Industry, June 1971, (12) 6746-4.1
- Industrial Organic Chemicals, SIC Industry Group 286: 1972 Census of Manufactures Industry Series, (11) 2493-1.39
- Industry Series, 1972 Census of Manufactures, (10)(11) 2493-1
- Industry Series, 1972 Census of Manufactures, (12) 2493-1
- Industry Series, 1972 Census of Mineral Industries, (11) 2513-1
- Industry Series, 1972 Census of Mineral Industries, (12) 2513-1
- Industry Wage Survey Report: Hospitals; New York and Nassau-Suffolk Areas, (10) 6928-19
- Industry Wage Surveys, (7) 6787-6
- Industry Wage Surveys: Communications, 1972, (7) 6787-6.62
- Industry Wage Surveys: Wages and Related Benefits in Metal Mining, Sept. 1972, (7) 6787-6.77
- Inexpensive Methodology for Immunization Surveys, (7) 4102-1.328
- Infant Seats. Hazard Analysis, (11) 9166-3.4
- Information Concerning Reports of a Possible Wheat Shortage, (7) 26108-124
- Information on Certain Oil and Gas Industry Oversight Responsibilities, (10) 26108-131
- Information Staff Report on Electric Utility Scheduled Maintenance, (11) 9358-25
- Initial Facilities for a Regional Wholesale Food Distribution Center at New Orleans, (12) 1708-21
- Injuries Involving Architectural Glass. Hazard Analysis, (11) 9166-3.11
- Inorganic Chemicals, (7) 2506-2.39
- Inpatient Utilization of Short-Stay Hospitals by Diagnosis, U.S., 1971, (10) 4147-13.16
- Input-Output Structure of the U.S. Economy: 1967, (7) 2708-17
- Insulated Wire and Cable, 1973, (12) 2506-2.63
- Intelligence Notes, (11) 7146-2
- Intelsat IV Communications Satellite, (12) 9506-2.3
- Interest Rates on Conventional Home Mortgages, (12) 9312-2
- Interim Fisheries Zone Extension and Management Act of 1973, Part 2, (12) 25268-22
- Interindustry Transactions in New Structures and Equipment, 1963, (12) 2708-18
- Internal Combustion Engines, 1973, (11) 2506-2.80
- International Collusive Action in World Markets for Nonfuel Minerals: Market Structure and Methods of Marketing Control, (11) 7146-3.7
- International Economic Indicators and Competitive Trends, (11) 2012-2
- International Economic Indicators, Quarterly Report, (7) 2026-2.34
- International Economic Policy, (10) 21248-9
- International Investment Position of the U.S.: Developments in 1973, (11) 2702-1.339
- International Transportation Transactions in the U.S. Balance of Payments, 1973, (7) 2702-1.327
- Interpretation Procedures for Federal Standard COBOL, (7) 2216-2.30
- Introduction to Urban Decentralization Research, (7) 9108-28
- Inventory of Agricultural Research, FY73, (12) 1744-2
- Inventory of Interstate Water Supply Systems, by States and EPA Regions, (7) 9202-1
- Inventory of Nonpurchased Foreign Currencies As of June 30, 1974, (12) 8002-2
- Inventory of Physical Facilities in Institutions of Higher Education, Fall 1970, (11) 4604-7
- Investment Cost Study, (11) 9106-2
- Iodine in 1973: Mineral Industry Surveys Annual Advance Summary, (12) 5614-5.15
- IPA Intergovernmental Assignment Program, 1974 Report, (12) 9844-26
- Iran, Background Notes, (10) 7006-2.66
- Iraq, Background Notes, (7) 7006-2.67
- Ireland: Background Notes, (12) 7006-2.68
- Iron and Steel, Materials Shortages, (11) 25406-1.2
- Iron Ores, SIC Industry Group 101: 1972 Census of Mineral Industries, (11) 2513-1.1
- Israel, Background Notes, (7) 7006-2.69
- Issues in the Development of Statistical and Epidemiological Data for Mental Health Services Research, (10) 4228-30
- Issues Related to Foreign Sources of Oil for the U.S., (7) 26108-120
- Jamaica, Background Notes, (7) 7006-2.72
- Japanese Market Demand and Competition in FY74, (7) 1522-1.330
- Japanese Tuna Industry, (10) 2166-10.11
- Japan's Frozen Shrimp Imports, 1964-73, (7) 2166-10.7
- Jewelry, Silverware, and Plated Ware Industry, Apr. 1971, (7) 6746-4.23
- Jewelry, Silverware, and Plated Ware, SIC Industry Group 391: 1972 Census of Manufactures Industry Series, (10) 2493-1.78
- Job Losers, Leavers, and Entrants: A Cyclical Analysis, (11) 6722-1.373
- Job Situation of Vietnam-Era Veterans, (7) 6722-1.354
- Job Tenure of Workers, Jan. 1973, (12) 6722-1.381
- Job Vacancies in Manufacturing, 1969-73, (7) 6722-1.355
- Joint USDA-Industry Study Team on Futures Trading Data Systems, Final Report, (12) 1328-8
- June Cotton Exports Push Cumulative 1973-74 Total Above 5 Million Bales, (7) 1925-4.17
- Juror Utilization in U.S. Courts, 1974, (12) 18204-4
- Jute and Kenaf Production Down in 1974-75, (12) 1925-17.3
- Kyanite and Related Minerals in 1973: Mineral Industry Surveys Annual Advance Summary, (12) 5614-5.16
- Labor and Material Requirements for Public Housing Construction, 1968, (11) 6828-12
- Labor Force Developments, (10) 6742-9
- Labor Force Status of Nonmarried Women on the Threshold of Retirement, (7) 4742-1.320
- Labor Market Experience of Recent College Graduates, (10) 6722-1.368
- Lake Erie Bottom Trawl Explorations, 1962-66, (11) 2168-14
- Lake Superior Beginning-of-Month Water Levels and Monthly Rates of Storage Changes, (11) 2178-4
- Lamb Crop and Wool, (7) 1623-7
- Large Class I Household Goods Carriers Selected Earnings Data, (10) 9482-14
- Large Class I Motor Carriers of Passengers Selected Earnings Data, (10) 9482-13
- Large Mergers in Manufacturing and Mining, (12) 9404-3
- Law Enforcement Assistance Administration, Grants and Contracts, FY73, (10) 6068-34

**Approved For Release 2004/10/13 : CIA-RDP88-01315R000200290001-4**

- Law Enforcement Officers Killed, Summary 1973, (10) 6224-3
- Leading Markets for U.S. Agricultural Exports in Fiscal 1974, (12) 1522-1.340
- Leather Tanning and Finishing Industry, (12) 6746-4.79
- Leptospirosis Surveillance, Annual Summary, 1973, (11) 4205-29
- Letter Report from GAO to Senator Kennedy on English as a Second Language and Bilingual Education Under Title VII, (7) 26108-116
- Libya: Background Notes, (11) 7006-2.84
- Licensed Optometrists in (Each State), (7) 4456-3
- Liechtenstein, Background Notes, (7) 7006-2.85
- Life Insurance Industry, (7) 25528-19
- Lime in 1973: Mineral Industry Surveys Annual Advance Summary, (12) 5614-5.17
- Limit Lead in Gasoline, (10) 25268-21
- Liquefied Petroleum Gas. Hazard Analysis, (11) 9166-3.7
- List of Small Business Investment Companies, (7) 9762-1
- Livestock and Meat Situation, (7)(10)(11)(12) 1561-7
- Livestock Exhibits Throughout the World, (12) 1926-1.58
- Local Government Employment in Selected Metropolitan Areas and Large Counties: 1973, (11) 2466-1.3
- Local Service Carrier Passenger Enplanements: 1973 and 1972, (11) 9142-17
- Location of New Federal Offices and Other Facilities, (12) 1004-8
- Logging Camps and Logging Contractors Industry, May 1971, (11) 6746-4.46
- Long-Range Cost Estimates for Old-Age, Survivors, and Disability Insurance System, 1974, (12) 4706-1.73
- Low-income Groups Not Helped by AID's Housing Investment Guaranty Program, (12) 26108-149
- Low-Income Neighborhoods in Large Cities, 1970. 1970 Census of Population Supplementary Reports, PC(S1), Nos. 65-103, (12) 2535-2
- Low Income Population, 1966-72: Supplementary Report, (7) 2546-6.10
- Luggage, Handbags, and Personal Leather Goods Industry, June 1971, (10) 6746-4.82
- Macao, Background Notes, (7) 7006-2.87
- Major Collective Bargaining Settlements, (7) 6782-2
- Major Developments in the U.S. Export Reporting System, (12) 1561-4.303
- Major Household Appliances, 1973, (7) 2506-2.90
- Major Programs, 1974, (7) 6704-1
- Major Retail Centers in SMSA's, 1972 Census of Retail Trade, (11)(12) 2401-1
- Malaria Surveillance, Annual Summary, 1973, (7) 4205-4
- Mali, Background Notes, (7) 7006-2.92
- Malta: Background Notes, (12) 7006-2.93
- Mammals Imported Into the U.S., 1972, (11) 5508-10
- Management-Labor Relations in State and Local Governments, 1972 Census of Governments, (11) 2455-3
- Management Statistics for U.S. Courts, 1974, (12) 18204-3
- Manned Undersea Science and Technology, FY73 Report, (10) 2144-6
- Manufacturers' Inventory and Sales Expectations, (11) 2506-2.105
- Marble and Travertine Products: Investigation No. TEA-I-20 Under Section 301(b)(1) of the Trade Expansion Act of 1962, (10) 9886-3.20
- Marine Fisheries of Liberia, 1970-71, (7) 2166-8.8
- Marine Fisheries of Norway, 1971, (7) 2166-8.16
- Marine Fisheries of Norway, 1972, (7) 2166-9.15
- Marine Fisheries of Western Germany, 1970-71, (7) 2166-9.12
- Marine Research, 1973, (11) 12368-1
- Marital and Family Characteristics of the Labor Force in Mar. 1973, (7) 6746-1.164
- Marital Status and Living Arrangements: Mar. 1974, (10) 2546-1.271
- Market Absorption of Apartments, Current Housing Reports, (7) 2484-2
- Market Factors in South Africa, (11) 2026-2.57
- Market Performance and Competition in the Petroleum Industry, Part 4., (12) 25448-29
- Market Performance and Competition in the Petroleum Industry, Part 3., (10) 25448-25
- Market Profiles for the Far East, (7) 2026-2.39
- Market Profiles for the Near East and North Africa, (11) 2026-2.48
- Market Structure, Institutions, and Performance in the Fluid Milk Industry, (7) 1568-147
- Marketing and Transportation Situation, (7) 1541-6
- Marketing California Fresh Market Tomatoes: Trends and Outlook, (7) 1561-11.302
- Marketing in Algeria, (7) 2026-2.30
- Marketing in Austria, (12) 2026-2.61
- Marketing in Belgium/Luxembourg, (7) 2026-2.33
- Marketing in Iran, (12) 2026-2.36
- Marketing in Ireland, (11) 2026-2.56
- Marketing in Italy, (7) 2026-2.31
- Marketing in Kenya, (11) 2026-2.53
- Marketing in Korea, (11) 2026-2.45
- Marketing in Kuwait, (7) 2026-2.27
- Marketing in Mexico, (11) 2026-2.58
- Marketing in Morocco, (11) 2026-2.47
- Marketing in New Zealand, (7) 2026-2.29
- Marketing in Norway, (11) 2026-2.54
- Marketing in Portugal, (11) 2026-2.52
- Marketing in South Africa, (7) 2026-2.26
- Marketing in Sweden, (7) 2026-2.28
- Marketing in Switzerland, (12) 2026-2.62
- Marketing in Thailand, (7) 2026-2.37
- Marketing in the Federal Republic of Germany and West Berlin, (11) 2026-2.55
- Marketing in the Philippines, (11) 2026-2.46
- Marketing in the Republic of Ivory Coast, (11) 2026-2.51
- Marketing Securities to the Small Investor: A Report to NYSE Member Organizations, (7) 21508-23.1
- Martinique, Background Notes, (7) 7006-2.94
- Maryland Landings, (7) 2166-4.6
- Massachusetts Landings, (12) 2166-4.2
- Massachusetts; State Government Employee Compensation, 1972, (7) 6786-3.12
- Materials Shortages, (11) 25406-1
- Mauritania, Background Notes, (7) 7006-2.95
- Mauritius: Background Notes, (12) 7006-2.96
- May Exports of Raw Cotton Push Cumulative 1973-74 Total to Nearly 5 Million Bales, (7) 1925-4.15
- May U.S. Trade in Livestock, Meat, and Meat Products, (7) 1925-20.6
- Mayonnaise, Salad Dressings, and Related Products, 1973, (11) 2044-6
- MCHS Statistical Series, (10) 4286-1
- Measurement of Corporate Profits, (10) 25448-24
- Measures for the Restoration and Enhancement of Quality of Freshwater Lakes, (7) 9208-27
- Measuring Markets: Guide to the Use of Federal and State Statistical Data, (12) 2048-22
- Measuring Productivity in the Federal Government, (11) 6722-1.371
- Measuring the Productivity of Nonfinancial Corporations, (11) 6722-1.372
- Measuring the Productivity of U.S. Shipping Firms, 1966-70, (10) 2128-12
- Measuring Union-Nonunion Earnings Differences, (12) 6722-1.374
- Mechanical Measuring and Control Devices Industry, June 1971, (12) 6746-4.90
- Medicaid Recipient Characteristics and Units of Selected Medical Services, 1972, (11) 4824-6
- Medical Assistance (Medicaid) Financed under Title XIX of the Social Security Act, (10) 4822-5
- Medical Costs and Other Aspects of Dog Bites in Baltimore, (7) 4102-1.334
- Medical Instruments; Ophthalmic Goods; Photographic Equipment; Clocks, Watches, and Watchcases, SIC Industry Groups 384, 385, 386, and 387: 1972 Census of Manufactures Industry Series, (11) 2493-1.77
- Medical Specialties: Annotated Bibliography and Selected Ongoing Studies, (11) 4458-31
- Medical Statistics U.S. Navy, 1969, (11) 3804-1
- Medicare, FY68-72: Selected State Data, (10) 4744-5
- Medicare: Multiple Short-Stay Hospitalizations, 1967, (12) 4746-2.65
- Member Bank Condition, Tenth Federal Reserve District, (10) 9381-5
- Men's and Boys' Furnishings Industry, May 1971, (11) 6746-4.43
- Merchant Marine Data Sheet, (10) 2122-2
- Mergers and Acquisitions: 1967-1971, (12) 2326-2.4
- Metal and Nonmetal Mine Health and Safety: Annual Report to Congress of the Secretary of the Interior, 1973, (11) 5634-2
- Metal Cans Industry, June 1971, (7) 6746-4.19
- Metalworking Machinery and Equipment Industry, June 1971, (10) 6746-4.28

- Methods and Costs for Stabilizing Fine-Sized Mineral Wastes, (7) 5608-20
- Metric System and Small Business, (12) 9768-6
- Mica in 1973: Mineral Industry Surveys Annual Advance Summary, (12) 5614-5.18
- Microdata from the Current Population Survey: Annual Demographic File, (12) 2306-1.37
- Middle Atlantic Regional Reports, (7) 6926-1
- Migrant Response to Industrialization in Four Rural Areas, 1965-70, (7) 1598-104
- Migration and the Labor Force, (7) 6722-1.359
- Military Retention Incentives: Effectiveness and Administration, (7) 26108-114
- Milk Indemnity Payment Program, (12) 1808-3
- Millwork, Veneer, Plywood, and Prefabricated Structural Wood Products Industry, May 1971, (10) 6746-4.67
- Mineral Development on Federal Lands, (10) 25448-26
- Mineral Industry in Arizona, 1973: Annual Advance Summary, (12) 5614-6.3
- Mineral Industry in Arkansas, 1973: Annual Advance Summary, (12) 5614-6.4
- Mineral Industry in California, 1973: Annual Advance Summary, (12) 5614-6.5
- Mineral Industry in Georgia, 1973: Annual Advance Summary, (12) 5614-6.11
- Mineral Industry in Hawaii, 1973: Annual Advance Summary, (12) 5614-6.12
- Mineral Industry in Idaho, 1973: Annual Advance Summary, (12) 5614-6.13
- Mineral Industry in Illinois, 1973: Annual Advance Summary, (12) 5614-6.14
- Mineral Industry in Indiana, 1973: Annual Advance Summary, (12) 5614-6.15
- Mineral Industry in Iowa, 1973: Annual Advance Summary, (12) 5614-6.16
- Mineral Industry in Kansas, 1973: Annual Advance Summary, (12) 5614-6.17
- Mineral Industry in Kentucky, 1973: Annual Advance Summary, (12) 5614-6.18
- Mineral Industry in Maine, 1973: Annual Advance Summary, (12) 5614-6.20
- Mineral Industry in Michigan, 1973: Annual Advance Summary, (12) 5614-6.23
- Mineral Industry in Minnesota, 1973: Annual Advance Summary, (12) 5614-6.24
- Mineral Industry in Mississippi, 1973: Annual Advance Summary, (12) 5614-6.25
- Mineral Industry in Missouri, 1973: Annual Advance Summary, (12) 5614-6.26
- Mineral Industry in Montana, 1973: Annual Advance Summary, (12) 5614-6.27
- Mineral Industry in Nevada, 1973: Annual Advance Summary, (12) 5614-6.29
- Mineral Industry in New Jersey, 1973: Annual Advance Summary, (12) 5614-6.31
- Mineral Industry in New Mexico, 1973: Annual Advance Summary, (12) 5614-6.32
- Mineral Industry in New York, 1973: Annual Advance Summary, (12) 5614-6.33
- Mineral Industry in North Dakota, 1973: Annual Advance Summary, (12) 5614-6.35
- Mineral Industry in Oregon, 1973: Annual Advance Summary, (12) 5614-6.38
- Mineral Industry in Pennsylvania, 1973: Annual Advance Summary, (12) 5614-6.39
- Mineral Industry in Puerto Rico, Panama Canal Zone, Virgin Islands, and Pacific Island Possessions, 1973: Annual Advance Summary, (12) 5614-6.52
- Mineral Industry in Rhode Island, 1973: Annual Advance Summary, (12) 5614-6.40
- Mineral Industry in South Dakota, 1973: Annual Advance Summary, (12) 5614-6.42
- Mineral Industry in Tennessee, 1973: Annual Advance Summary, (12) 5614-6.43
- Mineral Industry in Utah, 1973: Annual Advance Summary, (12) 5614-6.45
- Mineral Industry in Vermont, 1973: Annual Advance Summary, (12) 5614-6.46
- Mineral Industry in Virginia, 1973: Annual Advance Summary, (12) 5614-6.47
- Mineral Industry in West Virginia, 1973: Annual Advance Summary, (12) 5614-6.49
- Mineral Industry in Wisconsin, 1973: Annual Advance Summary, (12) 5614-6.50
- Mineral Industry in Wyoming, 1973: Annual Advance Summary, (12) 5614-6.51
- Mineral Industry Surveys: Annual Advance Summaries by Commodity, (12) 5614-5
- Mineral Industry Surveys: Annual Advance Summaries by States, (12) 5614-6
- Mineral Industry Surveys: Cement in the U.S., 1818-1972. Advance Summary, (7) 5618-4
- Mineral Industry Surveys: Crude-Oil and Refined-Products Pipeline Mileage in the U.S., Jan. 1, 1974, (12) 5618-1
- Mineral Industry Surveys: Monthly Mineral Surveys, (7) 5612-1
- Mineral Industry Surveys: Pennsylvania Anthracite Weekly, (12) 5612-4
- Mineral Industry Surveys: Petroleum Products Surveys, (7)(12) 5616-1
- Mineral Industry Surveys: Weekly Coal Report, (12) 5612-5
- Mineral Industry Surveys: World Crude Oil Production Annual 1973, (10) 5614-3
- Mineral Resources: Potentials and Problems, (10) 5668-13
- Minerals Yearbook, 1972, (7) 5604-1
- Minerals Yearbook Preprint. Vol. 1, 1973: Antimony, (12) 5604-15.3
- Minerals Yearbook Preprint. Vol. 1, 1973: Beryllium, (12) 5604-15.7
- Minerals Yearbook Preprint. Vol. 1, 1973: Bismuth, (12) 5604-15.8
- Minerals Yearbook Preprint. Vol. 1, 1973: Bromine, (12) 5604-15.10
- Minerals Yearbook Preprint. Vol. 1, 1973: Calcium and Calcium Compounds, (12) 5604-15.12
- Minerals Yearbook Preprint. Vol. 1, 1973: Diatomite, (12) 5604-15.23
- Minerals Yearbook Preprint. Vol. 1, 1973: Gallium, (12) 5604-15.27
- Minerals Yearbook Preprint. Vol. 1, 1973: Kyanite and Related Materials, (12) 5604-15.37
- Minerals Yearbook Preprint. Vol. 1, 1973: Magnesium, (12) 5604-15.40
- Minerals Yearbook Preprint. Vol. 1, 1973: Magnesium Compounds, (12) 5604-15.41
- Minerals Yearbook Preprint. Vol. 1, 1973: Rare-Earth Minerals and Metals, (12) 5604-15.57
- Minerals Yearbook Preprint. Vol. 1, 1973: Silicon, (12) 5604-15.61
- Minerals Yearbook Preprint. Vol. 2, 1972: Alabama, (12) 5604-16.1
- Minerals Yearbook Preprint. Vol. 2, 1972: Alaska, (12) 5604-16.2
- Minerals Yearbook Preprint. Vol. 2, 1972: Arkansas, (12) 5604-16.4
- Minerals Yearbook Preprint. Vol. 2, 1972: California, (12) 5604-16.5
- Minerals Yearbook Preprint. Vol. 2, 1972: Colorado, (12) 5604-16.6
- Minerals Yearbook Preprint. Vol. 2, 1972: Connecticut, (12) 5604-16.7
- Minerals Yearbook Preprint. Vol. 2, 1972: Delaware, (12) 5604-16.8
- Minerals Yearbook Preprint. Vol. 2, 1972: Florida, (12) 5604-16.9
- Minerals Yearbook Preprint. Vol. 2, 1972: Georgia, (12) 5604-16.10
- Minerals Yearbook Preprint. Vol. 2, 1972: Hawaii, (12) 5604-16.11
- Minerals Yearbook Preprint. Vol. 2, 1972: Idaho, (12) 5604-16.12
- Minerals Yearbook Preprint. Vol. 2, 1972: Illinois, (12) 5604-16.13
- Minerals Yearbook Preprint. Vol. 2, 1972: Indiana, (12) 5604-16.14
- Minerals Yearbook Preprint. Vol. 2, 1972: Iowa, (12) 5604-16.15
- Minerals Yearbook Preprint. Vol. 2, 1972: Kansas, (12) 5604-16.16
- Minerals Yearbook Preprint. Vol. 2, 1972: Kentucky, (12) 5604-16.17
- Minerals Yearbook Preprint. Vol. 2, 1972: Maine, (12) 5604-16.19
- Minerals Yearbook Preprint. Vol. 2, 1972: Maryland, (12) 5604-16.20
- Minerals Yearbook Preprint. Vol. 2, 1972: Massachusetts, (12) 5604-16.21
- Minerals Yearbook Preprint. Vol. 2, 1972: Michigan, (12) 5604-16.22
- Minerals Yearbook Preprint. Vol. 2, 1972: Minnesota, (12) 5604-16.23
- Minerals Yearbook Preprint. Vol. 2, 1972: Mississippi, (12) 5604-16.24
- Minerals Yearbook Preprint. Vol. 2, 1972: Missouri, (12) 5604-16.25
- Minerals Yearbook Preprint. Vol. 2, 1972: Nebraska, (12) 5604-16.27
- Minerals Yearbook Preprint. Vol. 2, 1972: Nevada, (12) 5604-16.28
- Minerals Yearbook Preprint. Vol. 2, 1972: New Hampshire, (12) 5604-16.29
- Minerals Yearbook Preprint. Vol. 2, 1972: New Jersey, (12) 5604-16.30
- Minerals Yearbook Preprint. Vol. 2, 1972: New Mexico, (12) 5604-16.31
- Minerals Yearbook Preprint. Vol. 2, 1972: New York, (12) 5604-16.32
- Minerals Yearbook Preprint. Vol. 2, 1972: North Carolina, (12) 5604-16.33
- Minerals Yearbook Preprint. Vol. 2, 1972: North Dakota, (12) 5604-16.34
- Minerals Yearbook Preprint. Vol. 2, 1972: Ohio, (12) 5604-16.35
- Minerals Yearbook Preprint. Vol. 2, 1972: Oklahoma, (12) 5604-16.36
- Minerals Yearbook Preprint. Vol. 2, 1972: Oregon, (12) 5604-16.37
- Minerals Yearbook Preprint. Vol. 2, 1972: Puerto Rico, Panama Canal Zone, Virgin Islands, Pacific Island Possessions, and TTPI, (12) 5604-16.39
- Minerals Yearbook Preprint. Vol. 2, 1972: Rhode Island, (12) 5604-16.40

- Minerals Yearbook Preprint. Vol. 2, 1972: South Dakota, (12) 5604-16.42
- Minerals Yearbook Preprint. Vol. 2, 1972: Tennessee, (12) 5604-16.43
- Minerals Yearbook Preprint. Vol. 2, 1972: Texas, (12) 5604-16.44
- Minerals Yearbook Preprint. Vol. 2, 1972: Utah, (12) 5604-16.45
- Minerals Yearbook Preprint. Vol. 2, 1972: Vermont, (12) 5604-16.46
- Minerals Yearbook Preprint. Vol. 2, 1972: Virginia, (12) 5604-16.47
- Minerals Yearbook Preprint. Vol. 2, 1972: Washington, (12) 5604-16.48
- Minerals Yearbook Preprint. Vol. 2, 1972: West Virginia, (12) 5604-16.49
- Minerals Yearbook Preprint. Vol. 2, 1972: Wisconsin, (12) 5604-16.50
- Minerals Yearbook Preprint. Vol. 2, 1972: Wyoming, (12) 5604-16.51
- Minerals Yearbook Preprint. Vol. 3, 1972: Algeria, (12) 5604-17.1
- Minerals Yearbook Preprint. Vol. 3, 1972: Angola, Mozambique, and Portuguese Guinea, (12) 5604-17.2
- Minerals Yearbook Preprint. Vol. 3, 1972: Arab Republic of Egypt, (12) 5604-17.17
- Minerals Yearbook Preprint. Vol. 3, 1972: Argentina, (12) 5604-17.3
- Minerals Yearbook Preprint. Vol. 3, 1972: Australia, (12) 5604-17.4
- Minerals Yearbook Preprint. Vol. 3, 1972: Austria, (12) 5604-17.5
- Minerals Yearbook Preprint. Vol. 3, 1972: Belgium and Luxembourg, (12) 5604-17.6
- Minerals Yearbook Preprint. Vol. 3, 1972: Bolivia, (12) 5604-17.7
- Minerals Yearbook Preprint. Vol. 3, 1972: Brazil, (12) 5604-17.8
- Minerals Yearbook Preprint. Vol. 3, 1972: Burma, (12) 5604-17.10
- Minerals Yearbook Preprint. Vol. 3, 1972: Canada, (12) 5604-17.11
- Minerals Yearbook Preprint. Vol. 3, 1972: Central American Areas, (12) 5604-17.69
- Minerals Yearbook Preprint. Vol. 3, 1972: Chile, (12) 5604-17.12
- Minerals Yearbook Preprint. Vol. 3, 1972: Colombia, (12) 5604-17.14
- Minerals Yearbook Preprint. Vol. 3, 1972: Cyprus, (12) 5604-17.15
- Minerals Yearbook Preprint. Vol. 3, 1972: Federal Republic of Germany, (12) 5604-17.22
- Minerals Yearbook Preprint. Vol. 3, 1972: Finland, (12) 5604-17.18
- Minerals Yearbook Preprint. Vol. 3, 1972: France, (12) 5604-17.19
- Minerals Yearbook Preprint. Vol. 3, 1972: Gabon, (12) 5604-17.20
- Minerals Yearbook Preprint. Vol. 3, 1972: Ghana, (12) 5604-17.23
- Minerals Yearbook Preprint. Vol. 3, 1972: Greece, (12) 5604-17.24
- Minerals Yearbook Preprint. Vol. 3, 1972: Hungary, (12) 5604-17.25
- Minerals Yearbook Preprint. Vol. 3, 1972: India, (12) 5604-17.26
- Minerals Yearbook Preprint. Vol. 3, 1972: Iraq, (12) 5604-17.29
- Minerals Yearbook Preprint. Vol. 3, 1972: Ireland, (12) 5604-17.30
- Minerals Yearbook Preprint. Vol. 3, 1972: Israel, (12) 5604-17.31
- Minerals Yearbook Preprint. Vol. 3, 1972: Italy, (12) 5604-17.32
- Minerals Yearbook Preprint. Vol. 3, 1972: Japan, (12) 5604-17.33
- Minerals Yearbook Preprint. Vol. 3, 1972: Kenya, Tanzania and Uganda, (12) 5604-17.34
- Minerals Yearbook Preprint. Vol. 3, 1972: Kuwait and Saudi Arabia, (12) 5604-17.37
- Minerals Yearbook Preprint. Vol. 3, 1972: Liberia, (12) 5604-17.38
- Minerals Yearbook Preprint. Vol. 3, 1972: Libya, (12) 5604-17.39
- Minerals Yearbook Preprint. Vol. 3, 1972: Malaysia, (12) 5604-17.40
- Minerals Yearbook Preprint. Vol. 3, 1972: Morocco, (12) 5604-17.42
- Minerals Yearbook Preprint. Vol. 3, 1972: Netherlands, (12) 5604-17.43
- Minerals Yearbook Preprint. Vol. 3, 1972: New Zealand, (12) 5604-17.44
- Minerals Yearbook Preprint. Vol. 3, 1972: Nigeria, (12) 5604-17.45
- Minerals Yearbook Preprint. Vol. 3, 1972: North Korea, (12) 5604-17.35
- Minerals Yearbook Preprint. Vol. 3, 1972: Norway, (12) 5604-17.46
- Minerals Yearbook Preprint. Vol. 3, 1972: Other Far Eastern and South Asian Areas, (12) 5604-17.74
- Minerals Yearbook Preprint. Vol. 3, 1972: Other Near Eastern Areas, (12) 5604-17.73
- Minerals Yearbook Preprint. Vol. 3, 1972: Pakistan, (12) 5604-17.47
- Minerals Yearbook Preprint. Vol. 3, 1972: People's Republic of China, (12) 5604-17.13
- Minerals Yearbook Preprint. Vol. 3, 1972: Peru, (12) 5604-17.48
- Minerals Yearbook Preprint. Vol. 3, 1972: Philippines, (12) 5604-17.49
- Minerals Yearbook Preprint. Vol. 3, 1972: Poland, (12) 5604-17.50
- Minerals Yearbook Preprint. Vol. 3, 1972: Portugal, (12) 5604-17.51
- Minerals Yearbook Preprint. Vol. 3, 1972: Republic of Korea, (12) 5604-17.36
- Minerals Yearbook Preprint. Vol. 3, 1972: Republic of South Africa, (12) 5604-17.54
- Minerals Yearbook Preprint. Vol. 3, 1972: Romania, (12) 5604-17.52
- Minerals Yearbook Preprint. Vol. 3, 1972: Sierra Leone, (12) 5604-17.53
- Minerals Yearbook Preprint. Vol. 3, 1972: Spain, (12) 5604-17.56
- Minerals Yearbook Preprint. Vol. 3, 1972: Sweden, (12) 5604-17.57
- Minerals Yearbook Preprint. Vol. 3, 1972: Taiwan, (12) 5604-17.58
- Minerals Yearbook Preprint. Vol. 3, 1972: Thailand, (12) 5604-17.59
- Minerals Yearbook Preprint. Vol. 3, 1972: Tunisia, (12) 5604-17.60
- Minerals Yearbook Preprint. Vol. 3, 1972: Turkey, (12) 5604-17.61
- Minerals Yearbook Preprint. Vol. 3, 1972: United Kingdom, (12) 5604-17.63
- Minerals Yearbook Preprint. Vol. 3, 1972: USSR, (12) 5604-17.62
- Minerals Yearbook Preprint. Vol. 3, 1972: Venezuela, (12) 5604-17.64
- Minerals Yearbook Preprint. Vol. 3, 1972: Yugoslavia, (12) 5604-17.65
- Minerals Yearbook Preprint. Vol. 3, 1972: Zaire, (12) 5604-17.66
- Minerals Yearbook Preprint. Vol. 3, 1972: Zambia, (12) 5604-17.67
- Minerals Yearbook, Vol. 1. Annual Preprints by Commodity, (12) 5604-15
- Minerals Yearbook, Vol. 2. Annual Preprints by State, (12) 5604-16
- Minerals Yearbook, Vol. 3. Annual Preprints by Country, (12) 5604-17
- Minimum Wage Legislation and Farm Financial Structure, (7) 1502-3.304
- Mining Machinery and Equipment, 1973, (7) 2506-2.78
- Minor Nonmetals in 1973: Mineral Industry Surveys Annual Advance Summary, (12) 5614-5.19
- Minorities and Women in Referral Units in Building Trade Unions, 1972, (11) 9248-10
- Minority Group Employment in the Federal Government, Nov. 30, 1973, (12) 9844-13
- Minority Owned Businesses: Black, (12) 2328-5.1
- Miscellaneous Chemical Products, SIC Industry Group 289: 1972 Census of Manufactures Industry Series, (12) 2493-1.41
- Miscellaneous Fabricated Metal Products Industry, June 1971, (11) 6746-4.85
- Miscellaneous Fabricated Wire Products Industry, June 1971, (10) 6746-4.84
- Miscellaneous Foods and Kindred Products Industry, June 1971, (11) 6746-4.41
- Miscellaneous Machinery, Except Electrical Industry, June 1971, (10) 6746-4.53
- Miscellaneous Plastic Products Industry, June 1971, (7) 6746-4.20
- Miscellaneous Wood Products Industry, May 1971, (11) 6746-4.60
- Missent Mail: A Contributing Factor to Mail Delay and Increased Costs, (12) 26108-146
- Mississippi River Fisheries, Annual Summary, 1972, (12) 2166-3.6
- Mobility of the Population of the U.S., Mar. 1970 to Mar. 1974, (12) 2546-1.273
- Modal Economic and Safety Analysis of the Transportation of Hazardous Substances in Bulk, (7) 2128-11
- Models and Methods for Long-Range Economic and Manpower Forecasting, (12) 2708-21
- Money Income in 1973 of Families and Persons in the U.S. (Advance Report), (7) 2546-6.7
- Monthly Energy Indicators, (11) 9302-8
- Monthly Energy Review, (11) 9302-11
- Monthly Labor Review, (7)(10)(11)(12) 6722-1
- Monthly Review, Federal Reserve Bank of Atlanta, (7)(11)(12) 9371-1
- Monthly Review, Federal Reserve Bank of Kansas City, (7)(10)(12) 9381-1
- Monthly Review, Federal Reserve Bank of New York, (7)(10)(12) 9385-1
- Monthly Statement of the Public Debt of the U.S., (7) 8002-10
- Monthly Vital Statistics Report Supplements, 1974, (10)(11) 4146-5
- Mothers' Attitudes Toward Cotton and Other Fibers in Children's Lightweight Clothing, (7) 1568-150

**Titles**

- Motor-Fuel Consumption, 1973, (7) 7556-2.8
- Motor-Fuel Use, 1973, (10) 7556-2.10
- Motor Gasolines: Mineral Industry Surveys, (7) 5616-1.4
- Motor-Vehicle Registrations by SMSA's, 1973, (11) 7558-2
- Motor Vehicle Safety Defect Recall Campaigns, (10) 7762-2
- Motor Vehicles and Motor Vehicle Equipment Industry, June 1971, (10) 6746-4.2
- Motors and Generators, 1973, (7) 2506-2.91
- Mound Bayou, Miss., Part 1. Social and Health Indicators System. Census Use Study, (12) 2306-5.5
- MR 73: The Goal is Freedom. Report of the President's Committee on Mental Retardation, (7) 16664-1
- Multiemployer Pension Plan Provisions in 1973, (10) 6722-1.365
- Multifamily Housing Mortgages Insured, Mortgage Insurance Contracts Terminated and Disposition of Assigned Mortgages, (12) 5144-4.2
- Multiple Jobholding in 1972 and 1973, (7) 6746-1.166
- Multivariate Statistical Analysis of the Characteristics of Problem Banks, (7) 9296-2.4
- Mumps Surveillance, Jan. 1972-74, (11) 4205-21
- Municipal Government Wage Survey, Jacksonville, Fla., Dec. 1973, (10) 6946-1.24
- Municipal Government Wage Survey; Memphis, Tenn., Nov. 1973, (11) 6946-1.25
- Municipal Government Wage Surveys: Chicago, Ill., June 1974, (7) 6956-6.6
- Municipal Government Wage Surveys: Columbus, Ohio, Apr. 1974, (7) 6956-6.5
- Municipal Government Wage Surveys: Indianapolis, Ind., Apr. 1974, (10) 6956-6.7
- Municipal Government Wage Surveys: Miami, Fla., May 1973, (12) 6946-1.26
- Mushrooms Prepared or Preserved: Investigation No. TEA-I-8 Under Section 301(b) of the Trade Expansion Act of 1962, (10) 9886-3.8
- Music: An Overview, (10) 4516-3.5
- Musical Instruments and Parts; Toys and Sporting Goods, SIC Industry Groups 393 and 394: 1972 Census of Manufactures Industry Series, (11) 2493-1.79
- Narrow Fabrics, 1973, (7) 2506-2.15
- NASA News Press Kits, (12) 9506-2
- NASA Technical Memorandum, (7) 9506-1
- NASA Top 100 Contractors: Listed According to the Value of NASA Prime Contract Awards, July 1-Dec. 31, 1973, (7) 9502-5
- NASA 1973 Accident and Injury Data, (11) 9504-4
- National Air Quality Levels and Trends in Total Suspended Particulates and Sulfur Dioxide Determined by Data in the National Air Surveillance Network, (10) 9198-33
- National Assessment of Educational Progress: General Information Yearbook, (12) 4514-1
- National Assessment of Educational Progress, Objectives, (10) 4518-1
- National Assessment of Educational Progress, 1970-71 Assessment, (10) 4516-2
- National Assessment of Educational Progress, 1971-72 Assessment, (10) 4516-3
- National Cancer Act Amendments, 1974, (12) 21508-24
- National Cancer Institute Fact Book, 1974, (11) 4474-13
- National Cancer Program, (7) 4436-1
- National Cancer Program Annual Plan, FY76-80, (11) 4434-6
- National Clearinghouse for Poison Control Centers Bulletin, (7)(11) 4062-1
- National Commission on Consumer Finance, Technical Studies, (11) 15598-2
- National Conference on Radiation Control, (12) 4064-4
- National Directory of Minority Manufacturers, (11) 2108-3
- National Endowment for the Arts News: \$594,000 in Grants Awarded to Foster Environmental Design, (10) 9568-9
- National Endowment for the Arts News: New Opera Grants Total \$2 Million, (10) 9568-7
- National Endowment for the Arts News: Orchestra Grant Total \$4.2 Million, (10) 9568-8
- National Endowment for the Arts News: Artists-In-Schools Program for 1975-76 Announced, (12) 9568-10
- National Expenditures on Social Security in Selected Countries, 1968 and 1971, (10) 4746-11.29
- National Food Situation, (11) 1541-7
- National Forest Reservation Commission Annual Report, FY73, (7) 25924-1
- National Forests Fire Report, 1973, (7) 1204-6
- National Health Expenditures, FY74, (11) 4746-11.32
- National Health Insurance Proposals: Provisions of Bills Introduced in the 93d Congress, (7) 4748-13
- National Heart and Lung Institute Fact Book, 1973. Revised, (10) 4478-5
- National Interest Aspects of the Private International Air Carrier System of the U.S., (11) 2008-1
- National Inventory of Library Statistics Practices. Vol. 1: Data Collection on the National, State, and Local Levels, (7) 4628-4
- National Longitudinal Study of the High School Class of 1972, (11) 4586-1
- National Marine Data Inventory Summary for 1972. Key to Oceanographic Records Documentation No. 3, (11) 2158-14
- National Nutrition Policy: Nutrition, Health, and Development, Working Paper, (7) 25588-13
- National Nutrition Policy: Nutrition and Special Groups, (7) 25588-12
- National Nutrition Policy: Nutrition and the International Situation, II, (7) 25588-9
- National Nutrition Policy Study, 1974: Part 1, Famine and the World Situation, (12) 25588-14
- National Petroleum Product Supply and Demand, Oct. 1974-75, (12) 9306-1.5
- National Petroleum Supply and Demand: Technical Reports, (7)(10)(12) 9306-1
- National Petroleum Supply and Demand, 1974, (10) 9306-1.1
- National Program for Continuing Environmental Monitoring for the Marine Leg of the Trans-Alaska Pipeline System, (7) 2148-7
- National Resource Requirements for Abortion Services, (10) 4102-1.337
- National Status on Control of Garbage-Feeding, (10) 1702-3
- National Survey of Court Organization, (11) 6068-2
- National Survey of Professional, Administrative, Technical, and Clerical Pay, Mar. 1974., (12) 6784-2
- National Survey of Professional, Administrative, Technical and Clerical Pay, Mar. 1974 Preliminary Report, (7) 6784-2
- National Transportation Safety Board Annual Report to the Congress, 1973. (7) 7804-1
- National Uranium Resource Program, (12) 9104-19.3
- National Wilderness Preservation System, Eighth Annual Report, (7) 21444-1
- National Wilderness Preservation System, Ninth Annual Report, (7) 21444-1
- National Wilderness Preservation System, Seventh Annual Report, (7) 21444-1
- National Zoological Park 18 Month Report, July 1, 1971-Dec. 31, 1972, (12) 9774-2
- Nationwide Outdoor Recreation Plan, (11) 25448-27
- Native Population of Alaska by Race: 1970, (10) 2535-1.64
- Natural Gas Liquids, SIC Industry Group 132: 1972 Census of Mineral Industries, (12) 2513-1.18
- Natural Gas Wellhead Price Deregulation and the Competitive Nature of the Natural Gas Product Industry, (12) 25268-24.1
- Navajo Infant Mortality, 1970, (7) 4102-1.333
- NCES Bulletin: Advance Statistics for Management, (11) 4566-1
- NCUA Quarterly, (10) 9532-2
- Near East Market: A Report to U.S. Business, (11) 2028-4
- Near Record Coffee Crop for 1974-75, (10) 1925-5.4
- Need for a National Weather Modification Research Program, (10) 26108-135
- Need for Improving the Regulation of the Natural Gas Industry and Management of Internal Operations, (7) 26108-108
- Need to Improve Benefit-Cost Analyses in Setting Motor Vehicle Safety Standards, (7) 26108-128
- NEISS News, (7)(10)(11) 9162-1
- NEISS Product Code Listing, (12) 9168-2
- New Construction Outlook for 1975, (12) 2042-1.308
- New England Economic Review: Federal Reserve Bank of Boston, (7)(12) 9373-1
- New England Fisheries, Annual Summary 1972, (12) 2166-3.1
- New Estimates of Residential Capital in the U.S., 1925-73, (11) 2702-1.347
- New Jersey Landings, (7) 2166-4.5
- New Jersey; State Government Employee Compensation, 1972, (7) 6786-3.7
- New Loan Data: Farm Storage Facility and Equipment, FY68-76, (7) 1804-14
- New Measures of Wage Rate Change, (12) 6722-1.375

- New Zealand: Growth Potential of the Beef and Dairy Industries, (12) 1528-72
- NIH Publications List, (7) 4434-2
- Ninth District Quarterly Federal Reserve Bank of Minneapolis, (7)(11) 9383-6
- N.L.R.B. Election Report, (7) 9582-2
- NOAA Products and Services Pertaining to the New York Bight, (12) 2158-15
- Nonferrous Foundries Industry, Apr. 1971, (11) 6746-4.48
- Nonferrous Rolling, Drawing, and Extruding Industry, Apr. 1971, (11) 6746-4.63
- Nonreal Estate Farm Debt, 1974, (12) 9264-4
- Nonrubber Footwear: Investigation No. TEA-I-18 Under Section 301(b)(1) of the Trade Expansion Act of 1962, (10) 9886-3.18
- North Central Regional Reports, 1974, (7)(10) 6956-6
- North Dakota: State Government Employee Compensation, 1972, (7) 6786-3.8
- North Sea Oil and Gas: Impact of Development on the Coastal Zone, (12) 25268-27
- Northeast Atlantic Fisheries, 1970, (7) 2166-9.14
- Northeast Regional Reports, 1974, (11) 6916-5
- Northeastern Railroad Problem, (7) 7308-28
- Northern New England Occupational Wage Survey, Mar. 1973, (11) 6916-5.6
- Norway, Background Notes, (7) 7006-2.110
- Notice of Issuance of Revised Staff Nationwide Cost Study and Staff Study of American Gas Association Reserve Additions, (12) 9358-26
- Now Account Experiment, (7) 9296-2.9
- Nuclear Engineering: Enrollment and Degree Survey, (10) 9104-10
- Nuclear Fuel Response Evaluation, (11) 9108-39
- Nuclear Industry, 1974, (12) 9104-3
- Nuclear Reactors Built, Being Built, or Planned in the U.S. as of June 30, 1974, (12) 9102-1
- Number of Dwelling Units Started, (12) 5142-12
- Number of Farms and Land in Farms: U.S., 1964-75, by States, 1973-75, (12) 1631-2
- Number of HUD-Acquired Home Mortgage Properties: Acquired and Sold, July 1973-June 1974, (7) 5162-2
- Number of Rehabilitations, (11) 4924-7
- Number of Severely Disabled Persons Rehabilitated by State Vocational Rehabilitation Agencies, (7) 4922-5
- Numerous Improvements Still Needed in Managing U.S. Participation in International Organizations, (7) 26108-111
- Nursery School and Kindergarten Enrollment: Oct. 1973, (7) 2546-1.268
- Nursing Home Care in the U.S.: Failure in Public Policy, (12) 25146-1
- Nursing Home Care in the U.S.: Failure in Public Policy. Introductory Report, (12) 25146-1.1
- Nursing Homes: A County and Metropolitan Area Data Book, 1971, (7) 4144-9
- Nursing Homes: Overview of National Characteristics for 1973-74, (7) 4146-5.10
- Nutrition and Government: A Working Paper, (10) 25588-11
- Nutritional Studies on U.S. Preschool Children: Dietary Intakes and Practices of Food Procurement, Preparation, and Consumption, (7) 25588-12.1
- OASDI Digest, (7) 4746-13
- OBERS Projections, 1972: Regional Economic Activity in the U.S., (11) 17708-4
- Objectives and Requirements of the Federal Information Processing Standards Program, (7) 2216-2.24
- Observations and Questions on the Development of the New National Bulk Mail System, (12) 26108-152
- Occupational and Manpower Training Needs: Information for Vocational Counseling and Planning for Occupational Training, (12) 6748-26
- Occupational Earnings and Wage Trends in Metropolitan Areas, 1973-74. Part 2, (12) 6785-5
- Occupational Earnings in Selected Areas, 1973-74, (7)(12) 6785-6
- Occupational Employment: Industry Characteristics Surveys, (7)(10)(11)(12) 6746-4
- Occupational Employment: Aircraft and Parts Industry, June 1971, (12) 6746-4.51
- Occupational Employment: Bakery Products Industry, May 1971, (12) 6746-4.87
- Occupational Employment: Beverage Industries, May 1971, (12) 6746-4.91
- Occupational Employment: Coating, Engraving, and Allied Services Industry, June 1971, (12) 6746-4.76
- Occupational Employment: Costume Jewelry and Notions Industry, June 1971, (12) 6746-4.110
- Occupational Employment: Electric Lighting and Wiring Equipment Industry, June 1971, (12) 6746-4.27
- Occupational Employment: Electrical Apparatus Industry, June 1971, (12) 6746-4.31
- Occupational Employment: Fabricated Structural Metal Products Industry, June 1971, (12) 6746-4.77
- Occupational Employment: Farm Machinery and Equipment Industry, June 1971, (12) 6746-4.15
- Occupational Employment: Floor Covering Mills Industry, Apr. 1971, (12) 6746-4.99
- Occupational Employment: Gloves and Mittens, Industrial Belting, and Other Selected Leather Goods Industry, June 1971, (12) 6746-4.73
- Occupational Employment: Iron and Steel Foundries Industry, Apr. 1971, (12) 6746-4.47
- Occupational Employment: Knitting Mills Industry, Apr. 1971, (12) 6746-4.98
- Occupational Employment: Miscellaneous Fabricated Textile Products Industry, May 1971, (12) 6746-4.70
- Occupational Employment: Miscellaneous Textile Goods Industry, Apr. 1971, (12) 6746-4.100
- Occupational Employment: Musical Instruments and Miscellaneous Manufactures Industries, June 1971, (12) 6746-4.105
- Occupational Employment: Narrow Fabric Mills Industry, Apr. 1971, (12) 6746-4.108
- Occupational Employment: Nonferrous Smelting and Refining Industries, Apr. 1971, (12) 6746-4.78
- Occupational Employment: Nonrubber Footwear Industry, May 1971, (12) 6746-4.113
- Occupational Employment: Office Furniture, June 1971, (12) 6746-4.66
- Occupational Employment: Ophthalmic Goods Industry, June 1971, (12) 6746-4.107
- Occupational Employment: Paperboard Containers and Boxes Industry, Apr. 1971, (12) 6746-4.49
- Occupational Employment: Partitions and Fixtures Industry, June 1971, (12) 6746-4.58
- Occupational Employment: Petroleum and Coal Products, Except Petroleum Refining Industry, May 1971, (12) 6746-4.81
- Occupational Employment: Petroleum Refining Industry, May 1971, (12) 6746-4.29
- Occupational Employment: Service Industry Machines Industry, June 1971, (12) 6746-4.30
- Occupational Employment: Sugar Industry, June 1971, (12) 6746-4.14
- Occupational Employment: Watches, Clocks, and Watchcases Industry, June 1971, (12) 6746-4.88
- Occupational Employment: Weaving Mills (Synthetics and Silk) Industry, Apr. 1971, (12) 6746-4.106
- Occupational Exposure: Criteria for a Recommended Standard, (7)(10) 4246-1
- Occupational Exposure to Ammonia, (10) 4246-1.19
- Occupational Exposure to Benzene, (10) 4246-1.18
- Occupational Exposure to Sulfuric Acid, (7) 4246-1.16
- Occupational Outlook for College Graduates, 1974-75 Edition, (7) 6744-2
- Occupational Rankings for Men and Women by Earnings, (7) 6722-1.356
- Occupational Safety and Health: Research and Demonstration Grants, FY74, (12) 4244-2
- Occupational Safety and Health Statistics of the Federal Government, 1973, (10) 6604-1
- Occupational Supply: Concepts and Sources of Data for Manpower Analysis, (7) 6888-14
- Oct. Raw Cotton Exports Down Sharply, (12) 1925-4.24
- Oct. 1973 Expendable Launch Vehicle Traffic Model, (7) 9506-1.2
- Oct. 1973 NASA Mission Model Analysis and Economic Assessment, (7) 9506-1.3
- Oct. 1973 Space Shuttle Traffic Model, (7) 9506-1.1
- Office, Computing, and Accounting Machines Industry, June 1971, (11) 6746-4.5
- Office, Computing, and Accounting Machines, 1973, (12) 2506-2.76
- Office of Engineering Design and Construction, TVA, FY74 Annual Report, (12) 9804-11
- Office of Personnel Report: The In-House Work Force, FY74, (12) 9504-1
- Offshore Investigation: Producing Shut-In Leases, (7) 9358-20
- Oil Import Activity for the Year 1973, (7) 9304-4

- Oil Import Totals for (month), (7) 9302-10  
 Oil Imports and Energy Security: An Analysis of the Current Situation and Future Prospects, (12) 21248-10  
 Oklahoma: State Government Employee Compensation, 1972, (11) 6786-3.9  
 One-Inch Perforated Paper Tape for Information Interchange: Hardware Standard Interchange Codes and Media, (7) 2216-2.27  
 Open Space and Recreation Opportunity in America's Inner Cities, (7) 5128-6  
 Opening Fall Enrollment in Higher Education, 1974. Preliminary Estimates, (12) 4604-5  
 Operating Capital Requirements of Cattle Feeding Industry, (11) 1561-7.306  
 Operating Units Status Report: Director of Regulation; Status Summary Report, Data for Decisions, (10) 9102-3  
 Operation and Effect of the Domestic International Sales Corp. Legislation, (10) 8004-6  
 Operation of TVA Reservoirs, Annual 1973, (7) 9804-7  
 Operations of the Trade Agreements Program: 24th Report, 1972, (10) 9884-5  
 Operations of Veterans' Administration Hospital and Medical Program, (10) 21768-8  
 Ordnance and Accessories Industry (Except Guided Missiles, Space Vehicles, and Large Ammunition), June 1971, (11) 6746-4.12  
 Organochlorine Residues in Golden Eagles, U.S.: Mar. 1964-July 1971, (10) 482-1.319  
 Outcomes of Methadone Treatment of 300 Innerscity Addicts, (12) 4102-1.346  
 Outdoor Recreation Action: 10th Anniversary Issue, (7) 5808-7  
 Outdoor Recreation for America, (11) 25448-27.1  
 Outer Continental Shelf Oil and Gas Development and the Coastal Zone, (12) 25268-26  
 Output Mix and Jointness in Production in the Banking Firm, (7) 9296-2.5  
 Overnight Stays, 1973, (7) 5544-3  
 Overseas Business Reports, (7)(11)(12) 2026-2  
 Overseas Private Investment Corporation Annual Report, FY74, (11) 9644-1  
 Oversight on Economic Stabilization, (7) 25248-12  
 Overview Inquiry of the Office of Research and Development of the Environmental Protection Agency, (11) 25648-17  
 Overview of Investment: U.S. and Major Foreign Economies, (12) 2018-2  
 Pacific Northwest Economic Base Study for Power Markets, (10) 5918-2  
 Paints and Allied Products Industry, Apr. 1971, (7) 6746-4.55  
 Paints and Allied Products, SIC Industry Group 285: 1972 Census of Manufactures Industry Series, (11) 2493-1.38  
 Paperboard Containers and Boxes, SIC Industry Group 265: 1972 Census of Manufactures Industry Series, (12) 2493-1.30  
 Paperboard Mills Industry, Apr. 1971, (11) 6746-4.36  
 Paperwork Predicament, (7) 102-1.309  
 Paraguay: Background Notes, (11) 7006-2.114  
 Partial Report: In-Depth Investigation Into Independent Research and Development and Bid and Proposal Programs, (7) 26108-127  
 Participants in and Expenditures for ESEA Title I Programs Operated by Local Education Agencies in FY72, (11) 4566-1.19  
 Particleboard, 1973, (7) 2506-2.34  
 Passengers Denied Confirmed Space: FY73-74, (11) 9148-25  
 Passport Office Workloads and Accomplishments, FY74, (7) 7188-1  
 Patterns and Prevalence of Teen-Age Cigarette Smoking: 1968, 1970, 1972, and 1974, (12) 4218-2  
 Pay Structure of the Federal Civil Service, Mar. 31, 1973, (12) 9844-6  
 Payments, Social Security Benefits, and Living Arrangements Under the Supplemental Security Income Program, May 1974, (12) 4746-11.36  
 Peace Corps: Annual Operations Report, FY74, (12) 9024-4  
 Pennsylvania: State Government Employee Compensation, 1972, (11) 6786-3.6  
 Pens, Pencils, Office and Art Supplies Industry, June 1971, (12) 6746-4.86  
 Pension Reform Legislation of 1974, (12) 4742-1.327  
 Pension Reform: the Long, Hard Road to Enactment, (11) 6722-1.370  
 Perforated Tape Code for Information Interchange: Hardware Standard Interchange Codes and Media, (7) 2216-2.3  
 Perlite in 1973: Mineral Industry Surveys Annual Advance Summary, (12) 5614-5.20  
 Persons of Spanish Origin in the U.S.: Mar. 1974 (Advance Report), (10) 2546-1.267  
 Perspective on the First Music Assessment, (10) 4516-3.7  
 Pesticide Movement from Cropland into Lake Erie, (7) 9208-24  
 Pesticide Review, 1973, (12) 1804-5  
 Pesticides in the Illinois Waters of Lake Michigan, (12) 9208-35  
 Pesticides Monitoring Journal, (10) 482-1  
 Pet Ownership in a Suburban-Rural Area of California, 1970, (10) 4102-1.340  
 Petrochemicals Industry, Materials Shortages, (11) 25406-1.1  
 Petroleum Imports Reporting System, (7) 9302-3  
 Petroleum Industry Monitoring System (PIMS): OPEC Petroleum Report, 1973, (7) 9304-1  
 Petroleum Market Shares, Progress Report on the Retailing of Gasoline, (7) 9308-1  
 Petroleum Situation Report, (12) 9302-1  
 Petroleum Statement, All Districts: Mineral Industry Surveys, (7) 5612-1.22  
 Philippines: Background Notes, (12) 7006-2.116  
 Phoenix, Ariz., Part 1. Social and Health Indicators System. Census Use Study, (12) 2306-5.4  
 Phosphate Rock in 1973: Mineral Industry Surveys Annual Advance Summary, (12) 5614-5.21  
 PHS Grants and Awards, FY73 Funds, (11) 4434-5  
 Pianos and Parts Thereof: Investigation No. TEA-I-14 Under Section 301(b)(1) of the Trade Expansion Act of 1962, (10) 9886-3.14  
 PIMS Monthly Petroleum Report, (11) 9302-6  
 Pioneer 11 Jupiter Encounter, (12) 9506-2.1  
 Planetary Product in 1973: Preliminary Report, (10) 7146-1.12  
 Planned Use of Funds, FY74, (12) 1184-5  
 Plastics Materials and Synthetics Industry, June 1971, (11) 6746-4.10  
 Plastics Materials, Synthetic Rubber, and Manmade Fibers, SIC Industry Group 282: 1972 Census of Manufactures Industry Series, (12) 2493-1.35  
 PLS Listing: Power Facilities Operated by the Bureau of Reclamation, (12) 5824-2  
 Plumbing and Heating, Except Electric, Industry, June 1971, (11) 6746-4.74  
 Pocket Statistics, NASA, (12) 9502-1  
 Poison Prevention Packaging Survey, (7) 4062-1.8  
 Policy Analysis for Coal Development at a Wartime Urgency Level To Meet the Goals of "Project Independence", (11) 5348-2  
 Poliomyelitis, Annual Summary, 1972, (10) 4205-20  
 Political Kidnappings, 1968-73, (11) 21488-1  
 Polluting Incidents in and Around U.S. Waters, 1973, (12) 7404-3  
 Polychlorinated Biphenyl and Organochlorine Pesticide Residues in Canadian Chicken Eggs, (10) 482-1.314  
 Polymerization Processes and Related Production Equipment: A Market Assessment for the USSR, (7) 2038-5  
 Pooled Reformulation of the Capital Structure of the Banks for Cooperatives System, (10) 1544-1.4  
 Popcorn Production, 1974, (7) 1621-9  
 Population and Housing Data: City of Los Angeles, (12) 2306-6.6  
 Population Characteristics. Current Population Reports, (7)(10)(11)(12) 2546-1  
 Population Estimates and Projections. Current Population Reports, (7)(10)(11)(12) 2546-3  
 Population of the U.S.; Trends and Prospects: 1950-90, (7) 2546-2.49  
 Pork Marketing Report, (7) 1008-8.2  
 Port Safety Bulletin, (10) 7402-1  
 Potash in 1973: Mineral Industry Surveys Annual Advance Summary, (12) 5614-5.22  
 Potato Marketing Report, (7) 1008-8.4  
 Potatoes and Sweetpotatoes: Production, Disposition, Value, Stocks, and Utilization, 1972-73, (7) 1621-11  
 Potatoes: Fall 1974 Prices, (7) 1561-11.303  
 Potential Resources of Uranium, (12) 9104-19.5  
 Potential Uranium Resources of the Western U.S., (11) 9104-16  
 Pots and Pans: Summarization of 64 In-Depth Investigations, (11) 9166-2.5  
 Poultry and Egg Situation, (11) 1561-9  
 Poultry and Eggs, (12) 1925-11.5  
 Power Annual Report, FY74, (12) 9804-6  
 Power Jointer. Hazard Analysis, (11) 9166-3.6  
 Power Plant Capital Costs Current Trends and Sensitivity to Economic Parameters, (11) 9108-44



PRC-U.S. Agricultural trade in FY74, (12) 1522-1.337  
 Preliminary Findings From Survey of New Beneficiaries, (10) 4746-7  
 Preliminary Monthly Asphalt Situation Report, (7) 9302-9  
 Preliminary Report: Third National Cancer Survey Payments to Hospitals, (10) 4478-32  
 Preliminary Statistics of Privately Owned Electric Utilities in the U.S., 1973, (10) 9352-2.13  
 Present Cost of Operating Privately Owned Automobiles, (12) 25408-15.1  
 Press Release: Counterfeiters, (7) 8468-1  
 Pressed or Blown Glass and Glassware Industry, May 1971, (12) 6746-4.71  
 Pressurized Containers, Aerosol Cans. Hazard Analysis, (11) 9166-3.8  
 Prevalence of Chronic Circulatory Conditions, U.S., 1972, (12) 4147-10.94  
 Prevalence of Chronic Skin and Musculoskeletal Conditions: U.S.-1969, (11) 4147-10.92  
 Prevention of Mental Retardation Through Control of Infectious Diseases, (10) 4478-35  
 Price Developments During FY73 and FY74, (7) 1522-1.331  
 Price Spreads and Cost Analysis for Finfish and Shellfish Products at Different Marketing Levels, (11) 2168-15  
 Prices and Price Spreads for Turkeys in Nov. and Dec., (11) 1561-9.304  
 Prices Received by Farmers For Manufacturing Grade Milk in Minnesota and Wisconsin, 1971-73, (7) 1629-2  
 Primary Metal Products Industry, Apr. 1971, (10) 6746-4.64  
 Primary Metal Products, 1972 Census of Transportation, (10) 2575-1.5  
 Prime Contract Awards in Areas of Substantial Unemployment, FY74, (12) 3544-8  
 Printing and Publishing, (10)(12) 2042-4  
 Printing, Publishing, and Allied Industries (Except Newspapers and Periodicals), 1972 Census of Transportation, (11) 2575-4  
 Private and Commercial Highway Use of Special Fuels by Months, 1973, (10) 7556-2.14  
 Private and Commercial Nonhighway Use of Gasoline, 1973, (10) 7556-2.13  
 Private Foundations Supporting Health Manpower Education and Training: An Inventory, 1971, (10) 4458-33  
 Private Sector in Solid Waste Management, (12) 9218-15  
 Probable Effects of Tariff Preferences for Developing Countries, (10) 9886-2.2  
 Problem Banks: Identification and Characteristics, (7) 9296-2.3  
 Problems in the Federal Energy Office's Implementation of Emergency Petroleum Allocation Programs at Regional and State Levels, (10) 26108-132  
 Problems of Measurement in Areas of Social Concern, (7) 6722-1.360  
 Problems of Measuring Railroad Productivity, (10) 6722-1.367  
 Problems, Personnel, and Proficiency of Small Hospital Laboratories, (10) 4102-1.335  
 Procedural History: Advance Issuance of Chapter 15, 1970 Census of Population and Housing, (12) 2557-1.7  
 Procedural History: Advance Issuance of Chapters 11 and 12, 1970 Census of Population and Housing, (7) 2557-1.5  
 Procedural History: Advance Issuance of Chapters 16 and 17, 1970 Census of Population and Housing, (7) 2557-1.6  
 Procedural History, 1969 Census of Agriculture, Section B, (7) 2339-14.2  
 Proceedings of the Public Health Conference on Records and Statistics, 14th National Meeting, (11) 4164-2  
 Proceedings of the Third Annual Alcoholism Conference of the National Institute on Alcohol Abuse and Alcoholism, (11) 4484-1  
 Processed Fishery Products, Current Fishery Statistics, (7)(12) 2166-6  
 Procurement Statistics: July 1, 1973-Dec. 31, 1973, (7) 9504-8  
 Production and Marketing Costs and Margins for Poultry and Eggs, (11) 1561-9.303  
 Production Credit Associations Summary of Operations, 1973, (11) 9264-7  
 Productivity: An International Perspective, (7) 6828-10  
 Productivity and Cost of Employment, System Trunks: 1972 and 1973, (11) 9148-27  
 Products of Purchased Glass Industry, May 1971, (10) 6746-4.34  
 Proficiency Test Assessment of Clinical Laboratory Capability in the U.S., (7) 2218-16  
 Profile of American Health, 1973, (12) 4102-1.341  
 Profile of Sheltered Workshop Workers Rehabilitated During FY72, (7) 4926-1.41  
 Profiles in School Support, 1969-70, (11) 4568-7  
 Program Participation and County Office Employment by Racial Groups, 1973, (12) 1804-8  
 Progress of the Minority Business Enterprise Program, 1973, (12) 2104-1  
 Project DAWN, (12) 6286-2.1  
 Project Independence: Analysis of Requirements and Constraints on the Transport of Energy Materials. Vol. 1, (12) 9307-15  
 Project Independence: Availabilities, Requirements, and Constraints on Materials, Equipment, and Construction, (12) 9307-17  
 Project Independence: Background Paper, (7) 25408-11  
 Project Independence: Coal, (11) 9307-4  
 Project Independence: Facilities, (12) 9307-13  
 Project Independence: Financing Requirements of the Energy Industries, And Capital Needs and Policy Choices in the Energy Industries, (12) 9307-18  
 Project Independence: Geothermal Energy, (11) 9307-11  
 Project Independence: Historical Perspective, (11) 9307-3  
 Project Independence: Inputs to the Project Independence Evaluation System Integration Model for the Transport of Energy Materials. Vol. 2, (12) 9307-16  
 Project Independence: Labor Report, (12) 9307-14  
 Project Independence: Natural Gas, (11) 9307-7  
 Project Independence: Nuclear Energy, (11) 9307-8  
 Project Independence: Oil. Possible Levels of Future Production, (11) 9307-6  
 Project Independence: Potential Future Role of Oil Shale. Prospects and Constraints, (11) 9307-9  
 Project Independence: Report, (11) 9307-2  
 Project Independence: Solar Energy, (11) 9307-10  
 Project Independence: Summary, (11) 9307-1  
 Project Independence: Synthetic Fuels from Coal, (11) 9307-5  
 Project Independence: Water Requirements, Availabilities, Constraints, And Recommended Federal Actions, (11) 9307-12  
 Projections of Labor Requirements for Electrical Power Plant Construction, 1974-2000, (11) 9108-35  
 Projections of the Population of Voting Age, for States: Nov. 1974, (7) 2546-3.17  
 Projects, Products, and Services of the National Center for Educational Statistics, (12) 4564-3  
 Propagation and Distribution of Fishes from National Fish Hatcheries, FY73, (7) 5504-10  
 Property, Plant, and Equipment Expenditures by Majority-Owned Foreign Affiliates of U.S. Companies, Projections for 1974 and 1975, (10) 2702-1.338  
 Property Values Subject to Local General Property Taxation in the U.S.: 1973, (12) 2466-3.10  
 Proposal for a "SIR" Adjusted Index of Educational Competence, Aug. 1973, (7) 4668-4  
 Proposals for 12 Additions to the National Wilderness Preservation System: Part 1, Ninth Annual Report, (7) 21444-1  
 Proposed Fiscal 1975 Budget: What It Means For Older Americans, (7) 25148-5  
 Prospects for American Fertility: June 1974, (7) 2546-1.269  
 Protecting American Agriculture: Inspection and Quarantine of Imported Plants and Animals, (7) 1548-60  
 Psittacosis, Annual Summary, 1973, (11) 4205-27  
 Public Building Furniture and Miscellaneous Furniture and Fixtures Industry, June 1971, (10) 6746-4.45  
 Public Health Reports, (7)(10)(12) 4102-1  
 Public Land Statistics, 1973, (11) 5724-1  
 Public Law 480, 1973 Annual Report, (12) 1004-5  
 Public Sector Strikes-Legislative and Court Treatment, (7) 6722-1.361  
 Public Use of the National Park System Calendar Year Report, 1973, (7) 5542-2  
 Publications of the Bureau of Labor Statistics, July-Dec. 1973, (11) 6702-1  
 Publications of the Geological Survey, 1973, (11) 5664-4  
 Publications of the National Bureau of Standards, 1973 Catalog, (11) 2214-1  
 Publications of the Office of Education, (11) 4508-24  
 Publicly Financed Housing: Directory of Applications and Reservations as of June 30, 1974, (12) 5142-24

**Titles**

- Publicly Owned Vehicles, 1973, (7) 7556-2.5
- Puerto Rico Census of Manufactures. 1972 Economic Censuses of Outlying Areas, (11) 2591-4
- Puerto Rico Energy Center Study, (11) 9108-40
- Pulp Mills, Paper Mills, and Building Paper and Building Board Mills Industry, Apr. 1971, (11) 6746-4.62
- Pulp, Paper, and Board: Quarterly Industry Report, (7)(12) 2042-5
- Pumice and Volcanic Cinder in 1973: Mineral Industry Surveys Annual Advance Summary, (12) 5614-5.23
  
- Qatar: Background Notes, (12) 7006-2.120
- Quarterly GNP Estimates Revisited in a Double-Digit Inflationary Economy, (12) 2706-5.15
- Quarterly Report of the Farmers Home Administration, (7) 1182-1
- Quick Reference Guide to the Summary and Analysis of International Travel to the U.S., (12) 2908-13
  
- R&D Expenditures of Independent Nonprofit Institutions Approach \$1 Billion in 1973, (7) 9626-2.39
- Rabies: Annual Summary 1973, (7) 4205-28
- Radiation Data and Reports, (7)(10)(11)(12) 9232-1
- Radiation Protection: Enrollments and Degree Survey, (10) 9104-9
- Radio and Television Receiving Equipment Industry, June 1971, (11) 6746-4.26
- Radio Receivers and Television Sets, Phonographs and Record Players, Speakers and Related Equipment, 1973, (10) 2506-2.94
- Radioactivity from Nuclear Weapons in Air and Precipitation in Sweden from Mid-Year 1968 to Mid-Year 1972, (7) 9102-2.308
- Radioactivity in Brazilian Mineral Waters, (10) 9232-1.312
- Radiobiological Assessment of the Spatial Distribution of Radiation Dose from Inhaled Plutonium, (10) 9108-30
- Radiological Assessment of Environmental Doses from Light Water Reactors, (12) 4064-4.5
- Radionuclides in Foods: Monitoring Program, (12) 9232-1.317
- Rail Carload Cost Scales, 1972, (12) 9484-6
- Rail-Highway Grade-Crossing Accidents; for the Year Ended Dec. 31, 1973, (7) 7604-2
- Railroad Equipment Industry, June 1971, (12) 6746-4.6
- Rates of Change in Economic Data for Ten Industrial Countries: Annual Data 1954-1973, (10) 9391-8
- Rates of Change in World Grain Production and Consumption, (7) 1925-2.21
- Raw Cotton Exports in Aug. Below Year Earlier Levels, (11) 1925-4.19
- Reactor Fuel Cycle Costs for Nuclear Power Evaluation, (11) 9108-34
- Reactor Safety Study: Draft, (7) 9108-29
  
- Readmissions to Inpatient Services of State and County Mental Hospitals, 1972, (12) 4226-5.110
- Real Cost of Basic Telephone Service to the Average Worker in Fifteen Developed Countries, (12) 2808-3
- Realistic View of U.S. Natural Gas Supply, (12) 9358-28
- Recent Loan Loss Experience of New Minority-Owned Commercial Banks, (7) 9296-2.6
- Recent Price Developments, (7) 9362-1.311
- Recent Trends in Airline Cost Elements, 1969-1973, (12) 9144-12
- Recent Trends in Airline Unit Costs, 1970-June 1974, (12) 9144-11
- Recent Trends in Knit Textile Trade, (7) 1561-1.303
- Recipes, Wrappers, Reasoning and Rate, (10) 4516-2.18
- Recession of the Opium Poppy Growing Ban by Turkey, (10) 26108-144
- Recommended Standard for Occupational Exposure to Vinyl Chloride, (7) 4246-1.17
- Record Exports of Soybeans and Meal, 1973-74; Soybean Oil Exports Higher, but Cottonseed Oil Exports Down Slightly, (12) 1925-1.11
- Recorded Magnetic Tape for Information Interchange (1600 CPI, Phase Encoded): Hardware Standard Interchange Codes and Media, (7) 2216-2.26
- Recorded Magnetic Tape for Information Interchange (800 CPI, NRZI): Hardware Standard Interchange Codes and Media, (7) 2216-2.4
- Rectangular Holes in Twelve-Row Punched Cards: Hardware Standard Interchange Codes and Media, (7) 2216-2.14
- Recursive Bank Asset Management: Actual v. Optimal Results, (7) 9296-2.1
- Recycling Surplus Funds Accruing to Oil Exporting Nations Statement of Secretary Simon to Senate Permanent Subcommittee on Investigations, Oct. 11, 1974, (10) 8008-5
- Red Clover Seed Forecast: Red Clover Seed Production Increases, (10) 1621-19.6
- Red Meat per Capita Consumption, (12) 1925-3.12
- Red River Valley Potato Growers Profile and Economic Concerns, (12) 1128-15
- Reductions in Water Consumption and Flow of Sewage, (7) 9208-30
- Regional Agricultural Production: 1985 and Beyond, (7) 1508-12
- Regional Fisheries, Current Fisheries Statistics, Annual Summaries, (7)(12) 2166-3
- Registered Pharmacists, 1973, (7) 4456-4
- Regulatory Commissions' Independence Act, (11) 25408-13
- Regulatory Operations: Status Summary Report, Data for Decisions, (10) 9102-4
- Rehabilitated Disability Applicants, 1967, (10) 4746-11.26
- Relationship Between Whole Body Vibration and Morbidity Patterns Among Heavy Equipment Operators, (7) 4248-10
- Relationship of Emissions to Ambient Air Quality, (11) 25648-16.3
- Relative Cost of Shipbuilding: Report to Congress on the Relative Cost of Shipbuilding in Various Coastal Districts of the U.S., (7) 2124-1
  
- Reliability of the Quarterly National Income and Product Accounts of the U.S., 1947-71, (7) 2706-5.13
- Rent or Buy? Evaluating Alternatives in the Shelter Market, (10) 6768-11
- Reorganization of the U.S. Automobile Industry: A Modest Proposal to Obtain a Competitive Industry for Motor Vehicles, (12) 25528-21
- Reorientation and Commercial Relations of the Economies of Eastern Europe, (7) 23848-28
- Report and Recommendations of the National Advisory Commission on Multiple Sclerosis, (7) 4438-1
- Report II on Post-Arrest Drug Trafficking, (10) 6288-3
- Report of an Evaluation of Cardiology Training and Manpower Requirements, (11) 4478-34
- Report of Financial Condition and Operations, CCC, FY74, (12) 1824-3
- Report of State and Local Radiological Health Programs, FY73, (11) 4064-3
- Report of the Administrator: Rural Electrification Administration, 1973, (7) 1244-3
- Report of the Chief, Forest Service, 1972-73, (12) 1204-1
- Report of the Commission on Government Procurement, (7) 11108-1
- Report of the Interdepartment Radio Advisory Committee, Jan. 1-June 30, 1974, (11) 602-1
- Report of the Interdepartmental Council to Coordinate All Federal Juvenile Delinquency Programs, FY73, (10) 6064-1
- Report of the Micronesian Claims Commission, (11) 9424-1.2
- Report of the Migratory Bird Conservation Commission Fiscal Year Ended June 30, 1974, (12) 14784-1
- Report of the National Marine Fisheries Service, 1973, (12) 2164-4
- Report of the Potato Processing Study Group, (10) 1008-10
- Report of the President of the Commodity Credit Corp., 1973, (7) 1824-1
- Report of the President's Committee on Mental Retardation, 1973: MR73. The Goal is Freedom, (7) 16664-1
- Report of the Secretary of the Interior on the Administration of the Federal Coal Mine Health and Safety Act, 1973, (11) 5634-1
- Report of the Secretary of the Senate, (12) 25922-1
- Report on Foreign Currencies Held by the U.S. Government, FY74, (12) 8002-1
- Report on Indicated Disparity in Reporting of Offshore Louisiana Non-Associated Natural Gas Reserves, (12) 9358-26.2
- Report on National Growth, 1974, (12) 264-1
- Report on Open Season Enrollment Trends in the FEHB Program, (12) 9848-17
- Report on Quality Changes for 1975 Model Passenger Cars, (11) 6764-3
- Report on Releases of Radioactivity in Effluents and Solid Waste From Nuclear Power Plants for 1972, (11) 9104-14
- Report on the Status of Safety Funds, (12) 7552-9

Report on the Study of Highway Litter, With Recommendations, (7) 21648-10

Report on USSR Winter Wheat-1974, (7) 1925-2.18

Report to Congress on Petrochemicals, (11) 9308-3

Report to Congress on the Rail Passenger Service Act of 1970, (7) 7304-6

Report to Congress on Water Pollution Control Manpower Development and Training Activities, (12) 9208-36

Report to the Congress: Potential for Motor Vehicle Fuel Economy Improvement, (10) 7308-30

Report to the Congress on Famine in Sub-Sahara Africa, (11) 7208-3

Report to the Congress on Ocean Dumping and Other Man-Induced Changes to Ocean Ecosystems, Oct. 1972-Dec. 1973, (11) 2144-7

Report to the Profession from the Breast Cancer Task Force, (10) 4478-31

Reported Morbidity and Mortality in the U.S., 1973, (7) 4204-1

Reports to the President on Investigation (nos.) Under Section 301 (b) of the Trade Expansion Act of 1962, (10) 9886-3

Requirements and Curtailments of Major Interstate Pipeline Companies, (7)(11)(12) 9352-2.8

Research and Data Needs for Land Use Planning, (7) 1008-5

Research and Demonstration Programs to Achieve Water Quality Goals: What the Federal Government Needs to Do, (7) 26108-119

Research and Development in Industry, 1972: Funds, 1972; Scientists and Engineers, Jan. 1973, (12) 9624-8

Research and Statistics Notes, 1974, (7)(10)(11)(12) 4746-11

Research, Demonstration, and Evaluation Studies, FY74, (10) 4024-2

Research Notes, 1970-71, (12) 2306-6.10

Research Review, 1974, (10) 2064-1

Research Study: Bureau of Intelligence and Research, (10)(11)(12) 7146-1

Research to Improve Health Services for Mothers and Children, (10) 4286-2

Reserve Manpower Strengths and Statistics, (10) 3542-4

Reserve Requirements, Federal Reserve Membership and Bank Performance, (7) 9296-2.8

Residential Capital in the U.S., 1925-70, (7) 2708-8

Residential Energy Conservation, (11) 5186-1.8

Residential Energy Consumption, (11) 5186-1

Residential Energy Consumption, Multifamily Housing, (11) 5186-1.4

Resmethrin Residues in Foliage after Aerial Application, (10) 482-1.321

Resources Analysis Memo, (7) 4446-2

Results of the Interagency Task Force on Energy Information. Preliminary, (11) 9308-4

Results of Treasury's 227-Day Bill Auction, (10) 8002-7.4

Retired Couple's Budgets Updated to Autumn 1973, (10) 6722-1.369

Retirement and Survivor Benefit Operations, (10) 9702-1.310

Retirement Test: An International Study, (7) 4742-1.316

Revenue and Traffic of Class A and B Water Carriers, (7)(11) 9482-9

Revenue Sharing Payments Reports, (7)(10)(11) 8066-1

Revenues, Expenses and Statistics of Freight Forwarders, (12) 9482-12

Revenues, Expenses, Other Income, and Statistics of Class I Motor Carriers of Passengers, (12) 9482-10

Revenues, Expenses, Other Income and Statistics of Class I Motor Carriers of Property, (11) 9482-11

Review, Federal Reserve Bank of St. Louis, (7)(10)(11)(12) 9391-1

Review and Analysis of the Fertilizer Situation in Latin America, (7) 9808-25

Review of the Automobile Fuel Economy Testing and Labeling Program, (10) 26108-133

Review of the Indonesian Shrimp Fishery and Its Present Developments, (7) 2166-9.16

Reviews of Data on Science Resources, (12) 9626-1

Revised Deflators for New Construction, 1947-73, (7) 2702-1.325

Revitalizing the Maine Sugar Beet Industry, (12) 1128-14

Rice Situation, (10) 1561-8

River Forecasts Provided by the National Weather Service, Vol. 2, 1973, (12) 2154-4

Role of a National Statistics Programme in the Planning of Community Psychiatric Services in the U.S., (12) 4228-31

Role of Competitive Market Institutions, (7) 1502-3.305

Role of Lay Midwifery in Maternity Care in a Large Metropolitan Area, (12) 4102-1.343

Role of the U.S. Railroads in Meeting the Nation's Energy Requirements, (11) 7608-4

RRB Quarterly Review, (10) 9702-1

Rubber Footwear, Reclaimed Rubber, and Other Fabricated Rubber Products Industry, June 1971, (11) 6746-4.72

Rules for a Floating Rate Regime, (11) 7146-3.6

Rural Development: Financial and Technical Assistance Provided by the Department of Agriculture and HUD for Nonmetropolitan Planning Districts in FY73, (12) 1004-9

Rural Development: Fourth Annual Report of the President to the Congress on Government Services to Rural America, (11) 1594-3

Rural Development: Information and Technical Assistance Delivered by the Dept of Agriculture in FY74, (12) 1004-10

Rural Development Goals: First Annual Report of the Secretary of Agriculture to the Congress, (12) 1004-7

Rural Electric Borrowers, Annual Statistical Report, 1973, (7) 1244-1

Rural Electrification Program: Semiannual Statistical Summary, (7) 1242-1

Rural Industrialization: Prospects, Problems, Impacts, and Methods, (10) 25168-13

Rural Telephone Borrowers, Annual Statistical Report, 1973, (7) 1244-2

Rural Telephone Program: Semiannual Statistical Summary, (7) 1242-2

Safety Road Checks, Motor Carriers of Property, Jan.-July 1973, (7) 7552-2

Salad Dressing, Mayonnaise, and Related Products, 1973, (7) 2506-2.9

Sale of Turbofans/Turbojet Aircraft For the Five Year Period Ended June 30, 1974, (12) 9144-7

Sales by Majority-Owned Foreign Affiliates of U.S. Companies, 1966-72, (11) 2702-1.342

Sales by Producers of Natural Gas to Interstate Pipeline Companies, 1972, (11) 9354-5

Sales of Firm Electric Power for Resale, 1968-72, (7) 9354-12

Salmonella in Raw Meat and Poultry: An Assessment of the Problem, (7) 26108-110

Salt in 1973: Mineral Industry Surveys Annual Advance Summary, (12) 5614-5.24

Sand and Gravel in 1973: Mineral Industry Surveys Annual Advance Summary, (12) 5614-5.25

Satisfied? Consumers Rate the Food Industry, (11) 1541-7.302

Saudi Arabia: A Rapid Expanding Market for U.S. Farm Products, (7) 1522-1.332

Savings and Loan Association Activity, (12) 9312-4

Sawmills and Planing Mills Industry, May 1971, (11) 6746-4.57

SBIC Industry Review, As of Mar. 31, 1973, (7) 9764-4

Scheduled Domestic Operations, Domestic Trunks, (12) 9142-19.1

Scheduled International Operations, International Trunks, (12) 9142-19.2

Scheduled Operations, Local Service Carriers, (12) 9142-19.3

School Library Resources, Textbooks, and other Instructional Materials: Title II, Elementary and Secondary Education Act as Amended, Annual Report, FY71, (12) 4504-7

Science Resources Studies Highlights, (7)(10) 9626-2

Scorpionfishes, (7) 4062-1.9

Screening and Assessment of Young Children at Developmental Risk, (10) 16668-3

Seasonal Borrowing at the Federal Reserve Discount Window, (10) 1544-1.7

Seasonally Adjusted Capacity and Traffic, (12) 9142-19

Second Annual Report on Great Lakes Water Quality, 1973, (11) 14644-2

Second National MEDIHC Conference: Proceedings, Mar. 20-22, 1974, (11) 4454-3

Securities Exchange Act Amendments of 1973: Part 3, (7) 21508-23

Security Interest and Compensation of Carrier Officers and Directors, As of Dec. 31, 1973, (12) 9144-15

Sediment Sampling Near Mound Laboratory, (10) 9102-2.314

Sediment Transport by Streams in the Chehalis River Basin, Washington, Oct. 1961 to Sept. 1965, (10) 5666-5.8

Sediment Transport in the Western Tributaries of the Sacramento River, Calif., (10) 5666-5.10

Sedimentation in Brownell Creek Subwatershed No. 1 Nebraska, (10) 5666-5.4

- Sedimentation in Plum Creek Subwatershed No. 4, Shelby County, North-Central Kentucky, (10) 5666-5.7
- Sedimentation in Small Drainage Basins, (10) 5666-5
- Sedimentation in the Piru Creek Watershed Southern California, (10) 5666-5.5
- Sedimentation in Upper Stony Creek Basin, Eastern Flank of the Coast Ranges of Northern California, (10) 5666-5.6
- Seed Crops: Annual Summary Report and Periodic Releases, (7) 1621-17
- Seed Crops: Forecast Releases, (7)(10) 1621-19
- Selected Atomic Energy Products, 1973, (12) 2506-2.101
- Selected Balance Sheet Data: All Operating Savings and Loan Associations, (12) 9312-3
- Selected Chlorinated Hydrocarbons in Bottom Material from Streams Tributary to San Francisco Bay, (10) 482-1.318
- Selected Data on Caseloads in State Vocational Rehabilitation Agencies, (7) 4922-4
- Selected Economic Data for the Less Developed Countries, (10) 7204-10
- Selected Electrical Equipment and Supplies Industry, June 1971, (11) 6746-4.33
- Selected Industrial Air Pollution Control Equipment, 1973, (7) 2506-2.79
- Selected Interest and Exchange Rates for Major Countries and the U.S., (7) 9365-1.5
- Selected Petrochemicals and Petrochemical Raw Materials, (7) 9888-3
- Selected Readings on Energy Self-Sufficiency and The Controlled Materials Plan, (7) 25408-11
- Selected References on Employee Selection with Emphasis on Testing the Disadvantaged, (12) 9848-16
- Selected Statistical Notes on American Education, (11) 4568-8
- Self-Employed Doctors of Medicine Under OASDHL, 1967-70, (11) 4746-11.31
- Semiannual Consolidated Report of Balances of Foreign Currencies Acquired Without Payment of Dollars, (12) 8002-2
- Semiannual Report of the Director of the Selective Service, Jan. 1-June 30, 1974, (11) 9742-1
- Separate Tuition Payments for Vietnam Era Veterans, (10) 21768-9
- Sept. Raw Cotton Exports Low, (12) 1925-4.20
- Series E and H Savings Bonds Sales and Redemptions, (7) 8442-1
- Servicemen's Group Life Insurance Program Annual Report, FY74, (11) 9924-3
- Seventh Annual Report. DOT, FY74, (12) 7304-1
- Sheets, Pillowcases, and Towels, 1973 and 1972 Revised, (10) 2506-2.30
- Shifts in Cropland Use in the North Central Region, (12) 1502-3.310
- Ship and Boat Building and Repairing Industry, June 1971, (7) 6746-4.17
- Ship and Boat Building, Railroad and Miscellaneous Transportation Equipment, SIC Industry Groups 373, 374, 375, and 379: 1972 Census of Manufactures Industry Series, (12) 2493-1.75
- Shipments of Selected Electronic Components, 1972, (12) 2506-2.106
- Shipments of Thermoplastics Pipe, Tube, and Fittings, (7) 2506-2.49
- Shopper's Guide to Straight Life Insurance, (7) 25528-19.2
- Shopper's Guide to Term Life Insurance, (7) 25528-19.2
- Shrimp and Lobster Industry of Honduras, (7) 2166-9.10
- Shrimp Industry of Central America, Caribbean Sea, and Northern South America, (7) 2166-9.1
- Shrimp Industry of Japan, (7) 2166-8.7
- Shrimp Landings, (7) 2166-4.16
- Sierra Leone, Background Notes, (7) 7006-2.127
- Significance of Stable Iodine-127 in Milk, (11) 9232-1.315
- Significant Provisions of State Unemployment Insurance Laws, July 8, 1974, (10) 6402-7
- Silver Transactions of the Bureau of the Mint, FY34-71, (11) 8208-3
- Size Distribution of Income in 1964, 1970, and 1971, (11) 2702-1.345
- Skynet 11-B/Delta 105 Communications Satellite, (12) 9506-2.2
- Small Business and the Energy Crisis, (12) 25248-15
- Small Business Investment Companies Alphabetically by State as of Feb. 28, 1974, (7) 9768-3
- Small Business Legislation, 1974, (7) 25248-13
- SMSA's: Federal General Data Standard Representations and Codes, (7) 2216-2.9
- Snow Survey and Soil Moisture Measurements: 1974 Basic Data Summary for Western U.S., (11) 1264-3
- Snow Survey Phase of Project Skywater: Colorado. Annual Report, FY74, (7) 1264-5
- Snow Throwers, Blowers: Summarization of 100 In-Depth Investigations, (11) 9166-2.7
- Soap, Cleaners, and Toilet Goods Industry, June 1971, (7) 6746-4.9
- Social and Economic Characteristics of Students, Oct. 1973, (11) 2546-1.272
- Social and Economic Status of the Black Population in the U.S., 1973, (7) 2546-2.48
- Social and Health Indicators System, Mound Bayou, Miss., Part 1. Census Use Study, (12) 2306-5.5
- Social and Health Indicators System, Phoenix, Ariz., Part 1. Census Use Study, (12) 2306-5.4
- Social and Labor Adjustment of Rural Black Americans in the Mississippi Delta: Case Study of Madison, Ark., (12) 1598-107
- Social Security Bulletin, (7) 4742-1
- Social Security Bulletin, (12) 4742-1
- Social Security Bulletin, Annual Statistical Supplement, 1972, (7) 4744-3
- Social Studies, An Overview, (10) 4516-3.2
- Sodium Compounds in 1973: Mineral Industry Surveys Annual Advance Summary, (12) 5614-5.26
- Software Summary for Describing Computer Programs and Automated Data Systems: Software Documentation, (7) 2216-2.31
- Softwood Lumber: Investigation No. 7-116 (TEA-1-4) Under Section 301(b) of the Trade Expansion Act of 1962, (10) 9886-3.4
- Softwood Plywood, 1973, (7) 2506-2.33
- Soil and Water Conservation Districts: Status of Organization, by States, July 1, 1974, (7) 1264-1
- Solid Waste Management in Residential Complexes, (11) 9218-16
- Solid Waste Transfer Stations: A State-of-the-Art Report on Systems Incorporating Highway Transportation, (12) 9218-17
- Some Improvements Needed in Administration of Minirepair Program, (12) 26108-151
- Sourcebook of Criminal Justice Statistics, 1973, (7) 6064-6
- South Vietnamese Fisheries in 1971, (7) 2166-8.9
- Southeast Regional Reports, (10)(11)(12) 6946-1
- Southern California Regional Information Study, (12) 2306-6
- Soviet Disarmament Propaganda and the Strange Case of Marshal Grechko, (11) 25528-22
- Soybean Stocks in All Positions, (7) 1621-5
- Space Heaters (Electric, Gas, Kerosene): Summarization of 277 In-Depth Investigations, (11) 9166-2.2
- Space Shuttle Fact Sheet, (10) 9508-9
- Spanish Sahara, Background Notes, (7) 7006-2.134
- Special Censuses, Current Population Reports, (10) 2546-5
- Special Economic Reports. Series ES20(74), (12) 2326-2
- Special Hospital Services for Cardiovascular Disease Patients, 1970, (10) 4008-9
- Special Industry Machinery, Except Metalworking Machinery, June 1971, (12) 6746-4.3
- Special Industry Machinery, Except Metalworking Machinery, SIC Industry Group 355: 1972 Census of Manufactures Industry Series, (12) 2493-1.64
- Special Labor Force Reports, (7)(12) 6746-1
- Special Studies, Current Population Rpts Series P-23, (7) 2546-2
- Special Survey Report on the Level of the Quality of Patient Care at Veterans' Administration Hospitals and Clinics, (12) 25768-10
- Spun Yarn Production, 1973, (7) 2506-2.14
- Staff Accounting: Classifications and Standard Terminology for Local and State School Systems, 1974, (7) 4666-1.4
- Staff Report to the Federal Power Commission on Conservation Data Submitted Pursuant to Federal Power Commission Order No. 496, (11) 9358-24
- Staffing Characteristics of Elementary and Secondary Schools, Spring 1970, (7) 4588-25
- Staffing of State and County Mental Hospitals: U.S., 1973, (10) 4226-5.109
- Standardization of Data Elements and Representations, (7) 2216-2.29
- Standards and Guidelines for Federal Statistics, (7) 102-1.307
- State Agency R&D Activities Almost Quadrupled From FY64 to FY73, (7) 9626-2.41
- State and Local Government Employment and Payrolls, (12) 6742-4

- State and Local Government Special Studies, (10)(12) 2466-3
- State and National Apprenticeship System (SNAPS), (11) 6408-19
- State and Regional Income, First Half 1974: Current-Dollar Income Rises, Real Income Declines, (11) 2702-1.344
- State and Regional Personal Income, 1958-73, (7) 2702-1.326
- State, County, and Municipal Collective Bargaining Agreements on File with the Bureau of Labor Statistics, Spring 1974, (11) 6784-3
- State Data Book, Federal-State Program of Vocational Rehabilitation, FY72, (10) 4924-4
- State Data Profiles: Selected ASCS Program Activity and Other Agricultural Data, 1973, (12) 1804-16
- State Educational Records and Reports Series, (7) 4666-1
- State Government Employee Compensation in 1972, (7)(11) 6786-3
- State Government Finances in 1973, (7) 2466-2.3
- State Landings, Current Fisheries Statistics, (7)(12) 2166-4
- State Motor-Fuel Tax Receipts, 1973, (7) 7556-2.7
- State Motor-Vehicle and Motor-Carrier Tax Receipts, 1973, (7) 7556-2.6
- State Motor-Vehicle Registrations, 1973, (7) 7556-2.1
- State-of-the-Art. Uranium Mining, Milling, and Refining Industry, (7) 9188-3
- State-of-the-Art Overview:  
Demand-Responsive Transportation, (12) 7888-3
- State Receipts and Disbursements for Highways: Summary, 1973, (12) 7556-2.17
- State Salary Survey, Aug. 1, 1974, (10) 9844-22
- State Supplementation Under Federal SSI Program, (11) 4742-1.325
- State Tax Collections in 1974, (11) 2466-2.1
- Statement of Foreign Currencies Purchased With Dollars, FY74, (11) 8002-3
- States and Outlying Areas of the U.S.: Federal General Data Standard Representations and Codes, (7) 2216-2.6
- Statewide Planning in Higher Education, (12) 4508-25
- Statistical Abstract of the U.S.: 1974, (11) 2324-1
- Statistical Applications to Management Problems in Government, (11) 102-1.311
- Statistical Characteristics of Major BLS Series, (7) 6722-1.351
- Statistical Data of the Uranium Industry, Jan. 1, 1974, (11) 9104-15
- Statistical Decision Theory in a Macro Simulation Model: Feed Grain Sector, (7) 1502-3.307
- Statistical Methodology of Revenue Sharing and Related Estimate Studies: Papers Presented at the Conference on Small-Area Statistics, American Statistical Association, New York, N.Y., Dec. 27, 1973, (7) 2446-2.10
- Statistical Notes, NIMH Survey and Reports Section, (10)(12) 4226-5
- Statistical Notes, RSA, (7) 4926-1
- Statistical Reporter, (7)(10)(11)(12) 102-1
- Statistical Summary of Employment Data for All Federal-Aid Highway Projects, Compiled as of July 31, 1974 (Includes Minority Breakdown), (12) 7554-19
- Statistical Supplement to FTC Report to Congress: Pursuant to the Public Health Cigarette Smoking Act, Dec. 31, 1973, (10) 9404-4
- Statistics for Federal Regions, States, and Metropolitan Areas, 1974, (11) 2324-3
- Statistics of Local Public School Systems. Finances, 1969-70, (10) 4584-4
- Statistics of Privately Owned Electric Utilities in the U.S., Classes A and B Companies, 1972, (10) 9354-2
- Statistics of Public Elementary and Secondary Day Schools, Fall 1973, Pupils, Instructional and Noninstructional Staff, Expenditures and Salaries, (7) 4584-5
- Statistics on Cotton and Related Data, 1920-73, (12) 1568-19
- Statistics on Japan's Frozen Shrimp Imports: 1964-72, (7) 2166-9.11
- Status of Central Station Nuclear Power Reactors, Significant Milestones, (11) 9102-5
- Status of Loan Agreements, As of June 30, 1974, (10) 7202-2
- Status of Prison Health Care, (12) 4102-1.347
- Steam-Electric Plant Air and Water Quality Control Data, Summary Report, 1971, (7) 9354-15
- Steel Import Data: By TSUSA Number, Country of Origin, and Customs Region and Grade, (12) 2012-4
- Stockownership in the U.S.: Characteristics and Trends, (12) 2702-1.350
- Stocks of Hops, (7) 1621-8
- Stocks of Wool and Related Fibers, 1973, (7) 2506-2.12
- Stone, Clay, Glass, and Concrete Products, 1972 Census of Transportation, (10) 2575-1.4
- Stone in 1973: Mineral Industry Surveys Annual Advance Summary, (12) 5614-5.27
- Stone Products and Miscellaneous Nonmetallic Mineral Products Industries, Apr. 1971, (11) 6746-4.80
- Strengthening Instruction in Academic Subjects, Title III, National Defense Education Act as Amended, Annual Report FY71, (11) 4504-14
- Strengthening the System U.S. Civil Service Commission Annual Report, 1973, (7) 9844-15
- Strollers: Summarization of 64 In-Depth Investigations, (11) 9166-2.3
- Structural Clay Products Industry, Apr. 1971, (11) 6746-4.42
- Studies in Public Welfare, Paper No. 15. Welfare in the 70's: A National Study of Benefits Available in 100 Local Areas, (7) 23848-36
- Studies on the Distribution and Flux of Pesticides in Waterways Associated with a Ricefield-Marshland Ecosystem, (10) 482-1.317
- Study of Earthquake Losses in the Los Angeles, Calif. Area, (10) 2148-8
- Study of Employment of Women in the Federal Government, 1973, (12) 9844-7
- Study of French Travel Habits and Patterns, Volume 1, (11) 2908-12
- Study of German Travel Habits and Patterns Volume 1, (11) 2908-8
- Study of Japanese Travel Habits and Patterns: Vol. 2, (12) 2908-14
- Study of Operating Costs for Privately Owned Aircraft, (12) 25408-15.2
- Study of Outdoor Recreation Use of the Public Lands: Vol. 1, (11) 25448-27.2
- Study of Social Costs for Alternate Means of Electrical Power Generation for 1980 and 1990, (12) 9108-42
- Study of the Electric Utility Industry, (10) 9358-22
- Study of the Feasibility of Escrow Accounts on Residential Mortgages Becoming Interest Bearing, (7) 26108-117
- Study of Urban Mass Transportation Needs and Financing, (10) 7308-29
- Subjective Probability Study of Uranium Resources in the State of New Mexico, (12) 9104-19.6
- Subsets of the Standard Code for Information Interchange: Hardware Standard Interchange Codes and Media, (7) 2216-2.16
- Subsurface Waste Injection in the U.S.: Fifteen Case Histories, (11) 5608-25
- Suburbanization and Its Implications for Urban Transportation Systems, (7) 7308-26
- Sugar Act Extension, 1974, (11) 21168-4
- Sugar and Molasses Production Set Record in 1973-74 But World Supplies Tight, (7) 1925-14.1
- Sugar Distribution by Primary Groups Announced For Week Ending (Date), (12) 1802-8
- Sulfur in 1973: Mineral Industry Surveys Annual Advance Summary, (12) 5614-5.28
- Sulfuric Acid, 1973, (7) 2506-2.39
- Summaries of USAEC Environmental Research and Development, (11) 9108-37
- Summarizations of In-Depth Investigations of Product Related Injuries, (11) 9166-2
- Summary and Analysis of Accidents on Railroads in the U.S. 1973, (11) 7604-1
- Summary and Analysis of International Travel to the U.S., (11) 2902-1
- Summary and Analysis of International Travel to the U.S., (7) 2902-1
- Summary of Airline Taxes, 1973, (12) 9144-8
- Summary of Loan Activity and Operating Results Through (Month), (10) 1802-7
- Summary of Mining and Petroleum Laws of the World, (10) 5608-23
- Summary of National Transportation Statistics, (10) 7304-2
- Summary of Small Business Investment Companies (Jan.-Dec. 1973), (7) 9764-3
- Summary of Special Censuses Conducted by the Bureau of the Census Between Jan. 1, 1974 and June 30, 1974, (10) 2546-5.11
- Summary of the Federal Government's Use of the Radio Frequency Spectrum, (12) 608-5
- Summary of 1972 Oil and Gas Statistics for Onshore and Offshore Areas of 151 Countries, (10) 5668-2

**Titles**

- Summary Report: Final Marriage Statistics, 1971, (10) 4146-5.12
- Summary Report-Final Mortality Statistics, 1972. Part I: Demographic Characteristics, (10) 4146-5.11
- Summary Report on the Assessment of Environmental Radioactivity in the Vicinity of the Shippingport Power Station, (11) 9108-38
- Summary Statistics of CPB-Qualified Public Radio Stations: FY72, (7) 4654-1
- Summary Statistics of Public TV Licensees, 1972, (7) 4654-2
- Supplemental Food Program, FY73, (12) 1364-2
- Supplementary Reports, 1970 Census of Population, (10) 2535-1
- Supplementary Reports, 1970 Census of Population, Nos. 65-103, (12) 2535-2
- Supply and Demand Conditions for Teachers and Implications for Federal Programs, (7) 26108-121
- Supply of Health Manpower: 1970 Profiles and Projections to 1990, (10) 4458-40
- Surface Deposition in the U.S., (7) 9102-2.309
- Surgery in Short-Stay Hospitals: U.S., 1972, (10) 4146-5.13
- Survey of Current Business, (7)(10)(11)(12) 2702-1
- Survey of Current International Economic Research, (12) 2012-3
- Survey of Federal and Electric Utility Procurements of Power Equipment, (7) 26108-129
- Survey of the Origin of Exports of Manufacturing Establishments in 1972, (7) 2506-2.3
- Survival Potential and Quality of Care Among Free Clinics, (12) 4102-1.345
- Swimming Pools and associated Equipment (Above Ground): Summarization of 39 In-Depth Investigations, (11) 9166-2.8
- Swimming Pools and Associated Equipment (Below Ground): Summarization of 57 In-Depth Investigations, (11) 9166-2.9
- Switchgear, Switchboard Apparatus, Relays, and Industrial Controls, 1973, (12) 2506-2.86
- Symphonie/Delta 106 Communications Satellite, (12) 9506-2.5
- Synchronous Signaling Rates Between Data Terminal and Data Communication Equipment: Hardware Standard Transmission, (7) 2216-2.23
- Synerisis: The Dynamics of Health, An Analytic Series on the Interactions of Health and Socioeconomic Development, (10) 4006-1
- Synthetic Organic Chemicals: U.S. Production and Sales, Preliminary Reports, (7)(11) 9886-1
- Synthetic Organic Chemicals, U.S. Production and Sales, 1972, (11) 9884-3
- Tabular Summary of Student Questionnaire Data, (11) 4586-1.2
- Taiwan's Fishing Industry: Outlook, (7) 2166-8.1
- Take-Up Reels for One-Inch Perforated Tape for Information Interchange: Hardware Standard Interchange Codes and Media, (7) 2216-2.28
- Talc, Soapstone, and Pyrophyllite in 1973: Mineral Industry Surveys Annual Advance Summary, (12) 5614-5.29
- Tall Fescue Seed Forecast: Southern States Tall Fescue Seed Crop Off 23 Percent, (7) 1621-19.2
- Tall Fescue Seed: U.S. Tall Fescue Seed Production Down, (7) 1621-19.4
- Tannery Costs: Fresh Versus Salt-Cured Cattle Hides, (12) 1568-151
- Tanzania's Agricultural Economy in Brief, (12) 1526-2.62
- Tariff Preferences for Developing Countries, (10) 9886-2.1
- Taxation of Canadian Agriculture, (10) 1544-1.3
- Technical Basis for Interim Regional Tornado Criteria, (12) 9108-45
- Technical Papers, (7)(12) 2626-2
- Technical Report on Effects of Plutonium Utilization on the Performance of Light Water Reactors, (10) 9108-31
- Technological Change and Manpower Trends in Six Industries, (11) 6828-11
- Telephone Density and Telephone Company Area Data, (12) 2808-5
- Television Receivers and Certain Parts Thereof: Investigation No. TEA-I-21 Under Section 301(b)(1) of the Trade Expansion Act of 1962, (10) 9886-3.21
- Television Repair Industry in Louisiana and California: A Case Study, (12) 9406-1.19
- Television Sets. Hazard Analysis, (11) 9166-3.10
- Television Sets: Summarization of 35 In-Depth Investigations, (11) 9166-2.4
- Tennessee: State Government Employee Compensation, 1972, (11) 6786-3.10
- Texas Landings, (12) 2166-4.15
- Textile Finishing, Except Wool Industry, Apr. 1971, (12) 6746-4.109
- Textile Mill Products Industry Employment in the Southeast, 1947-74, (7) 6944-1
- Textured Yarn Production, 1973, (7) 2506-2.13
- Thailand Fishery Trends, (7) 2166-8.11
- Third District Economic Indicators, (12) 9387-2
- Third National Cancer Survey Advanced Three Year Report, 1969-71 Incidence (excluding carcinoma in situ), (10) 4476-2
- Thirty-Ninth Annual Report of the National Labor Relations Board, FY74, (12) 9584-1
- Three Budgets for a Retired Couple, Autumn 1973, (11) 6766-3.11
- Three Budgets for a Retired Couple, Autumn 1973: Comparative Indexes for Ten Region V Areas, (7) 6958-11
- Tidal Current Tables, 1975, Atlantic and Pacific Coasts of North America and Asia, (12) 2174-1
- Tide Tables, High and Low Water Predictions, (11)(12) 2174-2
- Tide Tables, High and Low Water Predictions; Central and Western Pacific Ocean and Indian Ocean, 1975, (12) 2174-2.4
- Timber Development Opportunities in the Republic of Vietnam, (7) 1536-1.21
- Timothy Seed Forecast: Timothy Seed Crop Down 4 Percent, (7) 1621-19.5
- Tips on Preparing Chart Roughs, (7) 1008-6
- Tires and Inner Tubes Industry, June 1971, (11) 6746-4.54
- Title I ESEA: How it Works. A Guide for Parents and Parent Advisory Councils, (7) 4508-22
- Title VI of the Civil Rights Act of 1964, Ten Years Later: Anniversary Progress Report, (10) 4008-15
- Tobacco Manufactures Industry, Apr. 1971, (10) 6746-4.52
- Tobacco Market Review, 1973, (7) 1319-5
- Tobacco Products, SIC Industries 2111, 2121, 2131, and 2141: 1972 Census of Manufactures Industry Series, (10) 2493-1.10
- Tobacco Situation, (7) 1561-10
- Total Customs Collections, (11) 8142-1
- Total Motor-Fuel Consumption by Months, 1973, (10) 7556-2.11
- Total Receipts, Disbursements, and Capital Expenditures for Highways, 1972-75, (12) 7556-2.18
- Toxaphene Content of Estuarine Fauna and Flora Before, During, and After Dredging Toxaphene Contaminated Sediments, (10) 482-1.320
- Toys and Sporting Goods Industry, June 1971, (12) 6746-4.93
- Trade Consequences of Pollution Control: Review of Methodologies, (7) 21644-1
- Trade Journals, Newsletters and Other Periodicals of the U.S. Construction and Building Materials Industries, Part II, (7) 2042-1.305
- Trade of NATO Countries with Communist Countries, 1969-72, (10) 7146-1.18
- Trade Patterns of the West, 1973, (12) 7146-1.11
- Trade Reform Act of 1973, Part 3, (12) 25368-30
- Traffic Safety '73: Report on Activities of National Highway Traffic Safety Administration and Federal Highway Administration Under Highway Safety Act of 1966 and National Traffic and Motor Vehicle Safety Act of 1966, (10) 7764-1
- Traffic Speed Trends, 1974, (12) 7554-17
- Trailer and Semitrailer Registrations, 1973, (7) 7556-2.4
- Training and Treatment Costs in a Community Mental Health Center, (7) 4222-2.301
- Transboundary Air Pollution, Detroit and St. Clair River Areas, (11) 14648-1
- Transport Statistics in the U.S., 1972. Parts 1, 5-9, (12) 9486-1
- Transportation Activities: Selected Farmer Cooperatives, (7) 1128-12
- Transportation Revenue and Traffic of Large Pipeline Companies Carriers Having Annual Operating Revenues of More Than \$500,000, (7) 9482-8
- Travel Expense Amendments Act of 1974., (12) 25408-15
- Treasury and Federal Reserve Foreign Exchange Operations, (7) 9362-1.313
- Treasury Bulletin, (7)(10)(11)(12) 8002-4
- Trends and Variability of Yearly Mean Sea Level, 1893-1972, (11) 2174-4
- Trends in Federal Employment, 1958-72, (10) 6722-1.366
- Trends in Graduate Enrollment in the Sciences 1961 Through 1971, (7) 4446-2.14
- Trends in Refinery Capacity and Utilization, (7) 9304-2

- Trends in the Savings and Loan Field, 1970-73, (12) 9314-1
- Trichinosis Surveillance, Annual Summary, 1973, (7) 4205-10
- Truck and Tractor-Truck Registrations, 1973, (7) 7556-2.2
- Trunkline Carrier Domestic Passenger Enplanements: 1973 and 1972, (11) 9142-18
- Turkeys: Intentions to Raise and Numbers on Farms; and Number Raised, Production and Gross Income, (7) 1625-6
- TV Annual Programming Report, 1973, (11) 9284-11
- TV Broadcast Financial Data, 1973, (12) 9284-2
- Twelfth Annual Report of the Federal Maritime Commission, (11) 9334-1
- Umbrellas and Metal Parts Thereof:  
Investigation No. TEA-I-17 Under Section 301(b) of the Trade Expansion Act of 1962, (10) 9886-3.17
- Umbrellas and Parts of Umbrellas (Except Handles): Investigation No. TEA-I-6 Under Section 301(b)(1) of the Trade Expansion Act of 1962, (10) 9886-3.6
- Underground Storage of Natural Gas by Interstate Pipeline Companies, 1973 and Winter 1973-74, (11) 9354-10
- Unemployment and Sickness Benefit Operations, (10) 9702-1.311
- Unemployment Insurance Claims, (12) 6402-4
- Unemployment Insurance Financial Developments, 1973, (7) 6408-5
- Uniform Crime Reports: Crime in the U.S., 1973, (7) 6224-2
- Union Recognition in the Federal Government: Statistical Report and Listings by Agency, Nov. 1973, (7) 9844-14
- Union Wage Rates: Local-Transit Operating Employees, July 1, 1973, (7) 6784-6
- Union Wages and Employee Benefits in the Printing Industries, July 1, 1973, (11) 6784-5
- Updating the Consumer Price Index, An Overview, (7) 6722-1.346
- Uranium Exploration Expenditures in 1973 and Plans for 1974-75, Apr. 1974, (11) 9104-17
- Uranium Industry Seminar, Oct. 22-23, 1974, (12) 9104-19
- Urban Family Budgets Updated to Autumn 1973, (7) 6722-1.357
- Urban Mass Transportation Abstracts, (10) 7886-1
- Urban Renewal Directory, June 30, 1973, (12) 5122-2
- Urban School Feeding Survey, FY73, (12) 1364-3
- Urgent Need for a Securities Commission Rate Adjustment in an Inflationary Setting, (7) 21508-23.2
- U.S. Actions Needed to Cope with Commodity Shortages, (7) 26108-123
- U.S. Advisory Commission on Information, 27th Report, (12) 17604-1
- U.S. Agricultural Export Shares by Regions and States, FY74, (12) 1522-1.336
- U.S. Agricultural Exports as a Share of Production, (12) 1522-1.341
- U.S. Agricultural Exports to Mid-east Markets Growing Rapidly, (10) 1522-1.334
- U.S. Agricultural Exports to the Enlarged European Community, (12) 1522-1.342
- U.S. Agricultural Exports Under Public Law 480, (12) 1528-8
- U.S. Agricultural Import Value Up More Than 50 Percent in Last 5 Years, (12) 1522-1.343
- U.S. Agricultural Imports from the European Community Up More Than One-Third in 1973, (7) 1522-1.324
- U.S. Agricultural Trade with Central America, (10) 1522-1.333
- U.S. Became Net Importer of Dairy Products in 1973, (7) 1925-10.3
- U.S. Chemical Warfare Policy, (11) 21388-19
- U.S. Commercial Fishery Vessels by Gear Type, 1969, (10) 2168-9
- U.S. Continues to be Net Dairy Product Importer in FY74, (10) 1925-10.4
- U.S. Cotton Exports Reach 5.7 Million Running Bales, (7) 1925-4.18
- U.S. Courts: Pictorial Summary, FY74, (12) 18204-9
- U.S. Direct Investment Abroad in 1973, (11) 2702-1.341
- U.S. Earthquakes, 1972, (12) 2154-1
- U.S. East European Trade: Considerations Involved in Granting Most Favored Nation Treatment to the Countries of Eastern Europe, (10) 9886-2.4
- U.S. Economic Assistance to Turkey, (10) 26108-145
- U.S. Economy in 1985: Summary of BLS Projections, (7) 6728-4
- U.S. Energy Prospects: An Engineering Viewpoint, (7) 25408-11
- U.S. Energy Resources, A Review as of 1972: Part 1, (7) 25448-23
- U.S. Export Sales, (10) 1922-3
- U.S. Exports and Imports, SIC-Based Products: Annual 1973, (12) 2424-6
- U.S. Exports/Domestic Merchandise, SIC-Based Products by World Areas, (12) 2424-6.1
- U.S. Farm Exports Hit \$21.3 Billion Record in FY74, (7) 1522-1.326
- U.S. Food and Fiber Sector: Energy Use and Outlook, (11) 25168-15
- U.S. Foreign Agricultural Trade Statistical Report, FY74, (12) 1524-1
- U.S. Foreign Trade by Quarters, Apr.-June 1972 and 1974, (11) 2026-2.59
- U.S. Foreign Trade by Quarters, Jan.-Mar. 1972 and 1974, (7) 2026-2.38
- U.S. Foreign Trade: Exports, (7) 2424-5
- U.S. Foreign Trade: Exports. World Area by Commodity Groupings, (7) 2424-5.2
- U.S. Foreign Trade: General Imports, (11)(12) 2424-2
- U.S. Foreign Trade: General Imports. Commodity Groupings by World Area, (11) 2424-2.1
- U.S. Foreign Trade: General Imports. Schedule A. Commodity by Country., (11) 2422-2
- U.S. Foreign Trade: General Imports. World Area by Commodity Groupings, (12) 2424-2.2
- U.S. Foreign Trade in Construction Materials, (10) 2042-1.306
- U.S. Foreign Trade: Vessel Entrances and Clearances, 1973. Type of Vessel and Tonnage, (10) 2424-7
- U.S. Funding for U.N. Middle East Peacekeeping Forces, (12) 21388-20
- U.S. General Imports, (10) 2056-1
- U.S. General Imports: Schedule A, Commodity by Country, (11) 2422-2
- U.S. Ginseng in the Far East Market, (12) 1926-1.59
- U.S. Imports and Exports of Natural Gas, 1973, (11) 9354-16
- U.S. Imports for Consumption, (12) 2422-11
- U.S. Imports/Consumption and General, SIC-Based Products by World Areas, (12) 2424-6.2
- U.S. Industrial Outlook 1975, With Projections to 1980, (11) 2044-1
- U.S. Information Agency, 41st Semiannual Report to the Congress, July 1-Dec. 31, 1973, (12) 9852-1
- U.S. International Agricultural Trade: Its Growing Importance to the Nation's Economy, (12) 1006-1
- U.S. International Air Cargo Markets, 1972, (11) 9148-16
- U.S. International Telecommunication Rate History, (12) 2808-4
- U.S. Life Tables by Dentulous or Edentulous Condition, 1971 and 1957-58, (7) 4147-2.64
- U.S. Magistrates: How Their Services have Assisted Administration of Several District Courts; More Improvements Needed, (10) 26108-139
- U.S. Manufactured Tobacco Exports, (7) 1925-16.4
- U.S. Maps: Series GE-50, (7)(11) 2446-3
- U.S. Mexican Trade Sets New Record, (7) 1522-1.329
- U.S. National Committee on Vital and Health Statistics, FY74 Annual Report, (12) 4164-1
- U.S. Overseas Loans and Grants and Assistance from International Organizations, July 1, 1945-June 30, 1973, (10) 7204-4
- U.S. Population Projections for OASDHI Cost Estimates, (10) 4706-1.72
- U.S. Production and Sales of Crude Products from Petroleum and Natural Gas, 1973, Preliminary Report, (11) 9886-1.2
- U.S. Production and Sales of Elastomers, 1973, Preliminary Report, (7) 9886-1.10
- U.S. Production and Sales of Flavor and Perfume Materials, 1973, Preliminary Report, (7) 9886-1.7
- U.S. Production and Sales of Medicinal Chemicals, 1973, Preliminary Report, (11) 9886-1.6
- U.S. Production and Sales of Organic Pigments, 1973, Preliminary Report, (7) 9886-1.5
- U.S. Production and Sales of Plasticizers, 1973, Preliminary Report, (7) 9886-1.11
- U.S. Production and Sales of Plastics and Resin Materials, 1973, Preliminary Report, (11) 9886-1.8
- U.S. Production and Sales of Rubber Processing Chemicals, 1973, Preliminary Report, (7) 9886-1.9
- U.S. Production and Sales of Tar and Tar Crudes, 1973, Preliminary Report, (11) 9886-1.1
- U.S. Rice: Distribution Patterns, 1972/73, (12) 1568-114
- U.S. Scientists Abroad: An Examination of Major Programs for Nongovernmental Scientific Exchange, (7) 21388-15

A

**Titles**

- U.S. Secret Service, Appropriations Committee Hearings, FY75, (7) 8464-2
- U.S. Sunflower Seed Situation, (11) 1561-3.303
- U.S. Tariff Commission Staff Research Studies, (10) 9886-2
- U.S. Telecommunications Industry: Growth Implications and Capital Requirements, (12) 1548-66
- U.S. Textile Fiber Demand: Price Elasticities in Major End-Use Markets, (12) 1548-66
- U.S. Trade in Essential Oils Up in 1973, First Half of 1974, (7) 1925-15.2
- U.S. Trade in Livestock and Livestock Products for July, (7) 1925-20.9
- U.S. Trade in Livestock and Livestock Products for June, (7) 1925-20.8
- U.S. Trade in Livestock, Meat, and Meat Products for April, (7) 1925-20.7
- U.S. Trade in Poultry Products in FY74, (7) 1925-11.4
- U.S. Trade on Poultry and Eggs Up in 1973, (7) 1925-11.3
- U.S. Trade Status with Socialist Countries, (7) 2032-2
- U.S. Trade with Major Trading Partners, 1967-73, (7) 2026-2.35
- U.S.A. Business Community: Its Composition and Changing Nature, With Special Reference to Small Business, (10) 25728-3
- USDA Marketing Study Team Report, (7) 1008-8
- Use of Contraceptive Services in Periods of Receipt and Non-Receipt of AFDC, (12) 4102-1.342
- Use of Medical Services by Disability Beneficiaries, July-Dec. 1971, (12) 4746-1.29
- Use of U.S.-Owned Foreign Currencies, (10) 26108-140
- Uses of GBF/DIME, (12) 2306-2.15
- Using Census Data To Select a Store Site, (12) 9768-4
- Utility Financing Problems and National Energy Policy, (7) 25448-22.2
- Utilization of Criminalistics Services by the Police: An Analysis of the Physical Evidence Recovery Process, (11) 6068-35
- Utilization of Federal Laboratories, (7) 21188-1
- Utilization of Manufacturing Capacity, Mar. 1973 and June 1974, (10) 2702-1.337
- Utilization of Manufacturing Capacity, 1965-73, (7) 2702-1.322
- Utilization of Short Stay Hospitals, by Diagnosis: U.S., 1972, (7) 4146-5.9
- Utilization of Short-Stay Hospitals: Summary of Nonmedical Statistics, U.S., 1971, (10) 4147-13.17
- Value for Money in Health Services, (7) 4742-1.317
- Value of New Construction Put in Place, (7) 2382-4
- Value of U.S. Agricultural Imports Up 30 Percent in FY74, (7) 1522-1.327
- Vegetable Seed Stocks: Carryover of Vegetable Seeds, (7) 1621-17.5
- Vegetable Situation, (7)(11) 1561-11
- Vegetables, Fresh Market, (12) 1621-12
- Vegetables, Processing, (12) 1621-13
- Vermiculite in 1973: Mineral Industry Surveys Annual Advance Summary, (12) 5614-5.30
- Versatility of Feed in Supply of Enriched Uranium, (12) 9104-19.13
- Vessel Entrances and Clearances, 1973: Type of Vessel and Tonnage, (10) 2424-7
- Vessel Inventory Report: U.S. Flag Dry Cargo and Tanker Fleets 1,000 Gross Tons and Over, (11) 2122-3
- Veteran Population, June 1974, (7) 9922-3
- Veterans' Administration: Summary of Medical Programs, Preliminary, (12) 21768-10
- Veterans Disability Compensation and Survivor Benefits Act of 1974, (7) 4746-11.22
- Viet-Nam, Republic of: Background Notes, (12) 7006-2.158
- Vietnam Drug User Returns, (12) 818-2
- Vietnam Field Reports Series, (7) 1536-1
- Virginia Landings, (7) 2166-4.7
- Vital and Health Statistics Series 10: Data from the Health Interview Survey, (11)(12) 4147-10
- Vital and Health Statistics Series 11: Data from the Health Examination Survey, (10) 4147-11
- Vital and Health Statistics Series 13: Data from the Hospital Discharge Survey, (10) 4147-13
- Vital and Health Statistics Series 14: Data on Health Resources: Manpower and Facilities, (10) 4147-14
- Vital and Health Statistics Series 2: Data Evaluation and Methods Research, (7) 4147-2
- Vital and Health Statistics Series 4: Documents and Committee Reports, (10) 4147-4
- Vital Majority: 1973 Annual Report, U.S. Small Business Administration, (12) 9764-1
- Vital Statistics of the U.S., 1970. Vol. II, Mortality, Part B, (11) 4144-3
- Vital Statistics Report Supplements, 1974, (10)(11) 4146-5
- Vocabulary for Information Processing: Software Documentation, (7) 2216-2.12
- Vocational Education: Characteristics of Students and Staff, 1972, (7) 4648-4
- Vocational Education in Major Cities, (12) 4504-4.4
- Vocational Education Information, FY73, (7)(12) 4504-4
- Vocational Education, State by State Analysis, (12) 4504-4.5
- Voluntary Foreign Aid Programs: Reports of American Voluntary Agencies Engaged in Overseas Relief and Development Registered with the Advisory Committee on Voluntary Foreign Aid, (11) 7204-13
- Wage Chronologies, (7)(12) 6787-7
- Wage Chronology: Aluminum Company of America with United Steelworkers of America and Aluminum Workers International Union, Nov. 1939-Jan. 1974, (7) 6787-7.49
- Wage Chronology: A.T.&T.-Long Lines Department, Oct. 1940-July 1974, (7) 6787-7.47
- Wage Chronology: Pacific Longshore Workers, Aug. 1969-July 1975, (12) 6787-7.22
- Wage Chronology: U.S. Steel Corp. and United Steelworkers of America, Mar. 1937-Apr. 1974, (7) 6787-7.48
- Wages and Related Benefits in Metal Mining, Sept. 1972: Industry Wage Surveys, (7) 6787-6.77
- Watches, Watch Movements, and Parts of Watch Movements: Investigation No. TEA-I-7 Under Section 301(b) of the Trade Expansion Act of 1962, (10) 9886-3.7
- Water and Land Resource Accomplishments, 1973, (11) 5824-1
- Water Bank Program: Status of 1972, 1973 and 1974 Agreements as of June 30, 1974, (7) 1802-5
- Water Quality Criteria, 1972, (7) 9208-29
- Water Quality Index Application in the Kansas River Basin, (11) 9208-32
- Water Supply Outlook for Montana, Snow Pillow Records, 1974 Water Year, (10) 1264-7
- Water Supply Summary, Fall 1974, (10) 1264-4
- Water Supply Summary and Outlook for Oregon, (10) 1268-7
- Weaving and Finishing Mills (Wool) Industry, June 1971, (12) 6746-4.103
- Weaving Mills (Cotton) Industry, Apr. 1971, (12) 6746-4.102
- Weaving Mills (Synthetics and Silk) Industry, Apr. 1971, (12) 6746-4.106
- Welfare in the 70's: A National Study of Benefits Available in 100 Local Areas, (7) 23848-36
- Western Europe's Beef Production, Consumption, and Trade: Situation and Outlook, (12) 1528-74
- Western Samoa, Background Notes, (7) 7006-2.159
- What Farm Exports Mean to You, (12) 1006-1.1
- What Makes U.S. Farm Trade Grow, (12) 1006-1.4
- What Our Farm Exports Mean to the World, (12) 1006-1.2
- Wheat and Feedgrains, (12) 1925-2.25
- Whisky (Except Irish, Irish Type, Scotch, and Scotch Type): Investigation No. TEA-I-5 Under Section 301(b)(1) of the Trade Expansion Act of 1962, (10) 9886-3.5
- Who Buys Our Farm Products?, (12) 1006-1.5
- Wholesale Prices and Price Indexes, (7) 6762-6
- Widows Study, (7) 25528-19.1
- Wildfire Statistics, 1973, (7) 1204-4
- Women in Apprenticeship-Why Not?, (7) 6407-19
- Women Workers, Series of Reports by States, (10) 6566-1
- Women Workers in Delaware, 1970, (7) 6566-1.8
- Women Workers in Idaho, 1970, (7) 6566-1.13
- Women Workers in Kansas, 1970, (7) 6566-1.17
- Women Workers in Mississippi, 1970, (7) 6566-1.25
- Women Workers in Nevada, 1970, (7) 6566-1.29
- Women Workers in New Hampshire, 1970, (7) 6566-1.30
- Women Workers in North Dakota, 1970, (7) 6566-1.35



- Women Workers in South Dakota, 1970, (7) 6566-1.42
- Women Workers in Washington, 1970, (7) 6566-1.48
- Women Workers in West Virginia, 1970, (10) 6566-1.49
- Women Workers in Wyoming, 1970, (7) 6566-1.51
- Women Workers Today, (11) 6568-9
- Women's and Children's Undergarments Industry, May 1971, (11) 6746-4.21
- Women's and Misses' Outerwear Industry, May 1971, (11) 6746-4.32
- Women's Participation in Labor Organizations, (10) 6722-1.364
- Wood Buildings and Mobile Homes, SIC Industry Group 245: 1972 Census of Manufactures Industry Series, (12) 2493-1.25
- Wood Handbook: Wood as an Engineering Material, (11) 1208-10
- Wood Preservation Statistics, 1973, (11) 1204-13
- Wooden Containers Industry, May 1971, (11) 6746-4.38
- Wool Situation, (11) 1561-13
- Words on Aging, (12) 4848-7
- Work Experience and Income of the Population Aged 60 and Older, 1971, (11) 4742-1.324
- Work Experience of the Population, 1973, (12) 6722-1.380
- Working Papers of the Office of Economic Research: Federal Home Loan Bank Board, (12) 9318-2
- Workmen's Compensation Under Scrutiny, (10) 4742-1.322
- World Agricultural Situation, (7) 1524-3
- World Agricultural Situation, (12) 1522-3
- World Bovine Hide Production, (11) 1925-20.11
- World Bovine Hide Production, (12) 1925-3.11
- World Butter and Cheese Production Up Again in 1973, (7) 1925-10.2
- World Cigarette Output Gains 3.7 Percent in 1973, (11) 1925-16.5
- World Cocoa Bean Production to be Up Slightly in 1974-75, (12) 1925-9.2
- World Cotton Production Up Marginally in 1974-75, (12) 1925-4.21
- World Cotton Trade in 1974-75 to Drop Sharply, (12) 1925-4.22
- World Demographic Patterns Maps, (7) 2446-7
- World Exports of Oilseeds, Fats, and Oils Continue Below Trend in 1974, (12) 1925-1.10
- World Fertility Pattern, 1972, (7) 2446-7.1
- World Fertilizer Market Review and Outlook, (12) 9804-9
- World Fertilizer Situation: 1975, 1976, and 1980, (12) 1508-13
- World Food Situation: Trends and Prospects, (7) 25588-9.1
- World Gas Reserves, Production: FPC Staff Report, (12) 9358-27
- World Grain Prospects, 1974-75: Prices and Production, (10) 7146-1.22
- World Grain Situation: Review and Outlook, (7) 1925-2.20
- World Grain Situation: Review and Outlook, (7) 1925-2.22
- World Grain Situation: Review and Outlook: Wheat and Feedgrains, (7) 1925-2.17
- World Grain Situation: Review and Outlook, Wheat and Feedgrains, (11) 1925-2.23
- World Grain Trade Statistics, 1950-51/1972-73, (10) 1926-1.56
- World Lard Production and Trade, (7) 1925-3.9
- World Milk Production for 1974 Up Nearly 2 Percent, (11) 1925-10.5
- World Mineral Production in 1970 and 1971, (12) 5614-4
- World Monetary Conditions in Relation to Agricultural Trade, (11) 1522-2
- World Mortality Pattern, 1972, (7) 2446-7.3
- World Motor Vehicle Production and Registration, 1972-73, (7) 2044-4
- World Oil Developments and U.S. Oil Import Policies: Report Prepared for the Committee on Finance, U.S. Senate, (7) 9888-2
- World Population Growth Pattern, 1972, (7) 2446-7.2
- World Poultry Meat Production Continued Uptrend in 1973, Only Moderate Increases Expected in 1974, (7) 1925-11.2
- World Strength of the Communist Party Organizations, 1973, (10) 7144-1
- World Sugar Trade Increases, Molasses Exports Up in 1973, (7) 1925-14.2
- World Supply and Demand Situation, (12) 1925-4.23
- World Tallow Trade and Production, (7) 1925-3.10
- World Tea Production Up Slightly in 1974, (10) 1925-15.3
- World Tobacco Trade Remains High in 1973, (7) 1925-16.3
- World Trade Outlook for Africa, (7) 2026-2.42
- World Trade Outlook for Latin America, (7) 2026-2.43
- World Trade Outlook for the Far East, (7) 2026-2.40
- World Trade Outlook for the Near East and South Asia, (11) 2026-2.41
- World Trade Outlook for Western Europe and Canada, (11) 2026-2.44
- World Weather Program: Plan for FY75, (10) 2144-1
- World's Monetary Stocks of Gold, Silver, and Coins in 1972, (11) 8204-2
- Yarn and Thread Mills Industry, Apr. 1971, (12) 6746-4.101
- Year-Round Daylight Saving Time Study, (7) 7308-27
- Zirconium and Hafnium in 1973: Mineral Industry Surveys Annual Advance Summary, (12) 5614-5.31
- 100 Companies: Companies Receiving the Largest Dollar Volume of Prime Contract Awards, FY74, (12) 3544-5
- 17th Annual Report: Colorado River Storage Project and Participating Projects for FY73, (11) 5824-3
- 18th Annual Report of the President of the U.S. on the Trade Agreements Program, 1973, (12) 444-1
- 1953 Revised, (10) 1561-7.305
- 1966 Cropland Conversion Program: Agreements, Designated Acreage, and Adjustment Payments as of Dec. 31, 1973, (7) 1804-15
- 1969 Census of Agriculture. Vol. 5, Special Reports. Part 11: Farm Finance, (7) 2339-11
- 1969 Census of Agriculture. Vol. 5, Special Reports. Part 14: Procedural History, (7) 2339-14
- 1970 Census Data: Characteristics of Cities and Unincorporated Places, Los Angeles County, (12) 2306-6.5
- 1970 Census Data for Mental Health Areas, (12) 2306-6.9
- 1970 Census of Population. Supplementary Reports, Series PC(S1), (10) 2535-1
- 1970 Census of Population. Supplementary Reports, Series PC(S1), Nos. 65-103: Low Income Neighborhoods in Large Cities, 1970, (12) 2535-2
- 1970 Census of Population and Housing: Accuracy of Data for Selected Population Characteristics as Measured by Reinterviews, (7) 2557-12
- 1970 Census of Population and Housing. Evaluation Report PHC(E)-6: Effect of Special Procedures to Improve Coverage in the 1970 Census, (12) 2557-13
- 1970 Census of Population and Housing. Procedural Report PHC(R)-1: Procedural History, (7)(12) 2557-1
- 1970 Census: Selected Social and Economic Characteristics for Cities and Unincorporated Places in Los Angeles County, (12) 2306-6.11
- 1972 Census of Governments. Vol. 3. Public Employment. No. 1: Employment of Major Local Governments, (7) 2455-1
- 1972 Census of Governments. Vol. 3. Public Employment. No. 2: Compendium of Public Employment, (12) 2455-2
- 1972 Census of Governments. Vol. 3. Public Employment. No. 3: Management-Labor Relations in State and Local Governments, (11) 2455-3
- 1972 Census of Governments. Vol. 4. Government Finances. No. 4: Finances of Municipalities and Township Governments, (7) 2457-4
- 1972 Census of Governments. Vol. 4. Government Finances. No. 5: Compendium of Government Finances, (11) 2457-5
- 1972 Census of Governments. Vol. 6. Topical Studies. No. 4: Historical Statistics on Governmental Finances and Employment, (12) 2460-4
- 1972 Census of Manufactures: Industry Series, (10)(11) 2493-1
- 1972 Census of Manufactures: Industry Series, (12) 2493-1
- 1972 Census of Manufactures. Preliminary Reports: Area Series, (7) 2491-3
- 1972 Census of Manufactures. Special Report: Fuels and Electric Energy Consumed (Supplement), (10) 2499-6
- 1972 Census of Mineral Industries. Industry Series, (11) 2513-1
- 1972 Census of Mineral Industries. Industry Series, (12) 2513-1
- 1972 Census of Retail Trade: Area Statistics, (7)(10)(11)(12) 2397-1
- 1972 Census of Retail Trade. Major Retail Centers in Standard Metropolitan Statistical Areas, (11)(12) 2401-1

**Titles****Approved For Release 2004/10/13 : CIA-RDP88-01315R000200290001-4**

- 1972 Census of Retail Trade. Press Releases (Preliminary Data), (7) 2395-1
- 1972 Census of Retail Trade. Subject Series: Capital Expenditures, Fixed Assets, and Rental Payments, (11) 2399-2
- 1972 Census of Selected Service Industries: Area Statistics, (7)(10)(11)(12) 2391-1
- 1972 Census of Selected Service Industries. Press Releases (Preliminary Data), (7) 2390-1
- 1972 Census of Transportation. Commodity Transportation Survey, Commodity Series, (10)(11)(12) 2575-1
- 1972 Census of Transportation. Commodity Transportation Survey, Special Report Series. TC72C3-1: Printing, Publishing, and Allied Industries (Except Newspapers and Periodicals), (11) 2575-4
- 1972 Census of Transportation. Commodity Transportation Survey. Special Report Series TC72C3-2: Traffic Patterns of Small Manufacturing Plants, (12) 2575-5
- 1972 Census of Transportation. Vol. 2: Truck Inventory and Use Survey, (12) 2573-2
- 1972 Census of Wholesale Trade: Area Statistics, (7)(10)(11)(12) 2405-1
- 1972 Census of Wholesale Trade. Press Releases (Preliminary Data), (7) 2403-1
- 1972 Economic Censuses of Outlying Areas: Puerto Rico Census of Manufactures, (11) 2591-4
- 1972 National Airport System Plan, (10) 7508-2
- 1972 OBERS Projections, Regional Economic Activity in the U.S.: Series E Population, (11) 17708-4
- 1972 Survey and Assessment of Air Pollution Damage to Vegetation in New Jersey, (7) 9198-28
- 1972 Survey of Minority-Owned Business Enterprises, (12) 2328-5
- 1972-73 Consumer Expenditure Survey, (12) 6722-1.376
- 1973 Annual Report, U.S. Small Business Administration: The Vital Majority, (12) 9764-1
- 1973 Annual Statistical Review, Federal Reserve Bank of Minneapolis, Ninth Federal Reserve District, (12) 9383-3
- 1973 Graduate Science Enrollment Down Another 2 Percent, (7) 9626-2.38
- 1973 Wage Gains in Manufacturing Exceeded Those of 1972, (10) 6782-1.302
- 1973 World Corn Production Was Record Crop, (7) 1925-2.19
- 1974 Amendments to the Federal Minimum Wage Law, (7) 6722-1.349
- 1974 Annual Report of the Board of Trustees of the Federal Hospital Insurance Trust Fund, (10) 21784-9
- 1974 Annual Report of the Board of Trustees of the Federal Old-Age and Survivors Insurance and Disability Insurance Trust Funds, (10) 21784-8
- 1974 Annual Report of the Board of Trustees of the Federal Supplementary Medical Insurance Trust Fund, (10) 21784-7
- 1974 Gas Mileage Guide for Car Buyers, Fuel Economy Test Results for Automobiles, (11) 9194-3
- 1974 Handbook of Agricultural Charts, (12) 1504-3
- 1974 Plant and Equipment Expenditure Programs (quarterly), (7) 2702-1.320
- 1974 Plant and Equipment Expenditure Programs (quarterly), (10) 2702-1.336
- 1974 Price Index of Operating Costs for Rent Stabilized Apartment Houses in New York City, (7) 6926-1.38
- 1974-75 Coffee Crop Up Sharply Over 1973-74, (7) 1925-5.3
- 1975 U.S. Agricultural Outlook, (12) 25164-1
- \$495 Billion Debt Limit, (10) 25368-29
- 500 Contractors: Contractors Receiving the Largest Dollar Volume of Military Prime Contract Awards for RDT&E, FY74, (12) 3544-4

# INDEX BY AGENCY REPORT NUMBERS

Agency report number practices vary from agency to agency and even from publication to publication within an agency. Sometimes they are noted on the publication in question, sometimes they are not. We have attempted to list every agency report number available to us in the form in which it appears on the publication in question.

A number of publications covered did not have identifiable assigned numbers, and therefore are not included in this list.

## Index by Agency Report Numbers

### EXECUTIVE OFFICE OF THE PRESIDENT

**Comestic Council**  
HUD-386-CPD..... (12) 264-1  
**Office of Telecommunications Policy**  
TELE-IRAC-74-08 ..... (11) 602-1  
**Special Action Office for  
Drug Abuse Prevention**  
Mono. Series A, No. 2 ..... (12) 818-2

### DEPARTMENT OF AGRICULTURE

AER 138/supp.1973 ..... (12) 1544-4  
AER 248 ..... (7) 1568-147  
AER 248/supp ..... (7) 1568-147.1  
AER 250 ..... (7) 1548-57  
AER 252 ..... (7) 1588-2  
AER 264 ..... (7) 1548-59  
AER 265 ..... (7) 1594-2  
AER 266 ..... (7) 1548-60  
AER 269 ..... (12) 1598-106  
AER 270 ..... (7) 1598-104  
AER 274 ..... (12) 1598-107  
AER 276 ..... (12) 1568-153  
AFO- 15 ..... (12) 1541-1  
Agric. Hndbk. 72 ..... (11) 1208-10  
Agric. Hndbk. 477 ..... (12) 1504-3  
Agric. Inf. Bull. 361 ..... (12) 1708-16  
AIB 376 ..... (7) 1544-3  
ARS-NE-(v.nos.&nos.) ..... (7) 1702-2  
BI No. 3 ..... (7) 1808-9  
BI No. 11 ..... (7) 1808-8  
CD 79 ..... (7) 1541-8  
CrPr 2-2(7-74) ..... (7) 1621-1.10  
CrPr 2-2(8-74) ..... (7) 1621-1.11  
CrPr 2-2(9-74) ..... (7) 1621-1.12  
CrPr 2-2(10-74) ..... (10) 1621-1.13  
CrPr 2-2(11-74) ..... (11) 1621-1.14  
CrPr 2-2(12-74) ..... (12) 1621-1.15  
CrPr 2-3(12-74) ..... (12) 1621-1.16  
CS (nos.) ..... (7) 1561-1  
DS (series) ..... (7) 1561-2  
DS-38R ..... (7) 1804-15  
ERS 2(1974) ..... (7) 1564-3  
ERS 368 Supp. 5 ..... (12) 1504-2  
ERS 550 ..... (12) 1548-67  
ERS 554 ..... (7) 1564-5  
ERS 557 ..... (7) 1568-149  
ERS 564 ..... (7) 1508-12  
ERS 567 ..... (12) 1568-114  
ERS 575 ..... (12) 1546-1.6  
ERS 576 ..... (12) 1546-1.7  
ERS 577 ..... (12) 1546-1.8  
ERS 578 ..... (12) 1546-1.9  
ERS 579 ..... (12) 1546-1.10  
ERS 580 ..... (12) 1546-1.11  
ERS-263 ..... (7) 1588-20  
ERS-547 ..... (7) 1598-103  
ERS-551 ..... (7) 1588-21  
ERS-559 ..... (7) 1548-58  
ERS-561 ..... (7) 1594-1  
ERS-570 ..... (7) 1546-1.1

ERS-571 ..... (7) 1546-1.2  
ERS-572 ..... (7) 1546-1.3  
ERS-573 ..... (7) 1546-1.4  
ERS-574 ..... (7) 1546-1.5  
ERS-Foreign 346 ..... (7) 1528-70  
ERS-Foreign 364 ..... (7) 1548-61  
ERS-Foreign 366 ..... (12) 1526-2.62  
ERS-Foreign 367 ..... (12) 1528-74  
ERS-Foreign 368 ..... (12) 1528-73  
ERS-Foreign 395 ..... (12) 1528-8  
Exp 1-1(date) ..... (10) 1621-20  
FAER 83 ..... (7) 1528-71  
FAER 95 ..... (7) 1536-2.14  
FAER 97 ..... (12) 1528-72  
FAS M 201..... (7) 1926-1.9  
FAS M- 258 ..... (10) 1926-1.56  
FAS M-259..... (12) 1926-1.58  
FAS M-260..... (11) 1926-1.57  
FAS M-261..... (12) 1926-1.59  
FC 15-74 ..... (7) 1925-4.15  
FC 16-74 ..... (7) 1925-4.16  
FC 17-74 ..... (7) 1925-4.17  
FC 18-74 ..... (7) 1925-4.18  
FC 19-74 ..... (11) 1925-4.19  
FC 20-74 ..... (12) 1925-4.20  
FC 21-74 ..... (12) 1925-4.21  
FC 22-74 ..... (12) 1925-4.22  
FC 23-74 ..... (12) 1925-4.23  
FC 24-74 ..... (12) 1925-4.24  
FCAN 4-74..... (10) 1925-7.4  
FCAN 5-74..... (12) 1925-7.5  
FCB 2-74..... (12) 1925-9.2  
FCOF 3-74 ..... (7) 1925-5.3  
FCOF 4-74 ..... (10) 1925-5.4  
FCS Inf. 96..... (7) 1128-12  
FCS Service Rpt. 123 ..... (7) 1128-11  
FCS Service Rpt. 138 ..... (12) 1128-13  
FCS Service Rpt. 139 ..... (12) 1128-15  
FCS Service Rpt. 140 ..... (12) 1128-17  
FCS Service Rpt. 141 ..... (12) 1128-14  
FD 2-74..... (7) 1925-10.2  
FD 3-74..... (7) 1925-10.3  
FD 4-74..... (10) 1925-10.4  
FD 5-74..... (11) 1925-10.5  
FDAP 1-74..... (11) 1925-22  
FDD Field Rpt. 44 ..... (7) 1536-1.19  
FDD Field Rpt. 45 ..... (7) 1536-1.20  
FDD Field Rpt. 46 ..... (7) 1536-1.21  
FDF- 1-74 ..... (7) 1925-21  
FdS (nos.) ..... (7)(12) 1561-4  
FG 17-74 ..... (7) 1925-2.17  
FG 18-74 ..... (7) 1925-2.18  
FG 19-74 ..... (7) 1925-2.19  
FG 20-74 ..... (7) 1925-2.20  
FG 21-74 ..... (7) 1925-2.21  
FG 22-74 ..... (7) 1925-2.22  
FG 23-74 ..... (11) 1925-2.23  
FG 24-74 ..... (11) 1925-2.24  
FG 25-74 ..... (12) 1925-2.25  
FIS 224 ..... (7) 1541-2  
FIS 224 Supp ..... (7) 1541-3  
FLM 9-74 ..... (7) 1925-3.9  
FLM 10-74 ..... (7) 1925-3.10

FLM 11-74 ..... (12) 1925-3.11  
FLM 12-74 ..... (12) 1925-3.12  
FLM-11-74 ..... (11) 1925-20.11  
FLM-MT 6-74 ..... (7) 1925-20.6  
FLM-MT 7-74 ..... (7) 1925-20.7  
FLM-MT 8-74 ..... (7) 1925-20.8  
FLM-MT 9-74 ..... (7) 1925-20.9  
FLM-MT-10-74 ..... (10) 1925-20.10  
FNS 129 ..... (12) 1364-1  
FOP 8-74 ..... (11) 1925-1.8  
FOP 9-74 ..... (12) 1925-1.9  
FOP 10-74 ..... (12) 1925-1.10  
FOP 11-74 ..... (12) 1925-1.11  
FOS (nos.) ..... (11) 1561-3  
FPE 2-74 ..... (7) 1925-11.2  
FPE 3-74 ..... (7) 1925-11.3  
FPE 4-74 ..... (7) 1925-11.4  
FPE 5-74 ..... (12) 1925-11.5  
FrNt 2-2-2(74) ..... (7) 1621-18.4  
FrNt 2-4(10-74) ..... (10) 1621-18.7  
FrNt 3-1(74)..... (10) 1621-18.3  
FS 1-74 ..... (7) 1925-14.1  
FS 2-74 ..... (7) 1925-14.2  
FS 4 ..... (12) 1561-5  
FS 5 ..... (12) 1561-5  
FT 3-74 ..... (7) 1925-16.3  
FT 4-74 ..... (7) 1925-16.4  
FT 5-74 ..... (11) 1925-16.5  
FT 455-73 ..... (7) 2424-5.2  
FTEA 2-74 ..... (7) 1925-15.2  
FTEA 3-74 ..... (10) 1925-15.3  
FVF 3-74 ..... (12) 1925-17.3  
FVUS-6(1973) ..... (7) 1311-4.6  
FVUS-7(1973) ..... (7) 1311-4.7  
GrLg 11-1(9-74)..... (7) 1621-5  
H. Doc. 93-362 ..... (12) 1004-5  
Hny (9-74) ..... (7) 1631-6.2  
LMS (nos.) ..... (7)(10)(11)(12) 1561-7  
LvGb 1(74) ..... (7) 1623-1  
Misc. Pub. 1292 ..... (12) 1204-12  
Mktg. Res. Rpt. 1026 ..... (7) 1568-150  
Mktg. Res. Rpt. 1027 ..... (7) 1548-56  
Mktg. Res. Rpt. 1029 ..... (12) 1708-21  
Mktg. Res. Rpt. 1032 ..... (12) 1568-151  
Mktg. Res. Rpt. 1034 ..... (12) 1548-65  
MtAn 5-1(7-74) ..... (7) 1623-7  
MTS (nos.) ..... (7) 1541-6  
PES (nos.) ..... (11) 1561-9  
Pot 6(74) ..... (7) 1621-11  
Pou 3-2(8-74) ..... (7) 1625-6.3  
Pr 1-3(74) ..... (7) 1629-1.2  
Pr 1-4(7-74) ..... (7) 1629-2  
REA Bull. 1-1..... (7) 1244-1  
REA Bull. 111-2..... (12) 1244-5  
REA Bull. 300-1..... (7) 1244-2  
REA Elec. Prog. Stat. Bull. 317 ..... (7) 1242-1  
RET-13 ..... (12) 1544-5  
RS 24 ..... (10) 1561-8  
SeHy 1-1(8-74)..... (7) 1621-17.5  
SeHy 1-1(10-74)..... (10) 1621-19.6  
SeHy 1-1(10-74)..... (10) 1621-19.7  
SeHy 1-4(8-74) ..... (7) 1621-17.4  
SpCr 1(8-74) ..... (7) 1621-18.6

SpCr 2(9-74).....	(7)	1621-8	Census CBP-73-38 .....	(7)	2326-6.40	Census MC72(P)-S(nos.).....	(7)	2491-3
SpCr 7(11-74).....	(11)	1631-3.4	Census CBP-73-39 .....	(7)	2326-6.41	Census MC72(2)-(nos./ltrs.)..	(10)(11)	2493-1
SpSy 3(12-74).....	(12)	1631-2	Census CBP-73-40 .....	(11)	2326-6.42	Census MC72(2)-2B .....	(12)	2493-1.35
Stat. Bull. 532.....	(7)	1598-105	Census CBP-73-41 .....	(7)	2326-6.43	Census MC72(2)-21A .....	(10)	2493-1.10
Stat. Bull. 533.....	(7)	1311-8	Census CBP-73-42 .....	(7)	2326-6.44	Census MC72(2)-22D .....	(11)	2493-1.14
Stat. Bull. 535.....	(12)	1568-19	Census CBP-73-43 .....	(7)	2326-6.45	Census MC72(2)-24D .....	(12)	2493-1.25
Tech. Bull. 1499.....	(7)	1548-64	Census CBP-73-44 .....	(7)	2326-6.46	Census MC72(2)-26C .....	(12)	2493-1.30
Tech. Bull. 1500.....	(12)	1548-66	Census CBP-73-45 .....	(10)	2326-6.47	Census MC72(2)-27C .....	(11)	2493-1.33
Tech. Bull. 1501.....	(7)	1598-101	Census CBP-73-46 .....	(7)	2326-6.48	Census MC72(2)-28E .....	(11)	2493-1.38
Tech. Bull. 1502.....	(7)	1548-63	Census CBP-73-47 .....	(7)	2326-6.49	Census MC72(2)-28F .....	(11)	2493-1.39
TFS-(nos.).....	(7)	1561-6	Census CBP-73-48 .....	(11)	2326-6.50	Census MC72(2)-28H .....	(12)	2493-1.41
TOB-FL 17.....	(7)	1319-5.1	Census CBP-73-49 .....	(7)	2326-6.51	Census MC72(2)-32B .....	(11)	2493-1.47
TOB-LA 19.....	(7)	1319-5.4	Census CBP-73-50 .....	(7)	2326-6.52	Census MC72(2)-32E .....	(12)	2493-1.50
TS (nos.).....	(7)	1561-10	Census CBP-73-51 .....	(7)	2326-6.53	Census MC72(2)-35D .....	(12)	2493-1.64
TVS (nos.).....	(7)(11)	1561-11	Census CBP-73-52 .....	(7)	2326-6.54	Census MC72(2)-37B .....	(12)	2493-1.74
TWS-107.....	(11)	1561-13	Census CDD-94-(nos.).....	(7)	2326-5	Census MC72(2)-37C .....	(12)	2493-1.75
USDA (nos.).....	(12)	1802-8	Census CDD-94-3 .....	(7)	2326-5.3	Census MC72(2)-38B .....	(11)	2493-1.77
Vg (nos.&date).....	(12)	1621-13	Census DAD, No. 37 .....	(12)	2306-1.37	Census MC72(2)-39A .....	(10)	2493-1.78
Vg 1-2(74).....	(12)	1621-13.1	Census ERS P-27.....	(7)	2544-1	Census MC72(2)-39B .....	(11)	2493-1.79
Vg 2-1 (date).....	(12)	1621-12	Census ES20(74)-4.....	(12)	2326-2.4	Census MIC72(1)-10A .....	(11)	2513-1.1
Vg 2-2(74).....	(12)	1621-12.1	Census FT 135-74/(date).....	(11)	2422-2	Census MIC72(1)-11A .....	(11)	2513-1.5
WAS 5.....	(7)	1524-3	Census FT 146/(date).....	(12)	2422-11	Census MIC72(1)-13B .....	(12)	2513-1.18
WAS 5-Supp.....	(12)	1508-13	Census FT 150-73 .....	(11)	2424-2.1	Census MQ-1(74)-(nos.).....	(11)	2506-2.105
WAS 6.....	(12)	1522-3	Census FT 155-73 .....	(12)	2424-2.2	Census OACT72-4.....	(11)	2591-4
WMC-7.....	(11)	1522-2.302	Census FT 210-73 .....	(12)	2424-6.2	Census P-20, No. 266 .....	(7)	2546-1.266
<b>DEPARTMENT OF COMMERCE</b>								
BE-51.....	(11)	2708-20	Census FT 610-73 .....	(12)	2424-6.1	Census P-20, No. 267 .....	(10)	2546-1.267
BEA-SP 74-024 .....	(7)	2706-5.13	Census FT 975-73 .....	(10)	2424-7	Census P-20, No. 268 .....	(7)	2546-1.268
BEA-SP 74-024 .....	(7)	2706-5.14	Census GE-40, (nos.).....	(7)	2446-2	Census P-20, No. 269 .....	(7)	2546-1.269
BEA-SP 74-025 .....	(12)	2706-5.15	Census GE-40, No. 10 .....	(7)	2446-2.10	Census P-20, No. 270 .....	(10)	2546-1.270
C-14.....	(12)	2156-8.14	Census GE-50, No. 53 .....	(7)	2446-3.53	Census P-20, No. 271 .....	(10)	2546-1.271
C-15.....	(12)	2156-8.15	Census GE-50, No. 55 .....	(11)	2446-3.55	Census P-20, No. 272 .....	(11)	2546-1.272
CB74-237 .....	(10)	2446-3.58	Census GE-50, No. 58 .....	(10)	2446-3.58	Census P-20, No. 273 .....	(12)	2546-1.273
Census BCDF-634(72)-1 .....	(12)	2506-2.106	Census GE-60, No. 5 .....	(10)	2446-4.5	Census P-23, No. 49 .....	(7)	2546-2.49
Census BR-73-13 .....	(12)	2413-5	Census GE73 No. 3.....	(11)	2466-1.3	Census P-23, No. 50 .....	(7)	2546-2.50
Census C20-74-supp.....	(7)	2388-6	Census GF73 No. 3.....	(7)	2466-2.3	Census P-25, No. 507 .....	(7)(10)(11)(12)	2546-3.24
Census C25 73-13 .....	(7)	2384-1	Census GF73 No. 3.....	(10)	2466-2.5	Census P-25, No. 510 .....	(7)(10)(11)(12)	2546-3.24
Census C30-74(nos.) .....	(7)	2382-4	Census GF73 No. 4.....	(7)	2466-2.4	Census P-25, No. 512 .....	(7)(10)(11)(12)	2546-3.24
Census C40 73-13 .....	(7)	2384-2	Census GF74 (nos.).....	(7)(10)(11)	2466-2	Census P-25, No. 513 .....	(7)(10)(11)(12)	2546-3.24
Census C40-74-(nos.).....	(7)	2382-5	Census GF74 No. 1.....	(11)	2466-2.1	Census P-25, No. 514 .....	(7)(10)(11)(12)	2546-3.24
Census CBP-73-(nos.).....	(7)(10)(11)	2326-6	Census GSS 69.....	(12)	2466-3.10	Census P-25, No. 516 .....	(7)(10)(11)(12)	2546-3.24
Census CBP-73-2 .....	(7)	2326-6.4	Census H-130-72-5.....	(7)	2484-2	Census P-25, No. 520 .....	(10)	2546-3.34
Census CBP-73-3 .....	(11)	2326-6.5	Census ISP-WCG-72 .....	(7)	2446-7	Census P-25, No. 522 .....	(7)(10)(11)(12)	2546-3.24
Census CBP-73-4 .....	(7)	2326-6.6	Census M30F(73)-(nos.).....	(7)	2506-2.49	Census P-25, No. 523 .....	(7)(10)(11)(12)	2546-3.24
Census CBP-73-5 .....	(7)	2326-6.7	Census MA28A(73)-14 Supp. 1 .....	(7)	2506-2.39	Census P-25, No. 524 .....	(7)(10)(11)(12)	2546-3.24
Census CBP-73-6 .....	(7)	2326-6.8	Census MA-13K(73)-1 .....	(12)	2506-2.107	Census P-25, No. 525 .....	(7)(10)(11)(12)	2546-3.24
Census CBP-73-7 .....	(7)	2326-6.9	Census MA-161(72)-1 .....	(7)	2506-2.3	Census P-25, No. 526 .....	(7)	2546-3.17
Census CBP-73-8 .....	(7)	2326-6.10	Census MA-20F(73)-1 .....	(7)	2506-2.9	Census P-25, No. 527 .....	(7)	2546-3.27
Census CBP-73-9 .....	(10)	2326-6.11	Census MA-22F.1(73)-1 .....	(7)	2506-2.13	Census P-25, No. 528 .....	(7)(10)(11)(12)	2546-3.24
Census CBP-73-10 .....	(10)	2326-6.12	Census MA-22F.2(73)-1 .....	(7)	2506-2.14	Census P-25, No. 529 .....	(7)	2546-3.28
Census CBP-73-11 .....	(7)	2326-6.13	Census MA-22G(73)-1 .....	(7)	2506-2.15	Census P-25, No. 530 .....	(10)	2546-3.31
Census CBP-73-12 .....	(7)	2326-6.14	Census MA-22M(73)-1 .....	(7)	2506-2.12	Census P-25, No. 531 .....	(10)	2546-3.32
Census CBP-73-13 .....	(10)	2326-6.15	Census MA-22S(73)-1 .....	(7)	2506-2.20	Census P-25, No. 532 .....	(10)	2546-3.33
Census CBP-73-14 .....	(7)	2326-6.16	Census MA-23A(73)-1 .....	(12)	2506-2.25	Census P-25, No. 533 .....	(10)	2546-3.21
Census CBP-73-15 .....	(10)	2326-6.17	Census MA-23D(73)-1 .....	(7)	2506-2.28	Census P-25, No. 534 .....	(7)(10)(11)(12)	2546-3.24
Census CBP-73-16 .....	(10)	2326-6.18	Census MA-23J(73)-1 .....	(7)	2506-2.29	Census P-25, No. 535 .....	(11)	2546-3.35
Census CBP-73-17 .....	(11)	2326-6.19	Census MA-23X(73)-1 Supp.....	(10)	2506-2.30	Census P-25, No. 536 .....	(7)(10)(11)(12)	2546-3.24
Census CBP-73-18 .....	(10)	2326-6.20	Census MA-24F(73)-1 .....	(11)	2506-2.32	Census P-25, No. 537 .....	(12)	2546-3.36
Census CBP-73-19 .....	(7)	2326-6.21	Census MA-24H(73)-1 .....	(7)	2506-2.33	Census P-25, No. 538 .....	(7)(10)(11)(12)	2546-3.24
Census CBP-73-20 .....	(7)	2326-6.22	Census MA-24L(73)-1 .....	(7)	2506-2.34	Census P-26, Nos. 72-86.....	(7)	2546-4.10
Census CBP-73-21 .....	(7)	2326-6.23	Census MA-25H(73)-1 .....	(12)	2506-2.104	Census P-26, Nos. 87-93.....	(10)	2546-4.11
Census CBP-73-22 .....	(10)	2326-6.24	Census MA-29A(73)-1 .....	(7)	2506-2.44	Census P-28, No. 1509 .....	(10)	2546-5.11
Census CBP-73-23 .....	(7)	2326-6.25	Census MA-32J(73)-1 .....	(7)	2506-2.54	Census P-60, No. 92 .....	(7)	2546-6.9
Census CBP-73-24 .....	(7)	2326-6.26	Census MA-33L(73)-1 .....	(12)	2506-2.63	Census P-60 No. 93.....	(7)	2546-6.7
Census CBP-73-25 .....	(10)	2326-6.27	Census MA-34P(73)-1 .....	(12)	2506-2.73			
Census CBP-73-26 .....	(10)	2326-6.28	Census MA-35F(73)-1 .....	(7)	2506-2.78			
Census CBP-73-27 .....	(10)	2326-6.29	Census MA-35J(73)-1 .....	(7)	2506-2.79			
Census CBP-73-28 .....	(7)	2326-6.30	Census MA-35L(73)-1 .....	(11)	2506-2.80			
Census CBP-73-29 .....	(7)	2326-6.31	Census MA-35R(73)-1 .....	(12)	2506-2.76			
Census CBP-73-30 .....	(7)	2326-6.32	Census MA-36A(73)-1 .....	(12)	2506-2.86			
Census CBP-73-31 .....	(7)	2326-6.33	Census MA-36F(73)-1 .....	(7)	2506-2.90			
Census CBP-73-32 .....	(11)	2326-6.34	Census MA-36H(73)-1 .....	(7)	2506-2.91			
Census CBP-73-33 .....	(7)	2326-6.35	Census MA-36L(73)-1 .....	(7)	2506-2.93			
Census CBP-73-34 .....	(11)	2326-6.36	Census MA-36M(73)-1 .....	(10)	2506-2.94			
Census CBP-73-35 .....	(11)	2326-6.37	Census MA-36Q(73)-1 .....	(12)	2506-2.101			
Census CBP-73-36 .....	(7)	2326-6.38	Census MA-38Q(73)-1 .....	(12)	2328-5.1			
Census CBP-73-37 .....	(7)	2326-6.39	Census MB72-1.....	(12)	2328-5.1			
			Census MC72(SR)-6S.....	(10)	2499-6			
			Census MC72(P)-S23 .....	(7)	2491-3.23			

Census P-60 No. 94	(7)	2546-6.8	Census SC72-A-43	(11)	2391-1.43	ET 74-078	(7)	2026-3.3
Census P-60 No. 95	(7)	2546-6.10	Census SC72-A-46	(7)	2391-1.46	ET 74-079	(7)	2026-3.47
Census P-60 No. 96	(7)	2546-6.4	Census SC72-A-47	(11)	2391-1.47	ET 74-080	(7)	2026-3.48
Census PC(S1)-64	(10)	2535-1.64	Census SC72-A-48	(7)	2391-1.48	ET 74-081	(7)	2026-3.51
Census PC(S1)-103	(12)	2535-2.103	Census SC72-A-49	(11)	2391-1.49	ET 74-082	(7)	2026-3.87
Census PHC(E)-6	(12)	2557-1.3	Census SC72-A-51	(11)	2391-1.51	ET 74-083	(7)	2026-3.27
Census PHC(E)-9	(7)	2557-1.2	Census SC72(P)-(nos.)	(7)	2390-1	ET 74-084	(7)	2026-3.55
Census PHC(R)-1E	(7)	2557-1.5	Census SC72(P)-6	(7)	2390-1.6	ET 74-085	(7)	2026-3.21
Census PHC(R)-1F	(7)	2557-1.6	Census SC72(P)-51	(7)	2390-1.51	ET 74-087	(7)	2026-3.30
Census PHC(R)-1G	(12)	2557-1.7	Census SCRIS Rpts., Nos. 1-12	(12)	2306-6	ET 74-088	(7)	2026-3.68
Census P23, No. 48	(7)	2546-2.48	Census TC72C1-(nos.)	(10)(11)(12)	2575-1	ET 74-089	(7)	2026-3.60
Census RC72-A-(nos.)	(7)(10)(11)(12)	2397-1	Census TC72C1-1	(11)	2575-1.1	ET 74-090	(7)	2026-3.64
Census RC72-A-2	(7)	2397-1.2	Census TC72C1-2	(11)	2575-1.2	ET 74-091	(7)	2026-3.13
Census RC72-A-5	(7)	2397-1.5	Census TC72C1-3	(11)	2575-1.3	ET 74-092	(7)	2026-3.70
Census RC72-A-7	(7)	2397-1.7	Census TC72C1-4	(10)	2575-1.4	ET 74-093	(7)	2026-3.117
Census RC72-A-8	(12)	2397-1.8	Census TC72C1-5	(10)	2575-1.5	ET 74-094	(11)	2026-3.85
Census RC72-A-9	(7)	2397-1.9	Census TC72C1-9	(12)	2575-1.9	ET 74-095	(7)	2026-3.77
Census RC72-A-10	(11)	2397-1.10	Census TC72C3-1	(11)	2575-4	ET 74-096	(11)	2026-3.93
Census RC72-A-11	(12)	2397-1.11	Census TC72C3-2	(12)	2575-5	ET 74-097	(11)	2026-3.82
Census RC72-A-12	(7)	2397-1.12	Census Tech. Paper, No. 35	(7)	2626-2.35	ET 74-098	(11)	2026-3.80
Census RC72-A-21	(12)	2397-1.21	Census Tech. Paper, No. 36	(12)	2626-2.36	ET 74-099	(11)	2026-3.76
Census RC72-A-22	(7)	2397-1.22	Census Use Study Rpt. 15	(12)	2306-2.15	ET 74-100	(11)	2026-3.73
Census RC72-A-23	(12)	2397-1.23	Census WC72-A-(nos.)	(7)(10)(11)(12)	2405-1	ET 74-101	(11)	2026-3.7
Census RC72-A-28	(12)	2397-1.28	Census WC72-A-1	(11)	2405-1.1	ET 74-102	(11)	2026-3.33
Census RC72-A-30	(7)	2397-1.30	Census WC72-A-2	(7)	2405-1.2	ET 74-103	(11)	2026-3.74
Census RC72-A-31	(12)	2397-1.31	Census WC72-A-5	(7)	2405-1.5	ET 74-104	(11)	2026-3.34
Census RC72-A-32	(7)	2397-1.32	Census WC72-A-7	(7)	2405-1.7	ET 74-105	(11)	2026-3.61
Census RC72-A-33	(12)	2397-1.33	Census WC72-A-8	(12)	2405-1.8	ET 74-106	(11)	2026-3.39
Census RC72-A-34	(10)	2397-1.34	Census WC72-A-9	(7)	2405-1.9	ET 74-107	(12)	2026-3.9
Census RC72-A-38	(7)	2397-1.38	Census WC72-A-10	(11)	2405-1.10	ET 74-108	(12)	2026-3.95
Census RC72-A-39	(12)	2397-1.39	Census WC72-A-11	(11)	2405-1.11	ET 74-109	(12)	2026-3.118
Census RC72-A-40	(7)	2397-1.40	Census WC72-A-12	(7)	2405-1.12	ET 74-110	(12)	2026-3.59
Census RC72-A-41	(11)	2397-1.41	Census WC72-A-16	(12)	2405-1.16	ET 74-111	(12)	2026-3.86
Census RC72-A-46	(7)	2397-1.46	Census WC72-A-18	(11)	2405-1.18	ET 74-112	(12)	2026-3.62
Census RC72-A-47	(11)	2397-1.47	Census WC72-A-20	(7)	2405-1.20	ET 74-113	(12)	2026-3.4
Census RC72-A-48	(7)	2397-1.48	Census WC72-A-21	(12)	2405-1.21	ET 74-114	(12)	2026-3.67
Census RC72-A-49	(12)	2397-1.49	Census WC72-A-22	(7)	2405-1.22	ET 74-115	(12)	2026-3.22
Census RC72-A-51R	(11)	2397-1.51	Census WC72-A-23	(10)	2405-1.34	ET 74-116	(12)	2026-3.31
Census RC72-C-(nos.)	(11)(12)	2401-1	Census WC72-A-25	(12)	2405-1.23	ET 74-117	(12)	2026-3.14
Census RC72-C-2	(12)	2401-1.2	Census WC72-A-25	(11)	2405-1.25	ET 74-118	(12)	2026-3.28
Census RC72-C-3	(11)	2401-1.3	Census WC72-A-30	(7)	2405-1.30	ET 74-119	(12)	2026-3.58
Census RC72-C-6	(11)	2401-1.6	Census WC72-A-31	(12)	2405-1.31	ET 74-120	(12)	2026-3.43
Census RC72-C-12	(12)	2401-1.12	Census WC72-A-33	(12)	2405-1.33	ET 74-121	(12)	2026-3.32
Census RC72-C-13	(11)	2401-1.13	Census WC72-A-38	(7)	2405-1.38	ET 74-122	(12)	2026-3.84
Census RC72-C-20	(11)	2401-1.20	Census WC72-A-39	(11)	2405-1.39	ET 74-123	(12)	2026-3.40
Census RC72-C-27	(11)	2401-1.27	Census WC72-A-40	(7)	2405-1.40	ET 74-124	(12)	2026-3.37
Census RC72-C-30	(11)	2401-1.30	Census WC72-A-41	(11)	2405-1.41	ET 74-125	(12)	2026-3.38
Census RC72-C-32	(11)	2401-1.32	Census WC72-A-43	(11)	2405-1.43	ET 74-126	(12)	2026-3.11
Census RC72-C-45	(12)	2401-1.45	Census WC72-A-47	(11)	2405-1.47	ET 74-127	(12)	2026-3.45
Census RC72(P)-(nos.)	(7)	2395-1	Census WC72-A-48	(7)	2405-1.48	ET 74-128	(12)	2026-3.6
Census RC72(P)-14	(7)	2395-1.14	Census WC72-A-49	(11)	2405-1.49	ET 74-129	(12)	2026-3.49
Census RC72(P)-29	(7)	2395-1.29	Census WC72-A-50	(12)	2405-1.50	ET 74-130	(12)	2026-3.83
Census RC72(P)-30	(7)	2395-1.30	Census WC72-A-51R	(11)	2405-1.51	ET 74-132	(12)	2026-3.16
Census RC72(P)-38	(7)	2395-1.38	Census WC72(P)-(nos.)	(7)	2403-1	ET 74-133	(12)	2026-3.41
Census RC72(P)-51	(7)	2395-1.51	Census WC72(P)-7	(7)	2403-1.7	ET 74-134	(12)	2026-3.65
Census RC72-S-2	(11)	2399-2	Census WC72(P)-29	(7)	2403-1.29	ET 74-136	(12)	2026-3.8
Census SC72-A-(nos.)	(7)(10)(11)(12)	2391-1	Census WC72(P)-32	(7)	2403-1.32	FER 5	(7)	2706-4.5
Census SC72-A-1	(12)	2391-1.1	Census WC72(P)-45	(7)	2403-1.45	FIPS Pub. 0	(7)	2216-2.1
Census SC72-A-2	(7)	2391-1.2	Census WC72(P)-46	(7)	2403-1.46	FIPS Pub. 1	(7)	2216-2.2
Census SC72-A-4	(12)	2391-1.4	Census WC72(P)-47	(7)	2403-1.47	FIPS Pub. 2	(7)	2216-2.3
Census SC72-A-5	(7)	2391-1.5	Census WC72(P)-51	(7)	2403-1.51	FIPS Pub. 3-1	(7)	2216-2.4
Census SC72-A-7	(7)	2391-1.7	Current Fisheries Stat. 6543	(10)	2168-9	FIPS Pub. 4	(7)	2216-2.5
Census SC72-A-8	(12)	2391-1.8	EDA-OER-75-001	(10)	2064-1	FIPS Pub. 5-1	(7)	2216-2.6
Census SC72-A-9	(10)	2391-1.9	ET 74-063	(7)	2026-3.79	FIPS Pub. 6-2	(7)	2216-2.7
Census SC72-A-10	(12)	2391-1.10	ET 74-064	(7)	2026-3.115	FIPS Pub. 7	(7)	2216-2.8
Census SC72-A-11	(11)	2391-1.11	ET 74-065	(7)	2026-3.99	FIPS Pub. 8-4	(7)	2216-2.9
Census SC72-A-12	(7)	2391-1.12	ET 74-066	(7)	2026-3.97	FIPS Pub. 9	(7)	2216-2.10
Census SC72-A-18	(12)	2391-1.18	ET 74-067	(7)	2026-3.69	FIPS Pub. 10-1	(7)	2216-2.11
Census SC72-A-20	(7)	2391-1.20	ET 74-068	(7)	2026-3.98	FIPS Pub. 11	(7)	2216-2.12
Census SC72-A-21	(12)	2391-1.21	ET 74-069	(7)	2026-3.75	FIPS Pub. 12-1	(7)	2216-2.13
Census SC72-A-22	(7)	2391-1.22	ET 74-071	(7)	2026-3.15	FIPS Pub. 13	(7)	2216-2.14
Census SC72-A-25	(12)	2391-1.25	ET 74-072	(7)	2026-3.116	FIPS Pub. 14	(7)	2216-2.15
Census SC72-A-30	(7)	2391-1.30	ET 74-073	(7)	2026-3.17	FIPS Pub. 15	(7)	2216-2.16
Census SC72-A-34	(11)	2391-1.34	ET 74-074	(7)	2026-3.53	FIPS Pub. 16	(7)	2216-2.17
Census SC72-A-38	(10)	2391-1.38	ET 74-075	(7)	2026-3.54	FIPS Pub. 17	(7)	2216-2.18
Census SC72-A-40	(7)	2391-1.40	ET 74-076	(7)	2026-3.46	FIPS Pub. 18	(7)	2216-2.19
Census SC72-A-41	(11)	2391-1.41	ET 74-077	(11)	2026-3.66	FIPS Pub. 19	(7)	2216-2.20

FIPS Pub. 20	(7)	2216-2.21	NOAA XCFSA 6272	(10)	2166-2.9	ADM 74-84	(7)	4228-23		
FIPS Pub. 21	(7)	2216-2.22	NOAA XCFSA-(nos.) GC-5	(12)	2166-4.15	ADM 74-122	(10)	4228-33		
FIPS Pub. 22	(7)	2216-2.23	NOAA XCFSA-(nos.) NA-2	(12)	2166-4.2	ADM 75-137	(11)	4484-1		
FIPS Pub. 23	(7)	2216-2.24	NOAA XCFSA-6271	(11)	2166-2.10	ADM 75-158	(10)	4226-5.10		
FIPS Pub. 24	(7)	2216-2.25	NOAA XCFSA-6407 FM	(12)	2166-6.8	ADM 75-158	(11)	4226-5.108		
FIPS Pub. 25	(7)	2216-2.26	NOAA XCFSA-6423 GC-5	(12)	2166-4.15	ADM 75-158	(12)	4226-5.110		
FIPS Pub. 26	(7)	2216-2.27	NOAA XCFSA-6424 GC-6	(7)	2166-4.16	ADM 75-158	(12)	4226-5.111		
FIPS Pub. 27	(7)	2216-2.28	NOAA XCFSA-6425 GCS	(7)	2166-4.17	BHRD/DMI/PAR Rpt. 74-139	(7)	4454-4		
FIPS Pub. 28	(7)	2216-2.29	NOAA XCFSA-6565 SR-1	(12)	2166-3.1	BHRD/RAS Rpt. 74-192	(11)	4458-32		
FIPS Pub. 29	(7)	2216-2.30	NOAA XCFSA-6567 SR-3	(12)	2166-3.3	CDC 74-(nos.)	(12)	4205-14		
FIPS Pub. 30	(7)	2216-2.31	NOAA XCFSA-6571 SR-8	(7)	2166-3.5	CDC 74-8739	(7)	4214-3		
Foreign Fisheries Leaflet 72-1	(7)	2166-8.1	NOAA XCFSA-6572 SR-9	(12)	2166-3.6	CDC 75-8178	(11)	4205-21		
Foreign Fisheries Leaflet 72-3	(7)	2166-8.3	NOAA XCFSA-6573 SR-7	(7)	2166-3.4	CDC 75-8202	(11)	4205-29		
Foreign Fisheries Leaflet 72-4	(7)	2166-8.4	NOAA XCFSA-(nos.) FF	(7)	2166-6.7	CDC 75-8214	(10)	4205-20		
Foreign Fisheries Leaflet 72-5	(7)	2166-8.5	NOAA XCFSA-6110 NA2	(12)	2166-4.2	CDC 75-8241	(7)	4204-1		
Foreign Fisheries Leaflet 72-6	(7)	2166-8.6	NOAA XCFSA-6115 SA-1	(7)	2166-4.6	CDC 75-8252	(7)	4205-17		
Foreign Fisheries Leaflet 72-7	(7)	2166-8.7	NOAA XCFSA-6116 SA-2	(7)	2166-4.7	CDC 75-8255	(7)	4205-28		
Foreign Fisheries Leaflet 72-8	(7)	2166-8.8	NOAA XCFSA-6405 MF-6	(7)	2166-6.6	CDC 75-8256	(7)	4205-10		
Foreign Fisheries Leaflet 72-9	(7)	2166-8.9	NOAA XCFSA-6413 NA5	(7)	2166-4.5	CDC 75-8259	(7)	4205-4		
Foreign Fisheries Leaflet 72-10	(7)	2166-8.10	NOAA XCFSA-6419 GC-1	(7)	2166-4.11	CDC 75-8260	(11)	4205-27		
Foreign Fisheries Leaflet 72-11	(7)	2166-8.11	OBR 74-25	(11)	2026-2.25	CDC 75-8280	(7)	4204-11		
Foreign Fisheries Leaflet 72-12	(7)	2166-8.12	OBR 74-26	(7)	2026-2.26	ED 072 976	(10)	4518-1.1		
Foreign Fisheries Leaflet 72-13	(7)	2166-8.13	OBR 74-27	(7)	2026-2.27	FDA 75-8002	(7)	4064-7		
Foreign Fisheries Leaflet 72-14	(7)	2166-8.14	OBR 74-28	(7)	2026-2.28	FDA 75-8004	(7)	4068-18		
Foreign Fisheries Leaflet 72-15	(7)	2166-8.15	OBR 74-29	(7)	2026-2.29	FDA 75-8006	(11)	4064-3		
Foreign Fisheries Leaflet 72-16	(7)	2166-8.16	OBR 74-30	(7)	2026-2.30	FDA 75-8010	(12)	4064-4.4		
Foreign Fisheries Leaflet 72-17	(7)	2166-8.17	OBR 74-31	(7)	2026-2.31	FDA-D-ADMC-4	(12)	4068-19		
Foreign Fisheries Leaflet 73-2	(7)	2166-9.2	OBR 74-32	(7)	2026-2.32	HEW 74-131	(7)	4248-10		
Foreign Fisheries Leaflet 73-3	(7)	2166-9.3	OBR 74-33	(7)	2026-2.33	HEW Pub. 75-13	(11)	4458-7		
Foreign Fisheries Leaflet 73-5	(7)	2166-9.5	OBR 74-34	(7)	2026-2.34	HI 26	(10)	4746-11.26		
Foreign Fisheries Leaflet 73-6	(7)	2166-9.6	OBR 74-35	(7)	2026-2.35	HI 29	(10)	4746-11.29		
Foreign Fisheries Leaflet 73-7	(7)	2166-9.7	OBR 74-36	(12)	2026-2.36	HI 61	(7)	4746-2.61		
Foreign Fisheries Leaflet 73-8	(7)	2166-9.8	OBR 74-37	(7)	2026-2.37	HI 62	(7)	4746-2.62		
Foreign Fisheries Leaflet 73-9	(7)	2166-9.9	OBR 74-38	(7)	2026-2.38	HI-63	(12)	4746-2.63		
Foreign Fisheries Leaflet 73-10	(7)	2166-9.10	OBR 74-39	(7)	2026-2.39	HI-64	(12)	4746-2.64		
Foreign Fisheries Leaflet 73-11	(7)	2166-9.11	OBR 74-40	(7)	2026-2.40	HI-65	(12)	4746-2.65		
Foreign Fisheries Leaflet 73-12	(7)	2166-9.12	OBR 74-41	(11)	2026-2.41	HRA 74-10	(11)	4458-31		
Foreign Fisheries Leaflet 73-13	(7)	2166-9.13	OBR 74-42	(7)	2026-2.42	HRA 74-30	(10)	4458-37		
Foreign Fisheries Leaflet 73-14	(7)	2166-9.14	OBR 74-43	(7)	2026-2.43	HRA 74-32	(11)	4458-35.1		
Foreign Fisheries Leaflet 73-15	(7)	2166-9.15	OBR 74-44	(11)	2026-2.44	HRA 74-40	(10)	4458-33		
Foreign Fisheries Leaflet 73-17	(7)	2166-9.17	OBR 74-45	(11)	2026-2.45	HRA 74-1102	(11)	4144-3		
Foreign Fisheries Leaflet 73-18	(7)	2166-9.18	OBR 74-46	(11)	2026-2.46	HRA 74-1120, No. 4	(7)	4146-5.9		
Foreign Fisheries Leaflet 73-19	(7)	2166-9.19	OBR 74-47	(11)	2026-2.47	HRA 74-1214	(11)	4164-2		
Foreign Fisheries Leaflet 73-20	(7)	2166-9.20	OBR 74-48	(11)	2026-2.48	HRA 74-1222	(7)	4148-4		
Foreign Fisheries Leaflet 73-21	(7)	2166-9.21	OBR 74-49	(11)	2026-2.49	HRA 74-1223	(7)	4144-8		
Foreign Fisheries Leaflet 74-1(Rev.)	(7)	2166-10.1	OBR 74-50	(11)	2026-2.50	HRA 74-1224	(7)	4144-9		
Foreign Fisheries Leaflet 74-2	(7)	2166-10.2	OBR 74-51	(11)	2026-2.51	HRA 75-5	(10)	4458-34		
Foreign Fisheries Leaflet 74-3	(7)	2166-10.3	OBR 74-52	(11)	2026-2.52	HRA 75-17	(10)	4458-36		
Foreign Fisheries Leaflet 74-4	(7)	2166-10.4	OBR 74-53	(11)	2026-2.53	HRA 75-23	(11)	4454-3		
Foreign Fisheries Leaflet 74-5	(7)	2166-10.5	OBR 74-54	(11)	2026-2.54	HRA 75-1120, No. 6	(7)	4146-5.10		
Foreign Fisheries Leaflet 74-6	(7)	2166-10.6	OBR 74-55	(11)	2026-2.55	HRA 75-1120	(10)(11)	4146-5		
Foreign Fisheries Leaflet 74-7	(7)	2166-10.7	OBR 74-56	(11)	2026-2.56	HRA 75-1205	(12)	4164-1		
Foreign Fisheries Leaflet 74-8	(7)	2166-10.8	OBR 74-57	(11)	2026-2.57	HRA 75-1338	(7)	4147-2.64		
Foreign Fisheries Leaflet 74-9	(7)	2166-10.9	OBR 74-58	(11)	2026-2.58	HRA 75-1453	(10)	4147-4.16		
Foreign Fisheries Leaflet 74-10	(7)	2166-10.10	OBR 74-59	(11)	2026-2.59	HRA 75-1519	(11)	4147-10.92		
Foreign Fisheries Leaflet 74-11	(10)	2166-10.11	OBR 74-61	(12)	2026-2.61	HRA 75-1520	(11)	4147-10.93		
MA NR (nos.)	(10)	2122-2	OBR 74-62	(12)	2026-2.62	HRA 75-1521	(12)	4147-10.94		
MAR 560-19	(11)	2122-3	OT Rpt. 73-17	(12)	2808-3	HRA 75-1522	(12)	4147-10.95		
MFR Paper 1030	(7)	2166-9.16	OT Rpt. 73-18	(12)	2808-5	HRA 75-1624	(10)	4147-11.142		
MFR Reprint 971	(7)	2166-9.1	OT Rpt. 73-25	(12)	2808-4	HRA 75-1767	(10)	4147-13.16		
NBS Hndbk. 115	(7)	2218-18	Series ES1	(12)	2702-3	HRA 75-1768	(10)	4147-13.17		
NBS Spec. Pub. 305 (Supp. 5)	(11)	2214-1	Spec. Scientific Rpt., Fisheries No. 628	(11)	2168-11	HRA 75-1809	(10)	4147-14.14		
NBS Tech. Note 845	(11)	2218-19	(11) 2168-11	(11)	2164-2	HSA 74-5008	(10)	4286-1.8		
NBSIR 73-163	(7)	2218-16	Stat. Digest 65	(11)	2164-2	HSA 74-5120	(10)	4286-2.2		
NBSIR 73-197	(7)	2218-17	State and Local Govts Spec. Studies No. 68	(10)	2466-3.9	HSA 74-5121	(10)	4286-2.3		
NMRC-KP-110	(10)	2128-12	(10) 2466-3.9	(10)	2056-1.5	HSA 74-5122	(10)	4286-2.4		
NOAA NMFS SSRF-634	(11)	2168-10	TQ 2510	(10)	2056-1.5	HSA 74-5123	(10)	4286-2.5		
NOAA TM NOS 13	(11)	2174-4	<b>DEPARTMENT OF DEFENSE</b>					HSA 74-16001	(12)	4278-1
NOAA TM NOS LSC D 7	(11)	2174-5	NAVMED P-5027					(11)	3804-1	
NOAA TM NOS LSC R 4	(11)	2178-4	<b>DEPARTMENT OF HEALTH, EDUCATION AND WELFARE</b>					HSA 75-2005	(12)	4384-1
NOAA TR NMFS CIRC 390	(10)	2164-5	Actuarial Study No. 72					(10)	4008-9.1	
NOAA TR NMFS SSRF-666	(11)	2168-12	Actuarial Study No. 73					(12)	4008-9.2	
NOAA TR NMFS SSRF-667	(11)	2168-13	ADM 74-11					(10)	4286-2.1	
NOAA TR NMFS SSRF-674	(11)	2168-14	ADM 74-62					(10)	4498-2	
NOAA TR NMFS SSRF-676	(11)	2168-15	ADM 74-11					(10)	4228-32	
NOAA XCFSA (nos.)	(10)(11)	2166-2	ADM 74-62					(10)	4498-2	
			ADM 74-84					(7)	4228-23	
			ADM 74-122					(10)	4228-33	
			ADM 75-137					(11)	4484-1	
			ADM 75-158					(10)	4226-5.10	
			ADM 75-158					(11)	4226-5.108	
			ADM 75-158					(12)	4226-5.110	
			ADM 75-158					(12)	4226-5.111	
			BHRD/DMI/PAR Rpt. 74-139					(7)	4454-4	
			BHRD/RAS Rpt. 74-192					(11)	4458-32	
			CDC 74-(nos.)					(12)	4205-14	
			CDC 74-8739					(7)	4214-3	
			CDC 75-8178					(11)	4205-21	
			CDC 75-8202					(11)	4205-29	
			CDC 75-8214					(10)	4205-20	
			CDC 75-8241					(7)	4204-1	
			CDC 75-8252					(7)	4205-17	
			CDC 75-8255					(7)	4205-28	
			CDC 75-8256					(7)	4205-10	
			CDC 75-8259					(7)	4205-4	
			CDC 75-8260					(11)	4205-27	
			CDC 75-8280					(7)	4204-11	
			ED 072 976					(10)	4518-1.1	
			FDA 75-8002					(7)	4064-7	
			FDA 75-8004					(7)	4068-18	
			FDA 75-8006					(11)	4064-3	
			FDA 75-8010					(12)	4064-4.4	
			FDA-D-ADMC-4					(12)	4068-19	
			HEW 74-131					(7)	4248-10	
			HEW Pub. 75-13					(11)	4458-7	
			HI 26					(10)	4746-11.26	
			HI 29					(10)	4746-11.29	
			HI 61					(7)	4746-2.61	
			HI 62					(7)	4746-2.62	
			HI-63					(12)	4746-2.63	
			HI-64					(12)	4746-2.64	
			HI-65					(12)	4746-2.65	
			HRA 74-10					(11)	4458-31	
			HRA 74-30					(10)	4458-37	
			HRA 74-32					(11)	4458-35.1	
			HRA 74-40					(10)	4458-33	
			HRA 74-1102					(11)	4144-3	
			HRA 74-1120, No. 4					(7)	4146-5.9	
			HRA 74-1214					(11)	4164-2	
			HRA 74-1222					(7)	4148-4	
			HRA 74-1223					(7)	4144-8	
			HRA 74-1224					(7)	4144-9	
			HRA 75-5					(10)	4458-34	
			HRA 75-17					(10)	4458-36	
			HRA 75-23					(11)	4454-3	
			HRA 75-1120, No. 6					(7)	4146-5.10	
			HRA 75-1120					(10)(11)	4146-5	
			HRA 75-1205					(12)	4164-1	
			HRA 75-1338					(7)	4147-2.64	
			HRA 75-1453					(10)	4147-4.16	
			HRA 75-1519					(11)	4147-10.92	
			HRA 75-1520					(11)	4147-10.93	
			HRA 75-1521					(12)	4147-10.94	
			HRA 75-1522					(12)	4147-10.95	
			HRA 75-1624					(10)	4147-11.142	
			HRA 75-1767					(10)	4147-13.16	
			HRA 75-1768</							

Music Rpt. 03-MU-00.....	(10)	4516-3.5	Resources Analysis Memo 14....	(7)	4446-2.14	RR: 384-P .....	(12)	5142-12.2
Music Rpt. 03-MU-01.....	(10)	4516-3.6	Rpt. 02-R-00.....	(10)	4516-2.7	RR: S-390-P .....	(12)	5144-4.2
Music Rpt. 03-MU-02.....	(10)	4516-3.7	Rpt. 02-R-30.....	(10)	4516-2.18	RR: S-(var.)91-H .....	(12)	5144-3
NCES 75-205.....	(12)	4564-3	Rpt. 03/04-GIY .....	(12)	4514-1	<b>DEPARTMENT OF INTERIOR</b>		
NCES Bull. (nos.) .....	(11)	4566-1	RSA-IM 75-2 .....	(7)	4922-5	Bur. Mines Inf. Circ. 8482 .....	(10)	5608-23.1
NCSS Rpt. A-12(date) .....	(12)	4822-12	RSA-IM 75-17 .....	(7)	4922-5	Bur. Mines Inf. Circ. 8514 .....	(10)	5608-23.2
NCSS Rpt. E-7(FY73).....	(7)	4824-13	RSA-IM 75-25 .....	(11)	4924-1	Bur. Mines Inf. Circ. 8544 .....	(10)	5608-23.3
NCSS Rpt. 8-4 (FY 72) Supp.....	(11)	4824-6	RSA-IM 75-27 .....	(11)	4924-7	Bur. Mines Inf. Circ. 8596 .....	(11)	5608-21
NCSS Rpt. AFDC-2(73).....	(11)	4826-1.2	RSA-IM-75-19 .....	(7)	4926-1.41	Bur. Mines Inf. Circ. 8610 .....	(10)	5608-23.4
NCSS Rpt. AFDC-3(73).....	(11)	4826-1.3	RSA-IM-75-28 .....	(12)	4924-1	Bur. Mines Inf. Circ. 8631 .....	(10)	5608-23.5
NCSS Rpt. B-1.....	(10)	4822-5	RSA-IM-75-2 .....	(7)	4922-5	Bur. Mines Inf. Circ. 8632 .....	(10)	5608-22
NCSS Rpt. E-3(FY73).....	(7)	4824-12	Social Studies Rpt. 03-SS-00 .....	(10)	4516-3.2	Bur. Mines Inf. Circ. 8636 .....	(11)	5608-25
NIH 72-4403 .....	(10)	4458-38	Social Studies Rpt. 03-SS-02 .....	(10)	4516-3.3	Bur. Mines Inf. Circ. 8654 .....	(10)	5608-24
NIH 72-4406 .....	(10)	4458-39	SRS 73-20216.....	(12)	4848-7	Bur. Mines RI 7896 .....	(7)	5608-20
NIH 73-459 .....	(10)	4478-30	SRS 74-03109.....	(12)	4822-12	Bur. Mines RI 7992.....	(12)	5608-26
NIH 74-473 .....	(10)	4478-29	SRS 75-03150.....	(10)	4822-5	Bur. Outdoor Rec. Rpt. 26 .....	(7)	5808-7
NIH 74-500 .....	(11)	4434-5.5	SRS 75-03153.....	(11)	4824-6	Circ. 111 .....	(11)	5508-17
NIH 74-512 .....	(11)	4474-13	SRS 75-03252.....	(7)	4824-12	Fish Distribution Rpt. 8 .....	(7)	5504-10
NIH 74-534 .....	(7)	4438-1	SRS 75-03256.....	(7)	4824-13	GS Circ. 601-J .....	(10)	5668-12
NIH 74-569 .....	(7)	4436-1	SRS 75-03765.....	(11)	4826-1.2	GS Circ. 698 .....	(10)	5668-13
NIH 74-571 .....	(7)	4436-1.1	SRS 75-03766.....	(11)	4826-1.3	GS Prof. Paper 885 .....	(10)	5668-2
NIH 74-591 .....	(7)	4436-1	SRS 75-25403.....	(10)	4924-4	GS Water-Supply Paper 1798-A (10)	5666-5.1	
NIH 74-610 .....	(11)	4478-33	SSA 72-11500(8-71) .....	(7)	4746-13.1	GS Water-Supply Paper 1798-B (10)	5666-5.3	
NIH 74-623 .....	(11)	4478-34	SSA 74-11700.....	(7)	4742-1	GS Water-Supply Paper 1798-C (10)	5666-5.4	
NIH 74-637 .....	(10)	4476-2.1	SSA 74-11700.....	(7)	4744-3	GS Water-Supply Paper 1798-D (10)	5666-5.2	
NIH 74-643 .....	(10)	4476-2.7	SSA 74-11700.....	(12)	4742-1	GS Water-Supply Paper 1798-E (10)	5666-5.5	
NIH 74-645 .....	(10)	4476-2.9	SSA 74-11701.....	(7)(10)(11)(12)	4746-11	GS Water-Supply Paper 1798-F (10)	5666-5.6	
NIH 74-646 .....	(10)	4476-2.10	SSA 74-11701, No. 20 .....	(7)	4746-11.20	GS Water-Supply Paper 1798-G (10)	5666-5.7	
NIH 74-658 .....	(10)	4228-34	SSA 74-11702.....	(7)(12)	4746-2	GS Water-Supply Paper 1798-H (10)	5666-5.8	
NIH 75-7 .....	(7)	4434-2	SSA 74-11711.....	(10)	4744-5	GS Water-Supply Paper 1798-I (10)	5666-5.9	
NIH 75-570 .....	(7)	4436-1	SSA 74-11917.....	(7)	4746-13.2	GS Water-Supply Paper 1798-J(10)	5666-5.10	
NIH 75-639 .....	(10)	4476-2.3	SSA 75-11518.....	(10)	4706-1.72	GS Water-Supply Paper 1798-K(10)	5666-5.11	
NIH 75-640 .....	(10)	4476-2.4	SSA 75-11519.....	(12)	4706-1.73	GS Water-Supply Paper 1798-L(10)	5666-5.12	
NIH 75-641 .....	(10)	4476-2.5	SSA 75-11701, No. 22 .....	(7)	4746-11.22	GS WRI 21-73 .....	(12)	5666-6.1
NIH 75-644 .....	(10)	4476-2.8	SSA 75-11701, No. 24 .....	(7)	4746-11.24	GS WRI 22-73 .....	(12)	5666-6.2
NIOSH 74-104.....	(12)	4248-12	SSA 75-11701, No. 27 .....	(7)	4746-11.27	GS WRI 23-73 .....	(12)	5666-6.3
NIOSH 74-128 .....	(7)	4246-1.16	SSA 75-11701, No. 28 .....	(7)	4746-11.28	GS WRI 24-73 .....	(12)	5666-6.4
NIOSH 74-136 .....	(10)	4246-1.19	SSA 75-11702.....	(12)	4746-1	GS WRI 25-73 .....	(12)	5666-7.1
NIOSH 74-137.....	(10)	4246-1.18	SSA 75-11713.....	(7)	4746-6	GS WRI 26-73 .....	(12)	5666-7.2
NIOSH 75-101 .....	(11)	4248-11	SSA 75-11920.....	(7)	4748-13	GS WRI 27-73 .....	(12)	5666-7.3
NIOSH 75-102 .....	(12)	4244-2	SSA Rpt. 13 .....	(10)	4746-7.13	GS WRI 28-73 .....	(12)	5666-7.4
OE 73-07104 .....	(7)	4508-22	Vital and Health Statistics Series 10, No. 94	(12)	4147-10.94	HI-1931/2-RR .....	(11)	5348-2
OE 73-17002 .....	(12)	4508-25	Vital and Health Statistics Series 10, No. 95	(12)	4147-10.95	Interim Rpt. 1.....	(7)	5348-1.1
OE 74-111 .....	(7)	4604-10	Vital and Health Statistics Series 10, No. 92	(11)	4147-10.92	Interim Rpt. 2.....	(7)	5348-1.2
OE 74-147 .....	(10)	4584-4	Vital and Health Statistics Series 10, No. 93	(11)	4147-10.93	Interim Rpt. 7.....	(11)	5348-3
OE 74-155 .....	(7)	4584-5	Vital and Health Statistics Series 10, No. 94	(11)	4147-10.94	NPS Pub. 107.....	(7)	5542-2
OE 74-165 .....	(11)	4648-9	Vital and Health Statistics Series 11, No. 142	(10)	4147-11.142	PPS 85.....	(7)	5616-1.4
OE 74-169 .....	(7)	4648-4	Vital and Health Statistics Series 13, No. 16	(10)	4147-13.16	PPS 87.....	(12)	5616-1.3
OE 74-188 .....	(7)	4628-4	Vital and Health Statistics Series 13, No. 17	(10)	4147-13.17	R&D Rpt. 61 .....	(11)	5348-3
OE 74-216 .....	(7)	4588-25	Vital and Health Statistics Series 14, No. 14	(10)	4147-14.14	R&D Rpt. 74 .....	(7)	5348-1
OE 74-305 .....	(7)	4568-6	Vital and Health Statistics Series 2, No. 64	(7)	4147-2.64	Spec. Scientific Rpt., Wildlife No. 181	(11)	5508-10
OE 74-314 .....	(7)	4666-1.4	Vital and Health Statistics Series 4, No. 16	(10)	4147-4.16	Spec. Scientific Rpt., Wildlife No. 180	(7)	5508-15
OE 74-401 .....	(7)	4658-5	Voc. Educ. Inf. (nos.) .....	(7)(12)	4504-4	Spec. Scientific Rpt., Wildlife No. 185	(12)	5508-16
OE 74-404 .....	(7)	4654-2	<b>DEPARTMENT OF HOUSING AND URBAN DEVELOPMENT</b>			TPR 81 .....	(12)	5608-28
OE 74-227a.....	(11)	4586-1.2	HUD 74-238.....	(7)	5144-12	<b>DEPARTMENT OF JUSTICE</b>		
OE 74-227b.....	(11)	4586-1.3	HUD 316-(nos.)-UD .....	(7)	5002-1	RTP TR 10.....	(12)	6286-2.2
OE 74-11112.....	(7)	4668-4	HUD-333-2-IA .....	(11)	5018-5	RTP TR 10.....	(12)	6286-2.3
OE 74-11703 .....	(11)	4568-8	HUD-CDES 16 .....	(7)	5128-6	SD-C-1 .....	(11)	6068-2
OE 74-21000.....	(11)	4504-14	HUD-HAI-4 .....	(11)	5186-1.4	<b>DEPARTMENT OF LABOR</b>		
OE 75-106 .....	(11)	4604-7	HUD-HAI-7 .....	(11)	5186-1.7	BLS Bull. 1568, Supp .....	(12)	6787-7.22
OE 75-113 .....	(7)	4604-10	HUD-HAI-8 .....	(11)	5186-1.8	BLS Bull. 1725-96 .....	(7)	6785-4
OE 75-121 .....	(11)	4604-6	HUD SOR-3.....	(7)	5144-1	BLS Bull. 1775-(nos.)/[Supp.(nos.)]	(7)(10)	6785-2
OE 75-161 .....	(11)	4648-10	Rpt. S-10.....	(12)	5142-24	BLS Bull. 1786 .....	(7)	6744-2
OE 75-211 .....	(11)	4568-7	RR 102 MH (Supp.) .....	(7)	5142-10	BLS Bull. 1795-(nos.) (7)(10)(11)(12)	6785-2	
OE 75-404 .....	(7)	4654-1	RR: 250 Book.....	(7)	5144-1	BLS Bull. 1809 .....	(7)	6728-4
OHD 74-20011.....	(11)	4846-1.10	RR: 384-H.....	(7)	5142-12.1	BLS Bull. 1811 .....	(7)	6828-10
OHD 74-20217.....	(12)	4848-7	<b>DEPARTMENT OF HOUSING AND URBAN DEVELOPMENT</b>			BLS Bull. 1812 .....	(7)	6787-7.47
OHD 75-30.....	(10)	4024-2	HUD 74-238.....	(7)	5144-12	BLS Bull. 1814 .....	(7)	6787-7.48
OHD/AoA 74-20261 .....	(12)	4842-1	HUD 316-(nos.)-UD .....	(7)	5002-1	BLS Bull. 1815 .....	(7)	6787-7.49
OS 74-50004.....	(10)	4006-1.8	HUD-333-2-IA .....	(11)	5018-5	BLS Bull. 1816 .....	(7)	6888-14
OS 74-50005.....	(10)	4006-1.9	HUD-CDES 16 .....	(7)	5128-6	<b>Supplements 7-12 301</b>		
OS 74-50006.....	(10)	4006-1.10	HUD-HAI-4 .....	(11)	5186-1.4	<b>Approved For Release 2004/10/13 : CIA-RDP88-01315R000200290001-4</b>		
OS 74-50007.....	(10)	4006-1.11	HUD-HAI-7 .....	(11)	5186-1.7			
OS 74-50008.....	(10)	4006-1.12	HUD-HAI-8 .....	(11)	5186-1.8			
PHS Pub. 1168 .....	(10)	4008-11	HUD SOR-3.....	(7)	5144-1			
PHS Pub. 1431.....	(10)	4008-10	Rpt. S-10.....	(12)	5142-24			
PHS Pub. 1692.....	(10)	4478-35	RR 102 MH (Supp.) .....	(7)	5142-10			

BLS Bull. 1817.....	(11) 6828-11	BLS Rpt. 430-58.....	(12) 6746-4.58	INR X-1.....	(11) 7146-3.7
BLS Bull. 1818.....	(7) 6784-6	BLS Rpt. 430-59.....	(10) 6746-4.59	Pub. 7750.....	(12) 7006-2.116
BLS Bull. 1819.....	(7) 6788-44.1	BLS Rpt. 430-60.....	(11) 6746-4.60	Pub. 7751.....	(12) 7006-2.28
BLS Bull. 1820.....	(7) 6787-6.77	BLS Rpt. 430-61.....	(12) 6746-4.61	Pub. 7752.....	(7) 7006-2.6
BLS Bull. 1821.....	(11) 6828-12	BLS Rpt. 430-62.....	(11) 6746-4.62	Pub. 7758.....	(7) 7006-2.35
BLS Bull. 1822.....	(7) 6784-11	BLS Rpt. 430-63.....	(11) 6746-4.63	Pub. 7760.....	(10) 7006-2.66
BLS Bull. 1823.....	(10) 6768-11	BLS Rpt. 430-64.....	(10) 6746-4.64	Pub. 7786.....	(10) 7006-2.65
BLS Bull. 1824.....	(12) 6748-26	BLS Rpt. 430-65.....	(11) 6746-4.65	Pub. 7791.....	(7) 7006-2.29
BLS Bull. 1825.....	(11) 6724-1	BLS Rpt. 430-66.....	(12) 6746-4.66	Pub. 7815.....	(11) 7006-2.84
BLS Bull. 1826.....	(12) 6748-24	BLS Rpt. 430-67.....	(10) 6746-4.67	Pub. 7905.....	(7) 7006-2.134
BLS Bull. 1827.....	(7) 6824-1	BLS Rpt. 430-68.....	(11) 6746-4.68	Pub. 7906.....	(12) 7006-2.120
BLS Bull. 1828.....	(7) 6787-6.62	BLS Rpt. 430-70.....	(12) 6746-4.70	Pub. 7907.....	(11) 7006-2.14
BLS Bull. 1830.....	(10) 6844-1	BLS Rpt. 430-71.....	(12) 6746-4.71	Pub. 7933.....	(12) 7006-2.158
BLS Bull. 1837.....	(12) 6784-2	BLS Rpt. 430-72.....	(11) 6746-4.72	Pub. 7955.....	(11) 7006-2.8
BLS Middle Atlantic Region Rpt. No. 38 (7) 6926-1.38		BLS Rpt. 430-73.....	(12) 6746-4.73	Pub. 7974.....	(12) 7006-2.68
BLS North Central Region Rpt. No. 74-5 (7) 6956-6.5		BLS Rpt. 430-74.....	(11) 6746-4.74	Pub. 7975.....	(7) 7006-2.67
BLS North Central Region Rpt. No. 74-6 (7) 6956-6.6		BLS Rpt. 430-76.....	(12) 6746-4.76	Pub. 8023.....	(12) 7006-2.96
BLS North Central Region Rpt., No. 74-7 (10) 6956-6.7		BLS Rpt. 430-77.....	(12) 6746-4.77	Pub. 8032.....	(12) 7006-2.16
BLS Northeast Region Rpt. No. 74-6 (11) 6916-5.6		BLS Rpt. 430-78.....	(12) 6746-4.78	Pub. 8056.....	(7) 7006-2.92
BLS Rpt. 9.....	(7) 6746-4.9	BLS Rpt. 430-79.....	(12) 6746-4.79	Pub. 8069.....	(7) 7006-2.127
BLS Rpt. 17.....	(7) 6746-4.17	BLS Rpt. 430-80.....	(11) 6746-4.80	Pub. 8080.....	(7) 7006-2.72
BLS Rpt. 18.....	(7) 6746-4.18	BLS Rpt. 430-81.....	(12) 6746-4.81	Pub. 8098.....	(11) 7006-2.114
BLS Rpt. 19.....	(7) 6746-4.19	BLS Rpt. 430-82.....	(10) 6746-4.82	Pub. 8169.....	(7) 7006-2.95
BLS Rpt. 20.....	(7) 6746-4.20	BLS Rpt. 430-84.....	(10) 6746-4.84	Pub. 8220.....	(12) 7006-2.93
BLS Rpt. 23.....	(7) 6746-4.23	BLS Rpt. 430-85.....	(11) 6746-4.85	Pub. 8228.....	(7) 7006-2.110
BLS Rpt. 25.....	(7) 6746-4.25	BLS Rpt. 430-86.....	(12) 6746-4.86	Pub. 8287.....	(12) 7006-2.59
BLS Rpt. 37.....	(7) 6746-4.37	BLS Rpt. 430-87.....	(12) 6746-4.87	Pub. 8320.....	(7) 7006-2.94
BLS Rpt. 40.....	(7) 6746-4.40	BLS Rpt. 430-88.....	(12) 6746-4.88	Pub. 8345.....	(7) 7006-2.159
BLS Rpt. 55.....	(7) 6746-4.55	BLS Rpt. 430-90.....	(12) 6746-4.90	Pub. 8347.....	(12) 7006-2.33
BLS Rpt. 69.....	(7) 6746-4.69	BLS Rpt. 430-91.....	(12) 6746-4.91	Pub. 8352.....	(7) 7006-2.87
BLS Rpt. 430-1.....	(12) 6746-4.1	BLS Rpt. 430-93.....	(12) 6746-4.93	Pub. 8610.....	(7) 7006-2.85
BLS Rpt. 430-2.....	(10) 6746-4.2	BLS Rpt. 430-94.....	(12) 6746-4.94	RAAN-20.....	(11) 7146-2.16
BLS Rpt. 430-3.....	(12) 6746-4.3	BLS Rpt. 430-96.....	(12) 6746-4.96	RC-W-136.....	(10) 7204-10
BLS Rpt. 430-5.....	(11) 6746-4.5	BLS Rpt. 430-98.....	(12) 6746-4.98	RC-W-138.....	(10) 7204-9
BLS Rpt. 430-6.....	(12) 6746-4.6	BLS Rpt. 430-99.....	(12) 6746-4.99	RESS 12.....	(10) 7146-1.12
BLS Rpt. 430-7.....	(11) 6746-4.7	BLS Rpt. 430-100.....	(12) 6746-4.100	RESS 20.....	(10) 7146-1.18
BLS Rpt. 430-8.....	(7) 6746-4.8	BLS Rpt. 430-101.....	(12) 6746-4.101	W-224.....	(10) 7202-2
BLS Rpt. 430-10.....	(11) 6746-4.10	BLS Rpt. 430-102.....	(12) 6746-4.102	W-442.....	(10) 7202-4
BLS Rpt. 430-11.....	(12) 6746-4.11	BLS Rpt. 430-103.....	(12) 6746-4.103	W-443.....	(10) 7202-3
BLS Rpt. 430-12.....	(11) 6746-4.12	BLS Rpt. 430-105.....	(12) 6746-4.105	XR/RECS-7.....	(11) 7146-3.6
BLS Rpt. 430-14.....	(12) 6746-4.14	BLS Rpt. 430-106.....	(12) 6746-4.106		
BLS Rpt. 430-15.....	(12) 6746-4.15	BLS Rpt. 430-107.....	(12) 6746-4.107		
BLS Rpt. 430-21.....	(11) 6746-4.21	BLS Rpt. 430-108.....	(12) 6746-4.108		
BLS Rpt. 430-22.....	(10) 6746-4.22	BLS Rpt. 430-109.....	(12) 6746-4.109		
BLS Rpt. 430-24.....	(11) 6746-4.24	BLS Rpt. 430-110.....	(12) 6746-4.110		
BLS Rpt. 430-26.....	(11) 6746-4.26	BLS Rpt. 430-111.....	(12) 6746-4.111		
BLS Rpt. 430-27.....	(12) 6746-4.27	BLS Rpt. 430-112.....	(12) 6746-4.112		
BLS Rpt. 430-28.....	(10) 6746-4.28	BLS Rpt. 430-113.....	(12) 6746-4.113		
BLS Rpt. 430-29.....	(12) 6746-4.29	BLS Rpt. 433-6.....	(11) 6786-3.6		
BLS Rpt. 430-30.....	(12) 6746-4.30	BLS Rpt. 433-7.....	(7) 6786-3.7		
BLS Rpt. 430-31.....	(12) 6746-4.31	BLS Rpt. 433-8.....	(7) 6786-3.8		
BLS Rpt. 430-32.....	(11) 6746-4.32	BLS Rpt. 433-9.....	(11) 6786-3.9		
BLS Rpt. 430-33.....	(11) 6746-4.33	BLS Rpt. 433-10.....	(11) 6786-3.10		
BLS Rpt. 430-34.....	(10) 6746-4.34	BLS Rpt. 433-12.....	(7) 6786-3.12		
BLS Rpt. 430-36.....	(11) 6746-4.36	BLS Southeast Region Rpt., No. 24 (10) 6946-1.24			
BLS Rpt. 430-38.....	(11) 6746-4.38	BLS Southeast Region Rpt., No. 25 (11) 6946-1.25			
BLS Rpt. 430-39.....	(12) 6746-4.39	BLS Southeast Region Rpt. No. 26 (12) 6946-1.26			
BLS Rpt. 430-41.....	(11) 6746-4.41	Manpower Res. Mono. 33.....	(7) 6407-19		
BLS Rpt. 430-42.....	(11) 6746-4.42	Spec. Labor Force Rpt. 164.....	(7) 6746-1.164		
BLS Rpt. 430-43.....	(11) 6746-4.43	Spec. Labor Force Rpt. 168.....	(12) 6746-1.168		
BLS Rpt. 430-44.....	(11) 6746-4.44	Spec. Labor Rpt. 165.....	(7) 6746-1.165		
BLS Rpt. 430-45.....	(10) 6746-4.45	Spec. Labor Rpt. 166.....	(7) 6746-1.166		
BLS Rpt. 430-46.....	(11) 6746-4.46	USDL 74-420.....	(7) 6784-2		
BLS Rpt. 430-47.....	(12) 6746-4.47	USDL 74-454.....	(11) 6766-3.11		
BLS Rpt. 430-48.....	(11) 6746-4.48	USDL 74-636.....	(11) 6764-3		
BLS Rpt. 430-49.....	(12) 6746-4.49				
BLS Rpt. 430-51.....	(12) 6746-4.51				
BLS Rpt. 430-52.....	(10) 6746-4.52				
BLS Rpt. 430-53.....	(10) 6746-4.53				
BLS Rpt. 430-54.....	(11) 6746-4.54				
BLS Rpt. 430-56.....	(11) 6746-4.56				
BLS Rpt. 430-57.....	(11) 6746-4.57				

**DEPARTMENT OF  
TRANSPORTATION**

Accident Bull. 142.....	(11) 7604-1
DOT-HS 801 207.....	(10) 7764-1.2
DOT-HS 801 208.....	(10) 7764-1.1
DOT HS-(nos.).....	(10) 7762-2
DOT P 5200.7.....	(7) 7308-22
DOT-TSC-OST-74-8.....	(10) 7304-2
ES-F.....	(10) 7554-13
ES-R.....	(10) 7556-2.16
FHWA 92-74.....	(12) 7556-2.17
FHWA 109-74.....	(12) 7556-2.18
FHWA-75-74.....	(7) 7554-12
FHWA-RD-74-56.....	(12) 7558-16
HHP-13.....	(12) 7554-17
HSL No. 74-(nos.).....	(7) 7762-1
MF-1.....	(7) 7556-2.7
MF-2.....	(7) 7556-2.8
MF-21.....	(10) 7556-2.10
MF-22.....	(10) 7556-2.11
MF-23.....	(10) 7556-2.12
MF-24.....	(10) 7556-2.13
MF-25.....	(10) 7556-2.14
MF-26.....	(10) 7556-2.15
MF-33G.....	(7) 7556-2.9
MV-1.....	(7) 7556-2.1
MV-2.....	(7) 7556-2.6
MV-7.....	(7) 7556-2.5
MV-9.....	(7) 7556-2.2
MV-10.....	(7) 7556-2.3
MV-11.....	(7) 7556-2.4
NTSB-ARG-74-2.....	(10) 7804-3
RIS: FS 8200-27.....	(11) 7502-3
SF-21.....	(12) 7556-2.17
UMTA-TRIC-1-72.....	(10) 7886-1.1

**DEPARTMENT OF STATE**

AID/cm/ta-147-423.....	(11) 7208-2
INR RS 5.....	(10) 7146-1.8
INR RS 9.....	(10) 7146-1.22
INR RS 23.....	(10) 7146-1.13
INR RS-20.....	(11) 7146-1.6
INR RS-36.....	(12) 7146-1.11



**DEPARTMENT OF TREASURY**

ATF P 1323.1(4-74) ..... (12) 8484-1  
 IRS Pub. 453 (10-74) ..... (11) 8304-6  
 Treas. Doc. 3262 ..... (10) 8204-1  
 WS-124 ..... (10) 8008-3  
 WS-127 ..... (10) 8008-5

**INDEPENDENT AGENCIES**

**Atomic Energy Commission**

ANL-8092 ..... (12) 9108-42  
 BNWL-1811 ..... (11) 9104-18  
 GJO 100(74) ..... (11) 9104-15  
 GJO 103(74) ..... (11) 9104-17  
 GJO 104(73) ..... (11) 9104-16  
 GJO 105 ..... (11) 9108-39  
 GJO-108(74) ..... (12) 9104-19  
 HASL (nos.) ..... (7)(10) 9102-2  
 ORNL-EIS-73-65 (Rev. 1) ..... (11) 9108-41  
 ORNL-HUD-3 ..... (7) 9108-28  
 ORNL-TM-4610 ..... (11) 9108-43  
 TID 8200-R30 ..... (12) 9102-1  
 TID-4065-R1 ..... (11) 9108-37  
 TID-25602 ..... (11) 9108-40  
 TID-26007 ..... (11) 9108-32  
 UC-2 ..... (11) 9108-35  
 UC-11 ..... (12) 9108-45  
 UC-13 ..... (11) 9108-44  
 UC-41 ..... (11) 9104-18  
 UC-78 ..... (10) 9108-31  
 UC-80 ..... (11) 9108-32  
 UC-80 ..... (11) 9108-33  
 UC-80 ..... (11) 9108-34  
 UC-80 ..... (11) 9108-40  
 UC-80 ..... (11) 9108-44  
 UC-80 ..... (12) 9102-1  
 US-41 ..... (11) 9108-38  
 WASH 1174-74 ..... (12) 9104-3  
 WASH-1087 ..... (11) 9108-33  
 WASH-1099 ..... (11) 9108-34  
 WASH-1228(74) ..... (10) 9104-10  
 WASH-1229(74) ..... (10) 9104-9  
 WASH-1230-Vols.1-5 ..... (11) 9106-2  
 WASH-1248 ..... (11) 9108-36  
 WASH-1256-R1 ..... (11) 9108-38  
 WASH-1300 ..... (12) 9108-45  
 WASH-1303 ..... (10) 9108-31  
 WASH-1320 ..... (10) 9108-30  
 WASH-1334 ..... (11) 9108-35  
 WASH-1345 ..... (11) 9108-44  
 WASH-1400 ..... (7) 9108-29

**Consumer Product Safety Commission**

NIIC 0621-74 1012 ..... (12) 9166-3.14  
 NIIC 1211-74 H010 ..... (12) 9166-3.12  
 NIIC 1263-74-1011 ..... (12) 9166-3.13  
 NIIC-0131-74-H005 ..... (11) 9166-3.7  
 NIIC-0501-74-H008 ..... (11) 9166-3.10  
 NIIC-0807-74-H004 ..... (11) 9166-3.6  
 NIIC-1101-74-H006 ..... (11) 9166-3.8  
 NIIC-1202-73-H001 ..... (11) 9166-3.1  
 NIIC-1313-73-H002 ..... (11) 9166-3.2  
 NIIC-1501-74-H007 ..... (11) 9166-3.9  
 NIIC-1503-74-H002 ..... (11) 9166-3.4  
 NIIC-1508-74-H003 ..... (11) 9166-3.5  
 NIIC-1701-74-H001 ..... (11) 9166-3.3  
 NIIC-1815-74-H009 ..... (11) 9166-3.11

**Environmental Protection Agency**

EPA 600/5-74-014 ..... (12) 9208-37  
 EPA-430/9-73-005 ..... (7) 9208-27  
 EPA-440/9-73-001 ..... (7) 9204-3  
 EPA-520/9-74-017 ..... (7) 9202-1  
 EPA-600/2-74-001 ..... (12) 9188-4  
 EPA-600/5-73-001 ..... (7) 9208-26  
 EPA-600/5-73-005 ..... (7) 9208-28  
 EPA-600/5-74-007 ..... (7) 9198-27  
 EPA-600/9-74-001 ..... (11) 9182-2

EPA-650/1-74-004 ..... (10) 9198-31  
 EPA-660/2-74-032 ..... (7) 9208-24  
 EPA-660/2-74-038 ..... (7) 9188-3  
 EPA-660/2-74-056 ..... (7) 9208-25  
 EPA-660/3-74-002 ..... (12) 9208-35  
 EPA-660/3-74-003 ..... (7) 9208-23  
 EPA-670/2-74-071 ..... (10) 9208-31  
 EPA-670/2-74-072 ..... (11) 9208-34  
 EPA-907/9-74-001 ..... (11) 9208-32  
 EPA-LIB 74-03 ..... (7) 9188-1  
 EPA-R5-72-009 ..... (7) 9198-29  
 EPA-R5-73-017 ..... (11) 9208-33  
 EPA-R5-73-022 ..... (7) 9198-28  
 EPA-R3-73-003 ..... (7) 9208-29  
 RDDRA 4 15(nos.) .... (7)(10)(11)(12) 9232-1  
 SW-99 ..... (12) 9218-17  
 SW-127 ..... (7) 9218-13  
 SW-129 ..... (12) 9218-18  
 SW-32c.1 ..... (7) 9218-11  
 SW-35c ..... (11) 9218-16  
 SW-47r ..... (7) 9218-12  
 SW-51d.1 ..... (12) 9218-15  
 SW-80ts.1 ..... (11) 9218-14

**Equal Employment Opportunity Commission**

EEOC Res. Rpt. 43 ..... (12) 9244-2  
 Res. Rpt. 44 ..... (11) 9248-10

**Farm Credit Administration**

FCA Circ. 49 ..... (12) 9262-1  
 Stat. Bull. 8 ..... (11) 9264-8  
 Stat. Bull. 9 ..... (12) 9264-4

**Federal Deposit Insurance Corp.**

Rpt. P-1400-103-73 ..... (10) 9294-1  
 Working Paper 74-1 ..... (7) 9296-2.1  
 Working Paper 74-2 ..... (7) 9296-2.2  
 Working Paper 74-3 ..... (7) 9296-2.3  
 Working Paper 74-4(Rev.) ..... (7) 9296-2.4  
 Working Paper 74-5 ..... (7) 9296-2.5  
 Working Paper 74-6 ..... (7) 9296-2.6  
 Working Paper 74-7 ..... (7) 9296-2.7  
 Working Paper 74-8 ..... (7) 9296-2.8  
 Working Paper 74-9 ..... (7) 9296-2.9

**Federal Energy Administration**

FEA-P-12 ..... (10) 9308-2  
 FEA Tech. Rpt. 74-1 ..... (10) 9306-1.1  
 FEA Tech. Rpt. 74-2 ..... (7) 9306-1.2  
 FEA Tech. Rpt. 74-3 ..... (7) 9306-1.3  
 FEA Tech. Rpt. 74-4 ..... (7) 9306-1.4  
 FEA Tech. Rpt. 74-5 ..... (12) 9306-1.5

**Federal Power Commission**

DC-114 ..... (11) 9358-25  
 FPC-S 236 ..... (10) 9354-2  
 FPC-S 238 ..... (7) 9354-12  
 FPC-S 239 ..... (7) 9354-15  
 FPC S-240 ..... (11) 9354-19  
 S-241 ..... (11) 9354-5

**Federal Trade Commission**

Rpt. 6-15-22 ..... (12) 9404-3

**Interstate Commerce Commission**

Statement 1C1-72 ..... (12) 9484-6  
 Statement 100 ..... (11) 9482-6  
 Statement 600 (QPS) ..... (7) 9482-8  
 Statement 650 ..... (7)(11) 9482-9  
 Statement 750 ..... (12) 9482-10  
 Statement 800 ..... (11) 9482-11  
 Statement 950 (QFF) ..... (12) 9482-12

**National Aeronautics and Space Administration**

NASA CR-2376 ..... (11) 9508-10  
 NASA SP-4017 ..... (11) 9504-2  
 NASA TM X-64751 ..... (7) 9506-1.1  
 NASA TM X-64752 ..... (7) 9506-1.2  
 NASA TM X-64798 ..... (7) 9506-1.3  
 Release 74-292 ..... (12) 9506-2.1  
 Release 74-303 ..... (12) 9506-2.2  
 Release 74-305 ..... (12) 9506-2.3  
 Release 74-314 ..... (12) 9506-2.4  
 Release 74-316 ..... (12) 9506-2.5  
 Release No. 74-267 ..... (10) 9508-9

**National Labor Relations Board**

ER (nos.) ..... (7) 9582-2

**National Science Foundation**

NSF 74-305 ..... (7) 9624-4  
 NSF 74-307 ..... (7) 9626-2.37  
 NSF 74-308 ..... (7) 9626-2.38  
 NSF 74-309 ..... (7) 9626-2.39  
 NSF 74-310 ..... (7) 9626-2.40  
 NSF 74-311 ..... (7) 9626-2.41  
 NSF 74-312 ..... (12) 9624-8  
 NSF 74-313 ..... (12) 9627-9  
 NSF 74-314 ..... (10) 9626-2.42  
 NSF 74-315 ..... (10) 9626-2.43  
 NSF 74-316 ..... (10) 9626-2.44  
 NSF 74-317 ..... (12) 9626-1.22

**Small Business Administration**

Small Marketers Aid 154 ..... (12) 9768-4

**Smithsonian Institution**

Press Pub No. 5112 ..... (12) 9774-2

**Tennessee Valley Authority**

F 75E1R ..... (12) 9804-11  
 Bull. Y-56 ..... (7) 9808-24  
 Bull. Y-58 ..... (7) 9806-3.1  
 Bull. Y-60 ..... (7) 9806-3.2  
 Bull. Y-65 ..... (7) 9806-3.3  
 Bull. Y-70 ..... (12) 9804-9  
 Bull. Y-75 ..... (7) 9808-26  
 Bull. Y-76 ..... (7) 9808-25  
 Rpt. No. 0-1851-37 ..... (7) 9804-7  
 TA(QA) 6-69 ..... (7) 9806-3  
 TA(QA)6-69 ..... (12) 9804-9  
 TVA 1 ..... (7) 9806-3.1  
 TVA 2 ..... (7) 9806-3.2  
 TVA 3 ..... (7) 9806-3.3

**U.S. Civil Service Commission**

BIPP 152-44 ..... (12) 9844-26  
 BIPP 152-48 ..... (10) 9844-22  
 BIPP 152-50 ..... (11) 9844-19  
 BRE 43 ..... (10) 9844-24  
 EMMTAP No. 3 ..... (12) 9848-15  
 Pamphlet T-7 ..... (7) 9844-12  
 SM 13 74(nos.) ..... (7)(10)(11)(12) 9842-1  
 SM 33-73 ..... (12) 9844-6  
 SM 62-09 ..... (12) 9844-7  
 SM 68-07 ..... (11) 9844-8  
 TM-10-72-1 ..... (12) 9848-16

**U.S. Tariff Commission**

Staff Res. Study 2 ..... (10) 9886-2.2  
 Staff Res. Study 4 ..... (10) 9886-2.4  
 Staff Res. Study 5 ..... (10) 9886-2.5  
 Staff Res. Study 6 ..... (10) 9886-2.6  
 Staff Res. Study 7 ..... (10) 9886-2.7  
 TC Pub. 79 ..... (10) 9886-3.4

TC Pub. 82	(10)	9886-3.3	B 133283	(7)	26108-126
TC Pub. 84	(10)	9886-3.1	B 133322	(10)	26108-139
TC Pub. 86	(10)	9886-3.2	B 146333	(10)	26108-131
TC Pub. 89	(10)	9886-3.5	B 146749	(10)	26108-140
TC Pub. 136	(10)	9886-3.6	B 158712	(10)	26108-136
TC Pub. 142	(10)	9886-3.7	B 159652	(10)	26108-142
TC Pub. 148	(10)	9886-3.8	B 160096	(7)	26108-114
TC Pub. 149	(10)	9886-3.9	B 163922	(7)	26108-122
TC Pub. 219	(10)	9886-3.10	B 164031(1)	(7)	26108-116
TC Pub. 228	(10)	9886-3.11	B 164031(1)	(7)	26108-121
TC Pub. 238	(10)	9886-3.12	B 164031(2)	(7)	26108-110
TC Pub. 291	(10)	9886-3.13	B 164031(3)	(7)	26108-118
TC Pub. 309	(10)	9886-3.14	B 164031(3)	(10)	26108-138
TC Pub. 310	(10)	9886-3.15	B 164497(1)	(12)	26108-147
TC Pub. 319	(10)	9886-3.16	B 164497(3)	(7)	26108-128
TC Pub. 334	(10)	9886-3.17	B 164912	(7)	26108-127
TC Pub. 359	(10)	9886-3.18	B 165731	(10)	26108-141
TC Pub. 374	(10)	9886-3.19	B 166506	(7)	26108-119
TC Pub. 420	(10)	9886-3.20	B 166506	(10)	26108-133
TC Pub. 436	(10)	9886-3.21	B 167790	(12)	26108-151
TC Pub. 459	(10)	9886-3.23	B 168767	(7)	26108-111
TC Pub. 466	(10)	9886-3.22	B 168767	(7)	26108-125
TC Pub. 487	(10)	9886-3.24	B 169491	(12)	26108-150
TC Pub. 539	(10)	9886-3.25	B 171019	(7)	26108-112
TC Pub. 597	(10)	9886-3.27	B 171526	(12)	26108-149
TC Pub. 632	(7)	9888-2	B 172255	(10)	26108-143
TC Pub. 649	(10)	9886-3.27	B 172707	(12)	26108-148
TC Pub. 668	(10)	9884-4	B 173123	(10)	26108-144
TC Pub. 680	(10)	9884-5	B 174317	(7)	26108-129
TC Pub. 681	(11)	9884-3	B 176943	(7)	26108-124
TC Pub. 688	(7)	9884-2	B 178205	(10)	26108-132
			B 178205	(10)	26108-134
			B 179411	(7)	26108-120
			B 179810	(7)	26108-109
			B 179810	(7)	26108-115
			B 180228	(7)	26108-108
			B 180257	(7)	26108-113
			B 180403	(10)	26108-137
			B 180403	(12)	26108-137
			B 180403	(12)	26108-137.1

**Veterans Administration**

IB 11-45 ..... (7) 9924-5

**SPECIAL BOARDS,  
COMMITTEES, AND COMMISSIONS**

**Advisory Committee on  
Intergovernmental Affairs**

ACIR Rpt. M-79 ..... (7) 10044-1

**President's Committee on  
Mental Retardation**

OHD 74-21001..... (7) 16664-1

OS 73-90..... (10) 16668-3

**CONGRESS**

**House**

H. Doc. 92-156..... (7) 21444-1

H. Doc. 92-357..... (7) 21444-1

H. Doc. 93-194..... (7) 21444-1

H. Doc. 93-313..... (10) 21784-8

H. Doc. 93-314..... (10) 21784-9

H. Doc. 93-315..... (10) 21784-7

H. Doc. 93-326..... (7) 21648-10

H. Doc. 93-334..... (10) 21784-10

**Senate**

S. Doc. 93-58 ..... (12) 25922-1

S. Doc. 93-81 ..... (7) 25924-1

S. Doc. 93-104 ..... (12) 25922-1

S. Rpt. 93-1133 ..... (11) 25548-36

S. Rpt. 93-1168 ..... (10) 25728-3

S. Rpt. 93-1283 ..... (12) 25448-21

**General Accounting Office**

B 114824 ..... (7) 26108-123

B 114860 ..... (7) 26108-117

B 114874 ..... (12) 26108-146

B 114874 ..... (12) 26108-152

B 117604(3) ..... (7) 26108-130

B 125085 ..... (10) 26108-145

B 133202 ..... (10) 26108-135

Approved For Release 2004/10/13 : CIA-RDP88-01315R000200290001-4

Printed in U.S.A.


Approved For Release 2004/10/13 : CIA-RDP88-01315R000200290001-4

Supplement Number  
Current as of January 1, 1975

**12**

# Abstracts

Book 2 of 2



A comprehensive guide and index to the  
statistical publications of the U.S. Government

# American Statistics Index 1974

Congressional Information Service, Inc.  
Washington, D.C.



# American Statistics Index 1974

## Staff

*Editor and Publisher* James B. Adler

*Editorial Director* Richard T. Ewing

*Executive Editor* Susan I. Jover

*Senior Editors* Daniel D. Elasky, Jr., Marie A. Fredell

*Abstracting and Indexing Staff* Glenn B. Dana, K. Bruce Derryberry, August A. Imholtz, Eva Mackin, Kathryn Mas, Colyn L. Phillips, Marc A. Reardon, Joan M. Sherry, Guy Wilson

*Acquisitions Editors* Joan K. Leavitt (Chief), Louise F. Bennett, Mary L. Scheltema, Wanda Veraska

*Data Input* Jocelyn Fisher, Carolyn Hook, Stephanie Passman, Flora J. Reff, Carolyn Stanfield

*Documents Control* Claire Goldman

*Librarian* Hennje R. Schneider

*Production Coordinator* Dorothy W. Rogers

*Proofreading Staff* Katharina C. Wendel, Esther R. Aikens, Jacquelyn R. Ewing, Patricia C. Johnson, Nancy Kennedy

*Advertising, Publicity, and Promotion Director*  
Howard Goldstein

*Controller* Robert H. Zehner

*Library Services Manager* George A. Pughe

*Micropublishing Production Manager* Michael E. McGrath

*Micropublishing Projects Director* Jeffrey Heynan

*Office Manager* Jane W. Woolfitt

*Order Fulfillment* Susan W. Cox

*Publicity/Promotion Associate* Kelly Green

*Sales Manager* Robert Howells

*Sales Representatives* John Bell, Kenneth Boyd, Dennis Gunnarson, Richard A. Haskell, Dorothy W. Ott, Charles Weyll

*Staff Assistants* Susan Andrews, Barbara Bader, Irene K. Berman, Susan Butler, Luisa Coll-Pardo, Kathleen Henry, Dorcas Houser, Esther Lyerly, Rita Lombardo, Donna Smith, Amy Spornak, Mary Patricia Sumner

## Editorial Advisory Board

Hon. Richard Bolling  
Representative from Missouri

Edward DiRoma  
New York Public Library

William Kingsley  
Institute for Life Insurance

John W. Lehman  
Washington, D.C.

Robert R. Nathan  
Robert R. Nathan Associates

Conrad Taeuber  
Washington, D.C.

## Special Consultants

Ruth Fine  
Washington, D.C.

Morris B. Ullman  
Bethesda, Md.

**Congressional Information Service, Inc.**  
600 Montgomery Building  
Washington, D.C. 20014  
301 - 654-8595

A privately organized reference service

This ASI Supplement has been compiled and composed with the aid of SAMANTHA<sup>™</sup> an electronic data processing technique developed by Information and Publishing Systems, Inc., Chevy Chase, Md.

# ASI CONTENTS

## Index

SEMIANNUAL INDEX CUMULATION  
Covering Supplement Numbers 7-12  
Current as of January 1, 1975

(There are 2 Index volumes; designated:  
1 of 2, and 2 of 2)

### INDEX BOOK 1 of 2

How to Use the ASI Supplements iii  
Index by Subjects and Names 1-152

### INDEX BOOK 2 of 2

Index by Subjects and Names 153-241  
Index by Categories 243  
Index by Titles 269  
Index by Agency Report Numbers 297

## Abstracts

Supplement Number 12  
Current as of January 1, 1975

(There are 2 Abstracts volumes; designated:  
1 of 2, and 2 of 2)

### ABSTRACTS BOOK 1 of 2

Issue Notes iii  
Periodicals Received and Reviewed iv  
How to Use the ASI Supplements xii  
Sample Abstracts xiii  
Acronyms, Abbreviations, and Symbols xvi  
Issuing Agencies xviii  
Abstracts of Statistical Publications  
102-1 through 5144-4.2 1-72

### ABSTRACTS BOOK 2 of 2

Abstracts of Statistical Publications  
5508-16 through 26108-152 73-151

## Department of Interior

### 5508 FISH AND WILDLIFE SERVICE Special and Irregular Publications

**5508-16** **BREEDING AND WINTERING AREAS OF CANVASBACKS HARVESTED IN VARIOUS STATES AND PROVINCES**  
1974. iv+78 p.  
Spec. Scientific Rpt., Wildlife No. 185. •Item 614-C. †  
ASI/MF I49.15/3:185.

By Aelred D. Geis. Study of relationships between canvasback duck breeding, wintering, and harvest areas; based on recoveries of 8,800 banded canvasbacks in U.S., Canada, and Mexico during the 1925-71 hunting seasons.

Contents: narrative discussion of procedures and summary of findings (p. 2-10); 15 tables showing estimated canvasback population, band recovery area by area banded, and harvest area by source of harvest; all by State or province (p. 11-75); and list of individuals or agencies banding more than 200 canvasbacks through 1971 (p. 76-78).

### 5604 BUREAU OF MINES: GENERAL Annuals and Biennials

**5604-15** **MINERALS YEARBOOK, VOL. 1. Annual Preprints by Commodity**  
★ Annual. GPO; for individual bibliographic data, see below.  
ASI/MF 128.37/a:(CT)/(date).

Annual preprints of individual chapters in Vol. 1 of the 1973 *Minerals Yearbook*, presenting a narrative review with text tables of individual commodities. Number of tables varies from 12-18 for most commodities to 45-61 for coal, copper, and petroleum; less common commodities may have from 1-5 tables.

Most data are for the current and previous year, with selected previous years 1969-71. General format and contents for each commodity are described below, although all breakdowns do not apply to all commodities.

- a. Salient statistics (U.S. and world production, U.S. consumption and trade, 1969-73).
- b. Domestic production (quantity, type, company, inventories, by State, method).
- c. Consumption and uses (by industry, economic sector, value, by State or area).
- d. Prices and stocks (selling prices by month or yearly average; inventories).
- e. Transportation (methods and category shipped).

- f. Foreign trade (quantity and value of exports and imports, by State, area, or country).
- g. World review (world production and demand, by individual countries where applicable).
- h. Technology (environmental developments, production techniques; usually narrative text only).

All available preprints for 1973, Vol. 1, are listed below. For description of full 1972 Vol. 1, see ASI 1974 Supplement 7 under 5604-1. Preprints of Vols. 2 and 3 for 1973 are not yet issued; for description of available 1972 preprints of Vols. 2 and 3, see this Supplement 5604-16 and 5604-17.

#### PREPRINTS:

**5604-15.3: Antimony, 1973**  
[1974. 9 p. \$0.30.]

**5604-15.7: Beryllium, 1973**  
[1974. 5 p. \$0.25.]

**5604-15.8: Bismuth, 1973**  
[1974. 5 p. \$0.25.]

**5604-15.10: Bromine, 1973**  
[1974. 4 p. \$0.25.]

**5604-15.12: Calcium and Calcium Compounds, 1973**  
[1974. 3 p. \$0.25.]

**5604-15.23: Diatomite, 1973**  
[1974. 3 p. \$0.25.]

**5604-15.27: Gallium, 1973**  
[1974. 5 p. \$0.25.]

**5604-15.37: Kyanite and Related Materials, 1973**  
[1974. 6 p. \$0.25.]

**5604-15.40: Magnesium, 1973**  
[1974. 9 p. \$0.30.]

**5604-15.41: Magnesium Compounds, 1973**  
[1974. 9 p. \$0.30.]

**5604-15.57: Rare-Earth Minerals and Metals, 1973**  
[1974. 9 p. \$0.30.]

**5604-15.61: Silicon, 1973**  
[1974. 5 p. \$0.25.]

**5604-16** **MINERALS YEARBOOK, VOL. 2. Annual Preprints by State**  
GPO; for individual bibliographic data, see below.  
ASI/MF  
128.37/a2:(CT)/(date).

Annual preprints of individual chapters of 1972 *Minerals Yearbook*, Vol. 2 presenting performance data by State for metals, minerals, mineral fuels produced or consumed by the U.S. mineral industry.

Format for each State includes narrative discussion with text tables generally covering mineral industry production, worktime and injury experience, legislation, review by commodity, and name and location of principal producers. The number of tables for each State varies, but the data described below are generally presented for each; most data are for the current and previous year.

- a. Mineral production by commodity.
- b. Value of mineral production by county.
- c. Indicators of State business activities (employment, personal income, construction activity, value of mineral production).
- d. Worktime and injury experience in the mineral industry.
- e. Mine production by county, and by type of material.
- f. Commodities sold or used, by producers, class of operation, and kind.
- g. List of principal producers and type of activity.

All available preprints for 1972, Vol. 2, are listed below. For description of full 1971 *Yearbook*, see ASI 1974 Annual, 5604-1. For descriptions of Vols. 1 and 3 preprints series, see this Supplement 5604-15, 5604-17.

#### PREPRINTS:

**5604-16.1: Alabama, 1972**  
[1974. 13 p. \$0.30.]

**5604-16.2: Alaska, 1972**  
[1974. 16 p. \$0.35.]

**5604-16.4: Arkansas, 1972**  
[1974. 14 p. \$0.25.]

**5604-16.5: California, 1972**

[1974. 34 p. \$0.45.]

**5604-16.6: Colorado, 1972**

[1974. 28 p. \$0.40.]

**5604-16.7: Connecticut, 1972**

[1974. 4 p. \$0.25.]

**5604-16.8: Delaware, 1972**

[1974. 3 p. \$0.25.]

**5604-16.9: Florida, 1972**

[1974. 13 p. \$0.25.]

**5604-16.10: Georgia, 1972**

[1974. 15 p. \$0.30.]

**5604-16.11: Hawaii, 1972**

[1974. 4 p. \$0.25.]

**5604-16.12: Idaho, 1972**

[1974. 10 p. \$0.25.]

**5604-16.13: Illinois, 1972**

[1974. 20 p. \$0.30.]

**5604-16.14: Indiana, 1972**

[1974. 23 p. \$0.35.]

**5604-16.15: Iowa, 1972**

[1974. 16 p. \$0.35.]

**5604-16.16: Kansas, 1972**

[1974. 15 p. \$0.30.]

**5604-16.17: Kentucky, 1972**

[1974. 13 p. \$0.30.]

**5604-16.19: Maine, 1972**

[1974. 5 p. \$0.25.]

**5604-16.20: Maryland, 1972**

[1974. 8 p. \$0.25.]

**5604-16.21: Massachusetts, 1972**

[1974. 6 p. \$0.25.]

**5604-16.22: Michigan, 1972**

[1974. 21 p. \$0.30.]

**5604-16.23: Minnesota, 1972**

[1974. 18 p. \$0.30.]

**5604-16.24: Mississippi, 1972**

[1974. 12 p. \$0.25.]

**5604-16.25: Missouri, 1972**

[1974. 17 p. \$0.30.]

**5604-16.27: Nebraska, 1972**

[1974. 10 p. \$0.25.]

**5604-16.28: Nevada, 1972**

[1974. 12 p. \$0.25.]

**5604-16.29: New Hampshire, 1972**

[1974. 3 p. \$0.25.]

**5604-16.30: New Jersey, 1972**

[1974. 8 p. \$0.25.]

**5604-16.31: New Mexico, 1972**

[1974. 21 p. \$0.30.]

**5604-16.32: New York, 1972**

[1974. 13 p. \$0.25.]

**5604-16.33: North Carolina, 1972**

[1974. 14 p. \$0.25.]

**5604-16.34: North Dakota, 1972**

[1974. 10 p. \$0.25.]

**5604-16.35: Ohio, 1972**

[1974. 16 p. \$0.30.]

**5604-16.36: Oklahoma, 1972**

[1974. 15 p. \$0.30.]

**5604-16.37: Oregon, 1972**

[1974. 11 p. \$0.25.]

**5604-16.39: Puerto Rico, Panama Canal Zone, Virgin Islands, Pacific Island Possessions, and TTPI, 1972**

[1974. 7 p. \$0.10.]

**5604-16.40: Rhode Island, 1972**

[1974. 3 p. \$0.25.]

**5604-16.42: South Dakota, 1972**

[1974. 10 p. \$0.25.]

**5604-16.43: Tennessee, 1972**

[1974. 17 p. \$0.30.]

**5604-16.44: Texas, 1972**

[1974. 32 p. \$0.40.]

**5604-16.45: Utah, 1972**

[1974. 15 p. \$0.25.]

**5604-16.46: Vermont, 1972**

[1974. 4 p. \$0.25.]

**5604-16.47: Virginia, 1972**

[1974. 14 p. \$0.25.]

**5604-16.48: Washington, 1972**

[1974. 10 p. \$0.25.]

**5604-16.49: West Virginia, 1972**

[1974. 13 p. \$0.25.]

**5604-16.50: Wisconsin, 1972**

[1974. 12 p. \$0.25.]

**5604-16.51: Wyoming, 1972**

[1974. 25 p. \$0.35.]

**5604-17 MINERALS YEARBOOK, VOL. 3. Annual Preprints by Country**

Annual. GPO; for individual bibliographic data, see below. ASI/MF 128.37/a2:(CT)/(date).

Annual preprints of individual chapters of 1972 *Minerals Yearbook*, Vol. 3, presenting narrative review, with text tables, of the mineral industry in 130 countries; for some chapters, countries are grouped.

Format for each country includes a review of government policies and programs affecting the minerals industry; and of annual production and trade, by commodity. For most countries there are 3 tables; some have additional tables for a major industry. Most data are for 1970-72. Tables cover:

- a. Mineral production by commodity.
- b. Exports and imports, by commodity and destination or source.
- c. Salient statistics of a major industry (usually iron and steel or petroleum).

Vol. 1 of the 1972 *Yearbook* has been published (for description, see ASI 1974 Supplement 7-9 under 5604-1); preprints of chapters in Vol. 1, 1973 and Vol. 2, 1972 are described in 5604-15 and 5604-16, above. Available 1972 Vol. 3 preprints are listed below.

**5604-17.1: Algeria, 1972**

[1974. 12 p. \$0.25.]

**5604-17.2: Angola, Mozambique, and Portuguese Guinea, 1972**

[1974. 10 p. \$0.25.]

**5604-17.3: Argentina, 1972**

[1974. 11 p. \$0.25.]

**5604-17.4: Australia, 1972**

[1974. 21 p. \$0.30.]

**5604-17.5: Austria, 1972**

[1974. 12 p. \$0.25.]

**5604-17.6: Belgium and Luxembourg, 1972**

[1974. 14 p. \$0.25.]

**5604-17.7: Bolivia, 1972**

[1974. 8 p. \$0.25.]

**5604-17.8: Brazil, 1972**

[1974. 15 p. \$0.30.]

**5604-17.10: Burma, 1972**

[1974. 8 p. \$0.25.]

**5604-17.11: Canada, 1972**

[1974. 21 p. \$0.30.]

**5604-17.12: Chile, 1972**

[1974. 12 p. \$0.25.]

**5604-17.13: People's Republic of China, 1972**

[1974. 15 p. \$0.35.]

**5604-17.14: Colombia, 1972**

[1974. 5 p. \$0.25.]

**5604-17.15: Cyprus, 1972**

[5 p. \$0.25.]

**5604-17.17: Arab Republic of Egypt, 1972**

[1974. 10 p. \$0.25.]

**5604-17.18: Finland, 1972**

[1974. 11 p. \$0.25.]

**5604-17.19: France, 1972**

[1974. 23 p. \$0.35.]

**5604-17.20: Gabon, 1972**

[1974. 4 p. \$0.25.]

**5604-17.22: Federal Republic of Germany, 1972**

[1974. 27 p. \$0.35.]

**5604-17.23: Ghana, 1972**



- [1974. 5 p. \$0.25.]
- 5604-17.24: Greece, 1972**  
[1974. 14 p. \$0.25.]
- 5604-17.25: Hungary, 1972**  
[1974. 11 p. \$0.30.]
- 5604-17.26: India, 1972**  
[1974. 15 p. \$0.30.]
- 5604-17.29: Iraq, 1972**  
[1974. 9 p. \$0.30.]
- 5604-17.30: Ireland, 1972**  
[1974. 7 p. \$0.25.]
- 5604-17.31: Israel, 1972**  
[6 p. \$0.25.]
- 5604-17.32: Italy, 1972**  
[1974. 19 p. \$0.30.]
- 5604-17.33: Japan, 1972**  
[1974. 37 p. \$0.40.]
- 5604-17.34: Kenya, Tanzania, and Uganda, 1972**  
[1974. 10 p. \$0.25.]
- 5604-17.35: North Korea, 1972**  
[1974. 8 p. \$0.25.]
- 5604-17.36: Republic of Korea, 1972**  
[1974. 8 p. \$0.25.]
- 5604-17.37: Kuwait and Saudi Arabia, 1972**  
[1974. 12 p. \$0.30.]
- 5604-17.38: Liberia, 1972**  
[1974. 6 p. \$0.25.]
- 5604-17.39: Libya, 1972**  
[1974. 8 p. \$0.25.]
- 5604-17.40: Malaysia, 1972**  
[1974. 8 p. \$0.25.]
- 5604-17.42: Morocco, 1972**  
[1973. 9 p. \$0.25.]
- 5604-17.43: Netherlands, 1972**  
[1974. 13 p. \$0.25.]
- 5604-17.44: New Zealand, 1972**  
[1974. 7 p. \$0.25.]
- 5604-17.45: Nigeria, 1972**  
[1974. 6 p. \$0.25.]
- 5604-17.46: Norway, 1972**  
[1974. 17 p. \$0.30.]
- 5604-17.47: Pakistan, 1972**  
[1974. 6 p. \$0.25.]
- 5604-17.48: Peru, 1972**  
[1974. 10 p. \$0.25.]
- 5604-17.49: Philippines, 1972**  
[1974. 18 p. \$0.30.]
- 5604-17.50: Poland, 1972**
- [1974. 8 p. \$0.25.]
- 5604-17.51: Portugal, 1972**  
[1974. 10 p. \$0.25.]
- 5604-17.52: Romania, 1972**  
[9 p. \$0.25.]
- 5604-17.53: Sierra Leone, 1972**  
[1974. 4 p. \$0.25.]
- 5604-17.54: Republic of South Africa, 1972**  
[1974. 24 p. \$0.35.]
- 5604-17.56: Spain, 1972**  
[1974. 21 p. \$0.30.]
- 5604-17.57: Sweden, 1972**  
[1974. 16 p. \$0.25.]
- 5604-17.58: Taiwan, 1972**  
[1974. 10 p. \$0.25.]
- 5604-17.59: Thailand, 1972**  
[1974. 13 p. \$0.25.]
- 5604-17.60: Tunisia, 1972**  
[1974. 7 p. \$0.25.]
- 5604-17.61: Turkey, 1972**  
[1974. 11 p. \$0.45.]
- 5604-17.62: USSR, 1972**  
[1974. 38 p. \$0.40.]
- 5604-17.63: United Kingdom, 1972**  
[1974. 13 p. \$0.25.]
- 5604-17.64: Venezuela, 1972**  
[1974. 12 p. \$0.25.]
- 5604-17.65: Yugoslavia, 1972**  
[1974. 16 p. \$0.30.]
- 5604-17.66: Zaire, 1972**  
[1974. 9 p. \$0.25.]
- 5604-17.67: Zambia, 1972**  
[1974. 8 p. \$0.25.]
- 5604-17.69: Central American Areas, 1972**  
[1974. 11 p. \$0.25.]  
Covers: British Honduras, Costa Rica, El Salvador, Guatemala, Honduras, Nicaragua, and Panama.
- 5604-17.73: Other Near Eastern Areas, 1972**  
[1974. 18 p. \$0.30.]  
Covers: Bahrain, Oman, People's Democratic Republic of Yemen, Qatar, Syrian Arab Republic, United Arab Emirates, and Yemen Arab Republic.
- 5604-17.74: Other Far Eastern and South Asian Areas, 1972**  
[1974. 29 p. \$0.45.]  
Covers: Afghanistan, Bangladesh, Brunei, Hong Kong, Khmer Republic, Laos, Mongolia, Nepal, Singapore, Sri Lanka, North and South Vietnam.

**5608  
BUREAU OF MINES:  
GENERAL**

**Special and  
Irregular Publications**

**5608-26** **ELEMENTAL COMPOSITION OF COAL MINE DUST**  
★  
1974. 25 p.  
Bur. Mines RI 7992.  
●Item 637-A.  
Mines Bureau, 4800 Forbes Ave., Pittsburgh, Pa. 15213 †  
ASI/MF I28.23:7992.

By T. C. Wesson and F. E. Armstrong. Report on the elemental composition of coal dust and its relation to incombustibility. Data show analyses for 5 elements made on 444 coal dust samples from 68 mines in 10 States.

Report consists of narrative discussion of experiment methods and results, with 3 charts and 5 text tables (p. 1-10) and 2 appendix tables showing analysis results for each sample. (p. 11-25)

**5608-28** **ECONOMIC ANALYSIS OF OIL SHALE OPERATIONS FEATURING GAS COMBUSTION RETORTING**  
★  
Sept. 1974. 18 p. TPR 81.  
●Item 637-A.  
Mines Bureau, 4800 Forbes Ave., Pittsburgh, Pa. 15213 †  
ASI/MF I28.26/6:81.

By Sidney Katell and Paul Wellman. Report estimating costs of building a processing complex to convert oil shale to a product suitable for pipelines and further refining. Includes estimate of product prices needed to break even.

Contains narrative description of equipment needed for a theoretical 50,000 barrel-per-day complex; and 11 tables showing estimated capital investment and operating costs, including environmental controls; and financial analysis based on 12% discounted cash flow rate for a 50,000 and a 100,000 barrel-per-day complex.

## 5612 BUREAU OF MINES: MINERAL INDUSTRY SURVEYS

### Current Periodicals

**5612-4**      **MINERAL INDUSTRY  
SURVEYS: Pennsylvania  
Anthracite Weekly**  
★  
Weekly. Approx. 2 p.  
Mines Bureau, 4800 Forbes  
Ave., Pittsburgh, Pa. 15123. †  
ASI/MF (beginning with Nov.  
1, 1974 issue). I28.49/2:(date).  
2426(74).

Weekly report on estimated production of Pennsylvania anthracite, with comparisons for the past 2 years, based on weekly carloading reports. Weekly data are current to approximately 1 week before publications; monthly data are current to 3 months before publication.

Contents: 1 chart showing weekly production for current and past year; and 1 table. 3 additional tables appear monthly. All tables are listed below.

#### TABLES:

[All data are shown for the current and past week (or month); cumulative for the year to date; and for the same periods of the past year.]

#### WEEKLY

[1] Anthracite statistics: production and carloadings.

#### MONTHLY

[2] Estimate of production of Pennsylvania anthracite for the month.

[3] Statistical summary of monthly development in the Pennsylvania anthracite industry [production; shipments, by mode; exports; electric utilities and coke plants consumption and stocks; stocks on docks and in yards; retail deliveries; wholesale price indexes].

[4] U.S. exports of Pennsylvania anthracite by countries of destination and continental groups.

**5612-5**      **MINERAL INDUSTRY  
SURVEYS: Weekly Coal  
Report**  
★  
Weekly. Approx. 4 p.  
Mines Bureau, 4800 Forbes  
Ave., Pittsburgh, Pa. 15123. †  
ASI/MF (beginning with Nov.  
1, 1974 issue). I28.33:(nos.)  
2754(74).                      CA29-803.

Weekly report on estimated production of bituminous coal and lignite, with comparisons for the past 2 years, based on weekly carloading reports. Weekly data are current to 1-2 weeks before publication; monthly data are current to approximately 3 months before publication.

Contents: 1 chart showing weekly production for current and past year; and 2 weekly tables. Many issues contain an additional 1-3 tables, showing monthly data, and appearing irregularly. All tables are listed below.

#### TABLES:

[Tables generally show data for the current and past week (or month); cumulative for the year to date; and for the same periods of the past year.]

#### WEEKLY

1. Estimated U.S. production of bituminous coal and lignite, in short tons [and number of cars loaded].

2. Estimated weekly production of coal, bituminous and lignite, by States.

#### MONTHLY

[Table numbers vary from issue to issue.]

3. Estimated production of bituminous coal and lignite.

4. Exports of bituminous coal and lignite from the U.S. [Canada and Mexico combined; overseas total].

5. Monthly distribution statistics of coal, bituminous and lignite, [tidewater loadings, by port; Great Lakes loadings].

6. Stocks and days' supply of bituminous coal and lignite, by consumer class.

7. Estimated consumption of bituminous coal and lignite [electric utilities, manufacturing, retail].

8. Upper Lakes dock trade in bituminous coal: receipts, deliveries, and stocks at commercial docks on Lakes Superior and Michigan.

## 5614 BUREAU OF MINES: MINERAL INDUSTRY SURVEYS

### Annuals and Biennials

**5614-4**      **WORLD MINERAL  
★ PRODUCTION IN 1970 AND  
1971**  
Annual. Oct. 5, 1973. 18 p.  
Mines Bureau, 4800 Forbes  
Ave., Pittsburgh, Pa. 15123. †  
ASI/MF I28.81/2:970-71.  
08012(74).

Annual report for 1971 showing distribution by country of world production of metallic and non-metallic minerals and mineral fuels. Report was prepared from data in 1971 *Minerals Yearbook* (see ASI 1974 Annual, 5604-1).

Consists of brief narrative summary and comparison of 1970-71 production; and 5 tables showing production of each of 69 major mineral commodities:

- a. Worldwide, 1969-71.
- b. Percent distribution for 6 major world areas, including breakdown by Communist and non-Communist, 1970-71.
- c. Percent distribution by country, 1970-71.

**5614-5**      **MINERAL INDUSTRY  
★ SURVEYS: Annual Advance  
Summaries by Commodity**  
Annual. Mines Bureau, 4800  
Forbes Ave., Pittsburgh, Pa.  
15123. † For individual  
bibliographic data, see below.  
ASI/MF

Annual advance summaries of U.S. mineral industries' production or consumption of individual mineral commodities. All 1973 summaries issued through Dec. 31, 1974, are listed below.

Contents of each report: brief narrative summary, usually followed by 1-14 tables on production quantity and value, often by State; consumption by type or use; and imports and exports by country of origin or destination. Most data are for the title year and the previous 1-3 years.

Commodity surveys of mineral and metal industries are also published monthly and quarterly (see ASI 1974 Annual and Supplement 6, 5612-1, and Annual, 5612-2). More detailed annual data are published later in the *Minerals Yearbook*. Vol. 1: "Commodity Statistics." *Yearbook* data are issued first as preprints (for available 1973 preprints, see this Supplement, 5604-15), and later in the bound volume (for description of 1972 edition, see ASI 1974 Supplement 7, 5604-1.4).

#### REPORTS:

**5614-5.1: Abrasive Materials, 1973**  
[May 16, 1974. 4 p. I28.116:973/advance. MC  
11077(74).]

**5614-5.2: Sales of Asphalt, 1973**  
[July 30, 1974. 6 p. I28.123:973/advance.]

**5614-5.3: Barite, 1973**

- [July 17, 1974. 5 p. I28.124:973/advance. MC 11042(74).]
- 5614-5.4: Boron, 1973**  
[Apr. 11, 1974. 1 p. I28.125:973/advance.]
- 5614-5.5: Bromine, 1973**  
[May 28, 1974. 4 p. I28.126:973/advance. MC 11043(74).]
- 5614-5.6: Carbon Black, 1973**  
[May 29, 1974. 2 p. I28.88/2:973/advance.]
- 5614-5.7: Cement, 1973**  
[Oct. 22, 1974. 2 p. I28.29/2:973/advance.]
- 5614-5.8: Clays, 1973**  
[Oct. 29, 1974. 5 p.]
- 5614-5.9: Diatomite, 1973**  
[May 9, 1974. 1 p. I28.127:973/advance.]
- 5614-5.10: Feldspar and Related Minerals, 1973**  
[June 7, 1974. 4 p. I28.111:973/advance. MC 11044(74).]
- 5614-5.11: Fluorspar, 1973**  
[Aug. 12, 1974. 6 p. I28.70/2:973/advance.]
- 5614-5.12: Gemstones, 1973**  
[June 25, 1974. 1 p. I28.117:973/advance.]
- 5614-5.13: Natural Graphite, 1973**  
[June 26, 1974. 5 p. no paging. I28.128:973/advance.]
- 5614-5.14: Gypsum, 1973**  
[July 16, 1974. 2 p. I28.32/2:973/advance.]
- 5614-5.15: Iodine, 1973**  
[Apr. 15, 1974. 1 p. I28.129:973/advance.]
- 5614-5.16: Kyanite and Related Minerals, 1973**  
[Mar. 26, 1974. 2 p. I28.131:973/advance. MC 08696(74).]
- 5614-5.17: Lime, 1973**  
[Aug. 20, 1974. 2 p. I28.28/3:973/advance.]
- 5614-5.18: Mica, 1973**  
[July 15, 1974. 1 p. I28.130:973/advance.]
- 5614-5.19: Minor Nonmetals, 1973**  
[July 15, 1974. 2 p. I28.121:973/advance.]
- 5614-5.20: Perlite, 1973**  
[July 10, 1974. 2 p. I28.133:973/advance.]
- 5614-5.21: Phosphate Rock, 1973**  
[Mar. 25, 1974. 4 p. I28.119:973/advance. MC 07977(74).]
- 5614-5.22: Potash, 1973**  
[Mar. 18, 1974. 7 p. I28.120:973/advance.]
- 5614-5.23: Pumice and Volcanic Cinder, 1973**  
[July 10, 1974. 2 p. I28.122:973/advance.]
- 5614-5.24: Salt, 1973**  
[July 22, 1974. 13 p. I28.134:973/advance.]
- 5614-5.25: Sand and Gravel, 1973**
- [July 3, 1974. 3 p.]
- 5614-5.26: Sodium Compounds, 1973**  
[May 20, 1974. 6 p. I28.135:973/advance.]
- 5614-5.27: Stone, 1973**  
[Sept. 4, 1974. 14 p. I28.118:973/advance.]
- 5614-5.28: Sulfur, 1973**  
[June 11, 1974. 12 p. I28.63/3:973/advance.]
- 5614-5.29: Talc, Soapstone, and Pyrophyllite, 1973**  
[Aug. 5, 1974. 2 p. I28.136:973/advance.]
- 5614-5.30: Vermiculite, 1973**  
[July 22, 1974. 4 p. I28.137:973/advance.]
- 5614-5.31: Zirconium and Hafnium, 1973**  
[Oct. 22, 1974. 4 p. I28.23/2:973/advance.]
- 5614-6**  
★ **MINERAL INDUSTRY SURVEYS: Annual Advance Summaries by States**  
† For individual bibliographic data, see below. ASI/MF I28.94:(CT)/(date).  
Annual advance summaries of quantity and value of minerals produced in each State, Puerto Rico, Virgin Islands, Panama Canal Zone, and Pacific Island Possessions. All 1973 summaries issued through Dec. 31, 1974, are listed below.  
Contents: reports for most States consist of 1 page narrative summary and 1 table with data for each commodity, for year reported and for previous year.  
More detailed annual data are published later in the *Minerals Yearbook*, Vol. 2: "State Commodity Statistics." *Yearbook* data are issued first in preprints (for 1972 preprints, see this Supplement, 5604-16), and later in the bound volume (for description of 1971 edition, see ASI 1974 Annual, 5604-1).
- REPORTS:**  
[Each report is titled "Mineral Industry of (State) in (Year)".]
- 5614-6.3: Arizona, 1973**  
[Sept. 3, 1974. 2 p.]
- 5614-6.4: Arkansas, 1973**  
[Sept. 5, 1974. 2 p.]
- 5614-6.5: California, 1973**  
[Oct. 9, 1973. 2 p.]
- 5614-6.11: Georgia, 1973**  
[Oct. 15, 1974. 8 p.]
- 5614-6.12: Hawaii, 1973**  
[Aug. 19, 1974. 2 p.]
- 5614-6.13: Idaho, 1973**  
[Sept. 18, 1974. 2 p.]
- 5614-6.14: Illinois, 1973**  
[Sept. 9, 1974. 2 p.]
- 5614-6.15: Indiana, 1973**  
[Aug. 20, 1974. 2 p.]
- 5614-6.16: Iowa, 1973**
- [Oct. 18, 1974. 2 p.]
- 5614-6.17: Kansas, 1973**  
[Sept. 4, 1974. 2 p.]
- 5614-6.18: Kentucky, 1973**  
[Oct. 14, 1974. 2 p.]
- 5614-6.20: Maine, 1973**  
[Sept. 30, 1974. 2 p.]
- 5614-6.23: Michigan, 1973**  
[Sept. 4, 1974. 2 p.]
- 5614-6.24: Minnesota, 1973**  
[Sept. 30, 1974. 2 p.]
- 5614-6.25: Mississippi, 1973**  
[Dec. 5, 1974. 2 p.]
- 5614-6.26: Missouri, 1973**  
[Oct. 18, 1974. 2 p.]
- 5614-6.27: Montana, 1973**  
[Sept. 11, 1974. 2 p.]
- 5614-6.29: Nevada, 1973**  
[No. 1, 1974. 2 p.]
- 5614-6.31: New Jersey, 1973**  
[Aug. 6, 1974. 2 p.]
- 5614-6.32: New Mexico, 1973**  
[Oct. 18, 1974. 2 p.]
- 5614-6.33: New York, 1973**  
[Aug. 23, 1974. 2 p.]
- 5614-6.35: North Dakota, 1973**  
[Aug. 5, 1974. 2 p.]
- 5614-6.38: Oregon, 1973**  
[Dec. 26, 1974. 2 p.]
- 5614-6.39: Pennsylvania, 1973**  
[Sept. 19, 1973. 2 p.]
- 5614-6.40: Rhode Island, 1973**  
[Sept. 30, 1974. 2 p.]
- 5614-6.42: South Dakota, 1973**  
[Sept. 11, 1974. 2 p.]
- 5614-6.43: Tennessee, 1973**  
[Sept. 11, 1974. 2 p.]
- 5614-6.45: Utah, 1973**  
[Aug. 29, 1974. 2 p.]
- 5614-6.46: Vermont, 1973**  
[Sept. 30, 1974. 2 p.]
- 5614-6.47: Virginia, 1973**  
[Sept. 12, 1974. 2 p.]
- 5614-6.49: West Virginia, 1973**  
[Oct. 2, 1974. 2 p.]
- 5614-6.50: Wisconsin, 1973**  
[Sept. 4, 1974. 2 p.]
- 5614-6.51: Wyoming, 1973**  
[2 p.]

5614-6.52: Puerto Rico, Panama Canal Zone, Virgin Islands, and Pacific Island Possessions, 1973  
[Oct. 23, 1974. 2 p.]

---

**5616**  
**BUREAU OF MINES:**  
**MINERAL INDUSTRY**  
**SURVEYS**

---

**Publications**  
**in Series**

---

**5616-1**      **MINERAL INDUSTRY SURVEYS: Petroleum Products Surveys**  
●Item 642-A.  
† Mines Bureau, 4800 Forbes Ave., Pittsburgh, Pa. 15213. For individual bibliographic data, see below. ASI/MF 128.18/3:(nos.)

Information report series on annual laboratory analyses of diesel, aviation, and burner fuel oil properties, and semiannual motor gasoline analysis, carried out by the American Petroleum Institute and the Mines Bureau.

General report format:

- a. Narrative summary and explanation of testing methods and data.
- b. 6-12 tables presenting data on gravity, sulfur, lead, distillation, vapor pressure, and selected other properties, by type and grade of fuel and testing location; including summary comparisons to previous year.

Listed below is report issued Nov. 1974. For listing of previous reports, see ASI 1974 Annual and Supplements 6 and 7 under this number.

**5616-1.3: Diesel Fuel Oils, 1974**  
[Annual. Nov. 1974. 29+4 p. PPS 87.]

---

**5618**  
**BUREAU OF MINES:**  
**MINERAL INDUSTRY**  
**SURVEYS**

---

**Special and**  
**Irregular Publications**

---

**5618-1**      **MINERAL INDUSTRY SURVEYS: Crude-Oil and Refined-Products Pipeline Mileage in the U.S., Jan. 1, 1974**  
Triennial. Dec. 13, 1974.  
8 p. † ASI/MF 128.45/2:974.

Triennial report on mileage, size, and fill of petroleum pipelines in the U.S. as of Jan. 1974. Data are derived from pipeline company reports and the ICC.

Contents: brief narrative summary, and 8 tables presenting mileage by selected years, 1926-74; by type and size of pipeline; by State, 1971 and 1974; and pipeline fill by State and type of line, 1971 and 1974.

**5666**  
**GEOLOGICAL SURVEY**  
**Publications**  
**in Series**

**5666-6** INDEX TO WATER-QUALITY  
 ★ DATA Available from the  
 U.S. Geological Survey in  
 Machine Readable Form to  
 Dec. 31, 1972  
 † For individual bibliographic  
 data, see below. ASI/MF

Series of 4 regional reports listing the types of data available in machine-readable form from water quality stations operated by the Geological Survey through Dec. 31, 1972. Parameters covered include various physical and chemical characteristics of surface and ground water, such as dissolved matter, oxygenation, sedimentation, and pesticides.

Each regional report contains:

- a. Introductory material on presentation and availability of data; list of States, including Puerto Rico, in each region; and table grouping several hundred detailed water quality parameter codes into 21 categories used in report. (9 p.)
- b. Station listings, arranged in downstream order, within each State. Each listing contains station name, location, and identification; and shows number of samples taken for each parameter category during each water year (Oct.-Sept.) in the station's period of record.
- c. Appendix identifying the detailed water quality parameter codes. (36 p.)

Bibliographic data for each regional report are listed below. For description of related series on data files containing daily water measurements, see 5666-7 below.

**5666-6.1: Northeastern Region**  
 [GS WRI 21-73. June 1973. iii + 876 p.]

**5666-6.2: Southeastern Region**  
 [GS WRI 22-73. June 1973. iii + 757 p.]

**5666-6.3: Central Region**  
 [GS WRI 23-73. June 1973. iii + 954 p.]

**5666-6.4: Western Region**  
 [GS WRI 24-73. June 1973. iii + 516 p.]

**5666-7** INDEX TO U.S. GEOLOGICAL  
 ★ SURVEY COMPUTER FILES  
 Containing Daily Values for  
 Water Parameters to Sept.  
 30, 1971  
 † For individual bibliographic  
 data, see below. ASI/MF

Series of 4 regional reports listing the types of data available on computer files from stations at which the Geological Survey collects water samples continuously, or at least daily. Parameters covered include streamflow, reservoir levels, temperature, conductance, sediment, and other physical and chemical characteristics.

Each regional report contains:

- a. Introductory material on presentation and availability of data; list of States, including

Puerto Rico, in each region; and table showing codes used for the water parameters and for the frequency of mode of daily measurements.

- b. Station listing, arranged in downstream order, within each State. Listings give station name, location, and identification, and show: period of record, its daily and yearly completeness, and minimum and maximum values for the period, for each parameter measured daily at the station.

Bibliographic data for each regional report are listed below. For description of related series providing directory to all stations with machine-readable data files containing water quality measurements, see 5666-6 above.

**5666-7.1: Northeastern Region**  
 [GS WRI 25-73. June 1973. iii + 354 p.]

**5666-7.2: Southeastern Region**  
 [GS WRI 26-73. June 1973. 206 p.]

**5666-7.3: Central Region**  
 [GS WRI 27-73. June 1973. iii + 442 p.]

**5666-7.4: Western Region**  
 [GS WRI 28-73. June 1973. iii + 387 p.]

**5668**  
**GEOLOGICAL SURVEY**  
**Special and**  
**Irregular Publications**

**5668-15** FLOODS FROM SMALL  
 ★ DRAINAGE AREAS IN  
 CALIFORNIA: A Compilation  
 of Peak Data Oct. 1958 to  
 Sept. 1973  
 Dec. 12, 1973. xii + 261 p. †  
 ASI/MF

By Arvi O. Waananen. Compilation of 1958-73 annual peak discharges at 332 gaging stations on small watersheds in California, and of flood hydrographs and precipitation data at 66 selected stations whose watersheds had significant flows in the period.

These basic data were obtained for use in a study of flood frequency for small California streams. Results of this study will be presented in a forthcoming companion report *Magnitude and Frequency of Floods from Small Drainage Areas in California*.

Contents: introduction (p. 1-6); gaging station records with descriptive, tabular, and graphic data described below (p. 7-223); and 4 supplemental tables (p. 224-256) with summary data on stations' monthly, annual, and storm precipitation; and index to station numbers (p. 257-260).

Gaging station records present the following data, with annual data in terms of water years (Oct.-Sept.):

- a. Descriptive information on the station: name, location, drainage area, type of gage, period of record. Provided for each station.
- b. Annual maximum discharge for period of record, 1958-73: date, gage height, and volume. Shown for each station.
- c. Discharge and precipitation hydrographs of peak flow periods; monthly and annual precipitation, 1972-73. Shown for the 66 selected stations.

This is the 14th and final report in an annual series which was designed to build the 1958-73 data base for this study.

---

**5824**  
**BUREAU OF RECLAMATION**  
**Annuals and Biennials**


---

**5824-2 PLS LISTING: POWER FACILITIES OPERATED BY THE BUREAU OF RECLAMATION**

Annual. July 1974. 120 p.  
 † ASI/MF 127.2:P87/6/974.

Annual descriptive tabulation of electric power plants, transmission lines, substations, and other power facilities operated by the Bureau of Reclamation. Data are presented separately for facilities operated by the Corps of Engineers for which power sales are handled by the Bureau.

Contents: descriptive tables, summarized below, arranged by type of facility.

**TABLES:**

[Summary table for each type of facility is followed by data for individual projects, organized by power supply regions. Data are as of July 1, 1974, unless otherwise noted.]

**5824-2.1: Generation, Powerplants, and Pumping Plants**

- a.* 2 summary tables presenting power plant capacities and generation, FY70-74; and number and capacities by region and project. (p. 1-2)
- b.* Hydroelectric plants, by region and project, including capacity, generator voltage, water for rated output, and selected other data. (p. 4-14)
- c.* Large pumping plants, by region and project, including date of initial operation, pump and motor characteristics. (p. 15-17)

**5824-2.2: Transmission Lines and Cables**

- a.* Pull-out map of transmission lines, including names and installed capacities of power facilities in service and under construction by State. (p. 18)
- b.* Summary table of transmission line mileages by regions, projects, and voltages. (p. 19; graph, FY36-74, p. 20)
- c.* Individual project lines and cables in 7 regions, presenting voltage, supporting structure material, and circuit miles, with map for each region. (p. 21-70)

**5824-2.3:**

- a.* Summary table of substation number and capacities, by region and project. (p. 71; graph, FY36-74, p. 72)
- b.* Individual switchyards and substations by region and project, presenting transformer data. (p. 73-103)

**5824-2.4: Reactive and Voltage Control Facilities**

- a.* Summary table of capacities; and individual unit capacities by component and project. (p. 104-107)
- b.* Substation grounding transformers, by region and project, selected characteristics. (p. 108)

**5824-2.5: Voice Communication Facilities**

- a.* U.S. and 7 power region maps showing voice communication channels used for power operations. (p. 110-117)
- b.* Microwave, VHF and UHF mobile radio systems, by region and project, number, frequency, emission type. (p. 118-120)

---

## Department of Justice

---

### 6224 FEDERAL BUREAU OF INVESTIGATION Annuals and Biennials

**6224-1**     **FBI ANNUAL REPORT, 1974**  
Annual. 1974. 28 p.  
●Item 721-A. † ASI/MF  
J1.14/1:974.

Annual report describing FY74 activities of the FBI, with numerous text statistics and charts usually showing trends for FY70-74.

Contents: 6 chapters reviewing:

- a. Criminal investigations, with 2 charts and one table showing numbers of convictions, sentence lengths, amount of fines imposed, savings, recoveries, and numbers of fugitives located, by FBI activity classifications. (p. 2-10)
- b. Accounting and fraud matters, with one chart on number of convictions; and internal security activities and investigations. (p. 11-17)
- c. Cooperative services, with 5 charts on laboratory examinations, police training, FBI National Academy, and the types of records stored in the National Crime Information Center computer. (p. 18-23)
- d. Applicant and employee investigations. (p. 24-25)
- e. Personnel and administration with 1 chart on the length of service of FBI personnel. (p. 26-28)

### 6244 BUREAU OF PRISONS Annuals and Biennials

**6244-2**     **BUREAU OF PRISONS  
ANNUAL REPORT, 1973**  
Annual. 1974. 27 p. †  
ASI/MF J16.1:973.

Annual report of the Federal Bureau of Prisons. Provides a narrative account of personnel and training activities, educational and vocational programs, health services, community programs, legal services, facilities development, research and evaluation, and regionalization. Includes 2 charts showing trends in admissions and releases and distribution of inmates by offense category; and map of Federal Correctional System.

### 6264 IMMIGRATION AND NATURALIZATION SERVICE Annuals and Biennials

**6264-1**     **IMMIGRANTS ADMITTED  
AS PROFESSIONAL,  
TECHNICAL AND KINDRED  
WORKERS, FY74**  
Annual. 27 p. var. paging. †  
ASI/MF

Annual tabulation of immigrants admitted as professional, technical and kindred workers, by country or region of last permanent residence and occupation for FY74.

Report consists of 1 table breaking down occupations by each country, with countries grouped under Europe, Asia, Africa, Oceania, North America, South America, West Indies, and Central America. Occupations are broken down into 85 detailed categories.

For description of FY73 report, see ASI 1974 Supplement 10 under this number.

### 6286 DRUG ENFORCEMENT ADMINISTRATION Publications in Series

**6286-2**     **DRUG ABUSE WARNING  
NETWORK (DAWN)  
REPORTS**  
† For individual bibliographic  
data, see below. ASI/MF

Series of reports on the prevalence of drug abuse and characteristics of drug users, as reported by hospital in-patient units, emergency rooms, medical examiners or coroners, and crisis intervention centers. Reporting units, in selected SMSA's and other cities throughout the U.S., comprise the DEA-supported Drug Abuse Warning Network (DAWN).

DAWN program is contracted on a year-to-year basis. To date, DEA has issued 2 reports analyzing data collected Sept. 1972-Apr. 1973 and May 1973-Mar. 1974; it has also issued a summary report on the 1973-74 program. Individual reports are described below. A third year analysis covering Apr. 1974-Mar. 1975 has been planned.

#### REPORTS:

**6286-2.1: Project DAWN**  
[1974. 23 p.]

Summary of purposes, data collection procedures, analysis techniques, and findings of 1973-74 DAWN 2 program. Includes 10 tables

showing reporting facilities, by type and SMSA, and episodes reported, by drug name and facility type.

#### **6286-2.2: DAWN 1 Analysis**

[Nov. 1973. x+137 p. RTP TR 10. J24.14:10.  
●Item 968-D. MC 07645(74).]

Report on DAWN first year program. Report is described in ASI 1974 Supplement 6, 6286-1.10.

#### **6286-2.3: DAWN 2 Analysis**

[1974. xviii+292 p. RTP TR 10.]

Second report on DAWN program, covering May 1973-Mar. 1974 and utilizing modified and expanded data collection procedures.

Data were collected and analyzed separately for the following groups:

- a. Facilities in 29 SMSA's (24 from first year program).
- b. All emergency rooms in 20 SMSA's, 40 in 3 additional large SMSA's, and all medical examiners in the 23 SMSA's.
- c. Approximately 200 medical examiners and 200 emergency rooms randomly selected from cities outside the 23 SMSA's.

Contents: introduction on DAWN facilities, collection procedures with facsimiles of report forms, and analysis techniques (p. i-xviii; 1-6); and detailed analysis with numerous charts and tables and narrative commentary as follows:

- a. Motivation for abuse (psychic effects, dependence, suicide, etc.), by age, race, and sex for 8 drugs. (p. 7-43)
- b. Demographic distribution (age, race, and sex) of reported drug users for 17 drugs. (p. 44-94)
- c. Combination use of drugs reported, and use of heroin alone, nationwide and selected SMSA's. (p. 95-100)
- d. Patterns of drug abuse in selected SMSA's: Boston, Houston, and Phoenix. Data show reported drug use by age, race, and sex of users, by month, for 25 drugs; includes comparisons to national figures. (p. 101-149)
- e. Nationwide drug abuse: rates per 100,000, by month for major drugs, calculated from reports of emergency rooms and medical examiners in 23 SMSA's and outside SMSA's. (p. 150-164)
- f. New product appearance report: drugs reported from DAWN for first time in significant quantities. (p. 165-176)
- g. Nationwide and SMSA totals for 40 drugs. (p. 177-229)
- h. Major drug classes: sources; causes of death; dose forms; and age, race, and sex of reported users. (p. 230-281)
- i. Summary. (p. 282-292)

---

## Department of Labor

---

---

### 6402 MANPOWER ADMINISTRATION Current Periodicals

---

**6402-4 UNEMPLOYMENT  
INSURANCE CLAIMS**  
Weekly. Approx. 10 p.  
●Item 761-B. † ASI/MF  
L1.62:(v.nos.&nos.)  
2708(74).

Weekly report on unemployment insurance claims, based on data provided by State agencies.

Contents:

- a. Narrative discussion, with comparisons to previous week and previous year, on initial claims and insured unemployment for Federal and State programs, and benefit exhaustions for State programs.
- b. 2 charts and 4 tables; a 5th table is added the first week of each month. Tables are listed below.

This abstract replaces that in ASI 1974 Annual under this number and reflects change in table presentation.

**TABLES:**

**WEEKLY**

[1] Comparative summary of current activities [data is listed for past 9 weeks and for comparable 9 weeks of previous year].

[2] Initial claims filed during week ended and insured unemployment for previous week [including change from previous week and year-earlier; listed by State, D.C., and Puerto Rico].

[3] Extended benefit claims for week ended [including change from previous week; listed by State, D.C., and Puerto Rico].

[4] Unemployment insurance program [all programs State programs, insured unemployment, and as percent of covered employment; initial claims and exhaustions; and benefits paid; monthly for year to date].

**MONTHLY**

[5] Total insured unemployment in 150 major areas for week including the 12th of the month [for past 2 months and 1 month a year ago].

---

### 6404 MANPOWER ADMINISTRATION Annuals and Biennials

---

**6404-6 INDEX TO PUBLICATIONS  
OF THE MANPOWER  
ADMINISTRATION: Jan.  
1969 Through June 1974**  
Annual. 1974. v+43 p.  
●Item 744-A. † ASI/MF  
L1.34:M31/4/969-74.

Annual cumulative index listing about 950 publications, reports, and articles issued by the Manpower Administration from Jan. 1969 through June 1974 under 57 subject headings. Includes some availability and cost information and a separate list of periodical titles.

A supplement to the annual index will be issued to cover the period July-Dec. 1974.



## Department of Labor

**6464**  
**LABOR-MANAGEMENT**  
**SERVICES ADMINISTRATION**  
**Annuals and Biennials**

- 6464-2 COMPLIANCE, ENFORCEMENT AND REPORTING IN 1973, Under the Labor-Management Reporting and Disclosure Act**  
 Annual. 1974. iii+106 p.  
 ●Item 762-D-3. GPO \$1.75.  
 ASI/MF S/N 2900-00211.  
 L1.51:973.

Annual report reviewing activities during FY73 under the Labor-Management Reporting and Disclosure Act (LMRDA), which requires reporting and public disclosure of financial and administrative practices of labor unions. Data are derived from information reports and copies of constitutions and bylaws of unions submitted by the unions to LMSA.

## Contents:

- a. Introduction. (p. 1)
- b. Analysis of compliance and enforcement, reports and disclosure, Section 18 of Executive Order 11491, technical assistance, and private actions, with 8 supplementary tables, listed below. (p. 2-38)
- c. Appendices, listing civil and criminal actions under LMRDA, and private litigation. (p. 39-103)

## TABLES:

1. LMRDA civil suits filed by or against the Secretary of Labor, by fiscal year and type [FY60-73]. (p. 2)
2. LMSA union election activity, FY73. (p. 3)
3. LMRDA criminal actions, by fiscal year [1960-73]. (p. 12)
4. LMRDA reports received, by fiscal year and type [FY60-73]. (p. 18)
5. Fidelity experience totals of surety companies reporting to the Dept of Labor for 1966-72. (p. 19)
6. Losses reported by surety companies under LMRDA and WPPDA (Welfare and Pension Plans Disclosure Act), 1966-72. (p. 21)
7. Reports received from Federal labor organizations, by fiscal year and type [FY71-73]. (p. 24)
8. Executive Order 11491, Section 18, investigations: cases opened, closed, and pending, FY73. (p. 25)

**6722**  
**BUREAU OF LABOR**  
**STATISTICS:**  
**GENERAL**  
**Current Periodicals**

- 6722-1 MONTHLY LABOR REVIEW**  
 ★ Monthly. Approx. 120 p.  
 ●Item 770.  
 GPO or BLS regional offices:  
 \$16.25 per yr.; single copy  
 \$1.40. ASI/MF  
 L2.6:(v.nos.&nos.)  
 2316(74). 15-26485.

Monthly journal providing information and statistics on current labor developments. For further description of contents, regularly appearing features and tables, and monthly articles, see ASI 1974 Annual and Supplements, under this number.

Substantial revisions and additions to the monthly tables were made beginning with the Oct. 1974 issue. For further description, see ASI 1974 Supplement 10 under this number.

## ARTICLES:

## DECEMBER 1974

**6722-1.374: Measuring Union-Nonunion Earnings Differences**

By Paul M. Ryscavage (p. 3-9). Analysis of union and nonunion usual hourly earnings differences by occupation, region, education, age, race, and sex, from May 1973 Current Population Survey. Includes 5 tables.

**6722-1.375: New Measures of Wage Rate Change**

By Victor J. Sheifer (p. 10-15). Report on new BLS wage rate series, covering particularly rate adjustments from escalator clauses and effective negotiated settlement changes on a quarterly or annual basis. Includes 3 tables and brief technical explanation of BLS data processing system.

**6722-1.376: 1972-73 Consumer Expenditure Survey**

By Michael D. Carlson (p. 16-23). Report on the design, collection method, and purposes of the 1972-73 Consumer Expenditure Survey, including its use for revised weights and pricing samples in the Consumer Price Index of 1977. Includes 2 sample questionnaire pages.

**6722-1.377: Bargaining in 1975: Oil, Maritime, Postal Talks Top Light Agenda**

By Lena W. Bolton (p. 24-33). Report on expected bargaining issues in 4 industries scheduled for contract negotiations in 1975; petroleum refining, maritime, West Coast longshoring, and the Postal Service. Includes 3 tables on 1975 bargaining activities and present industry wage adjustment provisions.

**6722-1.378: Has the Potential Output of the U.S. Economy Been Misstated?**

By Edward F. Denison (p. 34-42). Analysis of the implications of alternative estimates of actual and potential national income and GNP 1947-69, comparing Council of Economic Advisers estimates to those of the author. Includes 2 charts and 2 tables.

**6722-1.379: Anatomy of Price Change: Prices in the Third Quarter of 1974**

By Toshiko Nakayama and Paul Monson (p. 43-46). Analysis of 3d quarter price increases reflected in consumer and wholesale price indexes and other measures. Includes discussion of higher labor, materials, and other costs. 3 tables.

**6722-1.380: Work Experience of the Population, 1973**

By Anne M. Young (p. 49-53). Report on Mar. 1974 annual survey of employment and unemployment of the civilian population during 1973. Includes 4 tables on population work experience by age, sex, and race, 1971-73.

Detailed survey results will be published as a Special Labor Forces Report. For description of Mar. 1973 survey, see ASI 1974 Supplement 5, 6746-1.162.

**6722-1.381: Job Tenure of Workers, Jan. 1973**

By Howard Hayghe (p. 53-56). Report on a Jan. 1973 survey of job tenure by age, sex, educational attainment, race, industry, and length of employment in the past decade. Includes 6 tables.

Report updates the most recent job tenure survey made in 1968. Will be published as a Special Labor Forces Report.

6724

**BUREAU OF LABOR  
STATISTICS:  
GENERAL**
**Annuals and Biennials**

**6724-3**     **DIRECTORY OF NATIONAL  
UNIONS AND EMPLOYEE  
ASSOCIATIONS, 1973**  
Biennial. 1974. vi+156 p.  
●Item 768.  
GPO, price not given.  
ASI/MF

Biennial directory and factbook on structure and membership of national and international labor unions and professional and State employee assns. Data are based on a 1973 BLS mail survey of all AFL-CIO affiliates, unaffiliated unions which are interstate in scope, and professional and State employee assns engaged in collective bargaining or representational activities. 212 organizations are included.

Contents are divided into following main sections:

Part I. Structure of labor movement of U.S., concentrating on AFL-CIO; includes 1 chart. (p. 1-5)

Part II. List of unions and assns covered, giving addresses, names of major officers, number of members, and locals of each union. (p. 6-59)

Part III. Summary of significant labor movement developments, 1971-73; includes 1 table on reported reasons for changes of union presidents. (p. 60-65)

Part IV and V. Review of findings of survey of unions and assns, covering membership by occupation, industry, and State; women members, union size, affiliations, and activities; with 28 tables and 2 charts in text. (p. 66-97)

App. A-B. Supplementary information showing changes in listings since the 1971 directory; facsimilies of survey questionnaires. (p. 98-107)

App. C-K. 9 detailed tables, listed below, based on survey responses. (p. 108-131)

App. L-M. Lists of U.S. unions affiliated with international trade secretariats; and abbreviations. (p. 132-139)

Indexes of unions and officers. (p. 140-156)

The last previous edition of the *Directory* was published in 1971. Supplementary listings of changes in unions and personnel are issued at irregular intervals in order to keep the *Directory* up to date.

**DETAILED TABLES:**

[Data are for 1972, unless otherwise noted.]

**MEMBERSHIP CHARACTERISTICS**

C-1. Members and local unions outside the U.S. included in membership reports submitted by national unions and employee assns. (p. 108)

D-1. National unions and employee assns reporting 100,000 members or more, selected years, 1960-72. (p. 111)

E-1. Approximate number of women members reported by national unions and employee assns. (p. 113)

F-1. Number of women officers, officials, or governing body members in unions, employee assns, and AFL-CIO State organizations. (p. 115)

G-1. Approximate number of white collar members by occupation reported by national unions. (p. 120)

H-1. Employee assn members by occupation. (p. 124)

I-1. Major unions and employee assns, proportion of members in industry groups. (p. 125)

**ELECTION METHODS**

J-1. Methods of electing national union and employee assn officers. (p. 128)

**STRIKE BENEFITS**

K-1. Strike benefit plan characteristics, as reported by national unions. (p. 130)

6742

**BUREAU OF LABOR  
STATISTICS:  
MANPOWER AND  
EMPLOYMENT**
**Current Periodicals**

**6742-2**     **EMPLOYMENT AND  
EARNINGS**

Monthly. Approx. 140 p.  
●Item 768-B.

GPO or BLS Regional Offices:  
\$37.20 per yr.; single copy

\$3.10 ASI/MF

L2.41/2:(v.nos.&nos.)

1905(74).

L56-102.

Monthly report presenting current statistics on U.S. employment status, unemployment, hours and earnings, labor turnover and unemployment insurance. For further description of format and tables, see ASI 1974 Annual under this number.

Job vacancies, previously included as tables E.1-E.5, appeared for the last time in the Mar. 1974 issue.

The Oct. 1974 issue begins quarterly coverage of employment status for persons of Spanish origin (table A.56), and for metropolitan and non-metropolitan poverty and nonpoverty areas (tables A.59-A.61) by sex, age, and race.

The Dec. 1974 issue includes a new monthly table, diffusion indexes of change in employment on nonagricultural payrolls (table B-7); establishment data adjusted to Mar. 1973 benchmarks and shown by month, 1968-Aug. 1974, including seasonal adjustment factors (p. 132-153); and detailed hours and earnings data for selected industries, previously withheld because of processing errors (p. 154-159).

**6742-4**     **STATE AND LOCAL  
GOVERNMENT  
EMPLOYMENT AND  
PAYROLLS**

Monthly. Approx 1 p. †

ASI/MF L2.41/4:(date).

2610(74).

Monthly release presenting estimates of State and local government employment and payrolls for the 2 months ending 1 month prior to cover date. Data are prepared by BLS from monthly reports submitted by a sample of government units.

Contents: 1 table showing total State and local government employment and payrolls. Breakdowns are by State government, State education, other State; local government, local education, and other local.

BLS revises these estimates periodically on the basis of later surveys and censuses of State and local governments. The Dec. 1974 issue contains data for June 1971-Aug. 1974 adjusted to reflect Oct. 1973 benchmarks for employment and Oct. 1972 benchmarks for payrolls.

Current employment estimates are published monthly in *Employment and Earnings* (see ASI 1974 Annual, 6742-2). Payroll series are presented monthly only in this release.

**6746  
BUREAU OF LABOR  
STATISTICS:  
MANPOWER AND  
EMPLOYMENT**

**Publications  
in Series**

**6746-1 SPECIAL LABOR FORCE  
★ REPORTS**

† For individual bibliographic data, see below.  
Spec. Labor Force Rpt. (nos.)  
ASI/MF L2.98:(nos.)

Continuing series of selected articles on results of special surveys and analytical work in the labor force field, reprinted from the *Monthly Labor Review* (MLR) with explanatory notes and supplementary tables added. Date given is that of MLR issue in which the article first appeared.

For further description of series and reports, see ASI 1974 Annual and Supplements, under this number.

**6746-1.168: Employment of High School Graduates and Dropouts, Oct. 1973**

[Rpt. 168. Sept. 1974. 48-52+A20 p.]

By Kopp Michelotti. Report on employment status and college enrollment of 1973 high school graduates and dropouts, by sex, race, major occupation, and industry group. Includes 3 text tables, and 14 detailed tables providing additional breakdowns by hours worked, college level attained, reasons for and duration of unemployment, annual income of families, and employment status by educational attainment. Based on Oct. 1973 Current Population Survey data.

Updates Special Labor Force Report 155 (see ASI 1974 Annual, 6746-1.155).

**6746-4 OCCUPATIONAL  
★ EMPLOYMENT: Industry  
Characteristics Surveys**

●Item 768-G.  
† For individual bibliographic data, see below. ASI/MF  
L2.71:430/(nos.)

Series of reports on employment in manufacturing by occupation, covering more than 100 SIC 3- and 4-digit level industries surveyed in 1971.

Data are derived from employer surveys by the BLS Current Employment Statistics Program and cooperating State agencies, collected as part of the Federal-State cooperative program funded by the Manpower Administration. Data are intended to assist in measuring employment trends and changes in industry occupational composition; planning manpower requirements and training; aiding the work of the public employment service; and industry management and research needs.

General format of the reports: narrative summary of industry characteristics; estimated industry employment of the 10 occupations with the largest number of workers; 2 summary tables, listed below; and an explanation of survey methods and sampling error.

Recently issued individual industry reports are listed below; for listing of earlier reports, see ASI 1974 Supplements 6-11 under this number.

**TABLES:**

1. Total employment and production worker employment, 1960-72.
2. Estimated employment, relative standard error, and percent of establishments reporting selected occupations [by occupation], month of survey, 1971.

**REPORTS:**

**6746-4.1: Industrial Chemicals Industry, June 1971**

[BLS Rpt. 430-1. Mar. 1974. 10 p.]

**6746-4.3: Special Industry Machinery, Except Metalworking Machinery, June 1971**

[BLS Rpt. 430-3. Apr. 1974. 9 p.]

**6746-4.6: Railroad Equipment Industry, June 1971**

[BLS Rpt. 430-6. Apr. 1974. 10 p.]

**6746-4.11: General Industrial Machinery Industry, June 1971**

[BLS Rpt. 430-11. Nov. 1974. 10 p.]

**6746-4.14: Sugar Industry, June 1971**

[BLS Rpt. 430-14. Nov. 1974. 9 p.]

**6746-4.15: Farm Machinery and Equipment Industry, June 1971**

[BLS Rpt. 430-15. Nov. 1974. 10 p.]

**6746-4.27: Electric Lighting and Wiring Equipment Industry, June 1971**

[BLS Rpt. 430-27. Oct. 1974. 10 p.]

**6746-4.29: Petroleum Refining Industry, May 1971**

[BLS Rpt. 430-29. Nov. 1974. 10 p.]

**6746-4.30: Service Industry Machines Industry, June 1971**

[BLS Rpt. 430-30. Oct. 1974. 10 p.]

**6746-4.31: Electrical Industrial Apparatus Industry, June 1971**

[BLS Rpt. 430-31. Nov. 1974. 11 p.]

**6746-4.39: Concrete, Gypsum, and Plaster Products Industry, Apr. 1971**

[BLS Rpt. 430-39. Sept. 1974. 10 p.]

**6746-4.47: Iron and Steel Foundries Industry, Apr. 1971**

[BLS Rpt. 430-47. Nov. 1974. 10 p.]

**6746-4.49: Paperboard Containers and Boxes Industry, Apr. 1971**

[BLS Rpt. 430-49. Nov. 1974. 10 p.]

**6746-4.51: Aircraft and Parts Industry, June 1971**

[BLS Rpt. 430-51. Nov. 1974. 11 p.]

**6746-4.58: Partitions and Fixtures Industry, June 1971**

[BLS Rpt. 430-58. Nov. 1974. 10 p.]

**6746-4.61: Agricultural Chemicals Industry, Apr. 1971**

[BLS Rpt. 430-61. Nov. 1974. 10 p.]

**6746-4.66: Office Furniture Industry, June 1971**

[BLS Rpt. 430-66. Oct. 1974. 10 p.]

**6746-4.70: Miscellaneous Fabricated Textile Products Industry, May 1971**

[BLS Rpt. 430-70. Nov. 1974. 9 p.]

**6746-4.71: Pressed or Blown Glass and Glassware Industry, May 1971**

[BLS Rpt. 430-71. Sept. 1974. 10 p.]

**6746-4.73: Gloves and Mittens, Industrial Belting, and Other Selected Leather Goods Industry, June 1971**

[BLS Rpt. 430-73. Nov. 1974. 9 p.]

**6746-4.76: Coating, Engraving, and Allied Services Industry, June 1971**

[BLS Rpt. 430-76. Sept. 1974. 10 p.]

**6746-4.77: Fabricated Structural Metal Products Industry, June 1971**

[BLS Rpt. 430-77. Nov. 1974. 10 p.]

**6746-4.78: Nonferrous Smelting and Refining Industries, Apr. 1971**

[BLS Rpt. 430-78. Nov. 1974. 11 p.]

**6746-4.79: Leather Tanning and Finishing Industry**

[BLS Rpt. 430-79. Dec. 1974. 10 p.]

**6746-4.81: Petroleum and Coal Products, Except Petroleum Refining Industry, May 1971**

[BLS Rpt. 430-81. Nov. 1974. 9 p.]

**6746-4.86: Pens, Pencils, Office and Art Supplies Industry, June 1971**

[BLS Rpt. 430-86. Nov. 1974. 10 p.]

**6746-4.87: Bakery Products Industry, May 1971**

[BLS Rpt. 430-87. Oct. 1974. 9 p.]

**6746-4.88: Watches, Clocks, and Watchcases Industry, June 1971**

[BLS Rpt. 430-88. Nov. 1974. 9 p.]

**6746-4.90: Mechanical Measuring and Control Devices Industry, June 1971**

[BLS Rpt. 430-90. Nov. 1974. 10 p.]

**6746-4.91: Beverage Industries, May 1971**

[BLS Rpt. 430-91. Nov. 1974. 10 p.]

**6746-4.93: Toys and Sporting Goods Industry, June 1971**

[BLS Rpt. 430-93. Nov. 1974. 10 p.]

**6746-4.94: Communication Equipment Industry, June 1971**

[BLS Rpt. 430-94. Nov. 1974. 10 p.]

**6746-4.96: Canning and Preserving Industry, June 1971**

[BLS Rpt. 430-96. Nov. 1974. 10 p.]

**6746-4.98: Knitting Mills Industry, Apr. 1971**

[BLS Rpt. 430-98. Oct. 1974. 11 p.]

**6746-4.99: Floor Covering Mills Industry, Apr. 1971**

[BLS Rpt. 430-99. Nov. 1974. 10 p.]

**6746-4.100: Miscellaneous Textile Goods Industry, Apr. 1971**

[BLS Rpt. 430-100. Nov. 1974. 11 p.]

**6746-4.101: Yarn and Thread Mills Industry, Apr. 1971**

[BLS Rpt. 430-101. Nov. 1974. 10 p.]

**6746-4.102: Weaving Mills (Cotton) Industry, Apr. 1971**

[BLS Rpt. 430-102. Nov. 1974. 11 p.]

**6746-4.103: Weaving and Finishing Mills (Wool) Industry, June 1971**

[BLS Rpt. 430-103. Nov. 1974. 10 p.]

**6746-4.105: Musical Instruments and Miscellaneous Manufactures Industries, June 1971**

[BLS Rpt. 430-105. Nov. 1974. 10 p.]

**6746-4.106: Weaving Mills (Synthetics and Silk) Industry, Apr. 1971**

[BLS Rpt. 430-106. Nov. 1974. 11 p.]

**6746-4.107: Ophthalmic Goods Industry, June 1971**

[BLS Rpt. 430-107. Nov. 1974. 9 p.]

**6746-4.108: Narrow Fabric Mills Industry, Apr. 1971**

[BLS Rpt. 430-108. Nov. 1974. 10 p.]

**6746-4.109: Textile Finishing, Except Wool Industry, Apr. 1971**

[BLS Rpt. 430-109. Nov. 1974. 10 p.]

**6746-4.110: Costume Jewelry and Notions Industry, June 1971**

[BLS Rpt. 430-110. Nov. 1974. 10 p.]

**6746-4.111: Dairy Products Industry, May 1971**

[BLS Rpt. 430-111. Nov. 1974. 10 p.]

**6746-4.112: Cutlery, Hand Tools, and Hardware Industry, June 1971**

[BLS Rpt. 430-112. Nov. 1974. 10 p.]

**6746-4.113: Nonrubber Footwear Industry, May 1971**

[BLS Rpt. 430-113. Nov. 1974. 10 p.]

## 6748 BUREAU OF LABOR STATISTICS: MANPOWER AND EMPLOYMENT

### Special and Irregular Publications

#### 6748-24 COMPUTER MANPOWER ★ OUTLOOK

1974. iv+60 p.  
BLS Bull. 1826. ●Item 768.  
GPO or BLS regional offices  
\$1.20. ASI/MF L2.3:1826.

Survey of employment, education, and training characteristics of major computer occupations, with projections to 1980 on manpower and training requirements. Findings are based on field visits in 1971 to selected computer user sites, published reports, and interviews with government and industry experts.

Contents:

- a. Introduction and highlights; includes 1 chart. (p. 1-5)
- b. Employment and training in computer occupations, 1970-71; presents data on distribution of computers and employment in computer occupations, by industry and State; educational levels of persons in computer occupations; and computer related degrees conferred, 1970-71; with 1 chart and 7 text tables. (p. 6-14)
- c. Technological factors affecting projected manpower requirements; includes 1 table on current and planned major hardware at sites surveyed. (p. 15-21)
- d. Projected manpower requirements by major industry division; with 3 tables. (p. 22-28)
- e. 7 appendices including details on survey methodology, list of census titles for computer occupations, glossary of computer terms, and 2 detailed tables, listed below. (p. 29-60)

#### TABLES:

- C-1. Employment in selected computer occupations by detailed industry, 1970 and 1980. (p. 34-42)
- [2] Employment distribution of computer occupations by State, 1970. (p. 43)

#### 6748-26 OCCUPATIONAL AND ★ MANPOWER TRAINING NEEDS: Information for Vocational Counseling and Planning for Occupational Training

1974. vi+109 p.  
BLS Bull. 1824. ●Item 768.  
GPO or BLS regional offices  
\$1.80. ASI/MF L2.3:1824.

Report presenting projections to 1985 of manpower requirements and supply, together with suggested ways of using manpower information to plan education, training, and vocational guidance.

Contents:

- a. Uses of occupational projections and training data for planning and counseling, with 1 illustrative table comparing U.S. and Georgia average job outlooks for selected occupations 1973-80. (p. 1-6)
- b. Future occupational requirements in selected fields and factors affecting growth, with 2 charts and 4 tables. (p. 7-14)
- c. Available training for occupations, including school and Federal manpower programs, and numbers of persons in training to June 30, 1973, with 4 tables. (p. 15-24)
- d. Outlook for college graduates, projected supply and requirements, with 3 tables; summaries for each of 240 occupations showing: job requirements; 1972 employment; openings projected through 1985; and, where available, 1970-71 data on persons completing training. (p. 25-76)
- e. Appendices including a discussion of methodology and assumptions used in the requirements projections, and 7 detailed tables, listed below. (p. 77-109)

Report updates a similar 1971 publication (see ASI 1974 Annual, 6744-3).

Other BLS publications dealing with 1985 projections of occupational manpower requirements include *Occupational Outlook Handbook*, Bull. 1785 (see ASI 1974 Supplement 4, 6744-1); and *The U.S. Economy in 1985*, Bull. 1809 (see Supplement 7, 6728-4). A third publication, *The Structure of the U.S. Economy in 1980 and 1985*, Bull. 1831, is in process.

#### TABLES:

- B-1. Estimated 1972 employment, projected 1985 requirements, and average annual openings, 1972-85 by occupation. (p. 79)
- C-1. Known training in occupations which generally require less than a college degree and for which projections of manpower requirements have been prepared. [By occupation, for jr. college graduates, MDTA enrollments, vocational education completions, and apprenticeship completions; 1970-72 data]. (p. 88)
- C-2. Degrees from institutions of higher education by field of study and level, U.S., 1970-71. (p. 95)
- C-3. First professional degrees conferred by institutions of higher education, 1970-71. (p. 101)
- C-4. Apprentice completions in selected trades, 1960-72. (p. 102)
- C-5. Associate degrees and other formal awards below the baccalaureate [by curriculum], 1967-68 to 1970-71. (p. 103)
- C-6. Enlisted strength in DOD occupational groups, Dec. 31, 1972. (p. 105)

**6784**  
**BUREAU OF LABOR**  
**STATISTICS:**  
**WAGES AND INDUSTRIAL**  
**RELATIONS**  
**Annuals and Biennials**

- 8. Relative salary levels. (p. 30)
- 9. Average standard weekly hours. (p. 31)

**6785**  
**BUREAU OF LABOR**  
**STATISTICS:**  
**WAGES AND INDUSTRIAL**  
**RELATIONS**  
**Area Wage Surveys**

**6784-2 NATIONAL SURVEY OF PROFESSIONAL, ADMINISTRATIVE, TECHNICAL, AND CLERICAL PAY, Mar. 1974.**  
 Annual. 1974. v+69 p.  
 BLS Bull. 1837. ●Item 768.  
 GPO or BLS regional offices  
 \$1.40. ASI/MF L2.3:1837.

Annual report of salary survey of selected professional, administrative, technical, and clerical occupations in private industry. Based on data from nationwide sampling, reflecting an average reference period of Mar. 1974, in a broad spectrum of industries throughout the U.S., except Alaska and Hawaii. Report covers 20 occupations and 84 work levels, 1-8 in each occupation.

**Contents:**

- a. Summary with 3 tables, listed below, and 4 charts. (p. 1-12)
- b. 9 tables, listed below. (p. 13-31)
- c. Appendices, including survey scope; 1974 survey changes; occupational definitions; and 1 table comparing average annual salaries in private industry, Mar. 1974, with corresponding Federal salary rates. (p. 32-69)

Publication is 15th in annual series. With 1972 edition, reference period was changed from June to Mar.

**TABLES:**

**SUMMARY TABLES**

- 1. Percent increases in average salaries, 1961-74, by occupation and group. (p. 2)
- 2. Percent increases in average salaries, 1961-74, by work level category. (p. 3)
- 3. Distribution of work levels by degree of salary dispersion [14 occupational categories]. (p. 10)

**AVERAGE SALARIES:**

[Tables show monthly and annual mean, median, and 1st and 3d quartile salaries, by occupation and level.]

- 1. U.S. (p. 13)
- 2. Metropolitan areas. (p. 15)
- 3. Establishments employing 2,500 workers or more [monthly salaries only]. (p. 17)

**EMPLOYMENT DISTRIBUTION BY SALARY:**

- 4. Professional and administrative occupations [9 occupations]. (p. 19)
- 5. Technical support occupations keypunch supervisors. (p. 25)
- 6. Clerical occupations [8 occupations]. (p. 27)

**OCCUPATION BY INDUSTRY DIVISION:**

[Tables show data for 20 occupations, and 6 types of industry.]

- 7. Employment distribution. (p. 29)

**6785-2 AREA WAGE SURVEYS**  
 Annual. 1974-75. BLS Bull. 1775- (nos.)/[Supp.(nos.)]  
 BLS Bull. 1795-(nos.)  
 ●Item 768.  
 GPO; for individual bibliographic data, see below. Supplements are issued from regional offices at no charge.  
 ASI/MF L2.3:1795-(nos.); L2.3:1775- (nos.)/[Supp.(nos.)]

Series of reports on surveys conducted by BLS covering weekly occupational earnings and related benefits in selected SMSA's. A complete survey for each area, including both earnings and establishment practices, is conducted every 3 years for a varying number of areas. 94 areas were surveyed July 1973-June 1974, and 79 areas July 1974-June 1975. Earnings data are revised annually and published as supplements to the full survey.

For further description of series and regularly appearing tables, see ASI 1974 Supplement 1, under this number. For listing of previous reports, see all previous ASI 1974 Supplements. Reports published in the 1971-72 and 1972-73 surveys are described in ASI 1974 Annual, under this number.

A similar but less detailed survey covering hourly earnings and selected benefits in additional SMSA's is also conducted. For description see ASI 1974 Supplement 1, 6785-3; and for listing of surveys in this series, see this and all previous 1974 Supplements except 4 and 10.

The following lists most recently issued reports by area, date of survey, number, date of publication, page numbers, and GPO price, where available. Reports including the section on establishment practices and supplementary wage provisions are identified by an (S).

**6785-2.21: Bull. 1775 Supplement 1, July 1973-June 1974**

[Supplement 1 to bulletins in series 1775 present earnings data collected in July 1973-June 1974 surveys of 94 areas.]

Spokane, Wash. June 1974. [Supp. 1 to 1775-95. Nov. 1974. 11 p.]

**6785-3 AREA WAGE SURVEYS, 1974-75**

Annual. † For individual bibliographic data, see below.  
 ASI/MF

Series of reports on surveys conducted by BLS covering hourly earnings and supplementary benefits for selected plant and office occupations in a varying number of SMSA's. 64 areas were surveyed July 1973-June 1974, and 105 areas July 1974-June 1975.

For further description of series and regularly appearing tables, see ASI 1974 Supplement 1 un-

der this number. For listing of other reports in the 1973-74 series, see all previous ASI 1974 Supplements except 4 and 10. Description of reports published in 1971-72 and 1972-73 can be found in the ASI 1974 Annual under this number.

A similar but more detailed survey covering weekly earnings and benefits in additional SMSA's is also conducted (for description see ASI 1974 Supplement 1, under 6785-2; and for listing of surveys published in this series see this and all previous 1974 Supplements, 6785-2).

Listed below are the most recently issued reports.

### 6785-3.8: Bibliographic Data

[All reports are entitled "Area Wage Survey." The following lists reports by area surveyed, date of survey, and number of pages. Reports with 3 pages cover earnings only. 6-page reports also cover supplementary benefits.]

Almogordo-Las Cruces, N.Mex. July 1974. [Nov. 1974. 3 p.]

Champaign-Urbana, Ill. July 1974. [Nov. 1974. 3 p.]

Gadsden and Anniston, Ala. July 1974. [Nov. 1974. 3 p.]

Goldsboro, N.C. July 1974. [Nov. 1974. 3 p.]

Las Vegas, Nev. July 1974. [Nov. 1974. 3 p.]  
New Bern-Jacksonville, N.C. Aug. 1974. [Nov. 1974. 3 p.]

Reno, Nev. Jan. 1974. [May 1974. 6 p.]

Selma, Ala. July 1974. [Nov. 1974. 3 p.]

Tacoma, Wash. Apr. 1974. [Nov. 1974. 6 p.]

Waco and Killeen-Temple, Tex. July 1974. [Oct. 1974. 3 p.]

### 6785-5 OCCUPATIONAL EARNINGS AND WAGE TRENDS IN METROPOLITAN AREAS, 1973-74. Part 2

Annual. Part 2: Nov. 1974. 10 p. † ASI/MF L2.86:973-74/pt.2.

Annual summary report on results of a series of area wage surveys conducted in 93 SMSA's in 1973-74. Report is published in 3 parts, each part covering differing periods for approximately one third of the SMSA's surveyed. A similar series of surveys is also conducted annually for 63 additional areas (see ASI 1974 Annual and Supplements, 6785-6).

Each part presents data for selected occupations common to a variety of industries within 6 major industry divisions: manufacturing, public utilities, wholesale trade, retail trade, finance, and services.

Contents: brief narrative followed by 4 tables, listed below.

Part 2, issued in Nov. 1974, covers 31 areas surveyed from Nov. 1973-Apr. 1974. Part 1, issued in May 1974 covers 31 areas surveyed from July to Dec. 1973 (see ASI 1974 Supplement 6 under this number). Data for the remaining 31 areas will be presented in a subsequent release.

Separate reports with additional detail are issued annually for each of the 93 SMSA's surveyed. For description of reports published to date, see ASI 1974 Annual and Supplements, 6785-2.

For summaries of 1972-73 surveys, see ASI 1974 Annual and Supplement 3 under this number.

### TABLES:

1. Average earnings for selected office occupations studied in 6 broad industry divisions in 31 areas, Nov. 1973-Apr. 1974. (p. 2)
2. Average earnings for selected professional and technical occupations in 6 broad industry divisions in 31 areas, Nov. 1973-Apr. 1974. (p. 5)
3. Average earnings for selected maintenance, powerplant, custodial, and material movement occupations in 6 broad industry divisions in 31 areas, Nov. 1973-Apr. 1974. (p. 7)
4. Percent increases in average earnings for selected occupational groups in 31 areas. (p. 10)

### 6785-6 OCCUPATIONAL EARNINGS IN SELECTED AREAS, 1973-74

Annual.  
Part 1: May 1974; Part 2: June 1974; Part 3: Dec. 1974. 4 p.  
† ASI/MF

Annual summary report on results of a series of special area wage surveys conducted in 64 SMSA's surveyed in 1973-74. Report is published in 3 parts, each part covering approximately 1/3 of the SMSA's surveyed. The areas surveyed in this series are in addition to those covered in the regular series of 94 SMSA's (see ASI 1974 Supplement 6, 6785-5).

The special area surveys are similar in purpose to the regular surveys, but more limited in coverage of industrial establishments and practices and in the number of jobs surveyed. Earnings information is presented for selected office clerical and plant (maintenance, custodial, and material movement) occupations common to a variety of manufacturing and nonmanufacturing industries.

Contents: brief explanation followed by 1 table showing average straight time hourly earnings for 22 occupations studied in selected manufacturing and nonmanufacturing industry divisions.

Part 1, issued in May 1974 (ASI 1974 Supplement 7-9), covers 22 areas surveyed between July and Oct. 1973. Part 2, issued in June 1974 (ASI 1974 Supplement 7-9), covers 21 areas surveyed between Sept. 1973 and Jan. 1974. Part 3, issued in Dec. 1974, covers 21 areas surveyed between July 1973-June 1974.

Separate reports with additional statistical detail are issued annually for each of the areas surveyed. For description of these reports published in 1971 to date, see ASI 1974 Annual and Supplements, 6785-2.

## 6787 BUREAU OF LABOR STATISTICS: WAGES AND INDUSTRIAL RELATIONS

### Industrial Wage Surveys

### 6787-7 WAGE CHRONOLOGIES

●Item 768.  
GPO and BLS regional sales offices; for individual bibliographic data, see below.  
ASI/MF L2.3:(nos.)

Continuing series of reports presenting chronological histories of wage scale and related compensation changes resulting from collective bargaining agreements between individual and/or groups of employers and unions, wage determinations, and unilateral decisions of employers. For further description of series, and previously published reports, see ASI 1974 Annual and Supplements, under this number.

Supplementary reports providing data on current wage scales and benefits are also issued under the same BLS report or bulletin number as the original report.

### 6787-7.22: Pacific Longshore Workers, Aug. 1969-July 1975

[BLS Bull. 1568, Supp. 1974. 20 p.]

Includes brief summary of contract negotiations and the following tables:

1. General wage changes [effective dates Jan. 1970-June 1974]. (p. 6)
2. Basic hourly rates for selected occupations in all ports, Dec. 1971-June 1974. (p. 8)
3. Supplementary compensation practices [12 provisions, effective dates July 1969-July 1974]. (p. 9)

This bulletin supplements BLS Bull. 1568, described in ASI 1974 Annual under this number.

## 6946 BUREAU OF LABOR STATISTICS: REGIONAL OFFICE 4, ATLANTA

### Publications in Series

### 6946-1 SOUTHEAST REGIONAL REPORTS

★ † For individual bibliographic data, see below. ASI/MF

Continuing series of reports on local socioeconomic conditions, issued by the BLS Southeast Regional Office. For further description of series and reports previously published, see ASI Annual and Supplements under this number.

### 6946-1.26: Municipal Government Wage Surveys: Miami, Fla., May 1973

[Rpt. 26. Nov. 1974. v+34 p.]

Report on survey of occupational earnings, work practices, and supplementary benefits for all municipal government employees in Miami, Fla., except hospital and education employees, May 1973. Includes 1 table showing pay grades, average weekly hours, and monthly earnings for selected occupations.

## Department of State

### 7006 DEPARTMENT OF STATE: GENERAL

Publications  
in Series

**7006-2**      **BACKGROUND NOTES ON**  
★              **THE COUNTRIES OF THE**  
                 **WORLD**  
                 ●Item 862-B.  
                 GPO: \$16.35, all current  
                 Background Notes; \$14.50 per  
                 yr. (approx. 77 updates); single  
                 copy \$0.25. ASI/MF  
                 S1.123:(CT).

Annual series, periodically updated, of foreign country background pamphlets written by officers of the State Dept's geographic bureaus. Each pamphlet presents a country's brief statistical profile and discusses its geography, the salient characteristics of its population, government structure, recent history and current political conditions, economy and foreign trade, and foreign relations.

Contents:

- a. Cover-page statistical profile based on the most recent official data.
- b. Country map.
- c. Narrative discussion with occasional tabular data and travel notes.
- d. List of principal government officials and U.S. Foreign Service officials.
- e. Selected reading list.

State Dept intends to update approximately 77 pamphlets a year.

Listed below are most recently issued reports. For listing of previous reports, see ASI 1974 Annual and Supplements under this number.

**7006-2.16: Bolivia, Republic of**  
[Oct. 1974. 7 p. Pub. 8032.]

**7006-2.28: China, Peoples Republic**  
[Oct. 1974. 11 p. Pub. 7751.]

**7006-2.33: Cuba**  
[Nov. 1974. 8 p. Pub. 8347.]

**7006-2.59: Haiti, Republic of**  
[Aug. 1974. 4 p. Pub. 8287.]

**7006-2.68: Ireland**  
[Oct. 1974. 5 p. Pub. 7974.]

**7006-2.93: Malta**  
[Oct. 1974. 4 p. Pub. 8220.]

**7006-2.96: Mauritius**  
[Oct. 1974. 5 p. Pub. 8023.]

**7006-2.116: Philippines, Republic of the**  
[Sept. 1974. 8 p. Pub. 7750.]

**7006-2.120: Qatar**  
[Oct. 1974. 4 p. Pub. 7906.]

**7006-2.158: Viet-Nam, Republic of**  
[Oct. 1974. 11 p. Pub. 7933.]

### 7146 BUREAU OF INTELLIGENCE AND RESEARCH

Publications  
in Series

**7146-1**      **RESEARCH STUDY: Bureau**  
★              **of Intelligence and Research**  
                 ‡ For individual bibliographic  
                 data, see below. ASI/MF

Continuing series of selected unclassified annual or special research studies prepared by State Dept Bureau of Intelligence and Research analysts on foreign policy related subjects, particularly in the economic and security fields.

Each study consists of an initial statement justifying the study and indicating its scope; a brief abstract; and a narrative discussion often with interspersed charts and appended tabular data.

Recently issued report is described below. For a description of previous reports, see ASI 1974 Annual and Supplements under this number.

**7146-1.11: Trade Patterns of the West, 1973**

[Annual. Nov. 18, 1974. 13+4 p. INR RS-36.]  
Annual report analyzing trade patterns of Western countries with one another; with the Communist countries; with Australia, New Zealand, and Japan; and with the rest of the world. Shows total value and proportion of trade with each partner.

Data are derived from *OECD Trade Statistics Series A*, and from Commerce Dept publications.

Contents: narrative summary and notes (p. 1-5); and an appendix of 4 charts, and the following 8 tables, showing total value of imports and exports, and proportion of total imports and exports; by each country of origin or destination:

- 1-2. Trade of countries of the enlarged EC: values, percentages. (p. 6)
- 3-4. Trade of European NATO countries: values, percentages. (p. 8)
- 5-6. Trade of European OECD countries: values, percentages. (p. 10)
- 7-8. Trade of the U.S., Canada, Australia, New Zealand, Japan, total NATO, and total OECD: values, percentages. (p. 12)

---

**7204**  
**AGENCY FOR**  
**INTERNATIONAL**  
**DEVELOPMENT**  
**Annals and Biennials**

---

**7204-5**     **A.I.D. PROJECTS, FY72, By Country and Field of Activity**  
 Annual. xii+68 p. †  
 ASI/MF

Annual report on individual AID capital and technical assistance projects funded in FY72, tabulated by region and country, and field of activity.

Contents: 12 tables, listed below.

For description of all principal economic assistance activities of AID, see ASI 1974 Annual, 7204-3.

**TABLES:**

[All data are for FY72. Tables 2-10 present project data by field of activity.]

**SUMMARIES**

[1] Summary by region, country, and appropriation category. (p. iii-v)

[2] Summary of selected projects by field of activity and appropriation category. (p. vi-xii)

**REGIONAL LISTS OF DOLLAR-FINANCED PROJECTS**

[3] Near East and South Asia [by individual countries, Central Treaty Organization, and regional summary]. (p. 10)

[4] Latin America [by individual countries, and regional summaries]. (p. 11-33)

[5-6] East Asia and Vietnam. (p. 34-42)

[7] Africa [by individual countries, and regional summaries]. (p. 43-63)

[8] Europe [Yugoslavia by project]. (p. 64)

[9] Non-regional [by project]. (p. 65)

**SPECIAL PROGRAMS**

[10] American schools and hospitals abroad, totals [by institution]. (p. 66)

[11] Malaria eradication, totals [by country]. (p. 67)

**SECTOR LOANS**

[12] Total sector loans [by country and sector]. (p. 68)

---

**7206**  
**AGENCY FOR**  
**INTERNATIONAL**  
**DEVELOPMENT**  
**Publications**  
**in Series**

---

**7206-1**     **ECONOMIC GROWTH TRENDS**

† For individual bibliographic data, see below. ASI/MF

Series of 4 regional summary reports presenting selected economic and social statistics on developing countries in Africa, East Asia, Latin America, the Near East and South Asia.

Contents of each regional report consist of selected economic trend charts; and tables, showing data for 1955-73 or 1960-73, by region and country, covering:

- a. Summary of basic economic and population data.
- b. GNP characteristics and production indexes.
- c. Electric power production.
- d. Consumer price indexes, 1960-74 (not including Africa).
- e. Foreign trade and investment, including trade with U.S.
- f. Student enrollment and teacher staff.

Latest reports are listed below; for previously issued 1974 reports, see ASI 1974 Supplement 10 under this number. (For listing of full 1973 series, see ASI 1974 Annual under this number). More detailed country data are included in the *AID Economic Data Books* (see ASI 1974 Annual, 7206-2).

**7206-1.1: Africa**

[Oct. 1974. 52 p. S18.37:Af8/960-74.]

**7206-1.3: Latin America**

[Sept. 1974. 39 p. S18.37:L34/960-74.]



## Department of Transportation

**7304**
**DEPARTMENT OF  
TRANSPORTATION:  
GENERAL**
**Annuals and Biennials**

**7304-1 SEVENTH ANNUAL REPORT.  
DOT, FY74**  
Annual. 1974. xix+188 p.  
●Item 982-C. GPO \$2.10.  
ASI/MF S/N 5000-00087.  
TD1.1:973.

Seventh annual report of the Dept of Transportation presenting data on the administrative, funding, and accident reporting activities of the separate DOT agencies during FY73.

**Contents:**

- a. Narrative highlights. (p. xvii-xix)
- b. Narrative discussion covering legislation, safety programs, transportation security, environmental issues, energy problems, formulation of national transportation policy, R&D, domestic and international program developments, emergency preparedness, and administration. (p. 1-143)
- c. 32 statistical tables, listed below. (p. 144-185)

**TABLES:**
**7304-1.1: Aircraft**
**AIRCRAFT ACCIDENTS**

[Tables show total and fatal accidents; passenger, crew, and other fatalities; measures of traffic volume; and accident and fatality rates; data are shown annually 1962-72.]

1. U.S. certificated route air carrier accidents and fatalities, scheduled domestic and international passenger service. (p. 144)
2. U.S. supplemental air carrier accidents and fatalities, all operations. (p. 145)
3. U.S. general aviation accidents and fatalities. (p. 146)

**AIRCRAFT MODELS AND AIRMAN  
CERTIFICATES**

4. Aircraft models certificated in FY73. (p. 147)
5. Active airman certificates held [pilot and non-pilot, by type]; Dec. 31, 1963-72. (p. 149)

**7304-1.2: Railroads**
**ACCIDENTS AND CASUALTIES**

6. Railroad accidents [by type] and resulting casualties [and injuries, by type of person]: 1970-72. (p. 150)
7. Serious accidents [by type] investigated under the Accident Reports Act (45 U.S.C. 38-43), FY69-73. (p. 150)

8. Railroad-motor vehicle accidents [and casualties]: 1970-72. (p. 151)

9. Accidents and casualties caused by failure of locomotives: FY68-73. (p. 152)

10. Accidents and casualties caused by failure of locomotives, [analysis of part or appurtenance which caused failure]: FY73. (p. 153)

**INSPECTIONS**

[Data show number of inspections and defects.]

11. Reports and inspections of locomotives: FY69-73. (p. 153)

12. Freight cars, passenger cars, and locomotives inspected: 1964-73. (p. 154)

13. Inspections of safety appliances [on freight cars, passenger cars, and locomotives]: FY69-73. (p. 155)

**EXCESS SERVICE**

14. Instances of excess service performed by railroad employees [by type] covered by the Hours of Service Act [for individual railroads]: FY73. (p. 156)

15-16. Causes of excess service, FY69-73. (p. 158-159)

17. Applications concerning block signals, and rules, standards, and instructions; and inspections of block signals: FY73. (p. 160)

18. Causes of false proceed failures reported by carriers [by individual railroad]: FY73. (p. 161)

**7304-1.3: Aircraft Hijacking Attempts**

19. U.S. hijacking attempts, FY73. (p. 163)
20. Worldwide hijacking attempts, 1930-73. (p. 164)

**7304-1.4: Relocation Expenditures and  
Residential Displacements**

[All data are shown by State.]

21. Summary of relocation expenditures [number, amount, and average amount of claims, by legal authority]: FY73. (p. 165)

22. Relocation project information [residential acquired units by value]: FY73. (p. 167)

23-26. Relocation moving cost payments for farms, businesses, non-profit organizations, and residential units: FY73. (p. 169-176)

27. Residential displacements, people displaced [by minority status]: FY73. (p. 177)

**7304-1.5: Financial Statements and Merchant  
Marine Safety Activities**

28. FAA statement of financial resources by appropriation: FY72-73. (p. 179)

29. Coast Guard financial statement: FY73. (p. 180)

30. National Highway Traffic Safety Administration, summary of authorization and appropriations: FY67-73. (p. 182)

31. Summary of merchant marine safety activities [materiel safety activities, inspected vessels, marine personnel activities, and casualties]: FY71-73. (p. 183)

32. Dept of Transportation, statement of assets, liabilities, and equity, as of June 30, 1973. (p. 184)

**7308**
**DEPARTMENT OF  
TRANSPORTATION:  
GENERAL**
**Special and  
Irregular Publications**

**7308-32 ESTIMATED FEDERAL  
★ EXPENDITURES ON  
DOMESTIC  
TRANSPORTATION,  
CAPITAL IMPROVEMENT  
AND OPERATING  
PROGRAMS: By State,  
FY57-71**  
Apr. 1974.  
xvi+196 p. var. paging. †  
ASI/MF

Report presenting estimates of Federal transportation program expenditures, for States, by SMSA-nonSMSA areas, annually for 1957-71. Data are derived from published and unpublished expenditures data of Federal agencies covered.

Contents: summary, with 3 tables (p. i-xiv); description of programs covered and method of tabulating data for each, with 3 summary tables (p. 1-39); and 52 detailed attachment tables (156 p.), 1 for each State, in alphabetical order, D.C., and U.S. total.

Each table is repeated for SMSA, non-SMSA, and total areas of each State. Tables show total, per capita, and percent of U.S. total expenditures, annually 1957-71, for the following Federal programs:

- a. Highways: Interstate system; Federal-aid primary and secondary systems, and urban extensions; miscellaneous Federal-aid.
- b. Air: Federal Aid to Airports, and Airport Development and Airway Programs; CAB air carrier subsidy program; National Airspace System (U.S. total only).
- c. Mass Transit: Urban Mass Transportation Administration.
- d. Water: Coast Guard civil and domestic programs; Corps of Engineers domestic waterway capital improvements and operating programs.

**7404**
**COAST GUARD  
Annuals and Biennials**

**7404-3 POLLUTING INCIDENTS IN  
AND AROUND U.S.  
WATERS, 1973**  
Annual. 1974. 11 p. †  
ASI/MF

Annual report presenting data from Coast Guard files on discharges of oil, refuse, and other pollutants into the navigable waters and contiguous zones of the U.S., 1973.

Includes 7 tables (p. 3-11) showing the number of incidents, gallon volume, and percent of total discharges, by:

- a. Coastal area, type of location, and type of material (14 types). (p. 3-5)
- b. Source: type of vessel, type of non-transportation related facility, land vehicles, pipelines, marine facilities, and unknown. (p. 6)
- c. Incident cause (19 types) and month. (p. 7-8)

In addition, 1 detailed table (p. 9-11) cross tabulates the number and size of polluting incidents by detailed source and cause.

## 7504 FEDERAL AVIATION ADMINISTRATION Annuals and Biennials

### 7504-5 FIFTH ANNUAL REPORT OF OPERATIONS UNDER THE AIRPORT AND AIRWAY DEVELOPMENT ACT Annual. 1974. 121 p. ●Item 177-B. † ASI/MF TD4.22/2:974.

Annual report to Congress on DOT FY74 activities under authority granted by the Airport and Airway Development Act of 1970 (P.L. 91-258). Includes narrative discussion of activities and allocation of Federal funds for airport planning programs and the Airport Development Aid Program (p. 1-12), and 7 appendices, described below:

Appendices A-B. Projects approved and Federal funds allocated under Planning Grant Program, by State, summary and by location and name of airport, showing type of study, FY74. (p. 13-43)

Appendix C. Distribution of funds for general aviation development, by State, including special funds for territories, FY74. (p. 4-46)

Appendix D. Number and amount of grant agreements under the Airport Development Aid Program, by State, FY74. (p. 47-49)

Appendix E. Projects under Airport Grant-in-Aid Program, location and name of airport, Federal funds allocated, and brief description of work, by State, FY74. (p. 50-117)

Appendices F-G. Funds obligated for air carrier and general aviation airport development, by State, FY74. (p. 118-121)

### 7504-6 AVIATION FORECASTS, FY75-86 Annual. Sept. 1974. ii+45 p. † ASI/MF TD4.2:Av5/975-86.

Annual report presenting forecasts of indicators of aviation activity and FAA workload, annually FY70-81, with some long-range predictions. Includes data on traffic, flight time, number and production of aircraft, fuel consumed, airport activity, use of instrument landing techniques, and number of pilots. Most data items contain breakdowns for air carriers, general aviation, and military.

Contents:

- a. Narrative introduction, summary of data, and notes on methodology, with 2 summary tables. (p. 1-18)
- b. 18 tables, listed below, with forecasts to 1981. (p. 19-36)
- c. 1 table presenting long-term forecasts for FY85-86 for nearly all items covered in report, under 2 varying assumptions of economic growth. (p. 37-38)
- d. Appendix with technical description of demand forecasting econometric model used. (p. 39-45)

#### TABLES:

[Types of aircraft are: fixed wing, by type and number of engines; and rotorcraft. IFR means instrument flight rules. Data are for FY70-81 unless otherwise noted.]

#### 7504-6.1: Aircraft, Flight Time, Traffic, and Fuel

1. U.S. certificated route air carrier scheduled passenger traffic [enplanements and passenger miles for domestic and international operations]. (p. 19)
2. Total aircraft in the service of U.S. air carriers [by type of aircraft]: 1974-81. (p. 20)
3. Total airborne hours, U.S. air carriers [by type of aircraft]: FY74-81. (p. 21)
4. Total statute miles, U.S. air carriers [by type of aircraft]: FY74-81. (p. 22)
5. Estimated active general aviation aircraft by type of aircraft. (p. 23)
6. Estimated active general aviation aircraft by FAA region. (p. 24)
7. Estimated hours flown in general aviation by type of aircraft. (p. 25)
8. Estimated fuel [jet fuel and aviation gas] consumed by U.S. domestic civil aviation [air carrier and general aviation]. (p. 26)
9. Civil aircraft production in the U.S. [air carrier and general aviation]. (p. 27)
10. Civil aircraft engine production in the U.S. [turbojet, turboprop, and piston]. (p. 28)

#### 7504-6.2: Operations, Instrument Landings, and Pilots

11. Total itinerant and local aircraft operations at airports with FAA traffic control services. (p. 29)
12. Itinerant aircraft operations at airports with FAA traffic control service [air carrier, air taxi, general aviation, and military]. (p. 30)
13. Local aircraft operations at airports with FAA traffic control service [general aviation and military]. (p. 31)
14. Instrument operations at airports with FAA traffic control service [general aviation, air taxi, air carriers, and military]. (p. 32)
15. IFR aircraft handled, IFR departures, and overs by user category [air carrier, air taxi, general aviation, and military], FAA air route traffic control centers. (p. 33)
16. Total flight services, pilot briefs, and flight plans originated, FAA flight service stations and combined station/towers. (p. 34)
17. Aircraft contacted [IFR-DVFR, VFR, air carrier, air taxi, general aviation, and military], FAA flight service stations and combined station/towers. (p. 35)
18. Active pilots by type of certificate [student, private, commercial, airline transport, helicopter, glider, instrument rated]. (p. 36)

## 7552 FEDERAL HIGHWAY ADMINISTRATION Current Periodicals

### 7552-9 REPORT ON THE STATUS OF SAFETY FUNDS ★ Monthly. Approx. 6 p. † ASI/MF

Monthly report on the status of Federal highway safety funds appropriated for the current fiscal year, as of the end of the month. Contains 4 tables described below.

Report was initiated with issue covering Sept. 1974.

#### TABLES:

[All data are cumulative for fiscal year through month of coverage.]

- [1] Status [total apportionment, total obligated, and obligational goals] of Title II safety funds.
- [2] Status of Title II safety funds [obligated for 6 statutory safety programs, by State].
- [3-4] Federal aid highway fund obligations [authorized not underway, underway, or completed] for interstate safety work and for non-interstate safety work, [by State, and for Puerto Rico, American Samoa, Guam, and the Virgin Islands].

**7554  
FEDERAL HIGHWAY  
ADMINISTRATION  
Annuals and Biennials**

occupational categories, apprentices, and trainees. Includes dollar value of projects in each region.

**7554-4 ANALYSIS OF ACCIDENT REPORTS INVOLVING FIRE, 1972**  
Annual. Nov. 1974. 16 p.  
† ASI/MF TD2.312/2:972.

Report on the 692 commercial motor vehicle accidents involving fire, which occurred during 1972. Data are extracted from all accident reports submitted to the Bureau of Motor Carrier Safety during the year.

Contains introduction and 19 tables (p. 1-16), each with a brief narrative summary, presenting the following data for trucks and buses:

- a. Fatalities, injuries, and property damage.
- b. Month of accident.
- c. Type of accident.
- d. Method of extinguishing fire, location and cause of fire.
- e. Mechanical defects.
- f. Year of manufacture.
- g. Commodity (trucks).

All truck accidents are also shown by whether vehicles were moving or stopped.

**7554-17 TRAFFIC SPEED TRENDS, 1974**  
Annual. June 25, 1974.  
3+4 p. HHP-13. †  
ASI/MF

Annual report presenting traffic speed trend data for passenger cars, trucks, and buses on main rural roads and interstate highways in 37 States, 1973.

Contents: narrative and statistical highlights; 3 detailed tables; and 2 charts.

Tables show 1973 average vehicle speeds, and percent of vehicles exceeding specified speeds; on all main rural roads and completed portions of the rural Interstate System, by State and region; on all roads by type of highway; and on selected freeways and turnpikes. Charts show 1942-73 speed data by region and vehicle type.

Data are primarily derived from observations made during the spring and summer of 1973 and therefore do not reflect the impact of the fall 1973 "energy crisis." For description of a report with more current data on traffic speed trends, see this Supplement, 7768-5.

**7554-19 STATISTICAL SUMMARY OF EMPLOYMENT DATA FOR ALL FEDERAL-AID HIGHWAY PROJECTS, Compiled as of July 31, 1974 (Includes Minority Breakdown)**  
Annual. 1974. 1 p. †  
ASI/MF TD2.2:Em7/974.

Annual table showing total and minority group employment (numbers and percentages) for all Federal-Aid Highway projects, as of July 31, 1974. All data are shown for 10 regions; and 15

**7556  
FEDERAL HIGHWAY  
ADMINISTRATION  
Publications  
in Series**

**7556-2 HIGHWAY STATISTICS:  
Prereleased Tables**  
★  
† For individual bibliographic data, see below. ASI/MF

Series of tables on motor vehicle and motor carrier registrations, motor fuel consumption; State receipts from fuel taxes, registrations, and other fees; and expenditures for highways. Tables are issued irregularly in press release form prior to their inclusion in the annual FHA report, *Highway Statistics* (see ASI 1974 Supplement 6, 7554-1).

Nearly all data, compiled mainly from reports of State agencies and other sources, are shown for each of 50 States and D.C. Individual tables, covering 1973, and issued Dec. 1974 are described below. For description of previous releases, see ASI 1974 Supplement 7 and 10 under this number.

Annual estimates of vehicle registrations and motor fuel use for the current year are also published (see ASI 1974 Supplement 7, 7554-12, and Supplement 10, 7554-13, respectively).

**TABLES:**

Most data are shown by State; for FY73, unless otherwise noted.]

**7556-2.17: State Receipts and Disbursements for Highways: Summary, 1973**  
[SF-21. Nov. 12, 1974. 3 p. FHWA 92-74.]

Shows receipts from highway user taxes, tolls, other imposts, Federal and local funds, and bond proceeds; and disbursements for capital outlay by type of highway, and for maintenance and traffic services, administration and police, bond interest, grants-in-aid to local governments, and bond retirement.

**7556-2.18: Total Receipts, Disbursements, and Capital Expenditures for Highways, 1972-75**  
[FHWA 109-74. Dec. 14, 1974. 5 p.]

3 tables, listed below, show actual data for 1972-73, estimates for 1974, and projections for 1975. Units of government shown are Federal (Highway Trust Fund, other Federal Highway Administration funds, other Federal agencies), State agencies, counties and townships, and municipalities. Tables do not contain breakdowns by State.

HF-11. Total receipts for highways, all units of government [imposts on highway users by type, other taxes and fees by type, investment income, total current income, bond issue proceeds, intergovernmental payments by source, funds drawn from or put in reserves, and total funds available].

HF-12. Total disbursements for highways, all units of government [capital outlay by type of highway, maintenance and traffic services by type, administration, police, interest on debt, total current disbursements, and debt retirement].

7556-2.18

HF-21. Estimated capital expenditures for highways [for right-of-way, engineering, and construction], by Federal systems [Federal aid systems, other State roads, other local roads and streets], by expending facilities [State highway depts, State toll facilities, local toll facilities, counties and townships, municipalities, and Federal Government].

---

**7558**  
**FEDERAL HIGHWAY**  
**ADMINISTRATION**  
Special and  
Irregular Publications

---

**7558-15** **ANALYSIS OF THE**  
**★ AMPUTEE-DRIVER WAIVER**  
**PROGRAM**  
June 1974. 4 p. † ASI/MF

Report presenting data on the 1973 accident experience of 72 commercial motor vehicle drivers operating with amputee/physical impairment waivers under Federal Motor Vehicle Carrier Regulations, Section 391.49. Data were derived from carriers employing drivers.

Contains narrative summary and 1 table showing total number of accidents, injuries, property damage per accident, drivers not involved in accidents, and accidents per million miles; cross-classified by type of amputation or physical impairment.

**7558-16** **BIKEWAYS: STATE OF THE**  
**★ ART, 1974**  
July 1974. v+84 p.  
FHWA-RD-74-56.  
NTIS \$5.25, PB 236 998.  
ASI/MF

By Dan Smith, Jr. Narrative report on current practices in planning and designing bike lanes and routes. Includes photographs and diagrams showing design standards for bicycle facilities, bikeway markings, and hazards; references are included. Appendix contains responses to interviews of approximately 350 cyclists, 1973-74.

---

**7764**  
**NATIONAL HIGHWAY**  
**TRAFFIC SAFETY**  
**ADMINISTRATION**  
Annals and Biennials

---

**7764-2** **ANNUAL REPORT TO THE**  
**SECRETARY On Accident**  
**Investigation and Reporting**  
**Activities, 1973**  
Annual. Apr. 1974. ii+36 p.  
† ASI/MF

Fourth annual report, analyzing unresolved issues and relationships between NHTSA and the National Transportation Safety Board (NTSB), including NHTSA responses to NTSB recommendations processed in 1973. Also summarizes NHTSA accident investigation and data analysis activities. Includes 1 table.

---

**7768**  
**NATIONAL HIGHWAY**  
**TRAFFIC SAFETY**  
**ADMINISTRATION**  
Special and  
Irregular Publications

---

**7768-5** **HIGHWAY VEHICLE**  
**★ SPEEDS, 1973-74**  
Nov. 1974. 36+15 p. †  
ASI/MF

Report comparing highway vehicle speeds in 1973 and 1974; and presenting data on State speed limit enforcement activities and levels of compliance with the national 55 m.p.h. speed limit in force from Jan. 1974.

Speed data are from annual surveys conducted in 37 States in 1973 and special 1974 surveys completed in 23 States. Compliance data are from a special survey of State highway depts conducted by the National Highway Safety Administration in fall 1974.

Contents:

- a. Narrative discussion and analysis of findings, with 8 charts and 10 tables showing State data on average speeds and percentage of vehicles exceeding various speeds, 1973-74, by type of vehicle and highway system; and citations given and enforcement activities during 3 months ended Sept. 30, 1973-74. (p. 1-36)
- b. Reprint of Federal Highway Administration annual report *Traffic Speed Trends*, containing 1973 data; for description see this Supplement, 7554-17. (8 p.)
- c. 1 table and brief descriptions of selected State speed limit compliance levels, 1974. (5 p.)
- d. 1 table showing average speeds and percentage of vehicles exceeding various speeds, 23 States, 1974. (last page foldout)

---

**7888**  
**URBAN MASS**  
**TRANSPORTATION**  
**ADMINISTRATION**  
Special and  
Irregular Publications

---

**7888-3** **STATE-OF-THE-ART**  
**★ OVERVIEW:**  
**Demand-Responsive**  
**Transportation**  
1974. viii+54+App51 p. †  
ASI/MF

Report on demand responsive transportation (Dial-a-ride) and characteristics of 80 operating services, primarily in the U.S. and Canada. Data are based on published sources and telephone calls to service managers. Includes description of alternative service patterns; decision-making, planning, and operational considerations in the implementation of demand responsive services; and the future potential for such services.

Contents:

- a. Narrative introduction and analysis, with 12 charts and tables, including data on selected operating characteristics of 24 services, demographic characteristics of 15 U.S. areas with service, average fare levels, major capital costs of services, and most used vehicles types. (p. 1-54)
- b. Appendix A showing, for 80 demand responsive services, date initiated, type of service, population and area served, number of vehicles, ridership, fare, funding source, and special features. (p. A1-A38)
- c. Appendices B-H, with bibliography, directories of various organizations, and glossary. (13 p.)

---

## Department of Treasury

---



---

### 8002 DEPARTMENT OF TREASURY: GENERAL

#### Current Periodicals

---

[Includes publications of the Bureau of Government Financial Operations, formerly the Bureau of Accounts.]

**8002-1 REPORT ON FOREIGN CURRENCIES HELD BY THE U.S. GOVERNMENT, FY74**  
Semiannual. Dec. 6, 1974.  
60 p. † ASI/MF T63.102:C93/(date).

Semiannual report on U.S. restricted and nonrestricted holdings of each foreign currency, June 30, 1974, with emphasis on funds obtained without direct dollar purchase. Includes data showing value of balances measured in units of foreign currencies and dollar equivalents, receipts, transfers, currencies sold for dollars, and exchange rate adjustments.

Data are from civilian and military disbursing offices and cover the period June 30, 1973 to June 30, 1974. Alternate issue of the report covers the 1st half of the fiscal year.

Contents: narrative on data source and scope, and definitions of terms (p. 1-3); and 3 tables, listed below (p. 4-60).

#### TABLES:

1. Analysis of total foreign currencies held by the U.S. Government [countries grouped by excess, near-excess, and non-excess amounts of currency held]. (p. 4)
2. Transactions and balances, including trust fund accounts, by category, agency, and account. (p. 8)
3. Transactions and balances, including trust fund accounts, by country, agency, and account. (p. 13)

For description of report with data on U.S. holdings of foreign currencies purchased with dollars, see ASI 1974 Supplement 6, 8002-3. Data on funds owned and held by foreign governments but controlled by the U.S. through AID are covered in *Inventory of Nonpurchased Foreign Currencies* (see this Supplement, 8002-2).

**8002-2 INVENTORY OF NONPURCHASED FOREIGN CURRENCIES As of June 30, 1974**  
Semiannual. 23 p. no paging.  
† ASI/MF T63.117:(date).

Semiannual report on the balances of U.S. owned foreign currencies obtained without direct dollar purchase, held by 5 executive depts, ACTION, AID, and the Executive Office of the President; and on balances owned and held by foreign governments but controlled by the U.S.

Data were obtained from civilian and military disbursing offices as required by the 1961 Foreign Assistance Act, and represent balances as of June 30, 1974.

Contents: brief narrative summary and 1 table showing balances in U.S. and participating government accounts. Data are shown in units of foreign currency and U.S. dollar equivalents with breakdowns by country and the agency having administrative control.

Publication was originally entitled *Semiannual Consolidated Report of Balances of Foreign Currencies Acquired Without Payment of Dollars*. For detailed data on sources of these currencies and programs for which they are used, see *Report on Foreign Currencies Held by U.S. Government* (see ASI 1974 Supplement 6, 8002-1). For *Statement of Foreign Currencies Purchased with Dollars*, see ASI 1974 Supplement 6, 8002-3.

**8002-4 TREASURY BULLETIN**  
★ Monthly. Approx. 150 p.  
●Item 926-A.  
GPO: \$43.30 per yr.; single copy prices vary. ASI/MF T1.3:(date).  
2685(74). 39-26387.

Monthly report on Federal Government financial operations, including capital movements between U.S. and foreign countries and operations of Government agencies and funds. Includes current and historical data.

Contents:

- a. Brief narrative article, "Treasury Financing Operations".
- b. 97 tables regularly appearing in each monthly issue; and additional tables which appear only in one or two issues.

For a complete listing of the regularly appearing monthly tables, and of previous additional tables, see ASI 1974 Annual and Supplements under this number. Listed below are the additional tables which have been published in the current issue.

#### ADDITIONAL TABLES:

##### 8002-4.312: December 1974

SB-5. U.S. Savings bonds: sales and redemptions by denominations, series E and H combined. (p. 58)

## 8484 BUREAU OF ALCOHOL, TOBACCO AND FIREARMS Annuals and Biennials

**8484-1 ALCOHOL AND TOBACCO  
SUMMARY STATISTICS:  
Distilled Spirits, Wine, Beer,  
Tobacco, Enforcement,  
Taxes, FY73**  
Annual. 1974. iv+75 p.  
ATF P 1323.1(4-74).  
●Item 964-A. † ASI/MF  
T70.9:973.

Annual collection of statistics on distilled spirits, wine, beer, tobacco, and enforcement activities. Compiled from 5 Treasury Department monthly reports (see ASI 1974 Annual, 8486-1). Covers FY73 production, manufacturers' stock depletions, and tax revenues; and includes breakdowns by months and States, and some historical comparisons with annual fiscal year totals from 1880 or 1st year reported.

Data are derived from internal records, and reports of manufacturers, dealers, and warehousemen.

Contents: introduction (p. v); 93 tables, listed below (p. 1-71); and an alphabetical index (p. 73-75).

Reports through FY71 were issued by IRS.

### TABLES:

[Unless otherwise noted, all data are for FY73.]

#### 8484-1.1: Establishments and Permits

[Tables 1-4 show data for permits in effect June 30, 1972, and June 30, 1973; and for permits issued, amended, revoked, or otherwise terminated during that period.]

1. Establishments qualified to engage in the production, distribution, storage, or use of alcohol and alcoholic liquors, and in the manufacture and exportation of cigarettes, cigars and cigarette papers and tubes, by States, as of June 30, 1973. (p. 1)
2. Permits relating to distilled spirits under Chapter 51, Internal Revenue Code. (p. 3)
3. Permits for operations relating to alcoholic beverages, under the Federal Alcohol Administration Act. (p. 3)
4. Permits relating to tobacco, under Chapter 52, Internal Revenue Code. (p. 3)

#### 8484-1.2: Distilled Spirits (Including Alcohol)

##### DISTILLED SPIRITS: UNRECTIFIED

5. Plants, materials, production, withdrawals, losses and stocks, FY72-73. (p. 4)
6. Materials used, other than fruit, by kinds and by months. (p. 6)
7. Materials used, other than fruit, by kinds and by States. (p. 7)
8. Fruit used, by kinds and by months. (p. 8)
9. Fruit used, by kinds and by States. (p. 8)
10. Production by kinds and by months. (p. 9)
11. Production by kinds and by States. (p. 10)
12. Total withdrawals, taxpaid, by kinds and by months. (p. 10)

13. Total withdrawals, taxpaid, by kinds and by States. (p. 11)
14. Bottled-in-bond withdrawals, taxpaid, by kinds and by months. (p. 11)
15. Bottled-in-bond withdrawals, taxpaid, by kinds and by State. (p. 12)
16. Total withdrawals, tax-free, by kinds and by months. (p. 12)
17. Total withdrawals, tax-free, by kinds and by States. (p. 13)
18. Losses in bonded storage at distilled spirits plants, by kinds and by States. (p. 14)
19. Stocks in bonded storage at distilled spirits plants, by kinds and by months. (p. 15)
20. Mingling under authority of Section 5234 (a)(2), I.R.C. (p. 15)
21. Stocks in bonded storage at distilled spirits plants, by kinds and by States. (p. 16)
22. Stocks in bonded storage at distilled spirits plants, by kinds and by years and seasons of production, [1914-73]. (p. 17)
23. Stocks of whisky in bonded storage at distilled spirits plants, by years and seasons of production, and by States. (p. 18)
24. Production, withdrawals, and stocks on hand June 30, and facilities operated, FY34-73. (p. 20)

##### ETHYL ALCOHOL

25. Alcohol and spirits: production 190 or more of proof, by kinds of materials used. (p. 22)

##### IMPORTED ETHYL ALCOHOL

26. Importation, withdrawals, losses and stocks at distilled spirits plants, FY43-73. (p. 23)

##### RECTIFIED SPIRITS AND WINES

27. Materials used and production, FY72-73. (p. 24)
28. Materials used, by kinds, and by months. (p. 24)
29. Materials used, by kinds, and by States. (p. 25)
30. Production, by kinds and by months. (p. 25)
31. Production, by kinds and by States. (p. 26)
32. Materials used, production and facilities operated, FY36-73. (p. 27)

##### DISTILLED SPIRITS BOTTLED FOR CONSUMPTION

33. Bottled for consumption, rectified and unrectified, bottle-in-bond, and total products, FY72-73. (p. 28)
34. Bottled for consumption, FY41-73. (p. 29)
35. Strip stamps used, on containers by sizes, by domestic bottlers and importers, for domestic consumption. (p. 30)

##### DENATURED ALCOHOL

36. Denatured alcohol: production, withdrawals, losses, and stocks, FY72-73. (p. 31)
37. Denatured alcohol: ethyl alcohol used for denaturation, and production, withdrawals, and stocks of denatured alcohol, by months. (p. 32)
38. Denatured alcohol: ethyl alcohol used for denaturation, and production, withdrawals, stocks on hand June 30, and losses by States. (p. 32)

39. Denatured alcohol: withdrawals, by formula. (p. 33)
40. Specially denatured alcohol: operation of bonded dealers, by States. (p. 33)
41. Specially denatured alcohol: operations of users, by States. (p. 34)
42. Denatured alcohol: denaturation, production, withdrawals, receipts, quantities used, stocks and facilities operated, FY34-73. (p. 35)

##### DENATURED RUM

43. Denatured rum: operations at distilled spirits plants and users, FY72-73. (p. 36)
44. Denatured rum: rum used for denaturation, and production, removals, and stocks of denatured rum at distilled spirits plants, by months. (p. 36)
45. Denatured rum: operations of users, by States. (p. 36)

#### 8484-1.3: Beer and Cereal Beverages

46. Beer and cereal beverages: breweries operated, materials, production, removals, losses and stocks, FY72-73. (p. 37)
47. Beer and cereal beverages: materials used, by kinds and by months. (p. 38)
48. Beer and cereal beverages: materials used, by kinds and by States. (p. 38)
49. Beer: production, removals, losses, and stocks, by months. (p. 39)
50. Beer: production, removals, losses, and stocks on hand June 30, by States. (p. 40)
51. Beer: production, removals, losses, and stocks on hand June 30, and breweries operated, FY34-73. (p. 41)
52. Cereal beverages: production, removals, and stocks, by months. (p. 41)
53. Cereal beverages: production, removals, and stocks on hand June 30, by States. (p. 41)

#### 8484-1.4: Wines

##### STILL WINES

54. Bonded wine cellars operated, materials, production, withdrawals, losses and stocks, FY72-73. (p. 42)
55. Materials used, by kinds and by months. (p. 43)
56. Materials used, by kinds and by States. (p. 45)
57. Production including increases after fermentation, by months. (p. 46)
58. Production including increases after fermentation, by States. (p. 46)
59. Withdrawals, by months. (p. 47)
60. Withdrawals, by States. (p. 48)
61. Production, withdrawals, losses, and stocks, by months. (p. 49)
62. Production, withdrawals, losses, and stocks, by States. (p. 50)

##### SPECIAL NATURAL WINES

63. Number of bonded wine cellars, production, withdrawals and stocks, FY72-73. (p. 51)
64. Production, taxable withdrawals, and stocks, by months. (p. 51)
65. Production, taxable withdrawals, and stocks, by States. (p. 52)

**EFFERVESCENT WINES**

- 66. Production, withdrawals, losses, stocks, and number of bonded wine cellars operated, FY72-73. (p. 52)
- 67. Production, withdrawals, losses, and stocks, by months. (p. 53)
- 68. Production, withdrawals, losses, and stocks, by States. (p. 53)

**WINES**

- 69. Wines: production, taxable withdrawals, stocks, and bonded wine cellars operated, FY34-73. (p. 54)

**8484-1.5: Cigarettes, Cigars, and Cigarette Papers and Tubes**

**SUMMARY**

- 70. Cigarettes, cigars, and cigarette papers and tubes, FY72-73. (p. 56)

**CIGARETTES**

- 71. Cigarettes weighing not more than 3 pounds per thousand: manufactured and removed, by States. (p. 58)
- 72. Cigarettes weighing not more than 3 pounds per thousand: manufactured and removed, by months. (p. 58)
- 73. Cigarettes weighing more than 3 pounds per thousand: manufactured and removed, by months. (p. 58)

**CIGARS**

- 74. Cigars weighing not more than 3 pounds per thousand: manufactured and removed, by States. (p. 59)
- 75. Cigars weighing not more than 3 pounds per thousand: manufactured and removed, by months. (p. 59)
- 76. Cigars weighing more than 3 pounds per thousand: manufactured and removed tax-exempt, by States. (p. 60)
- 77. Cigars weighing more than 3 pounds per thousand: manufactured and removed tax-exempt, by months. (p. 60)
- 78. Cigars weighing more than 3 pounds per thousand: taxable removals by classes and by States. (p. 61)
- 79. Cigars weighing more than 3 pounds per thousand: taxable removals by classes and by months. (p. 61)

**EXPORTS AND TAX COLLECTIONS**

- 80. Cigars and cigarettes: taxable removals by classes and by months. (p. 62)
- 81. Cigarettes, cigars, and cigarette papers and tubes: removals from export warehouses, by States. (p. 63)
- 82. Cigarettes and cigars: yearly average manufacture and tax collection for each decade 1880-1969, and manufacture and tax collection for each year 1960-73. (p. 63)

**8484-1.6: Enforcement, Claims, and Collections**

**ENFORCEMENT**

- 83-84. Seizures and arrests, liquor law violations [still, mash, and gallons of non-taxpaid spirits], by months and States. (p. 64-65)
- 85-86. Seizures and arrests, firearms and explosives, by months and States. (p. 66-67)

**FIREARM TRADE**

- 87. Firearms imported into U.S. (p. 68)
- 88. Firearms manufactured in U.S., imported and exported. Excludes U.S. military bases. (p. 68)

**LABEL ACTIVITY**

- 89. Label activity under Federal Alcohol Administration Act. (p. 69)

**CLAIMS**

- 90. Alcoholic liquors: remission, abatement, and refund of taxes. (p. 70)
- 91. Alcoholic liquors: drawback. (p. 70)
- 92. Cigarettes, cigars, and cigarette papers and tubes: remission, abatement, refund, credit, allowance, and drawback. (p. 70)

**COLLECTIONS**

- 93. Internal revenue collection: alcohol and tobacco taxes, by source, FY72-73. (p. 71)

## Independent Agencies

### 9022 ACTION

#### Current Periodicals

**9022-2 ACTION Bi-Annual Statistical Summary**  
Semiannual. June 30, 1974.  
73 p. var. paging. †  
ASI/MF AA1.12:974.

Semiannual report consisting of 17 tables showing characteristics and location of Peace Corps volunteers and trainees as of June 30, 1974.

#### TABLES:

##### 9022-2.1: Personal Characteristics

[Tables [2]-[5] show data as of June 30, 1969-74.]

- [1] Peace Corps volunteers and trainees profile, FY74. (p. 3)
- [2] Ages, volunteers and trainees. (p. 4)
- [3] Sex, volunteers and trainees. (p. 5)
- [4] Marital status, volunteers and trainees. (p. 6)
- [5] Levels of education. (p. 7)
- [6] Volunteer and trainee skills, 1962-74. (p. 8)
- [7] Geographic distribution of volunteer and trainee skills, July 1974. (p. 10)

##### 9022-2.2: Activity, Enrollment, and Skills

[Table [17] is a computer print-out.]

- [8] Volunteer applications, 1961-74. (p. 11)
- [9] Requests by skill, FY72-74. (p. 12)
- [10] Requests, inputs, and man-years, FY70-74 (p. 12)
- [11] Peace Corps trainee input by season, 1961-74. (p. 13)
- [12] Worldwide distribution of volunteer and trainee jobs in project categories, 1969-74. (p. 16)
- [13] Peace Corps projects [number], 1961-74. (p. 19)

##### VOLUNTEER AND TRAINEE STRENGTH

- [14] Bi-annual comparison of total volunteers and trainees by region, 1961-74. (p. 21)
- [15] Volunteers, trainees, and countries, FY62-73. (p. 22)
- [16] Total volunteers and trainees by country and region, FY74. (p. 23)
- [17] ACTION Peace Corps volunteer system, volunteers and trainees based on information received by June 30, 1974 [by world region, country, volunteer or trainee status, and sex]. (p. 24)

### 9024 ACTION

#### Annuals and Biennials

**9024-4 PEACE CORPS: ANNUAL OPERATIONS REPORT, FY74**  
Annual. 1974. 123 p. †  
ASI/MF

Annual report covering FY74 on Peace Corps accomplishments, projects, and FY74 budget.

Contents:

- a. Introduction and highlights. Includes discussion and data concerning Peace Corp volunteers' age and marital status, and the school partnership and Sahelian drought relief programs. (p. 1-10)
- b. Major operational developments. Discusses recruitment methods, attrition reduction, and evaluation studies under way. (p. 11-17)
- c. Country highlights. Profile of each of 69 countries with volunteers as of June 30, 1974, with data on: population; per capita income; numbers and types of projects; FY74 budget and staff; numbers of volunteers, trainees, and completion rate; volunteers' sex, age, and marital status. (p. 18-112)
- d. Peace Corps FY74 preliminary budget showing obligations and host country contributions by region and country; authorizations and appropriations for the agency as a whole, FY62-74. (p. 113-123)

Additional information on the Peace Corps appears in *ACTION Annual Report* and *ACTION, Biennial Statistical Summary*. For description, see ASI 1974 Annual, 9024-2, and this Supplement, 9022-2.

### 9102 ATOMIC ENERGY COMMISSION

#### Current Periodicals

**9102-1 NUCLEAR REACTORS BUILT, BEING BUILT, OR PLANNED in the U.S. as of June 30, 1974**  
Semiannual. 41 p.  
TID 8200-R30. UC-80.  
NTIS \$4.00. ASI/MF  
Y3.A7:22/TID-8200-R30.

Semiannual listing of all nuclear reactors built, under construction, or planned for construction in U.S. as of June 30 and Dec. 31 of each year. Reactors are divided into 5 classes and further categorized by primary function or purpose.

Contents: narrative explanation of classification scheme (p. 3-4); statistical summary table (p. 5); abbreviations list (p. 6); 26 tables, listed below (p. 7-34); and footnotes and reactor index (p. 34-41).

#### TABLES:

[Within each table reactors are listed under operable, being built, planned, or shutdown categories. Reactors are generally listed chronologically, by startup date.]

##### 9102-1.1: Part 1. Civilian Reactors

[Each listing gives name and/or owner, location, nuclear contractor, type, electrical and thermal power capacity, and startup and/or shutdown dates.]

##### POWER

- 1A. Power reactors: central-station electric power. (p. 7)
- 1B. Power reactors: dual-purpose plants. (p. 15)
- 1C. Power reactors: propulsion (maritime). (p. 15)

##### EXPERIMENTAL

- 2A. Experimental: electric-power systems. (p. 15)
- 2B. Experimental: auxiliary power. (p. 17)
- 2C. Experimental: space propulsion. (p. 17)

##### TEST

- 3A. General irradiation test. (p. 18)
- 3B. High-power research and test. (p. 18)
- 3C. Safety research and test. (p. 19)
- 3D. General research. (p. 19)
- 3E. University research and teaching. (p. 21)



**9102-1.2: Part 2. Production Reactors**

[Each listing gives location, type, designer, and startup/shutdown dates. Table 2 shows thermal power capacity for each listing.]

1. Materials production. (p. 24)
2. Process development. (p. 24)

**9102-1.3: Part 3. Military Reactors**

[Each listing, except those in table 1B, gives name and owner, location, contractor, type, power capacity, and startup/shutdown dates; table 1B gives name of ship, shipbuilder, and dates.]

- 1A. Power reactors: remote installations. (p. 25)
- 1B. Power reactors: propulsion (naval). (p. 25)
- 2A. Electric-power experiments and prototypes. (p. 27)
- 2B. Propulsion experiments and prototypes. (p. 27)
- 3A. Test. (p. 28)
- 3B. Research. (p. 28)

**9102-1.4: Part 4. Reactors for Export**

[Each table shows name and/or owner, location, contractor, type, power capacity, and startup/shutdown dates.]

- 1A. Power reactors: central station electric power. (p. 29)
- 1B. Power reactors: propulsion. (p. 30)
- 2A. General irradiation test. (p. 30)
- 2B. General research. (p. 31)
- 2C. University research and teaching. (p. 31)

**9102-1.5: Part 5. Critical Assembly Facilities**

1. Identification of facilities [name, location, operator, number of cells and control panels]. (p. 32)
2. Identification of experiments and studies [facility, subject, designation, and startup/shutdown dates]. (p. 33)
  - 2A. Civilian. (p. 33)
  - 2B. Military. (p. 34)

**9104  
 ATOMIC ENERGY  
 COMMISSION  
 Annuals and Biennials**

**9104-3 NUCLEAR INDUSTRY, 1974**  
 Annual. 1974. viii+113 p.  
 WASH 1174-74.  
 ●Item 1051-0; 1051-C.  
 GPO \$1.90. ASI/MF  
 Y3.A17:22/WASH-1174-74.  
 65-60723.

Annual report reviewing developments in nuclear industries including: mining and processing of fuel, electric power plant construction and operations, and production and use of radioisotopes, 1974.

Contains narrative discussion and interspersed tables as follows:

- a. Nuclear power plant capacities, reactor characteristics, and costs, with 13 charts and 9 tables. (p. 5-38)
- b. Nuclear fuel mining, enrichment, processing, and waste disposal, with 16 charts and 14 tables. (p. 39-73)
- c. Radioisotope materials and equipment production and sales, with 14 tables. (p. 75-83)
- d. AEC general energy R&D, and safety and regulatory activities, with 5 charts and 2 tables. (p. 84-112)

This is the 12th report since 1962; no report was published in 1972.

**9104-19 URANIUM INDUSTRY SEMINAR, OCT. 22-23, 1974**  
 ★ Annual. Nov. 1974.  
 Part I, 178 p.; Part II, 109 p.  
 GJO-108(74).  
 L. Pitkin, Inc., PO Box 1889,  
 Grand Junction, Colo., 81501.  
 Set of 2 parts, \$7.60. ASI/MF

Collection of papers on uranium resources and supply, the market for uranium, and nuclear fuel production presented at the annual AEC-sponsored uranium industry seminar, held in Grand Junction, Colo., Oct. 22-23, 1974. Contains 13 papers presented by AEC staff, issued in 2 parts; individual papers are described below.

**PART I**

**9104-19.1: Nuclear Power Growth, Enrichment, and Uranium Requirements, 1974 to the Year 2000**

By Edward J. Hanrahan (p. 7-37). Summary of *Nuclear Power Growth 1974-2000* (for description see ASI 1974 Supplement 6, 9104-13); and explanation of assumptions and methodology used for forecasts. Includes 9 tables and 8 charts.

**9104-19.2: U.S. Uranium Sales and Commitments**

By John A. Patterson (p. 38-52). Compilation of charts and tables on sales of processed and unprocessed uranium and commitments for

sale through 1980; from *Survey of U.S. Uranium Marketing Activity* (for description see ASI 1974 Supplement 6, 9104-5).

**9104-19.3: National Uranium Resource Program**

By Ben Bowyer (p. 53-72). Progress report on the National Uranium Resource Evaluation (NURE) program to evaluate domestic uranium resources, identify new areas favorable for uranium exploration, develop new exploration technology.

Project NURE reports are scheduled for publication in 1976 and 1980.

**9104-19.4: Current Uranium Ore Reserves**

By Carl W. Appelin (p. 73-82). Describes AEC's ore reserve program to maintain an accurate inventory of domestic uranium resources, and discusses impact of uranium prices on mining activity.

Includes 2 charts and 4 tables on distribution of various grade ore reserves, and exploration and production activities. Data from the program are published in other AEC reports, primarily *Statistical Data of the Uranium Industry* (for description see ASI 1974 Supplement 11, 9104-15).

**9104-19.5: Potential Resources of Uranium**

By William L. Chenoweth (p. 83-90). Discusses methodology used in AEC estimates of uranium resources in relatively unexplored areas and reliability of the estimates. Includes 4 tables showing extent of reasonably assured reserves and potential resources.

**9104-19.6: Subjective Probability Study of Uranium Resources in the State of New Mexico**

By John R. Ellis (p. 91-113). Report on findings of a study to estimate extent and quality of uranium deposits in New Mexico, based on statistically combined probability judgments of a number of experts. Includes extensive discussion of methodology, illustrative charts and tables, and summary results.

**9104-19.7: Exploration Plans and Trends**

By R. J. Meehan (p. 114-131). Compilation of 12 charts and 8 tables on the extent of private industry uranium exploration and expenditures through 1973 and projected exploration activities compared with uranium requirements to the year 2000.

**9104-19.8: Production Statistics**

By J. F. Facer (p. 132-135). Collection of 7 charts showing tons and grade of ore shipped to mills, uranium concentrate production and year-end inventories in mills, and amount of ore processed in U.S., annually 1966-73 and 1974-75 estimated.

**9104-19.9: Domestic Production Capability 1974-88**

By Clifton H. Barnes (p. 136-178). Presents projections for amount of uranium concentrate which can be produced at \$8 per pound by the domestic mining and milling industry relative to known ore reserves, potential reserves, commitments to construct new facilities, and requirements, 1974-88.

Includes narrative discussion of methodology and mine and mill production lead times; and 21 charts and 11 tables presenting both projections and actual data on land held by companies, existing facilities, and capacities.

## PART II

**9104-19.10: Estimate of the Economics of Uranium Concentrate Production from Low-Grade Sources**

By John Klemenic (p. 8-38). Analyzes capital and operating costs incurred in production of uranium concentrate from low-grade ores, and calculates probable cash flow rate of return on production over a 10-year period at various grades for both underground and open pit mining. Includes discussion of methodology and assumptions, 7 tables, and 14 charts.

**9104-19.11: Geology and Resources of Foreign Uranium Deposits**

By Hans H. Adler (p. 39-62). Presents estimates of world geographic and geologic distribution of uranium ore in deposits extractable at costs of \$10 and \$10-15 per pound of uranium concentrate.

Contents: introduction with 4 figures showing reserves (tons of ore) by country and various geological environments (p. 39-44); and evaluation of resources in individual foreign countries, with maps locating active mines and deposits (p. 40-62).

Excepted from consideration are China (PRC), USSR, and associated Eastern European countries.

**9104-19.12: Foreign Production Capability and Supply**

By John A. Patterson (p. 63-71). Compilation of 4 tables and 8 charts on production, reasonably assured reserves, estimated additional resources, exploration activities, and requirements for uranium in foreign countries, chiefly Australia, Canada, France, Gabon, Niger, and South and South West Africa.

**9104-19.13: Versatility of Feed in Supply of Enriched Uranium**

By F. P. Baranowski (p. 72-87). Discusses fuel requirements for maintaining a given level of nuclear electrical generating capacity, and requirements for milled uranium concentrate and spent fuel to support those needs. Calculates amount of additional concentrate which might be needed in 3 hypothetical situations. Includes 5 tables and 4 charts.

**9108  
ATOMIC ENERGY  
COMMISSION****Special and  
Irregular Publications****9108-42  
★ STUDY OF SOCIAL COSTS  
FOR ALTERNATE MEANS  
OF ELECTRICAL POWER  
GENERATION FOR 1980  
AND 1990**

Feb. 1973. vii+192 p.  
ANL-8092. NTIS \$6.00.  
ASI/MF  
Y3.At7:22/ANL-8092.

Summary report from a study comparing costs of producing electrical power at coal, oil, gas, and nuclear fired plants. Figures are given for 1980 and 1990, based on probable utilizable technology in those years. Data are primarily from previous studies of Government agencies and other interested organizations.

Emphasis is on "external" costs including injuries to workers and public health, environmental pollution, and land damage from strip mining. Most costs are quantified in terms of dollars; other measures include man-days lost, acres of land used, and tons of fuel and emissions.

Contains 5 mainly narrative chapters, with extensive references, and tables and charts presenting estimated and illustrative data as follows:

- I. Introduction and summary; with 3 tables. (p. 1-15)
- II. Methodology, data sources, and explanation of cost measures; with 9 tables. (p. 16-71)
- III-IV. Assessments for 3 types of fossil plant and 4 types of nuclear plant, for years 1980 and 1990; with 21 tables. (p. 72-175)
- V. Observations and recommendations. (p. 176-184)
- VI. Bibliography. (p. 185-192)

The complete study, upon which this summary is based, is available from Argonne National Laboratory, Ill.

**9108-45  
★ TECHNICAL BASIS FOR  
INTERIM REGIONAL  
TORNADO CRITERIA**

May 1974. v+23 p.  
WASH-1300. UC-11.  
●Item 1051-C. GPO \$0.60.  
ASI/MF  
Y3.At7:22/WASH-1300.

By E. H. Markee, Jr., et al. Study to determine probability of tornado strikes and their severity over the contiguous U.S., in an effort to assess the threat of tornadoes to nuclear power plant safety.

Data from previous studies of tornado phenomena and from a Federal Tornado Watch Experiment, 1971-72, were analyzed to calculate regional frequencies and probabilities of occurrence, wind speeds, and pressure drops and drop rates.

Contents:

- a. Narrative discussion of data sources, previous study findings, and methodology sup-

ported by 8 charts and 5 tables; maps show tornado frequency and probability by 1 or 5 degree squares of latitude and longitude. (p. 1-21)

b. References. (p. 21-23)

## 9142 CIVIL AERONAUTICS BOARD Current Periodicals

**9142-3 AIR FREIGHT STATISTICS, CERTIFICATED ROUTE AIR CARRIERS, Scheduled and Nonscheduled Services of U.S. Passenger/Cargo and All Cargo Carriers: Traffic, Revenue, and Yields Data**  
Semiannual. 5 p. †  
ASI/MF

Semiannual table on freight traffic, revenue, and yields for U.S. passenger/cargo and all cargo carriers, for years ending Dec. 31, 1973 and 1972.

Table shows the following listed items for scheduled all-cargo service, and in most cases, for combination and nonscheduled service; cross-classified by trunk airlines, all-cargo carriers, and other cargo carriers; and by domestic, international and territorial, and total freight operations:

- 1-2. Freight revenue ton-miles (000) and percent distribution.
3. Overall available ton-miles (000).
4. Overall revenue load factor.
5. Aircraft revenue hours.
6. Freight revenue (\$000).
7. Yield per freight ton-mile (cents).
- 8-9. Percent of total freight revenue.

**9142-4 AIRLINE PROPERTY OBTAINED UNDER LONG-TERM LEASES**  
Semiannual. 4+A2 p. †  
ASI/MF

Semiannual report on property obtained by certificated route and supplemental air carriers under long-term leases (over 3 years), as of June 30, 1974, with comparative data for each semiannual period since June 30, 1972. Report is issued approximately 3 months after coverage date. Data are derived from carriers' reports on CAB Form 41. Contains 8 tables, described below.

### TABLES:

[Tables show data for six-month period ending June 30, 1974, and for each semiannual period since 1972.]

- 1-4. Property under long-term lease, constructive asset value (cost and depreciated cost bases), and as a percent of total owned and leased property, by carrier and carrier group.
- 5-6. Flight equipment under long-term lease (constructive asset value, cost basis), and as a percent of total owned and leased flight equipment, by carrier and carrier group.
- 7-8. Property under long-term lease (constructive asset value, cost basis) and percentage distribution, by equipment type and group.

**9142-19 SEASONALLY ADJUSTED CAPACITY AND TRAFFIC**  
★  
Monthly. † For individual bibliographic data, see below.  
ASI/MF

Series of 3 monthly reports presenting seasonally adjusted and unadjusted data on available seat and revenue passenger miles flown in the scheduled domestic and international operations of trunk airlines and in the scheduled operations of local service carriers. Data are shown as reported and adjusted for seasonal, holiday, trading day, and strike variations.

Regular monthly contents of each report are 1 chart, brief narrative highlights, and 2 tables showing revenue passenger and available seat miles for entire operations group combined, monthly for year to date and 2 previous years; and for each carrier in operations group, for current month.

The Mar., June, Sept., and Dec. issues of each report also show individual carrier data monthly for year to date and previous 2 years.

Reports are issued 2-4 weeks after end of month of coverage. The report on domestic operations of trunks was initiated in Mar. 1974 and replaced a similar monthly publication (see ASI 1974 Annual, 9142-11). The other two reports were initiated with the June 1974 issues. ASI/MF coverage begins with Sept. 1974 issue which provides cumulative data to that date.

**9142-19.1: Scheduled Domestic Operations, Domestic Trunks**  
[Approx. 15 p.]

**9142-19.2: Scheduled International Operations, International Trunks**  
[Approx. 10 p.]

**9142-19.3: Scheduled Operations, Local Service Carriers**  
[Approx. 5 p.]

## 9144 CIVIL AERONAUTICS BOARD Annuals and Biennials

**9144-1 CAB REPORTS TO CONGRESS, FY73**  
Annual. 1974. ix+134 p.  
●Item 178. GPO \$1.65.  
ASI/MF S/N 0306-00059.  
C31.201:973.

Annual report to Congress on FY73 CAB activities. Narrative discussions, with text statistics and tables, cover CAB activities in the fields of domestic and international aviation and rate setting, financial assistance to and regulation of airlines, public relations, administration, and legislation (p. 1-87). Report also contains 22 basic tables, listed below (p. 88-134).

### TABLES:

[Tables present FY73 data, unless otherwise noted.]

#### 9144-1.1: General Traffic and Revenue Data

1. Indicators of growth in traffic and operations of the air carrier industry, 1963-72. (p. 88)
2. Cargo ratings: U.S. domestic and international passenger and cargo, and all-cargo carriers, FY73, and change from previous fiscal year [by individual carrier]. (p. 94)
3. Airfreight statistics, certificated route air carriers scheduled and nonscheduled services of U.S. passenger and cargo, and all-cargo carriers. (p. 95)
4. Air cargo revenues, as a percent of total operating revenue for FY73 [by individual carrier]. (p. 100)

#### 9144-1.2: Comparative Traffic and Financial Data by Operations Category

- [All tables present data for FY73, and percent change from previous fiscal year, and include breakdowns by individual carrier. "Selected financial data" are total operating revenue before subsidy, total operating expenses, operating profit, net income, and rate of return on investment. "Selected traffic statistics" are revenue passenger-miles, passenger enplanements, and load factors.]
5. Comparative selected financial data for domestic trunk carriers. (p. 101)
  6. Comparative selected traffic statistics for domestic trunk carriers. (p. 102)
  7. Comparative selected financial data for all-cargo carriers. (p. 103)
  8. Comparative selected traffic statistics for local service carriers. (p. 104)
  9. Comparative selected financial data for the international and territorial carriers. (p. 105)
  10. Comparative selected traffic statistics for international and territorial carriers. (p. 106)
  11. Comparative selected financial data for local service carriers. (p. 107)

#### 9144-1.3: Miscellaneous Data

12. Supplemental air carriers, comparison of operating revenue, operating profit, assets, and net worth, 1973-72 [by individual carrier]. (p. 108)

## 9144-1.3

13. Passenger fare, freight rate, and U.S. mail yields for scheduled service, FY68-73. (p. 109)
14. Traffic trends, by carrier groups, FY68-73. (p. 110)
15. Air carrier investment at June 30, 1965-73. (p. 112)
16. Number of aircraft available for service at Dec. 31, 1972 [by type]. (p. 114)

**9144-1.4: Air Carrier Growth and Debt**

17. Growth of certificated air carriers, 1938-73 [by carrier group]. (p. 117)
18. Air carrier indebtedness (long and short term debt) by major lenders, as of Dec. 31, 1972 [by individual carrier]. (p. 122)
19. Percent of individual carrier's debt held by top 10 industry holders. (p. 128)
20. Major holder of individual carrier's debt, Dec. 31, 1972. (p. 130)
21. The importance of convertible debt as of Dec. 31, 1972 by individual carrier. (p. 131)
22. U.S. certificated carriers [growth since certification]. (p. 133)

**9144-4 HANDBOOK OF AIRLINE STATISTICS, 1973 Edition**  
Biennial. Mar. 1974.  
ix+626 p. •Item 183-A.  
GPO \$18.10. ASI/MF  
C31.249:973.

Biennial report presenting historical data, from as early as 1926, on all air carriers and carrier groups subject to regulation by the CAB. Provides detailed coverage of finance and traffic of airlines, and includes chronologies of air transport events (from 1903) and comparisons of air with other modes of transportation. Data are derived from carriers' reports filed with CAB and a variety of other sources.

**Contents:**

- a. Short introduction and table of contents. (p. i-ix)
- b. 9 parts, with 417 tables and 8 charts, described below. (p. 1-613)
- c. Glossary of air transport terms. (p. 617-622)
- d. General index. (p. 625-626)

**TABLES:**

["Carrier groups" relate to functional and geographic categories of certificated air route carriers or of their operations. Level of detail may vary somewhat from one set of tables to another, but basic groups are as follows:

- a. Domestic carrier groups: domestic trunk (broken down by "Big Four" airlines, and other airlines); local service; helicopter; intra-Alaska, intra-Hawaiian; other carriers; all cargo carriers; and international and territorial carriers.
- b. International carrier groups: "Big Four" trunk airlines; other trunk airlines; all-cargo carriers; and international and territorial carriers.]

**9144-4.1: Part 1. Statistical Description of Individual U.S. Airlines, 1972**

[All tables, except 1s, show actual data and comparative rank of each carrier group and individual carrier for the following subject items:

- a. Overall available and revenue ton-miles, and revenue passenger miles and load factors; separately for all services and for scheduled services.
- b. Overall operating revenues, expenses, and profit or loss.

All data are for 1972.]

- 1s. Some basic facts about the certificated route air carriers and the supplemental air carriers, system operations [number of aircraft, miles flown, places served, and employees]. (p. 1)
- 2s. Comparative traffic and financial data, certificated route air carriers, system operations. (p. 4)
- 2d. Comparative traffic and financial data, certificated route air carriers, domestic operations. (p. 5)
- 2i. Comparative traffic and financial data, certificated route air carriers, international operations. (p. 6)

**9144-4.2: Part 2. Historical Data on U.S. Airlines, by Carrier Group, 1926-72**

[All tables present data on the following items, annually from earliest available data through 1972. Data are given by carrier group for certificated domestic and international carriers. Separate data are also given for total, domestic and international operations of supplemental (non-certificated) carriers.]

**TOTAL TRAFFIC AND CAPACITY**

1. Number of certificated route air carriers in operation. (p. 9)
2. Total capacity: over-all available ton-miles, all services. (p. 10)
3. Annual rate of growth of over-all available ton-miles, all services. (p. 11)
4. Total traffic: over-all revenue ton-miles, all services. (p. 12)
5. Annual rate of growth of over-all revenue ton-miles, all services. (p. 13)
6. Over-all available ton-miles, scheduled service. (p. 14)
7. Over-all revenue ton-miles, scheduled service. (p. 15)
8. Over-all revenue load factor, scheduled service. (p. 16)

**PASSENGER TRAFFIC AND CAPACITY**

9. Passenger revenue ton-miles, all services. (p. 17)
10. Annual rate of growth of passenger revenue ton-miles, all services. (p. 18)
11. Passenger revenue ton-miles, all services, as a percent of over-all revenue ton-miles, all services. (p. 19)
12. Passenger revenue ton-miles, scheduled service. (p. 20)
13. Passenger revenue ton-miles, non-scheduled service. (p. 21)
14. Total available seat-miles, scheduled service. (p. 22)
15. Total revenue passenger-miles, scheduled service. (p. 23)
16. Annual rate of growth of total revenue passenger-miles, scheduled service. (p. 24)
17. Percent distribution of total revenue passenger-miles, by carrier group, scheduled service. (p. 25)

18. Total revenue passenger load factor, scheduled service (percent). (p. 26)

19. Nonscheduled revenue passenger-miles as a percent of total revenue passenger-miles in all services. (p. 27)
20. First-class revenue passenger-miles, scheduled service. (p. 28)
21. Annual rate of growth of first-class revenue passenger-miles, scheduled service. (p. 29)
22. First-class revenue passenger load factor, scheduled service. (p. 30)
23. Coach plus economy revenue passenger-miles, scheduled service. (p. 31)
24. Annual rate of growth of coach plus economy revenue passenger-miles, scheduled service. (p. 32)
25. Coach plus economy revenue passenger load factor, scheduled service. (p. 33)
26. Coach plus economy as a percent of total revenue passenger-miles, scheduled service. (p. 34)

**FREIGHT TRAFFIC AND CAPACITY**

27. Freight plus express revenue ton-miles, all services. (p. 35)
28. Annual rate of growth of freight plus express revenue ton-miles, all services. (p. 36)
29. Freight plus express revenue ton-miles, all services, as a percent of over-all revenue ton-miles, all services. (p. 37)
30. Freight revenue ton-miles, all services. (p. 38)
31. Annual rate of growth of freight revenue ton-miles, all services. (p. 39)
32. Freight revenue ton-miles, all services, as a percent of over-all revenue ton-miles, all services. (p. 40)
33. Freight revenue ton-miles, scheduled service. (p. 41)
34. Annual rate of growth of scheduled freight revenue ton-miles. (p. 42)
35. Freight revenue ton-miles, nonscheduled service. (p. 43)
36. Annual rate of growth of nonscheduled freight revenue ton-miles. (p. 44)
37. Nonscheduled freight revenue ton-miles as a percent of freight revenue ton-miles in all services. (p. 45)
38. Express revenue ton-miles, scheduled service. (p. 46)
39. Annual rate of growth of express revenue ton-miles, scheduled service. (p. 47)

**MAIL AND EXCESS BAGGAGE TRAFFIC AND CAPACITY**

40. U.S. and foreign mail revenue ton-miles, all services. (p. 48)
41. Annual rate of growth of U.S. and foreign mail revenue ton-miles, all services. (p. 49)
42. U.S. and foreign mail revenue ton-miles, all services, as a percent of over-all revenue ton-miles, all services. (p. 50)
43. Excess baggage revenue ton-miles, scheduled service. (p. 51)
44. Annual rate of growth of excess baggage revenue ton-miles, scheduled service. (p. 52)
45. Excess baggage ton-miles, scheduled service, as a percent of over-all revenue ton-miles, all services. (p. 53)

**FLIGHT AND OTHER CHARACTERISTICS**

- 46. Revenue passenger originations, scheduled service. (p. 54)
- 47. Percent distribution of revenue passenger originations, by carrier group, scheduled service. (p. 55)
- 48. Over-all aircraft revenue departures performed, scheduled service. (p. 56)
- 49. Over-all aircraft revenue miles, scheduled service. (p. 57)
- 50. Over-all aircraft revenue hours, scheduled service. (p. 58)
- 51. Average over-all flight stage length, scheduled service. (p. 59)
- 52. Average on-line passenger trip length, scheduled service. (p. 60)
- 53. Average available seats per aircraft, scheduled service. (p. 61)
- 54. Average over-all airborne speed, scheduled service. (p. 62)
- 55. Total number of employees, all services. (p. 63)
- 56. Annual rate of growth of total number of employees, all services. (p. 64)

**FUEL CONSUMPTION**

- 57. Consumption of aviation gasoline and jet fuel, all services. (p. 65)
- 58. Consumption of aviation gasoline, all services. (p. 66)
- 59. Consumption of jet fuel, all services. (p. 67)
- 60. Consumption of oil, all services. (p. 68)

**ALL REVENUES AND EXPENSES**

- 61. Over-all operating revenues, all services. (p. 69)
- 62. Total transport revenues, all services. (p. 70)
- 63. Over-all operating expenses, all services. (p. 71)
- 64. Operating profit or loss, all services. (p. 72)
- 65. Interest expenses. (p. 73)
- 66. Net income after special items (and after taxes). (p. 74)
- 67. Total investment. (p. 75)
- 68. Rate of return on total investment. (p. 76)
- 69. Over-all operating expenses per available ton-mile, all services. (p. 77)
- 70. Over-all operating expenses per revenue ton-mile, all services. (p. 78)

**PASSENGER REVENUE AND EXPENSES**

- 71. Total passenger revenues, scheduled service. (p. 79)
- 72. Total passenger revenues, scheduled service, as a percent of total transport revenues, all services. (p. 80)
- 73. Average total passenger revenues per revenue passenger-mile, scheduled service. (p. 81)
- 74. Average total passenger revenues per revenue ton-mile, scheduled service. (p. 82)
- 75. Total passenger revenues per load factor point, scheduled service. (p. 83)
- 76. First-class passenger revenues, scheduled service. (p. 84)
- 77. Average first-class passenger revenues per revenue passenger-mile, scheduled service. (p. 85)

- 78. Average first-class passenger revenues per first-class ton-mile, scheduled service. (p. 86)
- 79. Coach plus economy passenger revenues, scheduled service. (p. 87)
- 80. Average coach plus economy passenger revenues per revenue passenger-mile, scheduled service. (p. 88)
- 81. Average coach passenger revenues per coach revenue ton-mile, scheduled service. (p. 89)
- 82. Average economy passenger revenues per economy revenue ton-mile, scheduled service. (p. 90)

**FREIGHT REVENUES**

- 83. Freight revenues, scheduled service. (p. 91)
- 84. Freight revenues, scheduled service, as a percent of total transport revenues, all services. (p. 92)
- 85. Average freight revenues per revenue ton-mile, scheduled service. (p. 93)
- 86. Express revenues, scheduled service. (p. 94)
- 87. Express revenues, scheduled service, as a percent of total transport revenues, all services. (p. 95)
- 88. Average express revenues per revenue ton-mile, scheduled service. (p. 96)

**MAIL AND EXCESS BAGGAGE REVENUES**

- 89. U.S. and foreign, mail revenues scheduled service, as a percent of total transport revenues, all services. (p. 97)
- 90. Average U.S. mail revenues per U.S. mail revenue ton-mile, scheduled service. (p. 98)
- 91. Average foreign mail revenues per foreign mail revenue ton-mile, scheduled service. (p. 99)
- 92. Excess baggage revenues, scheduled service, as a percent of total transport revenues, all services. (p. 100)
- 93. Average excess baggage revenues per excess baggage revenue ton-mile, scheduled service. (p. 101)
- 94. Charter revenues (passenger and freight) as a percent of total transport revenues, all services. (p. 102)

**9144-4.3: Part 3. Traffic Data on Certificated and Supplemental Air Carriers**

Part 3, Section 1 (p. 105-196). Contains 92 tables presenting data for each carrier group and each individual certificated route air carrier, annually 1964-72, as follows:

- a. For all services: 8 summary items on traffic capacity and employees.
- b. For scheduled services: 38 items on passenger and freight traffic and capacity; aircraft miles and hours; and performance factors and averages.
- c. For nonscheduled services: 11 items on traffic, capacity, and aircraft miles and hours.

Part 3, Section 2 (p. 197-211). Contains 1 table presenting separate data for 14 individual supplemental air carriers on 6 traffic and capacity items, 1967-72. Breakdowns are by civilian and military traffic, and domestic and international operations.

**9144-4.4: Part 4. Income Statement Data of Certificated and Supplemental Air Carriers**

Part 4, Section 1 (p. 215-309). Contains 95 tables presenting data for each carrier group and each certificated route air carrier, annually 1964-72, as follows:

- a. Operating revenues, 17 items; expenses, 12 items; and profit.
- b. Nonoperating income and expenses, 4 items.
- c. Net income and unappropriated retained earnings, 11 items.
- d. Mail and subsidy revenue, and return on investment, 7 items.

Part 4, Section 2 (p. 310-324). Contains 1 table presenting separate data for 14 individual supplemental air carriers on 32 income statement items (similar to those listed above), annually 1967-72.

**9144-4.5: Part 5. Balance Sheet Data of Certificated and Supplemental Air Carriers**

Part 5, Section 1 (p. 327-392). Contains 66 tables presenting data for each carrier group and each certificated route air carrier, annually 1964-72, as follows:

- a. Assets, 31 items.
- b. Liabilities and stockholder equity, 25 items.

Part 5, Section 2 (p. 393-407). Contains 1 table presenting separate data for 14 supplemental air carriers, annually 1967-72, on the same subject as shown above, but with less detailed breakdowns (39 items).

**9144-4.6: Part 6. Rates of Return and Investment Data**

[Tables 1-3 show breakdown by carrier groups, by carrier group operations of individual air carriers, and corporate totals for the top 12 airlines. Data are shown annually 1962-72.]

- 1. Rate of return on regulatory investment, certificated air carriers. (p. 411)
- 2. Regulatory net income, certificated route air carriers. (p. 414)
- 3. Regulatory investment, certificated route air carriers. (p. 417)
- 4. Explanation of regulatory investment, with an example (Eastern Airlines, 1972). (p. 420)

**9144-4.7: Part 7. Miscellaneous Air Transport Data**

- 1. Utilization of multi-engine fixed wing aircraft: 1963-72 [by carrier]. (p. 425)
- 2. Break-even passenger load factors, scheduled service: 1967-72 [by carrier]. (p. 427)
- 3. Weighted average route miles operated: 1963-72 [by carrier]. (p. 428)

**PASSENGER ORIGIN AND DESTINATION SURVEY**

[All tables cover domestic operations and scheduled service only. All data are for 1972.]

- 4. Domestic passenger 1-way trip-length, by trip-length size. (p. 430)
- 5a-b. Top 100 cities originating or terminating domestic airline trips arranged in order of number of passengers and of passenger miles. (p. 431-432)
- 6a-b. Top 100 origin and destination city pairs in domestic airline trips, arranged in order of number of passengers and of passenger miles. (p. 433-434)

6c-d. Top 1,000 origin and destination city pairs in domestic airline trips, ranked in order of passengers and of passenger miles, and arranged in groups of 100 city pairs. (p. 435)

**AIRCRAFT AVAILABLE, ON ORDER, OWNED, OR LEASED**

[All data are for Dec. 31, 1972.]

7a-b. Number of aircraft available for service, by major aircraft category and by specific aircraft type, certificated route air carriers, systems operations. (p. 436-437)

8. Number of aircraft on order, by major aircraft category and specific aircraft type, certificated route air carriers. (p. 438)

9. Number of aircraft available for service, by major aircraft category, supplemental air carriers, systems operations. (p. 439)

**REVENUE PASSENGER-MILES AND LOAD FACTOR, BY AIRCRAFT TYPE**

[All tables show revenue passenger miles, percent of revenue passenger miles, and revenue passenger load factor, by aircraft type; for the quarter ended Dec. 31, 1972, for each airline; and annually 1964-72 for the carrier group. Data cover scheduled service only.]

10a-f. Summary by carrier grouping, certificated route air carriers. (p. 440-445)

11a-f. Domestic trunk operations. (p. 446-451)

12a-b. Local service carriers. (p. 452-453)

13a-d. International and territorial carriers. (p. 454-458)

**OTHER DATA**

14. Foreign air carriers authorized to serve points in U.S. territory, at Dec. 31, 1972. (p. 459)

15. Revenue passenger-miles per capita and average fares per mile, including tax, 1946-72. (p. 463)

16. Employment costs, productivity and unit labor costs, 1957-72 [each certificated carrier]. (p. 464)

**9144-4.8: Part 8. Chronologies of Air Transport Events**

[Tables 1-6 contain short narrative descriptions of incidents or events; all other tables utilize a list type format. Many tables contain significant tabular data.]

1. Milestones and landmarks in U.S. air transport: 1903-72. (p. 473)

2. Statistical indicators and trends in U.S. air transport: 1910-72. (p. 500)

3. Major CAB actions: 1938-72. (p. 510)

4. Fares and rates in U.S. air transport: 1926-72. (p. 531)

5. Introduction of new aircraft types into U.S. airline service: 1914-72. (p. 546)

6. Legislation affecting U.S. air transport: 1915-72. (p. 555)

7. Domestic, and international and territorial flight equipment interchange agreements: 1938-72. (p. 561)

8. State and Federal aviation gasoline and jet fuel taxes (cents per gallon): 1919-72. (p. 562)

9. U.S. bilateral air-transport agreements with other nations: 1944-72. (p. 566)

10. Loans guaranteed for flight-equipment purchases, local service, helicopter, intra-Alaska, intra-Hawaii, and other carriers, by the CAB, 1958-1962; Dept of Commerce, 1963-1967; DOT, 1967-1972. (p. 568)

11. Mergers and acquisitions, certificated route air carriers: 1938-72. (p. 568)

12. Terminations of route certificates, certificated route air carriers: 1938-72. (p. 570)

13. Airline name changes certificated route air carriers: 1938-72. (p. 571)

14. Work stoppages arising from management-labor disputes, U.S. airlines: 1919-72. (p. 573)

15. Mandatory and voluntary groundings of U.S. airline aircraft: 1938-72. (p. 577)

16. Bombings aboard U.S. airline aircraft: 1938-72. (p. 578)

17. Aircraft piracy ("Hijackings") of U.S. airline aircraft: 1938-72. (p. 579)

18a-b. Members and composition of the CAB: 1938-72. (p. 590-591)

19a. Aircraft accidents, fatalities, and accident rates, U.S. certificated route and supplemental air carriers, systems operations, all services: 1949-72. (p. 592)

19b. Aircraft accidents and accident rates, U.S. certificated route air carriers, systems operations, scheduled passenger and cargo services: 1949-72. (p. 594)

19c-d. Aircraft accidents, fatalities, and fatality rates, U.S. certificated route air carriers, domestic and international operations, scheduled passenger services: 1938-72. (p. 595-596)

20a-c. Chronological summary of MAC minimum rates [foreign, logair, and quicktrans]. (p. 597-601)

20d. Minimum rates for individually ticketed or waybilled military transportation. (p. 602)

**9144-4.9: Part 9. Comparison of Air With Other Modes of Transportation**

[All charts listed below, except 1 and 2, are accompanied by an inset table presenting data from which the chart was derived. Flag of carrier is U.S. or foreign.]

**CHARTS**

1. Domestic intercity passenger travel market of common carriers: 1954-72. (p. 605)

2. Air and rail revenue passenger-miles, by class of service: 1954-72. (p. 606)

3a. Air and sea passengers traveling between the U.S. and the rest of the world, U.S.-flag and foreign-flag carriers combined, by mode of transportation: 1947-72. (p. 607)

3b-c. Air and sea passengers combined (and separately) traveling between the U.S. and the rest of the world by flag of carrier and mode of transportation: 1947-72. (p. 608-609)

4a. Air and sea passengers traveling between the U.S. and Europe, U.S.-flag and foreign-flag carriers combined, by mode of transportation: 1949-72. (p. 610)

4b-c. Air and sea passengers combined (and separately) traveling between U.S. and Europe, by flag of carrier and mode of transportation: 1952-72. (p. 611-612)

**TABLES**

1. Volume and percentage distribution of intercity freight traffic, public and private, by mode of transportation: 1939-72. (p. 613)

**9144-7 SALE OF TURBOFANS/TURBOJET AIRCRAFT For the Five Year Period Ended June 30, 1974**

Annual. Oct. 22, 1974.

5 p. no paging. † ASI/MF

Annual report on the number and cost of turbofan and turbojet aircraft sold by U.S. air carriers to U.S. and foreign air carriers and other organizations, FY70-74. Contains 4 tables, listed below.

**TABLES:**

[All tables show number, total and depreciated cost, realization value, and gain (or loss) for turbofans and turbojets sold by U.S. certificated route and supplemental carriers, for the period FY70-74. Tables also show breakdowns by 4-engine turbojets and 2-, 3-, and 4-engine turbofans.]

1. Sales by quarter. (1 p.)
2. Sales by [individual] seller. (1 p.)
3. Sales by aircraft type [make and model, including average years in service]. (1 p.)
4. Sales by purchaser [individual U.S. and foreign scheduled and nonscheduled carriers, aircraft manufacturers and leasing corporations, and miscellaneous other organizations]. (2 p.)

**9144-8 SUMMARY OF AIRLINE TAXES, 1973**

Annual. Aug. 8, 1974.

4 p. no paging. † ASI/MF

Annual report presenting data on U.S. and foreign taxes paid by U.S. certificated route carriers, by carrier group and type of tax, 1969-73. Data are derived from carriers' reports on CAB Form 41. Contains 3 tables, listed below.

**TABLES:**

["Classifications of Tax" are property, franchise, fuel, lubricating oil, gross receipts, normal income tax plus surtax, capital, payroll, sales and use, license and other fees, and other; by U.S. and foreign. "Carrier groups" are trunks, local service, all-cargo, and other.]

1. Summary of airline taxes by classification of tax and carrier group, 1973.
2. Summary of airline taxes by classification of tax, annually 1969-73.
3. Summary of airline income taxes [7 items] for [31 individual] certificated route carriers, 1973.

**9144-11 RECENT TRENDS IN AIRLINE UNIT COSTS, 1970-JUNE 1974**

Annual. Sept. 30, 1974.

7+A2 p. † ASI/MF

Annual report presenting data on trends in unit operating revenues and expenses of the domestic operations of domestic trunk airlines, quarterly and annually 1970-June 1974. Data are derived from carriers' reports on CAB Form 41. Contains 4 tables, listed below.

The 1973 annual report (see ASI Annual under this number) included data on both domestic and international trunk operations and covered 1957-73.

**TABLES:**

[All tables show data by quarter and for each 12 month period ending in a quarter, for 1970-June 1974. "Operating expense" is broken down by aircraft operating; and servicing, sales, and general.]

1. Unit operating revenues and expenses per overall revenue ton-mile.
2. Unit operating expenses per overall available ton-mile.
3. Financial and traffic growth rates [change over previous year for operating revenue, expense, and profit; and overall revenue and available ton-miles] and overall ton load factors.
4. Miscellaneous operational percentages.

**9144-12 RECENT TRENDS IN AIRLINE COST ELEMENTS, 1969-1973**

Annual. Nov. 5, 1974.  
 9+A1 p. † ASI/MF

Second annual report presenting data on trends in airline cost elements for domestic and international trunk, and local service operations, 1969-73. Data are compiled from carriers' reports on CAB Form 41. Contains 12 tables, described below.

The first annual report (see ASI 1974 Annual under this number) contained more detailed data and covered 1957-72; however, it included data on domestic trunk operations only.

**TABLES:**

[Tables show operating expenses and percentage distribution of operating expenses by:

- a. Functional groupings: 11 items of aircraft operating expense, and 14 items of servicing, sales, and general operating expense.
- b. Objective groupings: 11 items of salaries and related fringe benefits, 11 items of materials and service purchased, and 5 miscellaneous cost items.

Data are shown annually, 1969-73.]

- 1-4. Domestic trunk operations.
- 5-8. Local service operations.
- 9-12. International trunk operations.

**9144-13 AIRCRAFT OPERATING COST AND PERFORMANCE REPORT, 1972-73**

Annual. June 1974.  
 viii+106 p. •Item 177-A-1.  
 GPO \$2.65. ASI/MF  
 S/N 0306-00060. C31.259:8.

Annual report presenting data on operating expenses, performance, and characteristics of all aircraft types operated by U.S. certificated route air carriers, for 1972-73. Data are gathered through carriers' reports on CAB Form 41.

Contents: narrative introduction (p. iii-viii); 3 tables listed below (p. 1-80); and an appendix (p. 85-106) including:

- a. List of carriers and equipment types, aircraft depreciation rates, and methodology. (p. 85-98)
- b. Table with cost and performance data on supplemental carriers. (p. 99-103)
- c. Glossary. (p. 105-106)

The same data in less detail, for fiscal years, is covered in a separate annual report. Also, annual revisions of cost and performance data on supplemental air carriers for fiscal years are covered in *Turbine Aircraft Operating Cost and Performance Report: U.S. Supplemental Air Carriers*. Both publications are available from CAB upon request.

**TABLES:**

[Each table shows:

- a. Cost of flying operations, maintenance, and depreciation per block hour and total operating cost per various measures of operation: 21 items.
  - b. Aircraft utilization, capacity, speed, productivity, fuel use and cost, and traffic: 22 items.
- All data are shown by:

- a. Domestic or international and territorial operation.
- b. "Carrier group": domestic trunkline, local service carriers, helicopter carriers, intra-Alaska, intra-Hawaii, other passenger/cargo, and all-cargo.
- c. Cabin configuration, "equipment group" (general aircraft types), and "equipment type" (specific company models).

Data are for 1972 and 1973.]

- I. Equipment group by carrier group. (p. 1)
- II. Equipment type by carrier group. (p. 11)
- III. Equipment type by individual carrier. (p. 33)

**9144-15 SECURITY INTEREST AND COMPENSATION OF CARRIER OFFICERS AND DIRECTORS, As of Dec. 31, 1973**

Annual. June 21, 1974.  
 4+A2 p. no paging. †  
 ASI/MF

Annual report consisting of 3 tables (3 p.) on salaries, and stock and security holdings of the officers and directors of the 44 certificated route and supplemental air carriers, during 1973. Also ranks 25 top paid airline executives. Data are derived from carriers reports on CAB Form 41.

**TABLES:**

[Tables 1-2 show data for each of 44 individual carriers, arranged by carrier group.]

1. Security interest of carrier officers and directors as of Dec. 31, 1973 [shows number of shares of common and preferred stock; number and value of debt securities; and percent of total issued].
2. Compensation paid to carrier officers and directors during 1973 [number of principal and remaining officers; total compensation paid to each group; and compensation as a percent of total operating expenses].
3. Top 25 officers and directors in terms of compensation during 1973 [name, title, carrier, salary, bonus, payment deferred, and compensation per million dollars of carrier operating revenue].

**9144-16 AIR CARRIER INDEBTEDNESS AND MAJOR HOLDERS OF DEBT, As of Dec. 31, 1973**  
 Annual. May 21, 1974.  
 7+A2 p. no paging. †  
 ASI/MF

Annual report consisting of 5 tables (7 p.) on airline indebtedness and major holders of airline debt, by individual carrier, as of Dec. 31, 1973. Data are derived from carriers' reports on CAB Form 41.

**TABLES:**

[All tables (except table 3) show data by individual carrier for trunks, local service, all cargo, and supplemental carriers. Tables 4-5 also show individual carrier data for other certificated carriers.

"Holding groups" are insurance companies, banks, airline suppliers, other identified holders, and unidentified holders. All data are as of Dec. 31, 1973.]

1. Air carrier indebtedness (long and short term) by major [individual corporate] lenders.
2. Percent of individual carriers debt held by various holding groups.
3. Top 25 [corporate] holders of long and short term debt [total value, percent of total debt, and number of carriers debt held].
4. Major [corporate] holder of individual carrier's debt [amount held and percent of total carrier debt].
5. Importance of convertible debt [shows value of convertible debt and relation to equity and total debt].

---

**9148**  
**CIVIL AERONAUTICS BOARD**  
 Special and  
 Irregular Publications
 

---

**9148-19** CITIZEN AND ALIEN  
 ★ PARTICIPATION IN U.S.  
 INTERNATIONAL AIR  
 TRAVEL, 1964-73 and First  
 Half of 1974  
 Dec. 1974. 13 p. †  
 ASI/MF

Narrative report comparing U.S. citizen and alien air passenger departures from the U.S. to selected other nations and world areas, annually 1964-73 and the first half of 1974. Data are derived from U.S. Immigration and Naturalization Service monthly published data (see ASI 1974 Annual, 6262-1).

Contents: narrative, with 7 charts (p. 1-10); and an appendix with 5 tables showing departures for both citizens and aliens to Israel, Africa, Europe, transpacific regions, Oceania, Caribbean area, Mexico, Central America, and South America (p. 12-13).

This report updates a similar report which covered 1963-72 and the first half of 1973 (see ASI 1974 Annual under this number).

---

**9164**  
**CONSUMER PRODUCT**  
**SAFETY COMMISSION**  
 Annuals and Biennials
 

---

**9164-1** FISCAL YEAR 1974  
 TABULATION OF DATA  
 FROM NATIONAL  
 ELECTRONIC INJURY  
 SURVEILLANCE SYSTEM  
 (NEISS)  
 Annual. 1974. 29 p. †  
 ASI/MF

Annual report for FY74 on accidents associated with consumer products used in and around the home and in recreational and institutional environments. Report is based on data from the National Electronic Injury Surveillance System (NEISS), which receives monthly reports from a sample of hospital emergency rooms.

Contents: extended table containing detailed listing of products, grouped under 18 product type headings, and listed by accident frequency rank. Total number of accidents and severity index ratings are given for each product.

Similar, but less detailed data, is published monthly in the *NEISS News* (see ASI 1974 Annual and all Supplements except 1 and 4, 9162-1).

**9164-2** CONSUMER PRODUCT  
 SAFETY COMMISSION,  
 Annual Report, FY74  
 Annual. Oct. 1974. 114 p.  
 † ASI/MF

Second annual report of the Consumer Product Safety Commission on its activities in FY74 under the Consumer Product Safety Act, the Flammable Fabrics Act, the Federal Hazardous Substances Act, and the Poison Prevention Packaging Act. Appendices include injury analysis of accidents involving flammable fabrics.

Contents: 12 narrative chapters, with tables and lists, as follows:

- 1-2. Organization and injury data collection, including summary of FY74 data from National Electronic Injury Surveillance System (NEISS). (p. 3-12)
- 3-4. Regulations proposed under each act; petitions received, with current status; includes 6 tables. (p. 13-22)
5. Possible substantial hazard reports, with name of company, product, possible defect, initial notification date, action, and progress. (p. 23-37)
- 6-12. Compliance testing, with 3 tables; litigation, technical investigations and contracts, consumer information programs, with 3 tables; work with State and voluntary agencies, with 1 table; list of advisory committees. (p. 39-62)

Appendices (p. 65-114) include:

App. B. Analysis of flammable fabric data through FY74: includes 12 tables showing extent of burns, disposition of case, activity of person involved, ignition source, time and place of accident, and fabric items involved. Most data are also by age and sex. (p. 69-88)

App. C. Index to regulations, by product. (p. 91-98)

Appendix B replaces the annual report *Flammable Fabrics*, formerly published by FDA (see ASI 1974 Annual, 4064-1.)



**9166**  
**CONSUMER PRODUCT**  
**SAFETY COMMISSION**  
 Publications  
 in Series

**9166-3 HAZARD ANALYSES**  
 ★ † For individual bibliographic data, see below. ASI/MF

Series of reports analyzing injuries involving (but not necessarily caused by) various consumer products. Data are from the National Electronic Injury Surveillance System (NEISS) which receives reports from a national sample of hospital emergency rooms; in-depth investigations of injury cases; and various published Government and private reports and articles.

General format of reports: narrative report with summary charts and tables; statistical appendices showing injuries by age, sex, diagnoses, and body part affected; and summaries of in-depth investigations. For listing of previous reports, see ASI 1974 Supplement 11 under this number.

**9166-3.12: Football: Activity and Related Equipment (1211)**  
 [Dec. 1974. 21+13 p. NIIC 1211-74 H010.]  
 Covers calendar year 1973.

**9166-3.13: Mini-Bike Related Injuries (1263)**  
 [No. 1974. 21+13 p. NIIC 1263-74-1011.]  
 Covers calendar year 1973.

**9166-3.14: Injuries Related to Appliance Cords, Extension Cords and Replacement Wire (0621)**  
 [Nov. 1974. 12+17 p. NIIC 0621-74 1012.]  
 Covers FY73 data.

**9168**  
**CONSUMER PRODUCT**  
**SAFETY COMMISSION**  
 Special and  
 Irregular Publications

**9168-2 NEISS PRODUCT CODE LISTING**  
 ★ July 1974. 36 p. †  
 ASI/MF

Listing of consumer products in 23 product groups, with code number as in the National Electronic Injury Surveillance System (NEISS) Coding Manual. Listing is designed for use with *NEISS News* data tables (see ASI 1974 Annual and Supplements, 9162-1).

**9188**  
**ENVIRONMENTAL**  
**PROTECTION AGENCY:**  
**GENERAL**  
 Special and  
 Irregular Publications

**9188-4 ASSESSMENT OF THE POTENTIAL OF CLEAN FUELS AND ENERGY TECHNOLOGY**  
 ★ Feb. 1974. vii+184 p.  
 EPA-600/2-74-001.  
 ●Item 431-I-12. GPO \$2.60.  
 ASI/MF  
 EPI.23/2:600/2-74-001.

By Elton Hall et al. Study assessing potential of developing technologies, in conjunction with use of naturally clean fuels, to reduce fuel combustion air emissions from stationary sources and maintain air quality levels to year 2000. Includes projections of total emissions and effect on air quality, and recommendations for R&D priorities.

Contents:

- a. Conclusions, recommendations, and introduction. (p. 1-11)
- b. Projected total emissions under 3 scenarios with identical fuel consumption but differences in clean fuel allocations and technology used; includes 27 tables. (p. 12-56)
- c. Estimated air quality impact of projected emissions from different sources, using Indianapolis Air Quality Control Region (AQCR) as an example in 2 scenarios; includes 4 tables. (p. 57-70)
- d. Weighted assessments of various emission technologies by 6 basic criteria, and recommendations for optimum technology usages; includes 4 charts and 2 tables. (p. 71-97)
- e. References. (p. 98-99)
- f. 2 appendices with 33 tables presenting emission data for selected modules and 10 tables with calculations used in predicting Indianapolis AQCR air quality. (p. 100-184)

## 9208 ENVIRONMENTAL PROTECTION AGENCY: WATER

Special and  
Irregular Publications

### 9208-35 PESTICIDES IN THE ★ ILLINOIS WATERS OF LAKE MICHIGAN

Jan. 1974. vii+55 p.  
EPA-660/3-74-002.  
●Item 431-I-11. GPO \$1.25.  
ASI/MF  
EP1.23:660/3-74-002.

By Robert A. Schacht. Study to determine pesticides levels in Lake Michigan fish, sediments, and water; and water from Illinois streams and sewage plants tributary to Lake Michigan. Data are derived from analysis of samples obtained in 1970-72.

Contents: conclusions, recommendations, and detailed narrative report of findings, with 2 maps and 8 tables showing levels of each pesticide in each sample (p. 1-35); and 2 appendices on laboratory and field sampling methods (p. 45-55).

### 9208-36 REPORT TO CONGRESS ON ★ WATER POLLUTION CONTROL MANPOWER DEVELOPMENT AND TRAINING ACTIVITIES

Dec. 31, 1973. ii+91 p. †  
ASI/MF

Report to Congress on actions taken by EPA in training water pollution control manpower, as required by P.L. 92-500, the Water Pollution Control Act Amendments of 1972; includes estimates of future manpower needs and plans for improving training programs.

Contents:

- a. Discussion of impact of P.L. 92-500 on manpower needs and EPA training activities; summary of data from Report 92-36 on FY71 water quality manpower and projected FY76 manpower and training requirements, with 5 tables. (p. 1-17)
- b. Examination of changes in requirements and EPA training responsibilities as result of P.L. 92-500, with numerous text statistics. (p. 18-40)
- c. Review of water pollution control training programs involving EPA; with data, generally for FY71-74, on number of trainees in, and amount spent on, professional training, research fellowships, technical training and undergraduate scholarships, direct training by EPA, 5 interagency programs, and 2 programs in cooperation with States; includes 7 tables, and numerous text statistics. (p. 41-91)

This report supplements EPA Report to Congress, No. 92-36, Mar. 1972 (for description, see ASI 1974 Annual, 21648-3).

### 9208-37 ESTIMATING WATER ★ QUALITY BENEFITS

Aug. 1974. iii+82 p.  
EPA 600/5-74-014.  
●Item 431-I-19. GPO \$1.50.  
ASI/MF  
EP1.23/3:600/5-74-104.

By David L. Jordening. Critical review of published studies on the damages resulting from water pollution and the benefits of improving water quality. Report focuses on the scope and methodology of the studies reviewed. Specific water properties and pollutants are covered within the following use categories: recreation, esthetics, property values, and ecology.

Includes 11 tables and 9 appendix tables indexing the studies or presenting selected findings; and 134 references (p. 56-67, 82).

## 9218 ENVIRONMENTAL PROTECTION AGENCY: SOLID WASTE

Special and  
Irregular Publications

### 9218-15 PRIVATE SECTOR IN SOLID ★ WASTE MANAGEMENT

1973. viii+230 p. var. paging.  
SW-51d.1. ●Item 431-I-7. †  
ASI/MF EP1.17:51d.1.

Report presenting detailed statistics on the collection of solid wastes by private contractors in the U.S. Data were collected by personal interview of a national sample of contractors, Sept. 1970-May 1971.

Contains summary and highlights, with 5 charts and 13 tables (p. 1.1-1.19); detailed methodology for sample design, interview techniques, and data analysis (p. 2.1-2.78); and 5 chapters presenting narrative commentary and tabulations of data, cross-tabulated by company size, region, and SMSA population size, as follows:

- a. Volume of waste: 16 tables show customer market shares by company size, for residential, commercial, and industrial markets. (p. 3.1-3.18)
- b. Customers: 31 tables show tons collected per day, by size of contractor, for 3 categories of residential customers, and commercial and industrial customers; types of waste collected; and extent of service (curb pick-up and frequency). (p. 4.1-4.26)
- c. Equipment and manpower: 42 tables show distribution of truck types, by contractor size, collection type mix, and waste volume; manpower, by contractor size and truck mix; and use of special equipment such as compactors and stationary containers. (p. 5.1-5.41)
- d. Contractual arrangements: 26 tables show extent of direct contracting and government franchising, by contractor size, collection volume, and customer mix. (p. 6.1-6.22)
- e. Business structure: 13 tables cover characteristics of companies owned as proprietorships, partnerships, and corporations; age distributions of companies; and extent to which companies are subsidiaries or are engaged in related business such as land development or salvage. (p. 7.1-7.9)

Reference is made, in this report, to another volume containing base tables used in the analysis; that volume has not been issued.

### 9218-17 SOLID WASTE TRANSFER ★ STATIONS: A State-of-the-Art Report on Systems Incorporating Highway Transportation

1973. ix+160 p. SW-99.  
●Item 431-I-7. † ASI/MF  
EP1.17:99.

By Tobias A. Hegdahl. Report on trends in design, operation, and economics of truck-to-truck solid waste disposal systems used in urban areas to transfer route collection vehicle loads onto bulk haulers for out-of-city disposal. Examines existing systems in selected areas.

Contents:

- a. Background on use, equipment, and operations of transfer systems in U.S.; existing locations; costs relative to direct haul; and transfer systems; includes 7 tables and 9 charts and illustrations. (p. 1-26)
- b. Factors in selecting transfer system site; and description of 5 system types including advantages and disadvantages of each; includes 1 table on maximum motor vehicle measurements for each State and 40 charts and illustrations. (p. 27-81)
- c. Costs of building and operating transfer stations, based on data gathered in visits to selected stations; includes 4 tables. (p. 82-95)
- d. Bibliography. (p. 96-103)
- e. 6 appendices on: location and characteristics of transfer stations in U.S.; list of equipment manufacturers; a cost accounting system for transfer station operations; specifications for stationary compactors and enclosed transfer trailers; descriptions of sites visited; and comparison of 2 large-volume stations. (p. 104-160)

**9218-18 HOSPITAL WASTES**  
 36 p. SW-129.  
 ●Item 431-I-7.  
 GPO, price not given.  
 ASI/MF EPI.17:129.

Summary of 3 studies conducted from 1966-71 on kinds and amounts of wastes hospitals discard and how the wastes are handled and disposed of; includes suggestions for improving hospital waste management. Narrative report includes text statistics, 5 charts, and complete bibliographic data on the 3 studies.

**9232 ENVIRONMENTAL PROTECTION AGENCY: PESTICIDES, RADIATION, AND HAZARDOUS MATERIALS**  
 Current Periodicals

**9232-1 RADIATION DATA AND REPORTS**  
 ★  
 Monthly. Approx. 50 p.  
 RDDRA 4 15(nos.)  
 ●Item 498-B.  
 GPO: \$13.45 per yr.; single copy \$1.20. ASI/MF EP6.9:(v.nos.&nos.) 2525(74). 63-1122.

Monthly publication presenting data and interpretive reports from continuing radiation monitoring programs of Federal, State, and foreign governmental agencies and other organizations. Described below are interpretive reports appearing in Oct. issue. For description of regularly appearing data features and previous interpretive reports, see ASI 1974 Annual and Supplements under this number.

**INTERPRETIVE REPORTS:**

**OCTOBER 1974**

**9232-1.316: Environmental Monitoring and Disposal of Radioactive Wastes from U.S. Naval Nuclear-Powered Ships and Their Support Facilities, 1973**

By M. E. Miles et al (p. 625-646). Total radioactivity from 107 ships in 9 shipyards, 11 tenders and 2 submarine bases; 5 tables cover 1969-73.

**9232-1.317: Radionuclides in Foods: Monitoring Program**

By R. E. Simpson et al (p. 647-656). Report on amounts of radionuclides found in FY73 in samples of foods in eight composite food categories in 8 cities and in imported foods in 13 cities; narrative report with 10 tables, and 1 appendix table giving total diet market basket shopping list based on 1965 data.

**9244 EQUAL EMPLOYMENT OPPORTUNITY COMMISSION**  
 Annuals and Biennials

**9244-2 EMPLOYMENT PROFILES OF MINORITIES AND WOMEN IN 20 LARGE SMSA'S, 1972**  
 Annual. July 1974.  
 viii+193 p.+errata sheet.  
 EEOC Res. Rpt. 43.  
 ●Item 1059-A-1. GPO \$2.25.  
 ASI/MF S/N 5203-00039.  
 Y3.Eq2:11/974-43.

Annual report analyzing minority and women's employment in 20 large SMSA's during 1972 and changes since 1970. Based on official reports filed by companies employing 100 or more workers, as required by Title VII of the 1964 Civil Rights Act. Text also includes demographic data, median years of schooling, and median incomes for selected groups compared with Anglo males in each SMSA.

Contents: introduction (p. iii); definitions (p. vii); U.S. summary with 7 tables (p. 1-8); and narrative report for each SMSA, listed below, followed by 4-7 tables, listed below, and 2-4 charts. (p. 9-193)

**SMSA's:**

- Atlanta, Ga. (p. 9)
- Baltimore, Md. (p. 17)
- Boston, Mass. (p. 25)
- Chicago, Ill. (p. 33)
- Cleveland, Ohio (p. 43)
- Dallas, Tex. (p. 51)
- Denver, Colo. (p. 61)
- Detroit, Mich. (p. 71)
- Houston, Tex. (p. 79)
- Los Angeles-Long Beach, Calif. (p. 89)
- Memphis, Tenn.-Ark. (p. 101)
- Miami, Fla. (p. 109)
- Newark, N.J. (p. 119)
- New Orleans, La. (p. 129)
- New York City (p. 139). One table (p. 137) is miscollated.
- Philadelphia, Pa.-N.J. (p. 149)
- St. Louis, Mo.-Ill. (p. 157)
- San Francisco-Oakland, Calif. (p. 165)
- Seattle-Everett, Wash. (p. 177)
- Washington, D.C.-Md.-Va. (p. 187)

**TABLES:**

[Occupational categories include 5 white- and 3 blue-collar categories and service workers.

Data on Spanish surnamed Americans, including an additional table similar to table 2, are shown for Chicago, Dallas, Denver, Houston, Los Angeles, Miami, Newark, New York, and San Francisco.

Data on Asian Americans and American Indians, including additional tables similar to table 2, are shown for Los Angeles, San Francisco, and Seattle.]

[1] Occupational distribution of workers, 1972 [for Anglo males, minority males, Anglo

females, and minority females, percentage of each group holding jobs in 9 occupational categories].

[2] Participation rates and occupational distribution of black employees, 1970-72 [total number of employees, percent of jobs held by blacks, and distribution of blacks holding jobs, by occupational category and year].

[3] Participation rates and occupational distributions of female employees, 1970-72.

[4] Participation of females and minorities in the top 10 industries [number of employees, percent of jobs held by females, blacks, Spanish surnamed Americans, Asian Americans, and American Indians, by occupational category for each of the 10 industries having the greatest number of employees].

---

**9262**  
**FARM CREDIT**  
**ADMINISTRATION**  
Current Periodicals

---

**9262-1 FARM CREDIT FACTS, FY74**  
Semiannual. Oct. 1974.  
2 p. no paging.  
FCA Circ. 49. † ASI/MF  
FCA1.4:49/974-2.

Semiannual report by the Farm Credit Administration covering FY74 operations of all Farm Credit Banks and Assns, including: net worth; value of capital investment; accumulated savings; value of all outstanding loans, including loans to farmers; average interest charge; and value and average cost of bonds outstanding.

Contains a brief narrative summary; and 1 table, described above, for each of the following systems: banks for cooperatives, Federal Land Banks, and Production Credit Assn, and Federal Intermediate Credit Banks. Tables show values for June 30, 1974 and 1973 and include annual percent changes.

For annual data on loans outstanding by State, see *Loans and Discounts of Farm Credit Banks and Associations* (ASI 1974 Annual, 9264-1).

---

**9264**  
**FARM CREDIT**  
**ADMINISTRATION**  
Annuals and Biennials

---

**9264-4 NONREAL ESTATE FARM DEBT, 1974**  
Annual. Nov. 1974.  
12 p. no paging. Stat. Bull. 9.  
† ASI/MF FCA1.3/2:9.

Annual report showing amount of nonreal estate farm debt outstanding, by commercial banks and other institutional lenders, selected years 1910-74. Data are primarily from USDA and FDIC records.

Contents: narrative summary (2 p.); 3 charts; and 10 tables, listed below (10 p.).

**TABLES:**

[Institutional lenders include Farmers Home Administration, merchants and dealers, commercial banks, production credit assns, and Federal intermediate credit banks lending to other credit institutions.

Districts refer to the 12 Farm Credit System districts. All data refer to Jan. 1 of the given year.]

1. Estimated total amount of nonreal estate farm debt outstanding, U.S., 1910-74 [every 5 years 1910-50, yearly thereafter].
2. Assets and nonreal estate farm loans held by insured commercial banks, 1973-74 [nonmembers and members, Federal Reserve System].
3. Amount of annual change in outstanding nonreal estate farm debt, by lender, 1965-73.
4. Percentage change in nonreal estate farm debt held by institutional lenders, by district, 1973-74.
- 5-6. Amounts of nonreal estate farm loans held by institutional lenders, by State, 1974 and 1973.
7. Percentage distribution of nonreal estate farm loans held by institutional lenders, by State, 1973-74.
8. Percent of total institutional nonreal estate debt held by production credit assns, 1950-74 [selected years].
9. Non-Federal Reserve member insured commercial banks: number of banks and amount of nonreal estate farm loans held.
10. Estimated total farm debt outstanding, 1910-74 [every 5 years 1910-50, yearly thereafter].

**9284  
FEDERAL COMMUNICATIONS  
COMMISSION  
Annals and Biennials**

**9284-2 TV BROADCAST FINANCIAL  
DATA, 1973**

Annual. Aug. 28, 1974.  
52 p. no paging. † ASI/MF

Annual report, for 1973, tabulating time sales, advertising revenues, expenses, employment, and other financial data, for TV networks and stations. Data are compiled from reports filed by networks and stations with the FCC.

Report contains 29 tables, listed below.

Similar TV broadcast financial data are also reported in the *FCC Annual Report* (for description of the FY73 report, see ASI 1974 Supplement 10 under 9284-4).

**TABLES:**

**9284-2.1: Revenues, Expenses, Profits, and Losses**

[Data are for 1973, unless otherwise noted. In tables 2, 3, 7, 10, 13, and 14, stations are classified as network owned or independent, and as UHF or VHF.]

- 1a. Gross advertising revenues [by network, national, or local spot; industry totals], 1963-73. (1 p.)
- 1b. Broadcast revenues, expenses and income [industry totals], 1963-73. (1 p.)
2. Broadcast revenues, expenses, and income of TV networks and stations, 1972-73. (1 p.)
- 2a. Revenues, CC expenses and income of independent TV stations, 1970-73. (1 p.)
3. Broadcast financial data of 3 national TV networks and 692 stations. (1 p.)
4. Commercial TV stations [VHF, UHF, total] in operation. (1 p.)
5. Revenue and expense items for all TV stations reporting. (2 p.)
- 5a. Revenue and expense items for UHF network affiliated TV stations. (2 p.)
- 5b. Revenue and expense items for UHF independent TV stations. (2 p.)
- 5c. Revenue and expense items for VHF network affiliated TV stations. (2 p.)
- 5d. Revenue and expense items for VHF independent television stations. (2 p.)
6. Revenue and expense items of 3 national TV networks. (2 p.)
7. Number of TV stations reporting profit or loss, by amount of profit or loss. (1 p.)
8. Number of VHF stations reporting profit or loss, by volume of broadcast revenues. (1 p.)
9. Number of UHF stations reporting profit or loss, by volume of broadcast revenues. (1 p.)
10. Broadcast expenses of 3 networks and TV stations. (1 p.)
11. Principal expense items of VHF TV stations with time sales of \$25,000 or more, classified by volume of revenues. (1 p.)
12. Principal expense items of UHF TV stations with time sales of \$25,000 or more, classified by volume of revenues. (1 p.)

13. Investment in tangible broadcast property of TV networks and 666 TV stations as of Dec. 31, 1973. (1 p.)
14. Total employment for networks and 666 TV stations, as of Dec. 31, 1973. (1 p.)
15. Number of TV stations reporting payments to proprietors, partners, or stockholders. (1 p.)
16. Relationship of TV station losses to reported payments to proprietors, partners, and stockholders, and to reported depreciation expense. (1 p.)

**9284-2.2: Individual Market Data**

17. Individual TV market data [number of stations; advertising revenue, national and local; broadcast revenues, expenses, and income; for 295 TV markets]. (7 p.)
18. Total broadcast revenues and value of trade outs and barter transactions by market. (6 p.)

**9284-2.3: Small Market Stations**

19. Revenue and expense items for TV stations outside 100 major markets. (3 p.)
20. "Small market" TV stations: revenues, expenses, and income, 1970-73. (1 p.)
21. Number of small market TV stations reporting profit or loss by amount of profit or loss. (1 p.)
22. Number of small market VHF TV stations reporting profit or loss, by volume of broadcast revenues. (1 p.)
23. Number of small market UHF TV stations reporting profit or loss by volume of broadcast revenues. (1 p.)

**9302  
FEDERAL ENERGY  
ADMINISTRATION  
Current Periodicals**

**9302-1 PETROLEUM SITUATION  
REPORT**  
Weekly. Approx. 2 p. †  
ASI/MF

Weekly summary report on U.S. petroleum industry operations and activity. Contains brief analysis of highlights, and 4 charts and 2 tables. Tables show production, imports, apparent demand, and stocks of crude oil, motor gasoline, jet fuels, distillate and residual fuel oil for the week of cover date and the previous week. Data include comparisons to the same weeks of the previous year and 4 week averages, current and previous year.

During Nov. report was published biweekly.

A weekly statistical report containing production and import data by PAD district is also published (see ASI 1974 Supplement 6, 9302-2).

This abstract replaces previous abstracts appearing under this number.

9304-5

## 9304 FEDERAL ENERGY ADMINISTRATION

### Annuals and Biennials

9304-5 FEDERAL ENERGY  
★ MANAGEMENT PROGRAM,  
FY74  
Annual. Nov. 1974.  
31+A24 p. ASI/MF

First annual report on energy saved within Federal Government during FY74, in response to a Presidential Order of June 29, 1973, setting a 7% fuel reduction goal. Data are based on quarterly reports from the 11 cabinet depts and NASA, GSA, VA, AEC, and EPA; all data are shown for each agency.

Contents: narrative report outlining agency programs and accomplishments (p. 1-30); appendices with 2 charts and 5 tables, listed below, and summary sheets on energy consumption, described below (p. A-8 to A-24).

#### TABLES:

- I. Energy conservation performance by agencies, FY74. (p. A-1)
  - II. Summary: energy conservation in vehicles and equipment operations, BTU's saved by quarter, FY74. (p. A-4)
  - III. Summary: energy conservation in buildings and facilities, BTU's saved by quarter, FY74. (p. A-5)
  - [IV] Energy conservation performance, 4th quarter, FY74. (p. A-5)
  - V. Summary: electrical energy conservation performance, Washington, D.C. Headquarters Buildings. (p. A-7)
- Summary sheets for each agency show FY73 and FY74 energy consumption levels, by type of fuel, for buildings and facilities, and vehicles and equipment operations.
- Current information is published quarterly in *Federal Energy Reduction Program* (see ASI 1974 Supplement 6, 9302-4).

## 9306 FEDERAL ENERGY ADMINISTRATION

### Publications in Series

9306-1 NATIONAL PETROLEUM  
★ SUPPLY AND DEMAND:  
Technical Reports  
† For individual bibliographic  
data, see below. ASI/MF

Series of reports documenting technical procedures and assumptions used by the FEA to forecast crude oil and petroleum product supply and demand for varying periods from July 1974.

Most historical data used in forecasts are from the Bureau of Mines *Monthly Petroleum Statement* (see ASI 1974 Annual, 5612-1.22), supplemented by industry trade assn and other published data.

General format of each report is a narrative description of forecasting procedures, including changes in methodology and data base from previous forecasts; monthly supply and demand forecasts at selected hypothetical demand levels; and explanation and presentation of computer data base files. Most product forecasts are made by Petroleum Administration for Defense (PAD) districts.

For description of previously received reports, see ASI 1974 Supplements 7 and 10 under this number.

#### 9306-1.5: National Petroleum Product Supply and Demand, Oct. 1974-75

[FEA Tech. Rpt. 74-5. Nov. 8, 1974. xii+187 p. S/N 4118-00035. \$2.65.]

Presents supply and demand forecasts for 8 petroleum products by PAD districts, monthly Oct.-Dec. 1974, and monthly and quarterly Jan.-Dec. 1975. Includes base case and high demand level forecasts, with selected comparisons of past forecasts to actual consumption.

Contents: executive summary with 3 tables (p. viii-xiii); introduction and explanation of forecasting procedures (p. 1-22); inventory and production forecasts by product and district (p. 23-32); supply-demand balance forecasts by product and district, and national shortfall summaries (p. 33-127).

An appendix (p. 131-187) shows the data file for the base case and high demand levels.

Report updates Technical Report 74-4 (for description see ASI 1974 Supplement 7, 9306-1.4).

## 9307 FEDERAL ENERGY ADMINISTRATION

### Project Independence

#### A NOTE ABOUT PROJECT INDEPENDENCE

Project Independence was initiated in Mar. 1974 to provide a comprehensive analysis of U.S. energy resources and facilities under certain assumed conditions through 1985. For description of full series and previously published volumes, see ASI 1974 Supplement 11, under this number. Facilities, manpower, transport, materials, and finance volumes are abstracted below.

9307-13 PROJECT INDEPENDENCE:  
★ FACILITIES  
Nov. 1974.  
v+583 p. var. paging.  
GPO \$6.40. ASI/MF

Task Force Report on requirements, constraints, and environmental effects of typical energy conversion and transport facilities, including current and projected capacities for selected facilities to 1990. Most projections are made by region for 2 energy strategies, business as usual and accelerated development.

Data are from private research or industry groups, including General Electric Co., under a contract to the FEA, and from the FPC and other Government agencies.

#### Contents:

- Chap. I-II. Narrative introduction and explanation of methodology and scope. (21 p.)
  - Chap. III-VII. Typical facility production specification data for oil refinery units, gas processing plant, deep draft ports, liquid gas terminal facilities, and electric power generation and delivery. (480 p.)
  - Chap. VIII. Current and projected possible capacities to 1990, by facility and region, including hydroelectric projects. (82 p.)
- Report statistical contents are described below.

#### 9307-13.1: Typical Facility Data

General format for each section is a technical description of the facility; capital, materials, and manpower requirements; construction and operations constraints; environmental considerations; and selected policy considerations for an accelerated development strategy. Statistical tables in each section are based on a business as usual strategy and include the following:

##### OIL REFINERIES

- a. Major costs and requirements for 2 refinery units; summary, and breakdowns for manpower and materials-equipment; 3 tables. (p. iii21-iii30)
- b. Ambient air quality standards in California, by pollutant, 1963-73; 1 table. (p. iii54)
- c. Petroleum refinery percent improvement in emissions 1960-74; and water effluent treatment annual costs; 3 tables. (p. iii56-iii68)

**DEEP WATER PORTS**

- d. Representative deep water port facilities, 3 coastal regions; and facility data summary, materials-equipment, and construction man-hours breakdowns; 6 tables. (p. v25-v40)
- e. Selected characteristics of 5 deep water port facilities, 3 coastal regions; construction costs, materials-equipment, and man-hours required by port; 6 tables. (p. v25-v40)
- f. Cost assumptions for selected material and equipment items; 1 table. (p. v43)

**TERMINAL FACILITIES**

- g. Worldwide registry of 9% nickel liquefied natural gas (LNG) storage tanks, by company and capacity; 1 table. (p. vi8)
- h. LNG terminal construction costs, material-equipment, and man-hour requirements; and cost data assumptions; 2 tables. (p. vi22-vi30)
- i. Liquefied petroleum gas (LPG) terminals, selected characteristics of present and planned terminals; and costs and cargo specifications of planned terminals at Philadelphia, Norfolk, and Houston; 4 tables. (p. vi64-vi67)

**FOSSIL FUEL ELECTRIC POWER PLANTS**

- j. Craft timing, by occupation and job-year, for selected plants, 1980-90; 7 tables. (p. vii89-vii95)
- k. Capacity estimates, 3 plant types, 1980-90; 1 table. (p. vii144)
- l. Cost estimates, 3 plant types, 1980-90; 11 tables. (p. vii145-vii153)
- m. Plant data specification sheets, by type of plant and region, 1980-90. (p. vii155-vii210)

**ELECTRIC POWER TRANSMISSION AND DISTRIBUTION**

- n. Total transmission and distribution data specifications, 2 energy strategies, 1974-90; and costs and requirements assumptions; 17 tables. (p. vii227-vii243)
- o. Overhead transmission circuit miles in service, 69 KV and above, 1957-83; and projected growth 1974-89; 2 tables. (p. vii251-vii252)

**9307-13.2: Current and Projected Capacities**

Includes the following:

- a. Gas processing capacity, by district and by plant, 1973-74; 2 tables. (p. viii3-viii7)
- b. Oil refineries; capacity by district and planned expansions by company and district, 1974; capacity and new refinery requirements for 2 energy strategies, 1977-90; 6 tables. (p. viii16-viii22)
- c. Installed electrical capacity by district and plant type, 1973-74, and planned additions, 1978-80; 3 tables. (p. viii26-viii28)
- d. Electric generating plant conversion potential from oil and gas to coal, by region; 1 table. (p. viii29)
- e. Hydroelectric power generation investment required for 2 energy strategy production levels, contiguous U.S. and Alaska, 1974-90; 2 tables. (p. viii39-viii40)

- f. Hydroelectric power developed, under construction, and planned, by region, type, and project, 1974; 5 tables. (p. viii41-viii48)
- g. Materials and manpower requirements for hydroelectric generation, by region, 2 energy strategies 1974-90; 11 tables. (p. viii49-viii68)

**9307-14 PROJECT INDEPENDENCE: LABOR REPORT**

★  
Nov. 1974. 187 p.  
GPO \$2.65. ASI/MF  
S/N 4118-00019.

Task Force Report estimating direct labor requirements of energy industries under 2 Project Independence energy strategies, business as usual and accelerated development, 1974-90. Includes data on energy related employment, 1960-73.

Requirements projections are considered preliminary, since they are based on preliminary resource task force data as well as historical employment data. Separate projections are made for construction personnel and for operations-maintenance personnel. Report also establishes 71 standard occupational categories for use throughout Project Independence series.

Contents: narrative chapters with interspersed tables, as outlined below.

- I. Introduction. (p. 1-13)
- II. Labor in the energy sector, 1960-73; with 8 tables, described below. (p. 14-35)
- III. Labor requirements for Project Independence, 1977-90; with 63 tables, described below. (p. 36-150)
- IV. Labor policy alternatives. (p. 151-162)
- V. Methodological appendix; with 1 table showing energy occupations as percentages of total employment, 1973 (p. 163-187).

**TABLES:****9307-14.1: Energy Sector Employment**

- a. All employment and construction employment, by occupation, 1973; and employment in energy related industries, 1960-73; 3 tables. (p. 15-19)
- b. Construction related to energy production, 1963-73; and construction employment by type of contract, and seasonal variations, 1960-73; 5 tables. (p. 27-33)

**9307-14.2: Labor Requirements**

Contains 1 table summarizing projected new facility energy production (p. 38); and for each energy industry a summary table of employment and production, selected years 1960-73, and construction and operations/maintenance labor requirements by occupation, selected years 1974-90, as follows:

- a. Coal mine, by region; 7 tables. (p. 43-56)
- b. Nuclear generating plants; 8 tables. (p. 62-69)
- c. Crude petroleum and natural gas exploration and extraction, production by region; 4 tables. (p. 75-81)
- d. Oil refineries; 6 tables. (p. 83-91)
- e. Gas processing plants; 7 tables. (p. 93-97)

- f. Oil shale; 5 tables. (p. 100-105)
- g. Synthetic fuels from coal; 4 tables. (p. 109-114)
- h. Fossil fuel electric power generation; 4 tables. (p. 117-123)
- i. Total Project Independence labor requirements, by industry sector; 5 tables. (p. 125-131)
- j. Engineering labor requirements 1977-90, and supply 1973-85; employment by industry 1972, and earned degrees 1970-85; 4 tables. (p. 134-138)
- k. Scientist requirements, for chemists, geologists/geophysicists, and physicists, 1973-90; 6 tables. (p. 141-146)
- l. Construction trades requirements, 1973-90; 1 table. (p. 148)

**9307-15 PROJECT INDEPENDENCE: ANALYSIS OF REQUIREMENTS AND CONSTRAINTS ON THE TRANSPORT OF ENERGY MATERIALS. VOL. 1**

★

Nov. 1974. 325+A56 p.  
GPO \$4.50. ASI/MF  
S/N 4118-00025.

Vol. I of transport task force analysis of regional energy materials movement, estimating amounts of coal, oil, and gas produced by supply region, and consumed by demand regions and electric utility districts. Includes projected incremental energy material region-to-region movements by railroad, waterway, pipeline, and truck, 1977-90.

Projections are made for 2 FEA production cases: low production-high imports; and high production-low imports. These cases are based on selected industry and task force preliminary data. Documentation and data base methodology are presented in Vol. II (see 9307-16, below).

Contents: chapters I-IX and Appendix, as follows:

- I. Summary and introduction. (23 p.)
- II. Description of 12 possible energy strategies, and characteristics of 1970-71 transport of energy materials; 1 table. (51 p.)
- III. Methodology description; with 17 tables showing projected incremental supply-demand flows of coal, oil, and gas by region, transport mode, and FEA production case, 1985. (38 p.)
- IV. Rail transport of coal; equipment and manpower requirements by region, equipment category, and incremental flows of high and low sulfur content coal, 1972 and projected to 1985; 51 tables. (73 p.)
- V. Waterways transport of coal; equipment and investment requirements, for incremental flows of high and low sulfur content coal, by region and waterway, 1985; 25 tables. (50 p.)
- VI. Oil and gas pipelines; incremental flows, required capacity additions, equipment and investment requirements by commodity and region, including Alaska, 1972 and 1985; 9 tables. (21 p.)
- VII[1]. Coal slurry pipelines, incremental flows; investment, material, and construction labor requirements, and amounts of rail equipment freed, by selected production levels and regions, 1985; 12 tables. (26 p.)

VII[2]. Coal movements by truck; by origin and destination regions and States, 1972; 3 tables. (14 p.)

VIII. Overall energy flows and requirements; by transport mode and region, 1985; 6 tables. (11 p.)

IX. Energy policy options by transport category. (18 p.)

App. A. Explanation of data base (p. A1-A4); and 48 tables showing FEA low case (p. A7-A30) and high case (p. A33-A56) aggregate supply, allocation, production, percent of consumption, and new facilities required, by supply region, 1977-90.

**9307-16 PROJECT INDEPENDENCE:  
★ INPUTS TO THE PROJECT  
INDEPENDENCE  
EVALUATION SYSTEM  
INTEGRATION MODEL FOR  
THE TRANSPORT OF  
ENERGY MATERIALS. Vol. 2  
Nov. 1974.  
iv+222 p. var. paging.  
GPO \$3.00. ASI/MF  
S/N 4118-00030.**

Vol. 2 of transport task force analysis of regional energy materials movement and transport mode requirements, 1977-90. Presents methodology, and raw and standardized data bases for projections in Vol. 1 (see 9307-15, above).

**Contents:**

Chap. I-II. Introduction and explanation of methodology. (13 p.)

Chap. III-VII. Review of input data and methodology used to develop projected capacities and cost, time, and resource requirements for transport of coal by rail and waterway, of oil and gas by pipeline, and of oil by waterways, and for coal slurry pipelines. (168 p.)

Chap. VIII. Standard input tables for FEA model, by mode of transport, energy material, and region. (41 p.)

Report includes 93 raw data tables interspersed throughout Chapters III-VII, and 33 standard tables in Chapter VIII. Tables are structured for requirements of the Project Independence computer evaluation system, using resource task force assumptions and published industry and Government agency reports. Since most tables do not represent actual transport data, they have not been abstracted in detail.

**9307-17 PROJECT INDEPENDENCE:  
★ AVAILABILITIES,  
REQUIREMENTS, AND  
CONSTRAINTS ON  
MATERIALS, EQUIPMENT,  
AND CONSTRUCTION  
Nov. 1974.  
474 p. var. paging.  
GPO \$5.65. ASI/MF  
S/N 4118-00020.**

Task Force Report estimating the availability of 26 categories of raw materials, components, and equipment, under 2 assumed energy production levels through 1990. Estimates are projected for a slight increase in production (Scenario B); and a larger increase, holding oil production constant but increasing surface coal production (Scenario C).

Report was prepared under the chairmanship of the Commerce Dept and includes data from Government, industry, and private consultant studies.

Contents: executive summary with 1 table, and the following sections:

I. Introduction. (3 p.)

II. Methods and results. Includes description of categories, requirements, availabilities; outlook for problem items; and 1 table (p. 16-22) summarizing availabilities and requirements by item, 1973-90. (22 p.)

III. Constraint analyses. Shortfalls at 2 energy production levels for steel, walking draglines, turbines, nuclear steam supply system pressure vessels, oil field drilling rigs, and oil country tubular goods; with charts and 9 tables. (22 p.)

IV. Background data. Description of production scenarios; potentially critical items import-export data, 1967, 1971-72; energy and nonenergy sector use, 1977-90; and summary of need or lead times; with charts and 8 tables. (35 p.)

V. In depth analyses. Item-by-item availability of 26 material and equipment categories for each production scenario, with tables described below. (384 p.)

**9307-17.1: In-Depth Analyses Tables**

Section V is primarily narrative, discussing for each item: its function in energy production; supply-demand and export-import trends; future production and capacity; industry technology; and special considerations. An appendix to the discussion of steel (items x, y, z) is also included.

Most item analyses include a brief text table covering production capacity to 1990. More substantial tables are described below:

a. Construction equipment exported 1967-73, produced 1958-73; and in inventory 1963-72; 3 tables. (p. Vg6-Vg10)

b. Industrial explosives and blasting agents, domestic sales and percentage distribution 1972; production establishments and employees by region, and selected values 1972; and production 1961-73 and 1977-90; 5 tables. (p. Vm12-Vm16)

c. Active rotary rigs 1956-74; oil country tubular goods imports by country 1972-74; inventory, receipts, consumption, and sales by type 1973-74; U.S. exports by country 1972-74; and total production 1977-90; 6 tables. (p. Vp5-Vp12)

d. Power transformers energy use; manufacturing capacity 1969-90; demand 1974-82; and production 1977-90; 5 tables. (p. Vr9-Vr13)

e. Railroad open hopper cars by use 1969 and 1972; total cars and capacity Jan. 1974; and shortages 1973-74; 3 tables. (p. Vt2-Vt6)

f. Railroad freight cars installed 1958-73; delivered 1969-73; diesel locomotive units 1958-72; delivered U.S. or export 1972-73; and freight car and locomotive construction capacities 1974-90; 8 tables. (p. Vt5-Vt21)

g. Electric generating capacity additions selected units and years 1973-90; and types of fuel by projected size ranges; 4 tables. (p. Vu5-Vu7)

h. Steel shipments by year and by product category 1964-73; by market classification 1973; supply of selected items 1973; and energy sector use 1973-74; 9 tables. (p. Vx5-Vx17)

i. Steel mill products production capacity and import projections 1974-90; and import requirements and trade balance 1955-90; 7 tables. (p. Vx20-Vx38)

j. Steel castings domestic shipments and exports 1953-73; and capacity projections 1977-90; 4 tables. (p. Vy3-Vy20)

k. Steel forgings shipments and exports-imports 1953-73; annual capacity 1970; and net domestic availability 1977-90; 4 tables. (p. Vz5-Vz17)

l. Pollution abatement capital investment requirements for existing steel capacity 1973-83 and for shut-down replacements 1974-76; 2 tables. (App. p. 11-13)

m. Critical ferroalloys to steel industry, selected consumption and production data 1968-2000; 3 tables. (App. p. 37-40)

n. Steel production selected data by company and State 1973, and by products selected periods 1964-73; 13 tables. (App. p. 57-86)

o. Distribution of steel castings sales by end use 1972; 1 table. (App. p. 90)

**9307-18 PROJECT INDEPENDENCE:  
★ FINANCING  
REQUIREMENTS OF THE  
ENERGY INDUSTRIES, And  
Capital Needs and Policy  
Choices in the Energy  
Industries  
Nov. 1974.  
xii+255+App36 p.  
GPO \$3.85. ASI/MF  
S/N 4118-00024.**

Task Force Report in 3 parts, outlined and described below, analyzing U.S. financial capacity to support the goals of Project Independence through 1985; energy industries external financing requirements 1975-90; and energy expansion capital investment requirements and related Federal Government policy choices 1974-90.

Report was prepared by FEA and the Federal Reserve Board of Governors on the basis of energy resource requirements projected by each Project Independence resource task force, and private consultant economic forecasts.

**9307-18.1: Part 1. Financing Project Independence**

(p. 1-101) Report analyzing projected U.S. economic growth through 1985, including energy share of total investment, U.S. trade balance and international capital markets, and private sector financial flows.

Includes statistical section with 41 tables, described below:

a. Data Research, Inc. economic projections for 1974-85, including overall economy; GNP; consumption expenditures; business investment and inventories; government finance; labor force; prices, wages and productivity; corporate profits; national income; and interest rates; 20 tables. (p. 48-67)

b. Major oil exporting areas 1974 revenues; size and oil revenue distribution of world



- capital markets in 1972; and U.S. balance of payments with OPEC countries 1974-85; 5 tables. (p. 68-72)
- c. U.S. income and product accounts distribution 1955-85; credit market debts and supply 1954-85; private sector financial accounts 1954-85; and U.S. Government securities 1954-85; 16 tables. (p. 73-101)

- h. Geothermal dry steam power plant costs, 1971; 1 table. (p. 91)
- i. Appendix A summary tables of energy demand 1970-85; and comparison of electric power forecasts 1970-90; 6 tables. (p. A5-A13)
- j. Appendix B investment and demand projections base data by industry sectors 1974-90; 13 tables. (p. B3-B23)

**9307-18.2: Part 2. Financing Requirements of the Energy Industries**

Report analyzing external financing requirements of public utilities, petroleum, and mining industries, under a business as usual strategy, 1975-90.

Includes the following tables:

- a. Public utilities uses and sources of funds 1969-73 and 1973-90; 2 tables. (p. 16-19)
- b. Petroleum refining industry uses and sources of funds 1969-73, and selected financial projections 1975-90; 2 tables. (p. 25-29)
- c. Mining industry uses and sources of funds 1969-73; for 5 largest independent coal companies 1969-73; and projected industry funds 1973-90; 3 tables. (p. 31-37)
- d. Revised projections of uses and sources of funds for public utilities and mining industries, 2 energy strategies, 1973-90; 4 tables. (p. 56-59)

**9307-18.3: Part 3. Capital Needs and Policy Choices in the Energy Industries**

Report analyzing trends in energy consumption and capital requirements and availability for 6 industry sectors at 3 demand levels, 1974-90. Industry sectors are electric utilities, nuclear power, coal mining, oil and gas, solar energy, and geothermal power.

Capital requirements projections are made for high demand, low demand, and high electric demand cases, 1974-90.

Contents: text with 24 tables, described below (p. 1-95); and 2 appendices with 19 tables, also described below (36 p.).

- a. Total investment requirements by industry sector 1974-90; and special conservation case total energy demand and capital requirements 1974-90; 2 tables. (p. 7-9)
- b. Electric utilities consumption 1970-85; and percent of total U.S. credit market funds 1970-72; 2 tables. (p. 20-24)
- c. Uranium mining, milling, and enrichment cycle capital requirements 1973-90; 1 table. (p. 38)
- d. Coal recoverable reserves by area and type, 1974; projected capital requirements 1973-85; coal slurry pipeline costs 1974; and capital investment for conversion 1974-90; 5 tables. (p. 49-63)
- e. Natural gas supply-demand balance 1970-90 and oil balance 1970-85; development expenditures 1970-74; oil reserve additions 1972-85; and oil and gas capital requirements 1974-90; 7 tables. (p. 67-75)
- f. Oil shale production estimates 1980-85; required capital 1974-90; and Federal lease program production potential; 3 tables. (p. 80-81)
- g. Solar energy systems estimated collector areas, new and existing construction; and sales and energy savings 1980-85; 2 tables. (p. 87-88)

**9312  
 FEDERAL HOME LOAN BANK  
 BOARD  
 Current Periodicals**

**9312-1 FEDERAL HOME LOAN BANK BOARD JOURNAL**  
 Monthly. Approx. 50 p.  
 ●Item 597-A.  
 GPO: \$14.60 per yr.; single copy \$1.25. ASI/MF  
 FHL1.27:(v.nos.&nos.)  
 1965(74).

Monthly journal of the Federal Home Loan Bank Board (FHLBB). Includes articles relating to market activity and services, and a statistical series covering: mortgage and housing market performance, and financial condition of Federal Home Loan Banks (FHLB) and savings and loan assns (S&LA's) insured by the Federal Savings and Loan Insurance Corp. (FSLIC).

Each issue contains:

- a. 5-8 articles.
- b. News of FHLBB appointments.
- c. FHLBB regulations, rulings, and proposals.
- d. 33 monthly tables; and 9 quarterly tables, listed below.

The Apr. issue is the annual report of the FHLBB, and includes reports on activities of its principal offices in lieu of other articles, and 11 additional tables, also listed below.

The Dec. issue contains a cumulative category index for the year. News releases are published occasionally, presenting preliminary data from selected statistical series.

This abstract replaces that in ASI 1974 Annual under this number and reflects changes in table listing as of Nov. issue, for monthly tables, and Dec. issue, for quarterly tables.

**TABLES:**

[Data are current to 2 months before publication. Most tables include monthly or quarterly comparisons for 2 years preceding month of coverage and annual comparisons for 3-5 additional years.]

**9312-1.1: Monthly Tables**

**GENERAL FINANCIAL DATA**

S.1.1. Security yields and rates [short-term U.S. Govt obligations; long-term bonds and mortgages].

S.1.2. Measures of money stock and time and savings accounts [by type of institution].

S.1.3. Selected types of savings [shows net increases with and without interest credited].

**FEDERAL HOME LOAN BANKS**

S.2.1. Combined statement of condition.

S.2.2. Selected operating factors.

S.2.3. Number of members, by type.

S.2.4. Advances outstanding, by bank.

S.2.5. Advances made and repaid.

S.2.6. Consolidated obligations outstanding: bonds.

**FEDERAL HOME LOAN MORTGAGE CORP.**

S.3.1. Operational data [includes FHA/VA, and conventional mortgage holdings, transactions, and commitments].

S.3.2. Weekly market survey [shows average quoted mortgage rates for the week prior to cover date].

**SAVINGS AND LOAN ASSNS**

S.4.1. All operating S&LA's: balance sheet data and commitments.

S.4.2. Savings activity at S&LA's [show data separately for FSLIC-insured assns].

S.4.3. Net savings inflow at S&LA's [includes separate breakdowns for FSLIC-insured assns by FHLB district].

S.4.4. Net new savings received by FSLIC-insured assns [by FHLB district].

S.4.5. Mortgage loan activity of S&LA's [shows value of loans closed for all assns, and value of loans closed, purchased, sold and repaid for FSLIC-insured assns].

S.4.6. Mortgage loans closed by S&LA's [includes breakdowns for FSLIC-insured assns by FHLB district].

S.4.7. Mortgage debt held by all operating S&LA's by type of property and mortgage.

S.4.8. Average cost of funds to FSLIC-insured assns, by bank district.

S.4.9. Effective interest/dividend rates paid by FSLIC-insured S&LA's, by bank district.

S.4.10. Interest return on mortgages held by FSLIC-insured S&LA's, by bank district.

S.4.11. Minimum ratio of liquid assets to liquidity base required of members of the FHLB system.

S.4.12. Maximum rates of return payable on savings accounts by S&LA's that are members of the FHLB system [by effective date of rate changes].

**MORTGAGE MARKETS**

[Holders include: S&LA's, mutual savings and commercial banks, life insurance companies, Government and Federal national mortgage assns.]

S.5.1. Terms on conventional home mortgage loans made: national averages for all major types of lender.

S.5.2. Terms on conventional home loans made: national averages for S&LA's.

S.5.3. Mortgage debt outstanding, by type of property and mortgage.

S.5.4. Mortgage debt outstanding on 1- to 4-family nonfarm properties, by holder and mortgage type.

S.5.5. Mortgage debt outstanding on nonfarm residential property with 5 or more units [by holder].

S.5.6. Mortgage foreclosures [includes breakdowns for FSLIC-insured assns by type of mortgage].

**HOUSING MARKETS**

S.6.1. Indicators of housing activity [includes private housing starts by region and type of structure].

S.6.2. Inventory of unsold homes.

S.6.3. Rental vacancy rates for the U.S. and major regions.

[The following tables appear in the Dec. 1974 issue as numbered below. Quarterly tables are intermixed with the regular monthly tables, which are renumbered to accommodate subject matter groupings. Also, some monthly tables are dropped in quarterly issues.

All tables show data as of the quarter ended previous to publication date.]

**FEDERAL HOME LOAN BANKS**

S.3.7. Statement of condition [end of current quarter and end of same quarter of preceding year].

S.3.8. Statement of income and expense [cumulative current and preceding year].

S.3.9. Statement of changes in financial position [cumulative current and preceding year].

**FEDERAL SAVINGS AND LOAN INSURANCE CORP.**

S.7.1. Comparative statement of condition [end of current quarter and end of same quarter previous year].

S.7.2. Comparative statement of income and expenses [12 months, current and preceding year].

S.7.3. Source and application of total income [cumulative].

S.7.4. Selected reserve data [cumulative, by year].

S.7.5. Summary of insurance settlement actions [cumulative].

S.7.6. Selected financial data for FSLIC-insured S&LA's.

**9312-1.3: Annual Tables**

[The following annual tables appear in the Apr. 1974 issue, as numbered below.]

**FEDERAL HOME LOAN BANK BOARD**

A.1. Comparative statement of condition, Dec. 31, 1972-73. (p. 64)

A.2. Comparative statement of income, expense, and retained earnings, 1972-73. (p. 65)

**FEDERAL HOME LOAN BANKS**

A.3. FHLB's: comparative consolidated statement of condition [Dec. 31, 1972-73]. (p. 66)

A.4. FHLB's: consolidated statement of income and expense, 1972-73. (p. 67)

A.5. Statement of condition of each FHLB at end of 1972-73 [by FHLB district]. (p. 68)

A.6. FHLB's: analysis of retained earnings, 1973. (p. 70)

A.7. Statement of income and expense of each FHLB for 1973 [by FHLB district]. (p. 70)

A.8. FHLB's; summary of lending operations, by FHLB district for 1973, and totals by year, 1932-73. (p. 71)

A.9. Source and application of funds, 1973. (p. 71)

**9312-2**

★

**INTEREST RATES ON CONVENTIONAL HOME MORTGAGES**

Monthly. Approx. 25 p. †  
ASI/MF (beginning with Nov. 1973).

Monthly report on interest rates and other terms for conventional single-family home mortgages, by type of lender and for 18 large SMSA's. Data are compiled by Federal Home Loan Bank Board and Federal Deposit Insurance Corp. from in-

dividual loan statistics reported by a sample of savings and loan assns, mortgage companies, commercial banks, and mutual savings banks. Publication is issued approximately 2 weeks after the month covered.

Contents: 1 page analysis of the tables; 6 tables, listed below, and technical note.

**TABLES:**

[Table titles begin "Terms on conventional home mortgages" and show national average data for mortgages on newly built homes, previously occupied homes, and combined construction-purchase. Data include: interest rate, fees and charges, term to maturity, loan amount, purchase price, and loan to price ratio.

Except in table 6, data are shown by month for current and 2 past semiannual periods.]

1. All major types of lenders.
2. Savings and loan assns.
3. Mortgage companies.
4. Commercial banks.
5. Mutual savings banks.
6. Selected metropolitan areas for all major lenders [18 areas; current and past 2 months and 1 month a year ago].

**9312-3**

★

**SELECTED BALANCE SHEET DATA: All Operating Savings and Loan Associations**

Monthly. Approx. 2 p.  
ASI/MF (beginning with Nov. 1973 issue). †

Monthly report consisting of 2 tables, listed below, on savings and loan assn assets, liabilities, flow of savings, and mortgage loans. Based on data reported by assns representing 97% of total savings and loan resources. Data are monthly for current and preceding year, up to the month before issue date.

Related current data with more detail on loan activity are published in *Savings and Loan Association Activity* (see this Supplement, 9312-4).

**TABLES:**

1. Selected balance sheet data [shows number of assns, mortgages outstanding, borrowings and loans held].
2. Flow of savings and mortgage lending activity [shows new savings, withdrawals, net inflows, withdrawal ratios, and mortgage loans made by type].

**9312-4**

★

**SAVINGS AND LOAN ASSOCIATION ACTIVITY**

Monthly. Approx. 4 p. †  
ASI/MF (beginning with Jan. 1974 issue).

Monthly news release on savings and loan assn loan activity and assets and liabilities. Based on data reported by assns representing 97% of total saving and loan resources. Data are monthly for current and preceding year up to 2 months before issue date.

Contents: 1 page analysis; and 3 tables, listed below.

Balance sheet data are also published in *Selected Balance Sheet Data* (see this Supplement, 9312-3).

**9312-1.2: Quarterly Tables**

**TABLES:**

1. Saving flow, loan repayments, and loan commitments [shows number of assns, savings received and withdrawn, mortgage loan repayments, and commitments].
2. Mortgage activity [shows mortgage loans closed for construction and purchase, loans purchased and sold].
3. Selected balance sheet data [shows mortgage loans and other assets; savings, borrowings, and other liabilities].

**9314  
 FEDERAL HOME LOAN BANK  
 BOARD  
 Annuals and Biennials**

**9314-1 ASSET AND LIABILITY TRENDS, 1970-73. All Operating Savings and Loan Assns by Type of Assn and Area**  
 Annual. Oct. 1974.  
 37 p. no paging. ‡ ASI/MF  
 FHL1.2:Sa9/1970-73.  
 57-37923.

Annual report by the Federal Home Loan Bank Board (FHLBB) covering assets, liabilities, and capital accounts of all savings and loan assns, by class of assn, Federal Home Loan Bank (FHLB) district, and State, 1970-73. Also shows financial trends, selected years 1930-71, for all FHLB members, and for members insured by the Federal Savings and Loan Insurance Co. (FSLIC).

Data on FHLB members were obtained from monthly reports by each assn to the FHLBB.

Contents: foreword (2 p.); and 8 tables, listed below (35 p.).

Most recent previous report, titled *Trends in the Savings and Loan Field*, covered data for 1971 (see ASI 1974 Annual under this number); 1972 data, included in the current report, have not been published separately.

**TABLES:**

[All tables show dollar amounts for the following types of assets and liabilities: mortgage and other loans, real estate owned, FHLB stock, investment securities, cash on hand, fixed assets, savings, FHLB advances, other borrowed money, loans in process, permanent stock, deferred credits, and reserves.]

**TRENDS**

1. Trend of selected financial items for all operating savings and loan assns, 1930-73.

**ASSETS AND LIABILITIES**

2. All operating savings and loan assns, Dec. 31, selected years 1940-73.
3. FHLB member savings and loan assns, Dec. 31, selected years 1940-73.
4. FSLIC insured savings and loan assns, Dec. 31, selected years 1940-73.
5. Federal savings and loan assns, Dec. 31, selected years 1940-73.
6. All operating savings and loan assns, by class of assn [Federal and State-chartered, and uninsured State-chartered FHLB members; and non-members], Dec. 31, 1970-73.
7. All operating savings and loan assns, by FHLB districts, Dec. 31, 1970-73.
8. All operating savings and loan assns, classified by States, [D.C., Guam, and Puerto Rico], Dec. 31, 1970-73.

**9318  
 FEDERAL HOME LOAN BANK  
 BOARD  
 Special and  
 Irregular Publications**

**9318-2 WORKING PAPERS OF THE OFFICE OF ECONOMIC RESEARCH: Federal Home Loan Bank Board**  
 1974. 9 p. no paging. †  
 ASI/MF

Chronological listing of working papers of the Office of Economic Research staff and of invited consultants, Dec. 1969 to July 1974.

## 9344 FEDERAL MEDIATION AND CONCILIATION SERVICE Annuals and Biennials

**9344-1 FEDERAL MEDIATION AND CONCILIATION SERVICE, 26th Annual Report, FY73**  
Annual. 1974. 68 p.  
●Item 433. † ASI/MF  
FM1.1:973.

Annual report on mediation and arbitration negotiations in U.S. private and public sectors involving the Federal Mediation and Conciliation Service (FMCS) during FY73.

### Contents:

- a. Narrative report with 17 charts and tables with data on types of negotiations and issues, length of renewed contracts, joint meeting cases, and arbitrations. (p. 1-62)
- b. Appendices containing texts of Title I and Title II of the Labor-Management Relations Act of 1947. (p. 63-68)

## 9352 FEDERAL POWER COMMISSION Current Periodicals

**9352-2 FPC NEWS**  
★ Weekly. Approx. 30 p. †  
ASI/MF  
FPI.25/3:(v.nos.&nos.)  
2049(74).

Weekly compilation of FPC press releases, calendar of hearings, rate schedule filings by independent producers of natural gas, and list of formal documents issued during the week. Selected quarterly or monthly electric power and natural gas statistics, and periodic staff reports are also included.

Substantial regular or periodic reports included in Nov. 29-Dec. 13, 1974 issues are described below; locations are indicated for all 1974 issues in which reports have appeared. For descriptions of other reports which have appeared in 1974, see ASI 1974 Supplements 6-11 under this number.

Most reports are also issued as separate releases by the FPC.

### 9352-2.3: Natural Gas Interstate Pipeline Companies Receipts and Disposals

- [No. 2. Jan. 11, 1974. (p. 8-12) For Oct. 1973.]
- [No. 5. Feb. 1, 1974. (p. 3-9) For Nov. 1973.]
- [No. 10. Mar. 8, 1974. (p. 1-5) For Dec. 1973.]
- [No. 14. Apr. 5, 1974. (p. 13-17) For Jan. 1974.]
- [No. 18. May 3, 1974. (p. 6-11) For Feb. 1974.]
- [No. 23. June 7, 1974. (p. 9-13) For Mar. 1974.]
- [No. 26. June 28, 1974. (p. 18-23) For Apr. 1974.]
- [No. 30. July 26, 1974. (p. 15-19) For May 1974.]
- [No. 36. Sept. 6, 1974. (p. 12-18) For June 1974.]
- [No. 40. Oct. 4, 1974. (p. 13-17) For July 1974.]
- [No. 44. Nov. 1, 1974. (p. 11-16) For Aug. 1974.]
- [No. 50. Dec. 13, 1974. (p. 11-16) For Sept. 1974.]

Monthly report on major interstate natural gas pipeline companies with 3 tables summarizing: receipts and disposals by item, and operating revenues and income, for month of coverage and total of previous 12 months; and revenues and purchase costs attributable to rate increases subject to adjustment, for the month of coverage.

### 9352-2.4: Pipeline Certificates, Construction, and Operations

- [No. 7. Feb. 15, 1974. (p. 5-7) For 3rd quarter 1973.]
- [No. 14. Apr. 5, 1974. (p. 1-4) For 4th quarter 1973.]
- [No. 24. June 14, 1974. (p. 1-5) For 1st quarter 1974.]
- [No. 37. Sept. 13, 1974. (p. 29-32) For 2nd quarter 1974.]
- [No. 50. Dec. 13, 1974. (p. 12, 17-20) For 3rd quarter 1974.]

Quarterly report with 5 tables showing: pipeline certificate applications involving construction and operation of facilities, and rate cases; independent producer certificate applications and rate cases; and status of pipeline company refunds. Includes comparisons to previous quarter and previous year.

### 9352-2.5: Electric Utilities Fuel Consumption

- [No. 9. Mar. 1, 1974. (p. 19-23) For July-Dec. 1973.]
- [No. 12. Mar. 22, 1974. (p. 3-4) For Jan. 1974.]
- [No. 16. Apr. 19, 1974. (p. 1-2) For Feb. 1974.]
- [No. 20. May 17, 1974. (p. 6-8) For Mar. 1974.]
- [No. 25. June 21, 1974. (p. 11-12) For Apr. 1974.]
- [No. 30. July 26, 1974. (p. 1-2) For May 1974.]
- [No. 34. Aug. 23, 1974. (p. 5-6) For June 1974.]
- [No. 39. Sept. 27, 1974. (p. 5-7) For July 1974.]
- [No. 44. Nov. 1, 1974. (p. 7) For Aug. 1974.]
- [No. 48. Nov. 29, 1974. (p. 3-6) For Sept. 1974.]
- [No. 52. Dec. 27, 1974. (p. 37-39) For Oct. 1974.]

Monthly report with 1 table on electric utility coal, oil, and gas consumption and stocks, by region and State. Data, considered preliminary, are derived from monthly utility company reports and are published in more complete form as part of the FPC monthly publication *Electric Power Statistics* (for description, see ASI 1974 Annual, 9352-1).

Beginning Nov. 29, 1974, an additional table on power production by source and State is also included.

### 9352-2.6: Bulk Power Supply Interruptions

- [No. 9. Mar. 1, 1974. (p. 15-17) For 4th quarter 1973.]
- [No. 20. May 17, 1974. (p. 11-13) For 1st quarter 1974.]
- [No. 32. Aug. 9, 1974. (p. 3-6) For 2d quarter 1974.]
- [No. 47. Nov. 22, 1974. (p. 5-8) For 3d quarter 1974. Revised data, No. 51. Dec. 20, 1974. (p. 12-16)]

Quarterly report with 3-4 tables on bulk electric power supply interruptions, load reduction measures, and hazards to the supply system. The 4th quarterly report contains an additional table summarizing interruptions and reduction measures for the full year.

### 9352-2.8: Requirements and Curtailments of Major Interstate Pipeline Companies

- [No. 5. Feb. 1, 1974. (p. 11-15) For Sept. 1972-Aug. 1973; projected Sept. 1973-Aug. 1974.]
- [No. 24. June 14, 1974. (p. 4-11) For Apr. 1973-Mar. 1974; projected Apr. 1974-Mar. 1975.]
- [No. 36. Sept. 6, 1974. (p. 4-8) For Apr.-June 1974; does not include projections.]
- [No. 46. Nov. 15, 1974. (p. 11-20) For Sept. 1973-Aug. 1974; projected Sept. 1974-Aug. 1975.]
- [No. 50. Dec. 13, 1974. (p. 1-7) For July-Sept. 1974; does not include projections.]

Staff report with 5-7 tables on actual firm gas requirements, interruptible sales, and curtail-

ments, and projected requirements and deficiencies of major interstate pipeline companies.

Data provide comparisons of actual total by company for the year of coverage with projections for the following year, including Nov.-Mar. heating seasons.

**9352-2.11: Delays in Scheduled Operation of Electric Generating Units**

[No. 17. Apr. 26, 1974. (p. 6-10).]

[No. 52. Dec. 27, 1974. (p. 25-27) Summary by region for Jan.-June 1974.]

Staff report on delays in operation of electric generating units, fossil and nuclear fueled, scheduled for summer 1974. Includes 6 tables presenting data by generating unit and year, including status of large units scheduled for 1974-78 operation.

Periodic reports with 2 tables summarizing completions and delays by regional electric reliability council areas are also issued.

**9352-4 COST AND QUALITY OF FUELS FOR STEAM-ELECTRIC PLANT**

Monthly. Approx. 20 p. †  
 ASI/MF (beginning Apr. 1973 issue).

Monthly report on the cost and quality of fossil fuels delivered to steam electric generating plants. Data are derived from reports to the FPC from approximately 270 electric utilities with plants having a capacity of at least 25 megawatts, representing about 97 percent of fossil fuel receipts at steam electric plants.

Individual monthly reports for Apr. 1973 through Mar. 1974 were issued in Apr., May, and June of 1974.

Contents consist of a brief summary and explanation of tables; and 13 tables described below.

This abstract replaces that in ASI 1974 Supplement 6 under this number.

**TABLES:**

[All tables present data for the month of coverage, by region and State. Table 13 first appeared in June 1974 issue.]

1-4. Coal deliveries; average prices, f.o.b. plant; deliveries and prices by sulfur content; and basic statistics for the past 12 months.

5-8. Fuel oil deliveries; average prices, f.o.b. plant; deliveries and prices by sulfur content; and basic statistics for the past 12 months.

9-11. Gas deliveries; average prices; and basic statistics for the past 12 months.

12-13. Primary energy purchase data for past month and the past 12 months [total BTU's, percent of total, and average price per BTU of coal, oil, and gas].

**9358 FEDERAL POWER COMMISSION**

**Special and Irregular Publications**

**9358-26 NOTICE OF ISSUANCE OF REVISED STAFF NATIONWIDE COST STUDY AND STAFF STUDY OF AMERICAN GAS ASSOCIATION RESERVE ADDITIONS**

★  
 Mar. 21, 1974. 42 p. var. paging+errata sheet. †  
 ASI/MF

Release of 2 staff reports for information and comment by interested parties in the FPC proceeding to determine reasonable rates for natural gas from wells begun on or after Jan. 1, 1973, Docket No. R-389-B.

Reports are a revision of and addition to Appendix B of "Notice of Proposed Rulemaking and Order Prescribing Procedures," issued Apr. 11, 1973.

Contents: covering letter with Commission questions (p. 1-9); and 2 staff reports described below.

**9358-26.1: Estimated Nationwide Cost of Finding and Producing Non-Associated Gas**

Includes narrative analysis (p. 1-5); and the following tables:

- a. Revisions of 1972 cost data by component; 1 table and 8 data computation and source sheets. (9 p.)
- b. Nonassociated gas reserve additions and footage drilled in U.S., excluding Alaska, 1947-72, selected comparative estimates and productivity computations; 2 tables. (3 p.)
- c. Estimated expenditures for finding and developing gas and oil in the U.S., by cost component 1967-72; 1 table. (1 p.)

**9358-26.2: Report on Indicated Disparity in Reporting of Offshore Louisiana Non-Associated Natural Gas Reserves**

Includes analysis of Bureau of Natural Gas reserve estimates in 1971-72 compared to smaller estimates reported by American Gas Assn (AGA), including different reporting procedures (p. 1-11); and the following tables:

- 1. Estimation dates and classifications for 31 offshore Louisiana Outer Continental Shelf leases sold in Dec. 15, 1970 Federal lease sale.
- 2. South Louisiana ultimate recovery of nonassociated natural gas by year of discovery, 1966-72 [AGA estimate].
- 3. Offshore Louisiana indicated important new field discoveries, 1972 [by area and company].
- 4. Non-associated gas reserves from July and Dec. 1970 lease sales [as reported to FPC], 1972.
- 5. Outer Continental Shelf lease sales as of Jan. 1, 1974 [acres offered and leased and total bonus, by State from 1954].

**9358-27 WORLD GAS RESERVES, PRODUCTION: FPC STAFF REPORT**  
 ★  
 Nov. 20, 1974. 7 p. †  
 ASI/MF

Press release of staff report on world natural gas production 1972-73, and reserves 1973, by region and country including percentages of world totals.

Data for 1972 are from Bureau of Mines, and for 1973 from *World Oil* magazine.

Contents: brief analysis and 2 tables showing marketed and total production 1972, and total production and year-end reserves 1973.

**9358-28 REALISTIC VIEW OF U.S. NATURAL GAS SUPPLY**  
 ★  
 Dec. 1974. v+21 p. †  
 ASI/MF

Report analyzing natural gas production possibilities to 1985 if reserve additions in the lower 48 States continue at 1964-73 rates, with discussion of national, interstate, and intrastate supply situations.

Includes 7 tables summarizing gas finding rate 1966-73; the number of significant gas discoveries by year 1957-67; new interstate sources 1964-73; and interstate vs. intrastate reserves and reserve additions 1963-73. Also includes 11 charts, 6 of which show projected production levels.

Analysis is based on projection methods used in a Feb. 1972 staff study, *National Gas Supply and Demand, 1971-90* (ASI 1974 Annual, 9358-5). Additional gas supply data were included in the *National Gas Survey* (ASI 1974 Supplement 6, 9358-19).

---

**9368  
FEDERAL RESERVE BOARD  
OF GOVERNORS**


---

**Special and  
Irregular Publications**


---

**9368-20**     **FEDERAL RESERVE**  
★             **SYSTEM: PURPOSES AND**  
                 **FUNCTIONS**  
                 Sept. 1974. 125 p.  
                 Fed. Reserve Bd. of Govs.  
                 \$1.00. ASI/MF     39-26719.

Report on the structure and operations of the Federal Reserve System, written for the reader who is not a specialist in economics.

Contents: 7 chapters on Reserve System structure, monetary policy, commercial bank reserves, open market operations, Reserve Bank discount window, international transactions, and bank regulations and supervision. Chapters include definitions of terms and 7 illustrative tables and 14 charts, most with 1960's and 1970's data on banking activity, open market operations, balance of payments, and foreign and U.S. reserve assets.

Report is 6th edition, and revises a 1963 edition.

---

**9371  
FEDERAL RESERVE BANK OF  
ATLANTA**


---

**9371-1**     **MONTHLY REVIEW, Federal**  
★             **Reserve Bank of Atlanta**  
                 Monthly. Approx. 20 p. †  
                 ASI/MF

Monthly review of economic and financial developments, with emphasis on Federal Reserve 6th District States. Contains 2 regularly appearing tables on district banking and business conditions; and 1-3 articles. Listed below are articles appearing in the current issue. For description of tables and previous articles, see ASI 1974 Annual and Supplements under this number.

**ARTICLES:**

[Pages in monthly issues are numbered consecutively.]

**9371-1.312: December 1974**

- a. Sullivan, Gene D., "Booming Agricultural Loans of Commercial Banks"(p. 182-189)
- b. Strobel, Frederick R., "Revised Manufacturing Production Index for the Southeast"(p. 190-193)

---

**9373  
FEDERAL RESERVE BANK OF  
BOSTON**


---

**9373-1**     **NEW ENGLAND ECONOMIC**  
★             **REVIEW: Federal Reserve**  
                 **Bank of Boston**  
                 Bimonthly. Approx. 35 p. †  
                 ASI/MF

Bimonthly review containing 1-2 articles on banking and financial developments, primarily in Federal Reserve 7th District States. Described below are articles appearing in current issue. For description of previous articles, see ASI 1974 Annual and Supplements under this number.

**ARTICLES:**
**9373-1.306: November/December 1974**

- a. McNees, Stephen K., "How Accurate are Economic Forecasts?" analyzes forecasting errors of 7 major forecasters, third quarter 1970 to second quarter, 1974. Includes 19 tables. (p. 2-19)

Texts of 3 speeches, as follows:

- b. Holland, Robert C., "Saving: An Old-Fashioned Virtue in a New-Fangled World"(p. 20-23)
- c. Leavitt, Brenton C., "Bank Supervision in a Dynamic Environment"(p. 24-28)
- d. Fieleke, Norman S., "Oil and International Payments"(p. 29-40)

**9375  
FEDERAL RESERVE BANK OF  
CHICAGO**

**9375-1** **BUSINESS CONDITIONS: An**  
★ **Economic Review by the**  
**Federal Reserve Bank of**  
**Chicago**  
Monthly. Approx. 20 p. †  
ASI/MF

Monthly review on economic and financial developments, primarily in the Federal Reserve 7th District. Contains regular feature on banking developments and 1-2 additional articles. Listed below are articles appearing in the current issue. For listing of previous articles, see ASI 1974 Annual and Supplements under this number.

**ARTICLES:**

**9375-1.310: October 1974**

- a. Frankel, Allen, "International Banking: Structural Aspect of Regulation"(p. 3-11)

**9375-1.311: November 1974**

- a. Laurent, Robert D., "Interbank Lending: An Essential Function"(p. 3-7)
- b. Benjamin, Gary L., "Dwindling World Grain Reserves"(p. 8-12)

**9379  
FEDERAL RESERVE BANK OF  
DALLAS**

**9379-1** **BUSINESS REVIEW AND**  
★ **STATISTICAL SUPPLEMENT,**  
**Federal Reserve Bank of**  
**Dallas**  
Monthly. Approx. 11 p.  
Supplement 4 p. † ASI/MF

Monthly review of economic and financial developments, with emphasis on Federal Reserve 11th District States. Each report contains 1-2 articles, and a separate 4 page statistical supplement. Listed below are articles appearing in current issue. For description of the tables regularly appearing in the statistical supplement and listing of previous articles, see ASI 1974 Annual and Supplements under this number.

**ARTICLES:**

**9379-1.312: December 1974**

- a. Stodden, John R., "Multibank Holding Companies: Development in Texas Changes in Recent Years"(p. 1-10)

**9381  
FEDERAL RESERVE BANK OF  
KANSAS CITY**

**9381-1** **MONTHLY REVIEW, Federal**  
★ **Reserve Bank of Kansas City**  
Monthly. Approx. 20 p. †  
ASI/MF

Monthly review containing 2 articles on national economic and financial developments. Listed below are articles appearing in current issue. For listing of previous articles, see ASI 1974 Annual and Supplements under this number.

**9381-1.309: November 1974**

- a. Bechter, Dan M., "Consumer Demand for Durable Goods"(p. 3-8)
- b. Rutner, Jack L., "Time Series Analysis of Income and Several Definitions of Money"(p. 9-16)

**9381-1.310: December 1974**

- a. Bechter, Dan M.; and Cacy, J. A., "Economy in 1975: Uncertainties Cloud the Outlook"(p. 3-11)
- b. Harshbarger, C. Edward, "1975 Agricultural Outlook: Year of Continuing Adjustment"(p. 12-19)

**9381-2** **FINANCIAL**  
**DEVELOPMENTS, Monthly**  
**Memos**  
Monthly. Approx. 12 p. †  
ASI/MF

Monthly report on loans, investments, deposits, and borrowings of Federal Reserve 10th District member banks, by city. Data are compiled by the Federal Reserve Bank of Kansas City from weekly reports, and include city comparisons for the preceding month and Dec. of previous year. Data are current through the month prior to cover date.

Each issue contains narrative analysis, with 4 charts showing weekly changes in yields on selected securities, and 3 tables, listed below.

This abstract replaces that in ASI 1974 Annual and reflects changes made in 1974.

**TABLES:**

[Tables 2 and 3 include the following breakdowns: Federal funds sold; 6 types of loans outstanding; Federal, State and local, and other securities held; demand, time and savings deposits held.]

1. Reserves and monetary aggregates [seasonally adjusted annual growth rates, for 3 months before cover date, and annual for 2 previous years].
2. Weekly reporting member bank statistics [U.S. and 10th district].
3. Weekly reporting member bank statistics [U.S., 10th district, and 10th district cities].

### 9383 FEDERAL RESERVE BANK OF MINNEAPOLIS

**9383-3**     **1973 ANNUAL  
STATISTICAL REVIEW,  
Federal Reserve Bank of  
Minneapolis, Ninth Federal  
Reserve District**  
Annual. 1973. 37 p.  
ASI/MF †

Annual report compiling measures of economic performance for 9th Federal Reserve District States and the U.S., 1961-73. Also includes some data for selected District SMSA's, and portions of Wisconsin and Michigan. Data are compiled from internal records of the Federal Reserve System, and publications of the Federal Government, public utility and private research firms. Contains 58 tables, as follows:

- a. Agriculture: 19 tables on production and prices of selected products; and value and financing of farmland. (p. 1-8)
- b. Business: 18 tables on construction contracts and permits; bank debits; retail sales; iron ore and other mineral industry production; life insurance sales; price indexes; business failures; electric power production and consumption; and car registrations. (p. 9-15)
- c. Employment: 8 tables on population; employment; hours worked and earnings in manufacturing industries; and unemployment claims. (p. 16-20)
- d. Finance: 8 tables on bank assets, liabilities, demand and time deposits; reserves and borrowings of Federal Reserve member banks; interest rates on savings accounts; Minneapolis Reserve Bank operations and discount rate. (p. 21-28)
- e. Income: 5 tables on personal income; number and size of farms, marketing receipts, income, and expenses. (p. 29-37)

### 9385 FEDERAL RESERVE BANK OF NEW YORK

**9385-1**     **MONTHLY REVIEW, Federal  
Reserve Bank of New York**  
★  
Monthly. Approx. 25 p. †  
ASI/MF

Monthly review of economic and financial developments. Contains regularly appearing monthly articles on the business situation, and on the money and bond market; and quarterly articles on monetary and financial developments, and on Treasury and Federal Reserve exchange operations. In addition, monthly issues usually include a feature article.

Listed below are articles appearing in current issue. For further description of the regularly appearing monthly and quarterly features, and a listing of previous articles, see ASI 1974 Annual and Supplements under this number.

#### ARTICLES:

##### 9385-1.310: November 1974

- a. Burns, Arthur F., "Maintaining the Soundness of Our Banking System" speech before the 1974 American Bankers Assn Convention, Oct. 21, 1974. (p. 263-267)

##### 9385-1.311: December 1974

- a. Hayes, Alfred, "International Monetary System: Retrospect and Prospect" speech given Nov. 13, 1974. (p. 286-291)
- b. Coombs, Charles A., "Treasury and Federal Reserve Foreign Exchange Operations Interim Report" (p. 301-302)

### 9387 FEDERAL RESERVE BANK OF PHILADELPHIA

**9387-2**     **THIRD DISTRICT  
ECONOMIC INDICATORS**  
Monthly. Approx. 12 p. †  
ASI/MF

Monthly statistical series of economic indicators for 14 3d Federal Reserve district SMSA's. Consists of 14 tables, listed below, compiled by the Federal Reserve Bank of Philadelphia from publications of BLS and several State government agencies. Data are current to 1-2 months before issue date.

This abstract replaces that in ASI 1974 Annual and reflects revisions made in 1974.

#### TABLES:

[Tables show monthly figures for 1 year and annual coverages for 2 years, unless otherwise noted.]

- I. 3d Federal Reserve district and U.S. [includes: indexes of manufacturing, employment, unemployment, earnings].

#### SMSA'S EMPLOYMENT

- II. Index of total employment.
- III. Index of unemployment.
- IV. Percent unemployed.

#### MANUFACTURING INDUSTRIES IN THIRD DISTRICT

- V. Index of manufacturing employment [9 durable and 10 nondurable goods industries].
- VI. Manufacturing weekly hours.
- VII. Annual rate of percent change in average hourly earnings of production workers.
- VIII. Annual rate of percent change in average weekly earnings of production workers.
- IX. Index of electric power consumption [9 durable and 10 nondurable goods industries].

#### SMSA'S BANKING

- X. Index of check payments [District and 13 SMSA's].
- XI. Index of demand deposits [District and 13 SMSA's].

#### BANKING DATA

- XII. Assets and liabilities of member banks [current and previous 12 months].
- XIII. Average interest rates charged on selected types of loans (most common rate) at selected commercial banks [current and previous 12 months].
- XIV. 3d district loans, investments and deposits: large commercial banks [last Wed. of current and previous 12 months; and each Wed. of current month and same month previous year].



**9387-7** FEDERAL RESERVE BANK  
★ REVIEWS, Selected Subjects  
1950-72  
1973. xxi+132 p. †  
ASI/MF 15-26318.

Sixth revision of the index to articles appearing in Federal Reserve Bank monthly reviews and, as of Jan. 1971, the *Federal Reserve Bulletin*.

Contents: thesaurus (p. i-xxi); and subject and author index for articles appearing 1950-72 (p. 1-132).

---

**9389**  
**FEDERAL RESERVE BANK OF RICHMOND**

---

**9389-1** ECONOMIC REVIEW, Federal  
★ Reserve Bank of Richmond  
Bimonthly. Approx. 20 p. †  
ASI/MF

Bimonthly review containing 2-4 articles on financial and economic developments and policies. Listed below are articles appearing in current issue. For listing of previous articles, see ASI 1974 Annual and Supplements under this number.

**ARTICLES:**

**9389-1.306: November/December 1974**

- a. Humphrey, Thomas M., "Concept of Indexation in the History of Economic Thought" report on the evolution since the 18th century of the concept of indexation. Presents the views of several leading economic theoreticians. (p. 3-16)
- b. Tucker, James F.; and Weber, Warren E., "Indexation as a Response to Inflation: an Examination" describes how the indexing system might work, its benefits, and its limitations. (p. 17-21)

---

**9391**  
**FEDERAL RESERVE BANK OF ST. LOUIS**

---

**9391-1** REVIEW, Federal Reserve  
★ Bank of St. Louis  
Monthly. Approx. 19 p. †  
ASI/MF

Monthly review with 2-3 articles on economic and financial developments. Also includes a quarterly review of business developments and stabilization policies; and a monthly cumulative index to articles for the current year. Articles in current issue are listed below. For listing of previous articles, see ASI 1974 Annual and Supplements under this number.

**ARTICLES:**

**9391-1.311: November 1974**

- a. Francis, Darryl R., "Inflation, Recession: What's a Policymaker to Do?" discusses the relationship between changes in prices and unemployment. Includes 4 charts. (p. 3-7)
- b. Spencer, Roger W., "Channels of Monetary Influence: A Survey" article on the relative price and wealth changes when the quantity of money in the monetary system changes. Report discusses the analyses of several theoretical economists. (p. 8-26)

**9391-1.312: December 1974**

- a. Bowsher, Norman N., "1974: A Year of Inflation, Production Cutbacks, and Oil-Induced Payments Deficits" includes 8 charts on demand and production, interest rates, employment and unemployment, prices, Federal spending, and money stocks, 1966-1974. (p. 2-10)
- b. Helbling, Hans H., "U.S. Balance of Payments During 1974" includes 5 charts on consumer prices, merchandise trade, balance of payments, oil import prices, trade balances, and world commodity prices. (p. 10-14)
- c. Karnosky, Denis S., "Another Recession, But Different" includes 1 table showing rate of change of GNP and employment in periods before and during recessions, 1947-1974. (p. 15-18)

## 9393 FEDERAL RESERVE BANK OF SAN FRANCISCO

**9393-8** **BUSINESS REVIEW, Federal Reserve Bank of San Francisco**  
★  
Quarterly. Approx. 30 p. †  
ASI/MF

Quarterly report containing 2-3 articles pertaining to economic and financial developments and policies, generally with analysis, charts, and tables. Articles appearing in the current issue are listed below. For listing of previous articles, see ASI 1974 Supplement 7 under this number.

Report was published on an irregular basis previous to the Spring 1974 issue.

### ARTICLES:

#### 9393-8.303: September 1974 (Fall)

- a. Balles, John J., "Problems of Inflation and High Interest Rates" testimony before House Committee on Banking and Currency, July 17, 1974. (p. 3-11)
- b. Butler, Larry, "Relation Between Income Growth and Unemployment" (p. 12-23)
- c. "Summary Description of Information System for Banking Agency Reports" (p. 24-30)

## 9404 FEDERAL TRADE COMMISSION Annuals and Biennials

**9404-3** **FTC REPORT ON MERGERS AND ACQUISITIONS**  
Annual. July 1974.  
viii+301 p. Rpt. 6-15-22.  
GPO, price not given.  
ASI/MF FT1.2:M54/3/974.

Annual report, covering 1973 on mergers and acquisitions among manufacturing and non-manufacturing firms. Contains listing by name of acquired and acquiring firms; includes foreign acquisitions and 4 tables, new in this issue, on American companies acquired by foreign companies. Data are based on FTC and SEC reports and numerous private publications.

Contents: 4 sections, each with its own narrative introduction, definitions, brief analysis, and tables. All tables are listed below.

Since 1972, this report has combined 2 previously published FTC reports: *Large Mergers in Manufacturing and Mining* and *Current Trends in Merger Activity*.

### TABLES:

[Industry breakdowns are by 4 broad divisions, often with further breakdowns for 20 manufacturing industries.]

**9404-3.1: Section I: Overall Merger Series**  
[Overall merger series includes merger transactions in which the acquired firms assets are \$1.0 million or more and in which the acquiring company acquires 50.1% of the stock or assets acquired. Data are for 1973.]

#### ANALYTICAL TABLES

1. Number of mergers and acquisitions, completed and pending, by industry of acquired companies. (p. 9)
2. Number of mergers and acquisitions, completed and pending, by industry of acquiring companies. (p. 10)
3. Number of manufacturing and mining mergers and acquisitions, completed and pending, by industry of acquired companies. (p. 11)
4. Number of mergers and acquisitions, completed and pending, made by manufacturing and mining companies, by industry of acquiring companies. (p. 12)
5. Number of manufacturing and mining mergers and acquisitions, completed and pending, by industry of acquiring companies. (p. 13)
6. Matrix of mergers and acquisitions, completed and pending, by industry of acquired and acquiring companies. (p. 14)
7. Number of mergers and acquisitions, completed and pending, by asset size of acquired companies. (p. 15)
8. Number of mergers and acquisitions, completed and pending, by asset size of acquiring companies. (p. 16)

### LISTS OF ACQUISITIONS

9. List of mergers and acquisitions completed, \$1.0 million and over. (p. 18)
10. List of mergers and acquisitions pending, \$1.0 million and over. (p. 94)
11. Parent-subsubsidiary list for overall merger series. (p. 128)

#### 9404-3.2: Section II: Large Merger Series

[Large merger series includes transactions in which the acquired manufacturing or mining company has assets of at least \$10 million.]

#### ANALYTICAL TABLES

12. Large acquisitions in manufacturing and mining, by year, 1948-73. (p. 143)
13. Comparison of total large acquisitions recorded and coverage of acquisitions listed in report, by asset size class of acquired company, 1948-73. (p. 145)
14. Number and assets of large manufacturing and mining companies acquired, by industry of acquired company, 1973 compared with period 1948-73. (p. 146)
15. Large acquisitions in manufacturing and mining by type of acquisition, 1973 compared with 1972, with total period 1948-72, and with 10-year period 1963-72. (p. 147)
16. Large acquisitions in manufacturing and mining by type of acquisition, 1973 compared with 1972, with total period 1948-72, and with 10-year period 1963-72 (percents). (p. 148)
17. Number, assets, and percents of large manufacturing and mining companies acquired, by asset size of acquired company, 1973 compared with 1972 and with total period 1948-72. (p. 149)
18. Number, assets and percents of large manufacturing and mining companies acquired, by asset size of acquiring company, 1973 compared with 1972 and with period 1948-72. (p. 150)
19. Large acquisitions in manufacturing and mining by firms ranked among the 200 largest manufacturing firms in 1972, by year, 1948-73. (p. 151)
20. Large manufacturing and mining acquisitions compared to all large manufacturing and mining corporations, 1963-73. (p. 152)
21. Assets of large manufacturing and mining companies acquired, compared with new investment in manufacturing and mining, by year, 1948-73. (p. 153)

#### LISTS OF INDIVIDUAL ACQUISITIONS

22. List of acquisitions of companies with assets reported in public sources of \$100 million or more, by year of acquisition, 1948-1973. (p. 155)
23. List of manufacturing and mining companies acquired with assets of \$10 million or more, 1948-1973. (p. 164)
24. List of complete names for large mergers, 1973. (p. 230)

#### 9404-3.3: Section III: Joint Venture Series

[Joint venture series includes only those transactions in which a new company is formed by the participants. Data are for 1973. Table 25-26 listings are by joint venture identification number.]

25. Number of new joint ventures recorded, by industry. (p. 234)

- 26. List of new joint ventures. (p. 236)
- 27. List of participating companies in joint ventures. (p. 247)

**9404-3.4: Section IV: Foreign Merger Series**

[Foreign merger series includes acquisitions in which the acquired company is foreign or a foreign subsidiary or division of an American company and the acquiring company is an American company or foreign subsidiary of an American company. Data are for 1973.]

**ANALYTICAL TABLES, FOREIGN MERGER SERIES**

- 28. Number of foreign mergers and acquisitions, completed and pending, by industry acquired companies. (p. 274)
- 29. Number of foreign mergers and acquisitions, completed and pending, by industry of acquiring companies. (p. 275)
- 30. Number of foreign acquisitions, completed and pending, by asset size of acquiring company. (p. 276)

**AMERICAN COMPANIES ACQUIRED BY FOREIGN COMPANIES**

- 31. Number of American companies acquired by foreign companies, completed and pending, by industry of acquired companies. (p. 277)
- 32. Number of American companies acquired by foreign companies, completed and pending, by industry of acquiring companies. (p. 278)
- 33. Number of American companies acquired by foreign companies, completed and pending, by asset size of acquired companies. (p. 279)
- 34. Number of American companies acquired by foreign companies, completed and pending, by asset size of acquiring companies. (p. 280)

**LISTS OF INDIVIDUAL ACQUISITIONS**

- 35. List of foreign mergers and acquisitions completed. (p. 283)
- 36. List of foreign mergers and acquisitions pending. (p. 294)
- 37. Parent-subsidiary list for foreign merger series. (p. 298)

**9406  
FEDERAL TRADE  
COMMISSION**

**Publications  
in Series**

**9406-1  
★  
ECONOMIC REPORTS OF  
THE FEDERAL TRADE  
COMMISSION**  
●Item 535.  
GPO; for individual  
bibliographic data, see below.  
ASI/MF

Continuing series of reports on the structure and marketing practices of selected industries. The title of most reports starts with "Economic Report on" followed by the topic of the particular report.

For further description of the series and previous reports, see ASI 1974 Annual under this number.

FTC has also published a group of *Economic Papers, 1966-69*. For description, see ASI 1974 Annual, 9408-2.

**9406-1.18: Dairy Industry**

[Mar. 1973 (released Nov. 20, 1974). viii + 152 p. S/N 1800-00157. \$1.85.]

By Russell C. Parker. Report on the structure of the dairy industry and its performance trends through 1971. Based primarily on field interviews with dairies and various dairy marketing experts. Discusses mergers, concentration and its causes, and food chain vertical integration into processing. Includes 50 supporting tables.

**9406-1.19: Television Repair Industry in Louisiana and California: A Case Study**

[Nov. 1974. vi + 56 p. FT1.2:T23. S/N 1800-00166. \$1.20.]

By John J. Phelan. Predominantly narrative report on the price of TV repairs and the incidence of fraudulent (unnecessary) repairs in San Francisco and New Orleans, where State laws govern the television repair industry, and in Washington, D.C., where the industry is not regulated. Data are based on identical test repairs in each city, 1973.

Includes 5 tables on prices and fraudulent repairs for each test; and on regulatory activities in Louisiana.

**9482  
INTERSTATE COMMERCE  
COMMISSION  
Current Periodicals**

**9482-10 REVENUES, EXPENSES,  
OTHER INCOME, AND  
STATISTICS OF CLASS I  
MOTOR CARRIERS OF  
PASSENGERS**  
Semiannual. 4 p.  
Statement 750. ●Item 690. †  
ASI/MF IC1mot.12:(date).

Semiannual report on motor passenger carrier operating revenues, expenses, income, highway and vehicle mileages, and number of passengers by type of route, for 6 months ended in June 1974, with comparative data for the same period of the previous year.

Contents consist of the following tables, all showing data for 6 months ended June 30, 1974 and 1973:

1. Summary by districts and regions for intercity and local or suburban carriers. (p. 1)
2. Individual intercity carriers by region. (p. 2-3)
3. Individual local or suburban carriers by regions. (p. 4)

The end-of-year report shows data for 12 months ended in Dec.

**9482-12 REVENUES, EXPENSES AND  
STATISTICS OF FREIGHT  
FORWARDERS**  
Semiannual. Dec. 1973. 3 p.  
Statement 950 (QFF). †  
ASI/MF IC1.19:973-2.

Semiannual report on freight forwarder operating revenues, expenses, income, tons of freight and number of shipments received from shippers, for year ending in Dec. 1973, with comparative data for the previous year.

Data are compiled from quarterly reports of forwarders having gross yearly revenues of \$100,000 or more. A June report cumulating data from Jan. to June is also published.

Contents: 1 summary table by financial category (p. 1); and selected financial data by individual companies (p. 2-3).

## 9484 INTERSTATE COMMERCE COMMISSION

### Annuals and Biennials

**9484-3 FREIGHT COMMODITY  
STATISTICS, 1972. Motor  
Carriers of Property**  
Annual. 1974. xiv+97 p.  
●Item 687-A. GPO \$1.50.  
ASI/MF S/N 2600-00973.  
IC1Mot.22:972.

Annual summaries of motor carrier freight commodity revenues and traffic reported to the ICC by Class I common and contract carriers of property for 1972. Data are shown by commodity groups compatible with SIC 3-digit level of detail, supplemented by 4- and 5-digit detailed classifications. Data are presented separately for the U.S., eastern, western, and southern districts, and 9 regions within them.

Contents: brief introduction, definitions of regions and terms, and commodity code classifications (p. i-xiv); and extended tables showing number of truckloads and tons of freight originated and delivered to connecting carriers, and gross freight revenue for each detailed commodity group. Data are arranged as follows:

- a. U.S. (p. 2-9)
- b. Eastern district; New England, Middle Atlantic, and Central regions. (p. 10-41)
- c. Southern district. (p. 42-49)
- d. Western district; Northwestern, Mid-Western, Southwestern, Rocky Mountain, and Pacific regions. (p. 50-97)

**9484-6 RAIL CARLOAD COST  
SCALES, 1972**  
★  
Annual. Oct. 1974.  
iv+252 p. Statement IC1-72.  
●Item 682-C. † ASI/MF  
IC1acco.7:972.

Annual report for 1972 on cost scales and unit costs for Class I line-haul railways in 7 ICC regions. Costs are derived from analysis of Rail Form A filed by railways. Data are for ICC use in ratemaking and for carriers and shippers.

Contents:

- a. Introduction with list of railroads in each region and explanation of methodology. (p. 1-7)
- b. 18 text and 5 appendix tables and interspersed explanatory text on how to use tables to compute costs; tables present variable and constant costs by region, and by type of equipment and operation. (p. 8-206)
- c. 5 tables with data for 1971, which were not previously published. (p. 207-252)

*Rail Carload Cost Scales* has been published annually since 1948, except for 1971.

## 9486 INTERSTATE COMMERCE COMMISSION

### Publications in Series

**9486-1 TRANSPORT STATISTICS IN  
THE U.S., 1972. Parts 1, 5-9**  
●Item 699.  
GPO; for individual  
bibliographic data, see below.  
ASI/MF IC1.25:972/pt.(nos.)

Annual report, providing detailed statistical data for 1972 traffic, operations, equipment, finances, and employment for carriers subject to the Interstate Commerce Act.

Report is composed of 6 parts, issued separately as follows:

- Part 1. Railroads, Their Lessors and Proprietary Companies, REA Express, Inc., and Electric Railways; issued in 2 releases.
- Part 5. Carriers by Water.
- Part 6. Pipe Lines.
- Part 7. Motor Carriers; issued in 3 releases.
- Part 8. Freight Forwarders.
- Part 9. Private Car Lines.

Contents of previously published parts are described in ASI 1974 Supplement 6 under this number. Described below is Release 3 of Part 7, with 1972 data.

Publication is the 19th annual report under this title; it supersedes *Statistics of Railways in the U.S.* (86th annual report) and other time series.

**9486-1.5: Part 7. Motor Carriers, 1972**  
[Release 1. 1973. iii+(10-35) p. MC 07904(74). S/N 2600-00951. \$0.80.]  
[Release 2. 1974. iv+(4-10) + (35-137) p. S/N 2600-00961. \$2.05.]  
[Release 3. 1974. v+(2-4) + (137-177) p. S/N 2600-00978. \$1.25.]

Annual report presenting financial and operating data for Class I intercity carriers of general freight (first release); Class I common and contract carriers of intercity and local property commodities and passengers (second release); and Class II common and contract carriers (third release).

A complete table of contents, introduction, map of motor carrier regions, and number of companies covered are included in each release (3-5 p.). Tables and pages have been numbered sequentially for the part as a whole, irrespective of the release in which they have been included, and can be interfiled to make up the whole part in its regular order.

All data are presented by district and region, and are for 1972, unless otherwise indicated.

Tables in the third release are listed below; for listing of remaining tables, see ASI 1974 Supplement 6 under this number.

#### THIRD RELEASE TABLES:

1. Selected financial and operating data, Class I and Class II motor carriers of property, 1968-72 [by year, intercity, and local]. (p. 2)

#### CLASS II INTERCITY CARRIERS

37. Summary of selected financial and operating data of carriers of property in intercity service [assets, liabilities, income, equipment, employees, and other; includes data shown in Tables 38, 49, and 50, below]. (p. 138)

37A. Operating taxes and licenses [Federal, and by State and type of tax]. (p. 143)

38. Summary of selected financial and operating data, common carriers of general freight. (p. 144)

48A. Operating statistics, supplement, common carriers of general freight engaged in intercity service [hours, miles, and revenues in pickup and delivery service, and linehaul service, tons carried]. (p. 150)

49-50. Summary of selected financial and operating data of common and contract carriers of property commodities other than general freight. (p. 152-163)

51-51A. Operating statistics, common and contract carriers reporting revenue ton-miles. (p. 164-171)

#### CLASS II LOCAL CARRIERS

52. Summary of selected financial and operating data, property carriers. (p. 172)

52A. Operating taxes and licenses, property carriers [Federal, State, and type of tax]. (p. 177)

**9502  
 NATIONAL AERONAUTICS  
 AND SPACE  
 ADMINISTRATION**  
**Current Periodicals**

**9502-1 POCKET STATISTICS, NASA**  
 Semiannual. July 1974.  
 57 p. † ASI/MF

Semiannual pocket-size report presenting selected data on NASA spaceflights and aeronautics research, fiscal matters and manpower; and on USSR space flights. Data cover various periods from 1957 through June 1974.

Contents consist of charts, tables, and brief project and mission summaries, described below.

Before 1974 this report was issued monthly; during 1974 it has been issued in Feb. and Apr. as a bimonthly; it is now planned that the report will be issued semiannually in Jan. and July.

NASA also publishes an annual *Historical Pocket Statistics* (see ASI 1974 Supplement 6, 9504-6).

**9502-1.1: U.S. Technical Performance Data**

[Data in [7]-[10] consist of short nontabular descriptions of current missions and projects.]

- [1] Current U.S. space transportation system [size and payload capability of rockets]. (p. 2)
- [2] NASA official assessment of missions, 1973-June 1974. (p. 3)
- [3] NASA record of performance [vehicle and mission], 1958-June 1974. (p. 4-5)
- [4] Summary of NASA missions performance, by major program activity, 1958-June 1974. (p. 6-7)
- [5] NASA mission launch readiness schedule, 1974-79. (p. 8-9)
- [6] Launch vehicle summary [stages and engines, propellant, thrust, diameter, height, payload capability, and date of first launch]. (p. 10-11)
- [7] Manned mission summary. (p. 12-15)
- [8] Planetary mission summary. (p. 16)
- [9] Space science mission summary. (p. 17-19)
- [10] Applications mission summary. (p. 20-23)
- [11] Aeronautics research summary. (p. 24-28)
- [12] NASA major launch record [mission name, vehicle, launch and down dates, period, orbital parameters, payload, and remarks], 1973-June 1974. (p. 29-33)

**9502-1.2: U.S.-USSR Data**

- [1] Summary of major space firsts [event, mission, and dates], 1957-74. (p. 36-41)
- [2] Soviet spacecraft designations [names and descriptions]. (p. 42)
- [3] Unofficial tabulation of USSR spaceflights [number flights, by spacecraft], 1957-June 1974. (p. 43)
- [4] Unofficial record of USSR missions [name, launch date, orbital inclination, current status], 1973-June 1974. (p. 44-46)

**9502-1.3: Fiscal Data**

ASI 1974

[Data are current as of May 31, 1974.]

- [1] Legislative history [authorizations and appropriations], FY75. (p. 47)
- [2] Financial summary [total appropriations, obligations, and outlays for R&D, facilities construction, and program management], FY59-74. (p. 48)
- [3] NASA appropriation summary [for R&D, facilities construction, and program management], FY59-75. (p. 49)
- [4] R&D funding, by program, FY72-74. (p. 50)
- [5] Funding, by installation/location, FY72-74. (p. 51)

**9502-1.4: Manpower Data**

[Data are current as of May 31, 1974.]

- [1] Personnel summary [total permanent, minority, female, and military employees, by installation]. (p. 52)
- [2] Analysis of onboard permanent personnel [number of employees in 6 occupational categories, by installation]. (p. 53)
- [3] Personnel profile [for 6 occupational categories], FY59-74. (p. 55)
- [4] Personnel summary [number of employees onboard at end of fiscal year], FY70-74. (p. 56)

**9504  
 NATIONAL AERONAUTICS  
 AND SPACE  
 ADMINISTRATION**  
**Annals and Biennials**

**9504-1 OFFICE OF PERSONNEL  
 REPORT: The In-House Work  
 Force, FY74**  
 Annual. 1974. viii+134 p.  
 † ASI/MF

Annual report on size and characteristics of NASA workforce and on personnel changes, FY74 with some data for earlier years.

Contents consist of 62 charts with accompanying tabular data showing numbers and percent distributions; and reference statistics and notes as follows:

- a. Profile of NASA employees, by employment category, occupational group, education, age, GS grade, salary, sex, minority group, and NASA installation; 29 charts. (p. 3-59)
- b. Accessions and separations, by occupational group, installation, GS grade, and sex; 9 charts. (p. 62-79)
- c. Promotions and demotions, and reduction in force separations, by occupational group and installation; 10 charts. (p. 80-101)
- d. Within-grade increases, by installation; and honor awards, by type, installation, and GS grade; 7 charts. (p. 102-115)
- e. Number of employees in exclusive union bargaining units, by installation and occupational group; 2 charts. (p. 116-119)
- f. Retirements and retirement eligibility, by type; 5 charts. (p. 120-127)
- g. NASA employment: permanent and other, full-time, part-time, and intermittent, and in miscellaneous categories, by installation and occupational group, as of June 30, 1973; 3 tables. (p. 130-132)
- h. Explanatory notes. (p. 133-134)

---

**9506  
NATIONAL AERONAUTICS  
AND SPACE  
ADMINISTRATION**


---

**Publications  
in Series**

---

**9506-2 NASA NEWS PRESS KITS**  
★ † For individual bibliographic data, see below. ASI/MF

Series of press releases providing news and background information on individual NASA projects, upon occasion of launches or other significant developments. Releases generally include a news summary, launch and activity schedules, tracking information, and technical descriptions of launch vehicles and spacecraft.

This series is assigned regular NASA news release numbers; current releases are listed below.

**9506-2.1: Pioneer 11 Jupiter Encounter**  
[Nov. 19, 1974. 69 p. Release 74-292.]

**9506-2.2: Skynet 11-B/Delta 105 Communications Satellite**  
[Nov. 13, 1974. 5 p. Release 74-303.]

**9506-2.3: Intelsat IV Communications Satellite**  
[Nov. 14, 1974. 9 p. Release 74-305.]

**9506-2.4: Helios-A Solar Probe**  
[Nov. 25, 1974. 38 p. Release 74-314.]

**9506-2.5: Symphonie/Delta 106 Communications Satellite**  
[Dec. 12, 1974. 9 p. Release 74-316.]

---

**9568  
NATIONAL FOUNDATION ON  
THE ARTS AND THE  
HUMANITIES**


---

**Special and  
Irregular Publications**

---

**9568-10 NATIONAL ENDOWMENT  
FOR THE ARTS NEWS:  
ARTISTS-IN-SCHOOLS  
PROGRAM FOR 1975-76  
ANNOUNCED**  
★ Dec. 20, 1974. 10 p. †  
ASI/MF

News release listing individual 1975-76 grants, totaling \$3.3 million, awarded in the Artists-in-the-Schools program of the National Endowment for the Arts.

---

**9584  
NATIONAL LABOR  
RELATIONS BOARD**  
**Annuals and Biennials**


---

**9584-1 THIRTY-NINTH ANNUAL  
REPORT OF THE NATIONAL  
LABOR RELATIONS BOARD,  
FY74**  
Annual. 1974. xi+243 p.  
●Item 824. GPO \$2.45.  
ASI/MF S/N 3100-00148.  
LR1.1:974.

Thirty-ninth annual report on NLRB operations during FY74. Contains narrative review with 15 charts (p. 1-179); index of cases discussed (p. 180-185); and appendix, with glossary and 37 tables, listed below (p. 186-243).

**TABLES:**

[Data are for FY74, unless otherwise noted.]

**9584-1.1: Board Cases**

**SUMMARY**

1. Total received, closed, and pending. (p. 195)
  - 1A. Unfair labor practice cases received, closed, and pending. (p. 196)
  - 1B. Representation cases received, closed, and pending. (p. 197)
2. Types of unfair labor practices alleged. (p. 198)

**FORMAL AND REMEDIAL ACTIONS**

- 3A. Formal actions taken in unfair labor practice cases. (p. 199)
- 3B. Formal actions taken in representation and union deauthorization cases. (p. 200)
- 3C. Formal actions taken in amendment of certification and unit clarification cases. (p. 201)
4. Remedial actions taken in unfair labor practice cases closed. (p. 202)

**CASES RECEIVED: BY REGION AND INDUSTRY**

5. Industrial distribution of cases received. (p. 204)
  - 6A. Geographic distribution of cases received. (p. 206)
  - 6B. Standard Federal Administrative Regional distribution of cases received. (p. 208)

**DISPOSITION OF CASES**

7. Analysis of methods of disposition of unfair labor practice cases closed. (p. 210)
  - 7A. Analysis of methods of disposition of jurisdictional dispute cases closed prior to unfair labor practice proceeding. (p. 212)
8. Disposition by stage of unfair labor practice cases closed. (p. 213)
9. Disposition by stage of representation and union deauthorization cases closed. (p. 214)
10. Analysis of methods of disposition of representation and union deauthorization cases closed. (p. 215)
  - 10A. Analysis of methods of disposition of amendment of certification and unit clarification cases closed. (p. 216)

**9584-1.2: Elections**

**RESULTS AND VOTES CAST**

- 11. Types of elections resulting in certification in cases closed. (p. 216)
- 11A. Analysis of elections conducted in representation cases closed. (p. 217)
- 11B. Representation elections in which objections and/or determinative challenges were ruled on in cases closed. (p. 218)
- 11C. Objections filed in representation cases closed, by party filing. (p. 219)
- 11D. Disposition of objections in representation cases closed. (p. 219)
- 11E. Results of rerun elections held in representation cases closed. (p. 220)
- 12. Results of union-shop deauthorization polls in cases closed. (p. 221)
- 13. Final outcome of representation elections in cases closed. (p. 222)
- 14. Valid votes cast in representation elections, by final results of election, in cases closed. (p. 226)

**BY REGION, INDUSTRY, AND SIZE OF UNIT**

- 15A. Geographic distribution of representation elections held in cases closed. (p. 230)
- 15B. Standard Federal administrative regional distribution of representation elections held in cases closed. (p. 232)
- 16. Industrial distribution of representation elections held in cases closed. (p. 234)
- 17. Size of units in representation election cases closed. (p. 236)

**9584-1.3: Unfair Labor Practice Situations**

- 18. Distribution of unfair labor practice situations received, by number of employees in establishments. (p. 238)

**9584-1.4: Court Cases**

- 19. Litigation for enforcement and/or review of Board orders, and cumulative totals, FY36-73. (p. 239)
- 19A. Proceedings decided by circuit Courts of Appeals on petitions for enforcement and/or review of Board orders, FY73 compared with 5-year cumulative totals, FY69-73. (p. 240)
- 20. Injunction litigation under section 10(c), 10(j), and 10(l). (p. 241)
- 21. Miscellaneous litigation involving NLRB; outcome of proceedings in which court decisions issued. (p. 242)

**9584-1.5: Advisory Opinion Cases**

- 22. Advisory opinion cases received, closed, and pending. (p. 243)
- 22A. Disposition of advisory opinion cases. (p. 243)

**9624  
NATIONAL SCIENCE  
FOUNDATION  
Annuals and Biennials**

**9624-8 RESEARCH AND DEVELOPMENT IN INDUSTRY, 1972: Funds, 1972: Scientists and Engineers, Jan. 1973**

Annual. July 1974.  
vi + 84 p. NSF 74-312.  
●Item 834-T. GPO \$2.05.  
ASI/MF NS1.22:In2/972.  
73-603458.

Annual report on funds spent by industry on R&D, 1972, and employment of R&D scientists and engineers as of Jan. 1973, with trends from 1953. Data are derived from an annual Census Bureau survey of all manufacturing companies with 1,000 or more employees, and a probability sample of smaller manufacturing companies and nonmanufacturing companies known to conduct R&D.

Contents: summary (p. vi); introduction and narrative report, with summary charts and tables (p. 1-16); and the following appendices:

- a. Technical notes on scope, method and definitions, with 3 tables on sampling ratios and standard errors. (p. 19-23)
- b. 55 tables, listed below. (p. 24-75)
- c. Facsimiles of survey forms. (p. 76-84)

Report is 16th in an annual series based on Census Bureau surveys dating back to 1957. Two earlier reports covering the 1953-56 period were based on BLS surveys. This annual report is issued as part of NSF Surveys of Science Resources series (see 9627).

**TABLES:**

[For most tables, industries and product fields are classified into 20 to 28 groups, and listed with appropriate SIC codes. Size of company is measured by number of employees, using 4 groups ranging from less than 1,000 to more than 10,000.]

**9624-8.1: Total Funds for R&D**

- B-1. Trends in funds for industrial R&D by source, 1953-72. (p. 26)
- B-2. Selected data for R&D-performing companies, by industry, 1971 and 1972. (p. 27)
- B-3. Funds for R&D, by industry and size of company, 1956-58 and 1963-72. (p. 28)
- B-4. Funds for R&D, by industry and selected company size 1972. (p. 29)
- B-5. Funds for R&D, by industry and selected company size group, 1971. (p. 29)
- B-6. Funds for R&D, by industry, size of company, and size of R&D program, 1972. (p. 30)

**9624-8.2: Federal Funds for R&D**

- B-7. Federal funds for R&D, by industry and size of company 1957-58 and 1963-72. (p. 31)
- B-8. Federal funds for R&D, by industry and selected company size group, 1971 and 1972. (p. 32)

B-9. Federal funds for R&D, by selected industry and agency, 1963-72. (p. 33)

**9624-8.3: Company Funds for R&D**

- B-10. Company funds for R&D, by industry and size of company, 1957-58 and 1963-72. (p. 34)
- B-11. Company funds for R&D by industry and selected company size group, 1971 and 1972. (p. 35)
- B-12. Company-financed R&D contracted to outside organizations, by industry and selected company size group, 1971 and 1972. (p. 35)
- B-13. Companies with 1,000 or more employees contracting R&D to outside organizations, by industry and size of company, 1972. (p. 36)

**9624-8.4: Distribution of R&D Funds, by Size of Company and R&D Program**

- B-14. R&D-performing companies in manufacturing and nonmanufacturing industries, by size of company, 1972. (p. 37)
- B-15. R&D-performing companies with 1,000 or more employees, by size of company and R&D program, 1972. (p. 37)
- B-16. R&D-performing manufacturing companies with 5,000 or more employees, by industry and percent change in R&D funds, 1971-72. (p. 38)
- B-17. Percent of total, Federal, and company funds of R&D-performing companies ranked by size of R&D program, 1963-72. (p. 39)
- B-18. Percent of net sales and employment of R&D-performing companies ranked by size of R&D program, 1963-72. (p. 40)
- B-19. Percent of total and Federal R&D funds and of net sales of R&D-performing companies ranked by size of R&D program, by industry, 1972. (p. 41)
- B-20. R&D-performing companies with 1,000 or more employees and number with Federal R&D funds, by industry and size of company, 1972. (p. 42)

**9624-8.5: Geographic Distribution of R&D Funds**

- B-21. Geographic distribution of funds for industrial R&D, 1963-72. (p. 43)
- B-22. Geographic distribution of funds for industrial R&D, by source of funds, 1972. (p. 44)

**9624-8.6: Distribution of R&D Funds, by Major Type of Cost**

- [Cost types: scientists and engineers wages, support personnel wages, materials, other.]
- B-23. Distribution of R&D costs, by industry and type of cost, 1972. (p. 45)
  - B-24. Distribution of R&D costs, by industry and type of cost, 1971. (p. 46)

**9624-8.7: Employment of R&D Scientists and Engineers**

- B-25. Full-time-equivalent number of R&D scientists and engineers, by industry and size of company, 1957-58 and 1963-72. (p. 47)
- B-26. Full-time-equivalent number of R&D scientists and engineers, by industry and selected company size group, Jan. 1972 and Jan. 1973. (p. 48)

B-27. Man-years of R&D scientists and engineers, by industry, size of company, and R&D program, 1972. (p. 49)

B-28. Full-time-equivalent number of R&D scientists and engineers, by industry and source of R&D funds, Jan. 1972 and Jan. 1973. (p. 50)

B-29. Federally supported R&D scientists and engineers, by selected industry and agency, 1963-72. (p. 51)

B-30. R&D scientists and engineers per 1,000 employees, by industry and size of company, 1958 and 1963-72. (p. 52)

#### 9624-8.8: R&D Funds Related to Employment and Net Sales

##### FUNDS RELATED TO EMPLOYMENT

B-31. Cost per R&D scientist or engineer, by industry and size of company, 1957-58 and 1963-72. (p. 53)

B-32. Cost per R&D scientist or engineer, by industry and selected company size group, 1972. (p. 54)

B-33. Cost per R&D scientist or engineer in companies ranked by size of R&D program, 1963-72. (p. 55)

B-34. Total and company R&D funds per employee, by size of company, 1963-72. (p. 55)

B-35. Total employment of R&D-performing companies, by industry and selected company size group, 1971 and 1972. (p. 56)

B-36. Employees in R&D-performing companies and total and company R&D funds per employee, by industry and selected company size group, 1972. (p. 59)

##### FUNDS RELATED TO NET SALES

B-37. Net sales of R&D-performing manufacturing companies, by industry and selected company size group, 1971 and 1972. (p. 58)

B-38. R&D funds as percent of net sales in R&D-performing manufacturing companies, by industry and size of company, 1957-58 and 1963-72. (p. 59)

B-39. Company R&D funds as percent of net sales in R&D-performing manufacturing companies, by industry and size of company, 1957-58 and 1963-72. (p. 60)

B-40. R&D funds as percent of net sales in R&D-performing manufacturing companies ranked by size of R&D program, by industry, 1972. (p. 61)

B-41. Company R&D funds as percent of net sales in R&D-performing manufacturing companies, ranked by size of net sales, by industry, 1972. (p. 62)

#### 9624-8.9: R&D Funds by Type of Research

##### FOR BASIC RESEARCH, APPLIED RESEARCH, AND DEVELOPMENT PERFORMANCE

B-42. Funds for basic research, applied research, and development, 1953-72. (p. 63)

B-43. Funds for basic research, applied research, and development performance, by selected industry and size of company, 1971 and 1972. (p. 64)

B-44. Funds for basic research, applied research, and development, by selected industry, source, and selected company size group, 1972. (p. 65)

##### FOR BASIC RESEARCH

B-45. Funds for basic research, by industry and size of company, 1957-58 and 1963-72. (p. 66)

B-46. Funds for basic research, by industry and selected company size group, 1971 and 1972. (p. 67)

B-47. Funds for basic research, by field of science, 1967-72. (p. 67)

B-48. Funds for basic research, by industry and field of science, 1972. (p. 68)

B-49. R&D-performing companies with 5,000 or more employees, and number performing basic research, by industry, 1972. (p. 69)

##### FOR APPLIED RESEARCH AND DEVELOPMENT

B-50. Funds for applied R&D, by product field, 1963-72. (p. 70)

B-51. Funds for applied R&D, by product field and source, 1972. (p. 71)

B-52. Funds for applied R&D, by industry and product field, 1972. (p. 72)

B-53. Funds for applied R&D, by industry and product field, 1971. (p. 73)

B-54. Funds for applied R&D, by industry and secondary product field, 1972. (p. 74)

B-55. Funds for applied R&D, by industry and secondary product field, 1971. (p. 75)

## 9626 NATIONAL SCIENCE FOUNDATION

### Publications in Series

#### 9626-1 REVIEWS OF DATA ON SCIENCE RESOURCES

★

●Item 834-G.

GPO; for individual bibliographic data, see below.  
ASI/MF NS1.11/2:(nos.)

Series of brief reports on scientific and engineering manpower and expenditures for research and development and other scientific activities. Some of the *Reviews* present preliminary findings later published in complete reports, or incorporated as historical comparative data in more recent study reports; others represent the only published source of the data.

The reports have the following general format: summary or highlights; narrative report with charts and tables; notes on the source of data or nature of the survey; footnotes on other related publications.

#### 9626-1.22: Federal Role in the Support of Graduate Science and Engineering Education

[No. 22. Nov. 1974. 5 p. NSF 74-317. \$0.25.]

Report tracing 1967-73 trends in NSF and other Federal support of graduate students in sciences and engineering. Data are from NSF's annual Survey of Graduate Science Student Support, Fall 1973 and earlier years.

Contains narrative discussion and 10 charts showing NSF proportion of Federal support, Federal R&D and academic science expenditures, and graduate enrollment in the sciences.

Preliminary estimates from 1973 Survey have been published elsewhere (see ASI 1974 Supplement 9, 9626-2.38); complete Survey results are published in *Graduate Science Education: Student Support and Doctorals* (for report from 1972 Survey, see ASI 1974 Supplement 4, 9627-7).



**9627  
NATIONAL SCIENCE  
FOUNDATION**

**Surveys of  
Science Resources Series**

**9627-9 ANALYSIS OF FEDERAL  
R&D FUNDING BY  
FUNCTION, FY69-75**  
Aug. 1974. x+69 p.  
NSF 74-313. ●Item 834-T.  
GPO \$2.25. ASI/MF  
NS1.22:F96/969-75.

73-600969.

Fourth report analyzing Federal funding of R&D by function. Discusses trends and compares Federal obligations to programs in the following 14 cross-agency functional categories: national security, space, health, transportation and communications, science and technology base, natural resources, environment, energy development and conversion, education, area and community development and housing, economic growth and productivity, income security and social services, crime prevention and control, and international cooperation and development.

All data are from annual surveys of Federal agencies for NSF report, *Federal Funds for Research, Development, and Other Scientific Activities* (see ASI 1974 Supplement 6, 9264-7). Data have been computed for FY69-75 using the same classifications (FY74-75 data are agency estimates).

Contents consist of highlights and introduction (p. vi-x), and:

Part I. Narrative summary of trends and priorities in Federal R&D funding among the 14 functional categories, with 2 summary tables and 2 charts. (p. 2-6)

Part II. Narrative discussion, in 14 sections, of funding trends in each of the 14 functions and 40 subfunctions. Includes 54 charts; and 1 table in each section showing percent distribution of R&D obligations by subfunction or, alternatively, by agency program, within the major category, FY69-75. (p. 8-57)

Appendix A. Technical notes on sources and methods and related NSF reports. (p. 58-60)

Appendix B. Detailed table showing Federal R&D obligations, total, and by function, subfunction, and individual Federal agency program, FY69-75. (p. 62-69)

This report is 2nd in series that classifies funding by program purpose as opposed to sponsoring agency function and uses the same functional classifications (report covering FY69-74 was described in ASI 1974 Supplement 3 under this number).

**9664  
PANAMA CANAL  
Annuals and Biennials**

**9664-2 ANNUAL REPORT OF  
INSURANCE BUSINESS  
Transacted in the Canal  
Zone, 1973**  
Annual. 1974. 26 p. †  
ASI/MF CZ1.9:973.

Annual report on insurance business transacted in the Canal Zone, 1973.

Contents: 1 table for each company operating in the Canal Zone, showing policies in force, premiums, and losses; by type of policy and coverage as follows:

- a. Fire and casualty companies. (p. 3-8)
- b. Life insurance companies. (p. 8-20)
- c. 2 summary tables of all companies. (p. 21-22)

Also includes excerpts from laws governing insurance companies in the Canal Zone. (p. 23-26)

**9764  
SMALL BUSINESS  
ADMINISTRATION  
Annuals and Biennials**

**9764-1 1973 ANNUAL REPORT,  
U.S. SMALL BUSINESS  
ADMINISTRATION: The Vital  
Majority**  
Annual. 1974. ●Item 901-A.  
GPO; for individual  
bibliographic data, see below.  
ASI/MF SBA1.1:973/v.(nos.)

Annual report on the 1973 activities of SBA. Includes data on loans made, and end-of-year status of loan funds; administrative expenses; and management and other types of assistance provided to small businesses.

Report is published in 2 volumes, individually described below.

**9764-1.1: Volume 1**  
[47 p. S/N 4500-00129. \$0.90]

Narrative report on SBA 1973 activities, including summaries of assistance provided in the areas of financing, management, and contract procurement; as well as minority business assistance. Includes scattered text statistics.

**9764-1.2: Volume 2**  
[197 p. \$2.40.]

Detailed report on the 1973 loan activity, and end-of-year status of SBA loan funds. Contents:

- a. Revolving fund financing of loan and other programs: 8 tables, listed below, preceded by narrative explanation. (p. 1-21)
- b. Required reports, Small Business Investment Act, with 6 interspersed tables, described below. (p. 22-39)
- c. List of all loans (except disaster) approved during 1973 by State, city, proprietor or business name, and amount of loan. (p. 41-188)
- d. List of section 8(a) contracts, and section 406 grants and contracts, by State, city, business or proprietor name, and amount of transaction. (p. 190-197)

**TABLES:**

[All data are current as of Dec. 31, 1973, unless otherwise noted.]

**LOAN FUND TABLES**

- 1. Business Loan and Investment Fund, Disaster Loan Fund, Lease and Surety Bond Guarantees Revolving Fund [combined balance sheet]. (p. 4)
- 2. Business Loan and Investment Fund, Disaster Loan Fund, Lease and Surety Bond Guarantees Revolving Fund [combined statement of income and expense]. (p. 6)
- 3. Status of Business Loan and Investment Fund. (p. 7)
- 4. Status of Disaster Loan Fund. (p. 13)
- 5. Status of Lease and Surety Bond Guarantees Revolving Fund. (p. 17)
- 6. Accountability for capital appropriations to revolving funds. (p. 19)

7. Administrative expenses by activity, Jan. 1 to Dec. 31, 1973. (p. 21)

8. Reconstruction Finance Corp. liquidation activity. Reduction in portfolio as of Dec. 31, 1973. (p. 21)

#### REQUIRED REPORTS TABLES

C. [Small business] investment company loans approved during 1973, direct funding. (p. 25)

[1] Funding through SBA guarantee of SBIC debentures purchased by private lenders. (p. 26)

[2] Federal agency procurement commitments to business and small business, FY73 [amounts, by agency]. (p. 28)

E-1. Estimated taxes attributable to incomes of businesses, by size of business receipts and form of business organization, 1970. (p. 31)

E-2. Number of returns and reported business income, by size of reported business receipts and form of business organization, 1970. (p. 32)

F-1. Selected financial data reported in tax returns by small business investment companies and by business credit agencies with total assets under \$25 million, 1970. (p. 35)

## 9768 SMALL BUSINESS ADMINISTRATION

### Special and Irregular Publications

**9768-4**      **USING CENSUS DATA TO  
★**              **SELECT A STORE SITE**  
Apr. 1974. 11 p.  
Small Marketers Aid 154. †  
ASI/MF

By Louis H. Vorzimer. Pamphlet explaining the use of Census tract data in selecting a location for a retail store. Includes 7 sample tables from the 1970 census showing general and social population characteristics, labor force status, family income, and housing.

**9768-6**      **METRIC SYSTEM AND  
★**              **SMALL BUSINESS**  
May 1973. 11 p. †  
ASI/MF

By Louis E. Barrow. Report for the small business man explaining metric system and the implications of adopting it. Includes 2 tables showing the meaning of prefixes denoting values of metric system units; and conversion factors for common measurement units.

More detailed information appears in *U.S. Metric Study Interim Reports* (see ASI 1974 Annual, 2216-1).

## 9774 SMITHSONIAN INSTITUTION Annuals and Biennials

**9774-2**      **NATIONAL ZOOLOGICAL  
PARK 18 MONTH REPORT,  
July 1, 1971-Dec. 31, 1972**  
1974. 66 p.  
Press Pub No 5112.  
●Item 910-J. † ASI/MF  
S11.1/2:971-72.

Report of the National Zoological Park in Washington, D.C., July 1, 1971-Dec. 31, 1972. Covers status of the collection (detailed tabulation by species, p. 9-27); veterinary health concerns, including classification of causes of deaths, May 1971-Apr. 1972 (p. 46-53); administration (visitors data, p. 59); and scientific activities of the staff.

This report marks the transition from fiscal to calendar year reporting; for description of FY71 annual report, see ASI 1974 Annual under this number.

## 9804 TENNESSEE VALLEY AUTHORITY

### Annuals and Biennials

#### 9804-6 POWER ANNUAL REPORT, FY74

Annual. 1974. 37 p. †  
ASI/MF Y3.T25:1-7/974.

Annual report on TVA power program and related activities, FY74 with trends from FY60. Covers sales, use, revenues, technological developments, construction, and payments to local governments in lieu of taxes.

Contents: narrative with 5 text tables, 5 charts, and 2 maps (p. 2-19); and 4 financial and 6 operating statistics tables, listed below (p. 21-37).

Operations of municipal and cooperative distributors of TVA power are covered in an annual report for FY73 (see ASI 1974 Annual, 9804-4); and in a separate report for FY69-73 (see ASI 1974 Annual, 9808-20).

#### 9804-6.1: Financial Statements, FY73-74

- [1] Net income and retained earnings, power program. (p. 21)
- [2] Balance sheets [assets and liabilities]. (p. 22)
- [3] Net expense accumulated net expense, nonpower programs. (p. 24)
- [4] Changes in financial position. (p. 26)

#### 9804-6.2: Operating Statistics

[Data are annual for FY60-74, unless otherwise noted.]

- [1] Power earnings. (p. 30)
- [2] Net power assets. (p. 32)
- [3] System input, system output (millions of KWH). (p. 34)
- [4] Customer statistics. (p. 36)
- [5] Fuel statistics, FY70-74 [fuel consumed, and fuel-to-power ratios, separate for steam and gas turbine plants]. (p. 37)

#### 9804-9 WORLD FERTILIZER MARKET REVIEW AND OUTLOOK

Biennial. 1974. 68 p.  
TA(QA)6-69. Bull. Y-70. †  
ASI/MF Y3.T25:3-2/Y-70.

By Edwin A. Harre et al. Biennial report on fertilizer consumption and production trends from 1967 and projected supply and demand to 1980 for developed, developing, and Communist nations. Forecasts are based on assessments of effective demand and probable production capacities. The report covers 3 primary plant foods (nitrogen, phosphates, and potash) and fertilizer materials.

Contents:

- a. Narrative, with 17 tables and 17 charts. (p. 1-34)
- b. 28 appendix tables on consumption, capacity, actual production, and trade, by world region. (p. 35-50)
- c. Examples of calculations of plant investment, production costs, and gate sale prices, with 15 tables and 18 charts. (p. 51-68)

Previous issue of this report, published in 1972, was titled *Estimated World Fertilizer Production Capacity as Related to Future Demands* (see ASI 1974 Annual under this number).

#### 9804-11 OFFICE OF ENGINEERING DESIGN AND CONSTRUCTION, TVA, FY74 Annual Report

Annual. Aug. 1974. 53 p.  
F 75E1R. † ASI/MF

Annual report on TVA design and construction of water control and power projects in FY74.

Contents:

- a. Summary with 1 chart and map of projects. (p. 4-9)
- b. Status of 6 major projects under construction, with scattered text statistics. (p. 10-29)
- c. Design division: description of work in progress; with 1 chart. (p. 30-35)
- d. Other project engineering and construction, including environmental protection activity. (p. 36-41)
- e. Total employment and budget, with 2 tables. (p. 42-45)
- f. Quality assurance, project controls, construction accounting, safety engineering, costs and estimating, and consultants. (p. 46-49)
- g. 2 tables on principal construction features of each major water control project and generating plant, including costs. (p. 50-53)

## 9842 U.S. CIVIL SERVICE COMMISSION

### Current Periodicals

#### 9842-1 FEDERAL CIVILIAN MANPOWER STATISTICS

Monthly. Approx. 23 p.  
SM 13 74(nos.) ●Item 293-E.  
† ASI/MF ASI/MF  
CS1.55/2:(date).  
2317(74).

Monthly report presenting current statistics on Federal civilian employees, including employment totals, payrolls, accessions and separations, and overseas employee citizenship. For further description of contents, and listing of regularly appearing tables, see ASI 1974 Annual under this number. Feature tables of the current issue are listed below.

#### 9842-1.14: November 1974 Feature Tables

##### SUMMER EMPLOYMENT FOR YOUTH

- [Data in tables 20-22 are as of Sept. 1974.]
20. Temporary summer employment appointments [by agency]. (p. 35)
  21. On board summer employees, all areas [by agency]. (p. 36)
  22. Place of duty of temporary summer employees, by State. (p. 37)
  23. Total temporary summer employment appointments, May through Sept. 1974. (p. 38)

## 9844 U.S. CIVIL SERVICE COMMISSION Annals and Biennials

**9844-6 PAY STRUCTURE OF THE FEDERAL CIVIL SERVICE, Mar. 31, 1973**  
Annual. Jan. 1974. iv+50 p.  
SM 33-73. •Item 299.  
GPO \$1.15. ASI/MF  
S/N 0600-00804.  
CS1.48:SM33-73.

Annual report on salary and wage information for full-time Federal civilian employees, as of Mar. 31, 1973, presenting data on employment by grade and salary within the various pay systems; by dept or agency; and, overseas, by citizenship. Based on agency submissions in response to the annual survey "Salary and Wage Distribution of Federal Civilian Employees."

No reports are received for employees of Congress or the Board of Governors of the Federal Reserve System. Statistics on the CIA and National Security Agency are also omitted.

### Contents:

Introduction with description of the Federal pay systems, the survey, and the coverage of the report; and summary with 5 charts. (p. 1-9)

App. A. 19 statistical tables, listed below. (p. 14-36)

App. B. 6 postal service tables, listed below. (p. 39-43)

App. C. 8 salary schedule charts and chronology of General Schedule salary legislation. (p. 47-50)

### TABLES:

[Pay system is broken down by General Schedule, Wage System, and other acts and administrative determination. All tables refer to Mar. 31, 1973.]

### STATISTICAL TABLES

#### 9844-6.1: Employment by Pay System

1. Employees by Federal agency and pay system, all areas. (p. 14)
2. Employees and aggregate and average salaries, by pay system and area [all areas, U.S. territories, foreign countries, U.S., D.C. metropolitan area, Alaska, and Hawaii]. (p. 17)

#### 9844-6.2: General Schedule Employment

3. Employees by Federal agency and General Schedule grade, all areas. (p. 18)
4. Employees and aggregate and average salaries by General Schedule grades and areas [U.S. and D.C. metropolitan area]. (p. 20)
5. Employees of the Federal Government by General Schedule grade and step and percent distribution, all areas. (p. 21)
6. Employees of the Federal Government by General Schedule grade and step and percent distribution, United States. (p. 22)

#### 9844-6.3: Other Pay Systems

7. Employment in Foreign Service pay systems, all areas. (p. 23)
8. Employment [physicians, dentists, and nurses] in the Dept of Medicine and Surgery, VA, all areas. (p. 24)

#### 9844-6.4: Pay Levels and 1965-73 Changes

9. Employees by pay group and pay system, all areas. (p. 25)
10. Employees by pay group and pay system, U.S. (p. 26)
11. Changes in pay distribution, 1965-73, General Schedule employees, U.S. (p. 27)
12. Changes in pay distribution, 1965-73, Wage System employees, U.S. (p. 28)
13. Changes in pay distribution, 1965-73, employees under other non-postal pay systems. (p. 29)
14. Employees by pay group and pay system, D.C. metropolitan area. (p. 31)
15. Employees by pay group and pay system, U.S. territories. (p. 32)
16. Employees and average salaries in territories of the U.S., by pay system, citizenship [U.S., non-U.S.], and selected location. (p. 33)

#### 9844-6.5: Overseas Employment

17. Employees by pay group and pay system, foreign countries. (p. 34)
18. U.S. citizen employees by pay group and pay system, foreign countries. (p. 35)
19. Noncitizen employees by pay group and system, foreign countries. (p. 36)

### POSTAL SERVICE TABLES

#### 9844-6.6: Employment by Pay System

[All tables refer to full-time employment in all areas, as of Aug. 3, 1973.]

1. Postal Service employment by pay system. (p. 39)
2. Postal Service employees by pay group and pay system. (p. 40)
3. Postal Executive Schedule employment by level. (p. 41)
4. Fourth Class Postmasters by level and step. (p. 41)
5. Postal Management Schedule employment by level and step. (p. 42)
6. Postal Salary Schedule employment by level and step. (p. 43)

#### 9844-7

#### STUDY OF EMPLOYMENT OF WOMEN IN THE FEDERAL GOVERNMENT, 1973

Annual. 1974.  
243 p. + errata sheet.  
SM 62-09. •Item 299.  
GPO \$2.55. ASI/MF  
S/N 0600-00798.  
CS1.48:SM62-09.

Annual report on Federal civilian women white-collar employees as of Oct. 1973, with comparative data as of Oct. 1972. Provides detailed employment data by occupation, General Schedule (GS) grade level, and employing agency; and shows percent change in women's employment since 1972.

Data are from Central Personnel Data File (CPDF) supplemented by survey data submitted by 30 agencies. Report covers all Federal employees except employees of the Board of Governors of the Federal Reserve System, CIA, NSA, members and employees of Congress, ungraded Judicial Branch employees, and foreign nationals employed overseas.

Report is 8th in an annual series begun in 1966.

### Contents:

- a. Highlights, introduction, and note on employment trends, 1968-73, with 4 summary tables. (p. 5-15)
- b. 9 detailed tables, listed below. (p. 18-24)
- c. GS annual salary rates, effective Oct. 1, 1973. (p. 242)

#### 9844-7.1: Detailed Tables

[All tables refer to full-time white-collar Federal civilian employees, and show total employment and number and percent of women employees for 1973 and 1972. Occupational groups are defined in the *CSC Handbook of Occupational Groups and Series of Classes*.

Tables for "each agency" show separate data for 71 specific agencies and summary data for "all other."

A. Employment by agency and geographic area [D.C. metropolitan area, remainder of 50 States, territories, and foreign countries], Oct. 31, 1973. (p. 18)

A-1. Employment by agency and geographic area, Oct. 31, 1972. (p. 19)

B. Employment by GS and equivalent grades: summary. (p. 23)

C. Employment by GS and equivalent grades: each agency. (p. 24)

D. Employment by GS and equivalent grades: 23 occupational groups. (p. 99)

E. Employment by special categories [total professional, administrative, technical, clerical, other]. (p. 125)

F. Employment, by special categories [detailed specific positions] within [23] occupational groups. (p. 126)

G. Employment occupational group [23 groups]. (p. 169)

H. Employment by occupational group: each agency. (p. 170)

#### 9844-13 MINORITY GROUP EMPLOYMENT IN THE FEDERAL GOVERNMENT, Nov. 30, 1973

Annual. Sept. 5, 1974.  
17 p. no paging. •Item 299.  
† ASI/MF

Advance annual report on minority group civilian employment in the Federal Government as of Nov. 30, 1973, and change from the previous year. Shows number and percent of Negro, Spanish surnamed, American Indian, and Oriental employees by pay system and grade or salary level. Data are for all agencies combined and the U.S. Postal Service.

Contents: brief narrative analysis of table contents (p. 1-4); and 25 tables, described below.

Complete 1973 annual report, showing data for each agency and by State and SMSA, is scheduled for publication in summer 1975; for description of 1972 report, see ASI 1974 Annual under this number.

**TABLES:**

1-6. All agencies summary: full time employment. Show number and percent of all and minority group employees, Negroes, Spanish surnamed, American Indian, and Orientals, by pay system and grade level; and for the Postal Service. (6 p.)

7-25. Percent distributions of minority employees by pay category, grade groupings, and salary groupings; and change from 1972. (7 p.)

**9844-25 EXECUTIVE MANPOWER IN THE FEDERAL SERVICE**

Annual. June 1974.  
 iii + 24 p. •Item 295.  
 GPO \$0.75. ASI/MF  
 S/N 0600-0008.  
 CS1.2:Ex3/10/974.

Annual report on Federal executive manpower structure, staffing dynamics, and development during FY73. Based on Civil Service Commission studies, analyses of Executive Inventory records, agency reports, and other Commission materials.

Narrative, with 20 tables, covers the numbers of positions under various position, appointment, and pay authorities; kinds of positions; ways in which positions are vacated and filled; and the history of Government sponsored executive development and training programs.

For description of previous report, see ASI 1974 Annual, 9848-1.

**9844-26 IPA INTERGOVERNMENTAL ASSIGNMENT PROGRAM, 1974 Report**

Annual. Oct. 1974. 12 p.  
 BIPP 152-44. † ASI/MF

Annual report on temporary exchanges of personnel among Federal executive agencies, State and local governments, and universities, under the Intergovernmental Personnel Act of 1970. Includes 1 table showing numbers moving from and to Federal agencies, FY74 and cumulative from May 1971. Also includes a map showing cumulative program participants, by State.

**9848 U.S. CIVIL SERVICE COMMISSION**

**Special and Irregular Publications**

**9848-14 CIVIL SERVICE NEWS: FEDERAL EMPLOYEES HEALTH BENEFITS PROGRAM**

July 12, 1974. 3 p. † ASI/MF

Report on health insurance coverage changes made by Federal employees and annuitants, Nov. 15-30, 1973. Two tables show enrollment before and after the open season, new enrollments, and transfers for Blue Cross-Blue Shield, Aetna, employee organization plans, and individual and group practice plans, by individual plan and option.

ASI 1974

**9848-15 DECISION ANALYSIS FORECASTING FOR EXECUTIVE MANPOWER PLANNING**

June 1974. 30 p.  
 EMMTAP No. 3.  
 •Item 290-H. GPO \$0.70.  
 ASI/MF S/N 0600-00788.  
 CS1.85:3.

Technical paper describing a forecasting model, Decision Analysis Forecasting (DAF), for use in determining Federal executive manpower needs and resources at the agency level and below. The procedures used are presented on a step-by-step basis.

Report is part of a series, primarily non-statistical, on executive manpower management.

**9848-16 SELECTED REFERENCES ON EMPLOYEE SELECTION WITH EMPHASIS ON TESTING THE DISADVANTAGED**

Oct. 1972. v + 17 p.  
 TM-10-72-1. † ASI/MF  
 CS1.48:TM-10-72-1.

Bibliography on use of testing in hiring procedures, with major emphasis on hiring minority groups. Lists books and articles on tests, standards and guidelines, hiring the disadvantaged, elementary and intermediate statistics for testing, and differential validation. Brief notes are included.

**9848-17 REPORT ON OPEN SEASON ENROLLMENT TRENDS IN THE FEHB PROGRAM**

July 9, 1974. 3 + 10 p. † ASI/MF

Report on enrollment trends in the Federal Employees Health Benefits program during 8 periods 1961-73, when employees could transfer into plans. 8 charts illustrate premium differences of the plans, open season transfers and new enrollments, and average enrollee age for Blue Cross and Aetna.

**9852 U.S. INFORMATION AGENCY Current Periodicals**

**9852-1 U.S. INFORMATION AGENCY, 41st Semiannual Report to the Congress, July 1-Dec. 31, 1973**

Semiannual. 1974. 66 p.  
 •Item 672-B. † ASI/MF  
 IA1.1:973-2.

Semiannual report of USIA activities, as of Dec. 31, 1973. Includes data on media programs, publications, and participation in world exhibits.

Contents:

- a. Narrative discussion, with 6 tables showing number of staff positions, American and local, and FY74 budget for USIS posts in foreign countries, by country. (p. 4-61)
- b. 5 tables, listed below. (p. 62-66)

**TABLES:**

I. Appropriations to agency [by 5 categories of activities], FY70-74. (p. 62)

II. Authorized agency positions [domestic, and overseas American and local, by organizational element], FY70-74. (p. 63)

III. Allocations and obligations by organizational element, FY74. (p. 64)

IV. Availability, planned obligations, actual obligations, and FY73 expenditures for 3 agency programs, as of Dec. 31, 1973. (p. 65)

[V] Weekly hours of Voice of America broadcasts in 35 languages. (p. 66)

**9864 U.S. POSTAL SERVICE Annuals and Biennials**

**9864-1 ANNUAL REPORT OF THE POSTMASTER GENERAL, 1973-74**

Annual. 1974. 52 p.  
 •Item 835. † ASI/MF  
 P1.1:974.

Annual report of the Postmaster General covering operations, postal rates, finances, mail volume, and employment, FY73-74 with trends from FY70.

Contents: narrative description interspersed with 8 charts and 13 tables, listed below.

**TABLES:**

[1] Financial and operating highlights [FY70-74]. (p. 1)

[2] Foreign rate conversion of selected countries' first unit of letter postage rate. (p. 9)

[3] Minutes of worktime required to match the cost of a letter stamp [U.S. and 9 foreign countries]. (p. 9)

[4] Analysis of FY73 revenue foregone subsidy, by class of mail. (p. 20)

[5] Financial operations, FY74. (p. 21)

[6] Balance sheet. (p. 40)

[7] Statement of operations and changes in equity. (p. 42)

[8] Statement of changes in financial position. (p. 43)

[9] Financial history summary [statement of operations, balance sheet, and analysis of changes in equity, FY70-74]. (p. 47)

[10] Operating statistics [revenue, weight, and number of pieces in each class of mail, 1970-74]. (p. 48)

[11] Special services [number of pieces and revenue, 1970-74]. (p. 50)

[12] Employees [FY70-74]. (p. 51)

[13] Offices, stations, and branches [FY70-74]. (p. 51)

---

## Special Boards, Committees, and Commissions

---

---

### 14784 MIGRATORY BIRD CONSERVATION COMMISSION Annuals and Biennials

---

14784-1 REPORT OF THE  
MIGRATORY BIRD  
CONSERVATION  
COMMISSION Fiscal Year  
Ended June 30, 1974  
Annual. Oct. 1974. 19 p. †  
ASI/MF Y3.M58:1/974.

Annual report for FY74 of the Migratory Bird Conservation Commission, created by the Migratory Bird Conservation Act of 1929 to recommend and set prices for purchase or rental of land and water areas for national wildlife refuges.

Contents: narrative report on land acquisition approvals, with 2 lists of acres purchased or leased, and 3 maps (p. 1-10); and 2 tables, listed below (p. 11-18).

#### TABLES:

[Data are shown for FY74 and cumulative status at the end of FY74.]

1. National migratory bird refuge lands, by refuge and State: lands purchased and leased with duck stamp funds [acres and cost] FY74 and cumulative; and cumulative total acres of donations or other acquisitions. (p. 11)
2. National waterfowl production areas, by county and State: lands purchased and interest acquired through easement with duck stamp funds [acres and cost] FY74 and cumulative; and cumulative total of other acres. (p. 17)

---

### 17604 U.S. ADVISORY COMMISSION ON INFORMATION Annuals and Biennials

---

17604-1 U.S. ADVISORY  
★ COMMISSION ON  
INFORMATION, 27TH  
REPORT  
Annual. July 1974.  
vii+102 p. •Item 1049-B. †  
ASI/MF Y3:Ad9/7:1/973.

Annual report evaluating FY74 activities and goals of the U.S. Information Agency and the Voice of America, by their advisory commission.

Contents:

- a. Narrative review of accomplishments of USIA and VOA, with 3 text tables; and recommendations. (p. 1-55)
- b. Memorandum from head of USIA summarizing agency developments. (p. 57-63)
- c. Analysis of USIA program effectiveness, including charts and tables from surveys taken at exhibits abroad. (For description of complete reports on opinion surveys taken at selected USIA exhibitions, see ASI 1974 Annual, 9856-1.) (p. 65-102)

## United States Courts

### 18204 ADMINISTRATIVE OFFICE OF THE U.S. COURTS Annuals and Biennials

**18204-2 ANNUAL REPORT OF THE DIRECTOR, FY74. Administrative Office of the U.S. Courts**  
Annual. 1974.  
289 xii+182+A107 p. var.  
paging. •Item 728. †  
ASI/MF Ju10.1:974.

Preliminary annual report of the Director of the Administrative Office of the U.S. Courts, FY74, including U.S. Courts of Appeals and District Courts data on civil and criminal cases; trials and juror utilization; probation and bankruptcy cases; special courts; naturalizations; dispositions by magistrates; numbers of judges and administrative personnel; and operating costs.

#### Contents:

- a. 9 narrative chapters, each prepared by a separate division of the U.S. Courts, with 109 tables and 12 charts. (182 p.)
- b. Appendix, with 53 tables supplementing and providing additional detail to those in the text. (107 p.)

All tables are listed below.

The final version of this report together with FY74 editions of *Reports of the Proceedings of the Judicial Conference of the U.S.*, the *Report of the Committee to Implement the Criminal Justice Act*, and the *Report on Applications for Orders Authorizing or Approving the Interception of Wire or Oral Communications* will be printed in one volume early in 1975. For description of the volume containing FY73 editions of the 4 reports, see ASI 1974 Supplement 5, 18204-8.

A semiannual report is also published, usually in May, providing data for the first half of the next fiscal year.

#### TABLES:

[Most tables show data broken down by the 10 Federal court circuits; circuit court data are often further broken down by State and State district, D.C., and outlying areas of Puerto Rico, Guam, and Virgin Islands.]

#### ADMINISTRATION

##### 18204-2.1: Division of Personnel

- [1] Judicial and administrative personnel of the Federal courts as of June 30, 1973 and 1974. (p. III-1)

##### 18204-2.2: Division of Financial Management

- [1] The judiciary (exclusive of the Supreme Court) preliminary statement of appropriation accounts, FY74. (p. IV-3)
- [2] Judiciary appropriation bill, (exclusive of the Supreme Court) 1975. (p. IV-5)
- [3] Judicial survivors annuity system, comparative statement of judicial participation and the number of survivor annuitants as of June 30, FY64-74. (p. IV-6)
- [4] Judicial survivors annuity system, comparative statement of receipts, disbursements, and balances in the Judicial Survivors Annuity Fund, FY65-74. (p. IV-7)
- [5] Judicial Survivors Annuity Fund investment holdings as of June 30, 1974. (p. IV-8)
- [6] Preliminary, status of funds available for the temporary Emergency Court of Appeals as of June 30, 1974. (p. IV-9)

#### MAGISTRATES

##### 18204-2.3: Cases and Dispositions

1. U.S. magistrate positions authorized by the Judicial Conference, FY70-74. (p. VI-1)
2. Matters disposed of by U.S. magistrates during FY72-74. (p. VI-3)
3. Minor offense cases disposed of by U.S. magistrates, by nature of offense, FY72-74. (p. VI-4)
4. Districts with highest number of minor offenses disposed of by magistrates during FY74. (p. VI-5)
5. Matters disposed of by full-time and part-time U.S. magistrates during FY74. (p. VI-7)
6. Matters disposed of by full-time magistrates in the 25 largest district courts (5 or more judgeships) during FY74. (p. VI-8)

#### BANKRUPTCY ADMINISTRATION

##### 18204-2.4: Activity Summary

- [1] [Bankruptcy cases filed, FY48-74.] (p. VII-1)
- [2] Filings, by circuit, FY73-74. (p. VII-2)
- [3] Business and non-business bankruptcies [FY65-74]. (p. VII-3)
- [4] Business and non-business cases, by circuit, FY74. (p. VII-5)
- [5] Filings by chapter of the Bankruptcy Act [FY65-74]. (p. VII-6)
- [6] Status of the Referees Salary and Expense Fund [FY65-74]. (p. VII-9)

#### PROBATION

##### 18204-2.5: Activity Summary

1. Investigative reports by probation officers, FY73-74. (p. VIII-3)
2. Persons received for supervision, FY73-74. (p. VIII-4)

3. Movement of persons under supervision during FY74. (p. VIII-5)
4. Workload of Federal probation officers, FY65-74. (p. VIII-6)
5. Persons removed from supervision, FY74. (p. VIII-6)

#### U.S. COURTS OF APPEALS

##### 18204-2.6: Activity Summary

1. Appeals filed, terminated and pending, FY62-74. (p. IX-1)
2. Appeals commenced, terminated, and pending, FY61 and FY69-74 by circuit. (p. IX-5)
3. Filings, terminations, and pending caseload per judgeship, FY61, FY66 and FY74. (p. IX-7)
4. Nature of suit or offense of appeals of U.S. District Courts filed in U.S. Courts of Appeals, 1969-74. (p. IX-8)
5. Impact of State prisoner petitions on filings, FY74. (p. IX-9)
6. Trend [number] of hearings held, FY70-74. (p. IX-9)
7. Hearings held, FY72-74. (p. IX-10)
8. Miscellaneous proceedings filed, FY72-74. (p. IX-11)
9. Activity of Temporary Emergency Court of Appeals, FY74. (p. IX-11)
10. Reversal rate of cases terminated after hearing or submission, FY73-74. (p. IX-12)
11. Cases under submission more than 3 months as of June 30, 1974. (p. IX-13)
- 11a. Opinions and memoranda filed in cases disposed of, FY74. (p. IX-13)

#### U.S. DISTRICT COURTS

##### 18204-2.7: Civil Cases

12. Number of cases pending per authorized judgeship, FY72-74. (p. IX-16)
13. Civil and criminal cases, FY40, FY50, FY60, FY69-74. (p. IX-17)
14. Civil cases filed, terminated and pending, FY60-74. (p. IX-18)
15. Civil cases commenced during FY60 and FY70-74, by circuit. (p. IX-20)
16. Civil cases commenced, by nature of suit, FY61 and FY69-74. (p. IX-21)
17. Filings of Interstate Commerce Commission rate cases, FY73-74. (p. IX-22)
18. Civil cases commenced, terminated and pending, FY73-74 [by circuit and district]. (p. IX-26)
19. Civil cases filed and terminated in 25 large courts, FY73-74. (p. IX-29)

#### CASES PENDING

20. Civil cases pending by nature of suit, FY68-74. (p. IX-30)

- 21. Age of civil cases pending June 30, FY61-74. (p. IX-31)
- 22. Civil cases pending 3 years or more, as of June 30, 1974, by jurisdiction and nature of suit. (p. IX-32)
- 23. Districts with 200 or more civil cases pending 3 years or more, FY73-74. (p. IX-33)

**PRISONER PETITIONS**

- 24. Prisoner petitions filed, FY66-74. (p. IX-34)
- 25. Civil cases filed, showing prisoner petitions, FY60-74. (p. IX-34)

**TERMINATIONS**

- 26. Civil cases terminated by action taken, FY69-74. (p. IX-35)

**BY TYPE OF CASES**

- 27. Antitrust cases commenced, FY60-74. (p. IX-38)
- 28. Case flow of I.C.C. cases, FY73-74. (p. IX-39)
- 29. U.S. Plaintiff land condemnation cases, FY62-74. (p. IX-40)
- 30. Environmental matters filed, terminated and pending by district, FY74. (p. IX-41)
- 31. Economic Stabilization Act cases, FY74. (p. IX-42)
- 32. Product liability cases filed, terminated, and pending, FY74. (p. XI-43)

**THREE JUDGE COURTS**

- 33. 3-judge court hearings by nature of suit, FY63-74. (p. IX-44)
- 34. 3-judge court hearings by district and nature of suit, FY74. (p. IX-45)
- 35. Action on 3-judge court hearings, by nature of suit, FY74. (p. IX-46)

**CLASS ACTION CASES**

- 36. Class action suits filed, FY74. (p. IX-47)
- 37. Civil class action cases pending on June 30, 1974, by nature of suit and district. (p. IX-48)
- 38. Civil class action cases commenced by basis of jurisdiction, FY74. (p. IX-52)
- 39. Class action civil suits commenced in FY74 and pending July 1, 1973 and June 30, 1974. (p. IX-53)
- 40. Class action civil suits filed in FY74 and pending on June 30, 1973 and 1974. (p. IX-54)

**CIVIL CASES TRANSFERRED**

- 41. Number and types of cases transferred during FY74 by order of the judicial panel on multidistrict litigation. (p. IX-56)
- 42. Civil cases transferred from 1 district to another during FY74. (p. IX-57)
- 43. Summary by district of civil cases transferred under 28 U.S.C. 1407 for the period July 7, 1968-June 30, 1974. (p. IX-58)

**18204-2.8: Criminal Cases**

- 44. Cases filed by nature of offense, FY61 and FY68-74 (excludes transfers). (p. IX-61)
- 45. Criminal cases commenced, terminated and pending, FY55-74. (p. IX-63)
- 46. Cases commenced showing nature of original proceedings during FY68-74 (excludes transfers). (p. IX-63)
- 47. Cases commenced, terminated and pending, FY73-74. (p. IX-65)

- 48. Cases pending June 30, 1969-74, by nature of offense. (p. IX-70)
- 49. Narcotic drug law case flow, FY70-74. (p. IX-71)
- 50. District courts having more than 500 criminal cases pending June 30, 1974. (p. IX-72)

**18204-2.9: Weighted Filings**

- 51. Weighted filings, FY62-74. (p. IX-73)
- 52. Districts with weighted filings per judge-ship of 500 or more, FY74. (p. IX-74)

**18204-2.10: Cases and Motions under Advisement**

- 53. District judges reporting on cases held under advisement, FY74. (p. IX-75)
- 54. Cases and motions held under advisement over 60 days, by circuit, FY74. (p. IX-76)
- 55. Cases and motions held under advisement over 60 days, FY69-74. (p. IX-76)

**18204-2.11: Passports and Naturalization**

- 56. Passport applications, petitions for naturalization, aliens naturalized, FY55-74. [For FY74 data broken down by circuit and district, see 18204-2.18 below.] (p. IX-77)

**18204-2.12: Juror Utilization**

- 57. Petit juror usage, 1971-74. (p. IX-79)
- 58. Juror usage reports, totals [by circuit and district], FY74. (p. IX-82)
- 59. Comparison of juror usage rankings [by circuit and district], FY74. (p. IX-84)
- 60. Rank of districts according to juror usage index, FY74. (p. IX-86)
- 61. Rank of districts by percentage of jurors serving on jury trials, FY74. (p. IX-87)
- 62. Rank of districts according to percentage of jurors challenged, FY74. (p. IX-88)
- 63. Rank of districts by percentage of jurors not selected, serving, or challenged, FY74. (p. IX-89)
- 64. Rank of districts by percentage of petit jurors not serving on trials, FY74. (p. IX-90)
- 65. Juror usage indexes for FY71-74. (p. IX-91)
- 66. Percentage of jurors serving on jury trials for FY71-74. (p. IX-92)
- 67. Percentage of jurors not selected, serving or challenged for FY71-74. (p. IX-93)

**18204-2.13: Federal Public/Community Defenders**

- 68. Caseload of Federal public/community defenders, FY72-74. (p. IX-95)

**18204-2.14: Trials**

- 69. Trials completed during FY62-74. (p. IX-97)
- 70. Length of trials, FY68, FY70, and FY72-74. (p. IX-98)
- 71. Median time interval from issue to trial in civil cases in which trials were completed in the 25 large metropolitan district courts, FY71-74. (p. IX-99)

**18204-2.15: Criminal Cases and Defendants**

- 72. Summary of defendants disposed of, FY69-74. (p. IX-101)
- 73. Criminal defendants disposed of showing median time interval from filing to disposition, FY63 and FY67-74. (p. IX-103)
- 74. Time period required for disposition of defendants, FY73-74. (p. IX-105)
- 75. Median time intervals from filing to disposition of defendants, FY73-74. (p. IX-108)
- 76. Median time intervals from filing to disposition of defendants disposed of, excluding dismissals, FY73-74. (p. IX-109)
- 77. Criminal cases pending one year or more, showing proportion of cases with fugitive defendants, FY68-74. (p. IX-111)
- 78. Defendants in criminal cases pending one year or more, showing type of status, FY73-74. (p. IX-111)
- 79. Defendants in criminal cases pending one year or more on June 30, 1974. (p. IX-112)
- 80. Fugitive defendants in criminal cases pending 1 year or more, FY70-74. (p. IX-113)
- 81. Criminal defendants pending one year or more, FY73-74. (p. IX-113)
- 82. Status of defendants in criminal cases pending one year or more on June 30, 1974. (p. IX-114)
- 83. Defendants pending one year or more. (p. IX-116)

**APPENDIX TABLES**

[All data are for FY74 unless otherwise noted.]

**18204-2.16: U.S. Courts of Appeals**

[Table B-6 omitted in the text.]

- B-1. Cases commenced and terminated, by circuit. (p. A-2)
- B-2. Petitions for review on writ of certiorari to the Supreme Court of the U.S. filed and disposed of. (p. A-4)
- B-3. Source of appeals and original proceedings commenced during FY70-1974, by circuit. (p. A-5)
- B-4. Median time intervals in cases terminated after hearing or submission. (p. A-8)
- B-5. Median time intervals in civil and criminal cases terminated after hearing or submission by circuit. (p. A-9)
- B-7. Nature of suit or offense of appeals from the U.S. district courts filed in the U.S. Courts of Appeals. (p. A-10)

**18204-2.17: U.S. District Courts**

**CIVIL CASES**

- C-1. Civil cases commenced and terminated, by district. (p. A-12)
- C-2. Civil cases commenced during FY73-74, by basis of jurisdiction and nature of suit. (p. A-14)
- C-3. Civil cases commenced, by nature of suit and district. (p. A-16)
- C-3a. Civil cases pending on June 30, 1974, by nature of suit and district. (p. A-20)
- C-4. Civil cases terminated, by nature of suit and action taken (land condemnation cases omitted). (p. A-25)



C-4a. Civil cases terminated, by district and action taken. (p. A-26)

C-5. Time interval from filing to disposition of civil cases terminated by district and method of disposition excluding land condemnation, habeas corpus cases, deportation reviews, and motions to vacate sentence. (p. A-28)

C-5a. Time interval from filing to disposition of civil cases terminated, by nature of suit and method of disposition (excluding land condemnation cases, prisoner petitions and deportation reviews). (p. A-30)

C-5b. Time interval from filing to disposition by nature of suit and method of disposition for land condemnation cases, habeas corpus cases, deportation reviews, and motions to vacate sentence. (p. A-31)

C-6a. Civil cases pending on June 30, 1974, by district and length of time pending (excluding land condemnation). (p. A-32)

C-6b. Land condemnation cases pending on June 30, 1974, by district and length of time pending. (p. A-34)

#### TRIALS

C-7. Civil and criminal trials completed, by district. (p. A-36)

C-8. Length of civil and criminal trials completed, by nature of suit or offense. (p. A-38)

C-9. Civil and criminal trials requiring 20 or more days, terminated during FY74. (p. A-40)

C-10. Time interval from issue to trial of civil cases in which a trial was completed during the fiscal year ended June 30, 1974, by district. (p. A-42)

#### CRIMINAL CASES

D-1. Criminal cases commenced and terminated by district. (p. A-44)

D-2. Criminal cases commenced during FY70-74, by nature of offense (excludes transfers). (p. A-46)

D-3. Criminal cases commenced, by nature of offense and district (excludes transfers). (p. A-48)

D-4. Criminal defendants disposed of by nature of offense and type of disposition. (p. A-52)

D-5. Criminal defendants sentenced after conviction, by nature of offense. (p. A-54)

D-6. Median time intervals from filing to disposition of criminal defendants disposed of, by district. (p. A-56)

D-7. Disposition of defendants changed with Federal offenses showing type of sentence, by district. (p. A-58)

D-8. Criminal cases pending June 30, 1974, by nature of offense and district. (p. A-62)

D-8a. Triable criminal cases pending June 30, 1974 by nature of offense and district (excludes cases with fugitive defendants). (p. A-66)

D-8b. Criminal cases pending June 30, 1974, by district and length of time pending. (p. A-70)

#### PROBATION

E-1. Persons received for and removed from supervision, Federal probation system, by district. (p. A-72)

E-2. Persons under the supervision of the Federal probation system, by district, June 30, 1974. (p. A-76)

#### BANKRUPTCY

F-1. Bankruptcy cases commenced and terminated, by district. (p. A-78)

F-2. Voluntary and involuntary cases commenced, by chapters of the Bankruptcy Act, by district. (p. A-80)

F-3. Voluntary bankruptcy cases commenced, by occupation of bankrupt or debtor. (p. A-82)

#### 18204-2.18: Special Courts and Public Defenders

##### CUSTOMS AND PATENT APPEALS

G-1. U.S. Customs Court [cases by type, FY73-74]. (p. A-84)

G-2. U.S. Court of Customs and Patent Appeals [cases pending, docketed, and disposed of, FY72-74]. (p. A-85)

##### FEDERAL PUBLIC DEFENDERS

K-1. Statistical summary of activities, by district. (p. A-86)

K-2. Statistical summary of criminal cases represented, by counsel, by type of offense. (p. A-88)

K-3. Statistical summary of cases handled by other representations. (p. A-89)

K-4. Summary of types of dispositions. (p. A-90)

##### COMMUNITY DEFENDER ORGANIZATIONS

L-1. Statistical summary of activities, by district. (p. A-91)

L-2. Statistical summary of criminal cases represented by counsel, by type of offense. (p. A-92)

L-3. Statistical summary of cases handled by other representations. (p. A-93)

L-4. Summary of types of dispositions. (p. A-94)

##### MAGISTRATES

M-1. Minor offense cases—defendants disposed of by U.S. magistrates, by nature of offense. (p. A-96)

M-2. Minor offense cases—defendants disposed of by U.S. magistrates, by type of disposition. (p. A-98)

M-3. Matters disposed of by U.S. magistrates pursuant to 28 U.S.C. 636(a). (p. A-100)

M-4. Matters disposed of by U.S. magistrates pursuant to 28 U.S.C. 636(b). (p. A-102)

##### PASSPORTS AND NATURALIZATION

P-1. Passport applications, petitions for naturalization, and aliens naturalized [by agency circuit and State]. (p. A-104)

##### OTHER

X-1a. Weighted filings per judgeship [by circuit and State]. (p. A-106)

X-2. Civil cases commenced, 1960 and 1966-74, and civil cases pending June 30, 1974, by nature of suit. (p. A-107)

#### 18204-3 MANAGEMENT STATISTICS FOR U.S. COURTS, 1974

Annual. 1974. 4+120 p. † ASI/MF

Annual report presenting one-page statistical profiles, including court workload and management data, on each of the 11 Federal courts of appeals and the 94 district courts, FY69-74.

Contents: introduction and explanation of format (p. b-d); 1 page statistical profiles for each circuit court of appeals, and a summary profile (p. 1-12); U.S. Courts of Appeals national profile (p. 13); 1 page profiles of each district court, by circuit, and comparisons of districts within the circuit (p. 14-119); and U.S. District Courts national profile (p. 120).

Each circuit profile shows the following data for the U.S. Court of Appeals, with comparison to the national average:

- Workload: circuit filings and percent of change; appeals filed, terminated, or pending per judgeship.
- Dispositions: method of termination; reversals or denials; and median time.
- Sittings in orally argued cases; and number of senior judges and judgeship vacancies.

Each District Court profile shows the following data for the court, with comparisons to the circuit and national average.

- Workload: district filings and percent of change; criminal, civil, and weighted filings, terminations, and cases pending, per judgeship.
- Dispositions: terminations; median time; and old cases.
- Use of jurors; judgeship vacancies.

#### 18204-4 JUROR UTILIZATION IN U.S. COURTS, 1974

Annual. Oct. 1974.  
iii+131 p. † ASI/MF

Fourth annual report on petit juror operations of the Federal district courts during FY74, with comparative information from FY71. Data include juror costs and usage analysis, and district court statistical profiles.

Contents: narrative summary with 4 charts and 14 tables, listed below (p. 1-25); explanation of data in the district profiles (p. 26); 1 juror usage profile for each district (p. 27-122); appendix listing U.S. District Courts with rules reducing the size of civil juries, as of Oct. 1974 (p. 123-130); and national juror usage profile (p. 131 foldout).

Each district profile shows:

- Number of judgeships and places of holding court.
- Number and percent of jurors and cost; available in court; who served on 1 or more trial juries; who were challenged; and who neither served nor were challenged.
- Average number of jurors available per jury trial day; cost per trial day and per jury day.
- Total number of civil and criminal jury trials and jury trial days.
- Comparison of number of jury trials, percent criminal, juror utilization, and cost per jury trial day, FY71-74.

**TABLES:**

[All data are shown by circuit and district court, except in tables 1-2. All data are for FY74, unless otherwise noted.]

1. Petit juror usage, FY71-74. (p. 4)
2. U.S. District Courts petit juror payments, FY72-74. (p. 6)
3. Juror expenditure breakdown. (p. 8)
4. Juror usage reports, totals. (p. 11)
5. Comparison of juror usage rankings. (p. 13)
6. Rank of districts according to juror usage index. (p. 15)
7. Rank of district by percentage of jurors serving on jury trials. (p. 16)
8. Rank of districts according to percentage of jurors challenged. (p. 17)
9. Rank of districts by percentage of jurors not serving on trials. (p. 18)
10. Rank of districts by daily estimated cost per jury trial. (p. 19)
11. Rank of districts by percentage of jurors not selected, serving or challenged. (p. 20)
12. Juror usage indexes, 1971-74. (p. 22)
13. Percentage of jurors serving on jury trials, 1971-74. (p. 23)
14. Percentage of jurors not selected, serving or challenged, 1971-74. (p. 24)

**18204-9 U.S. COURTS: Pictorial**

**★ Summary, FY74**

Annual. 1974. ii+18 p. †  
ASI/MF

Chartbook on the civil and criminal workload, expenses, and personnel of the U.S. Judiciary in FY74, including some data from the 1960's. Consists of summary and 19 charts on the Courts of Appeals, District Courts, and personnel and expenses. The *Annual Report of the Director* contains detailed statistical data on these subjects (for description, see this Supplement, 18204-2).

---

## United States Congress

---

### 21208 HOUSE ARMED SERVICES COMMITTEE

**Special and  
Irregular Publications**

---

**21208-4** DEPARTMENT OF DEFENSE  
★ ENERGY RESOURCES AND REQUIREMENTS  
1974. ii+390 p.  
CIS/Index (74) H201-25.  
●Item 1012. GPO \$2.90.  
ASI/MF  
Y4.Ar5/2a:973-74/44.  
09056(74).

Committee Serial No. 93-44. Hearings before the *Special Subcommittee on DOD Energy Resources and Requirements*, Jan.-May 1974, to examine the impact of energy and particularly petroleum shortages on the armed services.

Inserted statistics include the following tables on DOD requirements and consumption:

- a. DOD and other agencies' petroleum product requirements, Jan.-Mar. 1974; and Defense Fuel Supply Center monthly inventories, Oct. 1973-Jan. 1974; 3 tables. (p. 19 and 63)
- b. Ranking, by volume, of largest overseas DOD petroleum contractors, Oct. 1973; 1 table. (p. 81)
- c. DOD energy consumption by function FY73; petroleum procurement by country FY73; and delivered petroleum requirements by year 1949-74; 3 tables. (p. 115-120)
- d. DOD and other agencies' petroleum product requirements, May-June 1974; 3 tables. (p. 359-360)

### 21248 HOUSE BANKING AND CURRENCY COMMITTEE

**Special and  
Irregular Publications**

---

**21248-10** OIL IMPORTS AND ENERGY  
★ SECURITY: An Analysis of the Current Situation and Future Prospects  
Sept. 1974. viii+228 p.  
CIS/Index (74) H242-4. †  
ASI/MF

Parts I and II of a scheduled 6 part report submitted by the *Ad Hoc Committee on the Domestic and International Monetary Effect of Energy and Other Natural Resource Pricing*.

Report analyzes the effects of energy prices on the international monetary system, developing country financial problems, and present and future U.S. policy options.

ASI 1974

#### Contents:

- Part I. Analysis of the current situation. U.S. and world energy production, consumption, and costs, 1950-74; 29 tables, described below. (Chapters I-V, p. 3-99)
- Part II. Future prospects. Energy supply availability, projected import requirements, and price-import relationships, 1973-85; 21 tables, described below. (Chapters VI-XIII, p. 103-219)
- Appendix. Outline of schedule Parts III-VI (p. 223-225), and comments by Rep. Thomas M. Rees (p. 227-228).

Most data are from previously published government and industry sources, particularly the Dept of Interior report, *U.S. Energy through the Year 2000* (see ASI 1974 Annual, 5308-2), the National Petroleum Council, and the *Oil and Gas Journal*.

#### TABLES:

##### 21248-10.1: Part I

Includes the following more significant material on domestic energy industries, international markets, and costs and prices:

- a. Selected energy consumption, production, and imports, 1950-73; 9 tables. (p. 24-31)
- b. Wholesale price indexes, all commodities and selected fuel components, 1950-74; and monthly unemployment Apr. 1973-Mar. 1974; 2 tables. (p. 32-33)
- c. Crude and products average daily demand and stocks, selected dates 1970-74; 1 table. (p. 36)
- d. Petroleum product consumption and reserves, selected non-Communist countries; 2 tables. (p. 40-41)
- e. OPEC production by major international oil companies, 1965, 1969-72; and payments per barrel, 6 countries 1957-70; 2 tables. (p. 45-48)
- f. Selected production, refining, and marketing data, top 20 producing firms, varying years to 1972; 4 tables. (p. 54-57)
- g. Diversification of petroleum companies into related energy sources as of 1970; 1 table. (p. 59)
- h. Petroleum industry price data summary, changes in long term tanker freight rates, and petroleum production costs in 5 countries, selected dates 1971-74; 3 tables. (p. 84-87)
- i. Posted price movements and tax paid costs, selected oil exporting countries, varying periods, 1971-74; 2 tables. (p. 91)

##### 21248-10.2: Part II

Includes the following more significant material on domestic demand and import projections, and OPEC prices and costs:

- a. Energy consumption, population, and GNP, 1947-73; 1 table. (p. 129)
- b. Selected consumption projections, supply assumptions, potential availability, and

projected import requirements, 1985; 6 tables. (p. 130-136)

- c. Expected petroleum import sources for 2 import levels in 1985; and foreign exchange costs and calculated price increases with selected import restrictions, 1985; 5 tables. (p. 137-145)
- d. Comparison of oil imports as percentages of domestic production and domestic consumption; and steel tank storage costs of 2 projected import levels at oil prices of \$7.50 and \$10 per barrel; 2 tables. (p. 147-156)
- e. Projected long run OPEC prices; and costs and internal discount factors, by country; 2 tables. (p. 166-168)
- f. Revenue equivalents and OPEC trigger price factors, by country; 1 table. (p. 175)
- g. OPEC and world market production and reserve shares, by country 1970 and 1973; and price-import-resource costs at selected import and price levels; 4 tables. (p. 181-195, passim)

---

### 21348 HOUSE EDUCATION AND LABOR COMMITTEE

**Special and  
Irregular Publications**

---

**21348-15** FINANCIAL ASSISTANCE  
★ FOR IMPROVED EDUCATIONAL SERVICES FOR HANDICAPPED CHILDREN  
1974. v+372 p.  
CIS/Index (74) H381-50.  
●Item 1015. † ASI/MF

Hearings before the *Select Subcommittee on Education* to examine the extent and adequacy of educational opportunities for handicapped children, and to consider the Education for Handicapped Children Act, to authorize OE grants to States for the education of children with physical, mental, and emotional handicaps.

Includes the following insertions in the testimony:

- a. "Education of the Handicapped," Chapter 6 from *Services for Handicapped Children: A Program Overview* by Rand Corp. Discussion with 17 tables with OE data for various years 1971-73, on Federal, State and local expenditures for and handicapped children served by special education programs, by program, type of handicap, and State. (p. 7-49)
- b. Two prepared statements with 7 tables on 1972-73 costs for special education programs for handicapped children in Iowa and Maryland. (p. 271-281)

## 21388 HOUSE FOREIGN AFFAIRS COMMITTEE

### Special and Irregular Publications

- 21388-20 U.S. FUNDING FOR U.N.  
MIDDLE EAST  
PEACEKEEPING FORCES**  
★  
1974. iii+16 p.  
CIS/Index (74) H381-50.  
●Item 1017. † ASI/MF

Hearings before the *Subcommittee on International Organizations and Movements* to consider legislation authorizing funds for U.S. payment to UN for expenses of peacekeeping forces on the fronts between Egypt and Israel and between Israel and Syria.

Inserted into the testimony are 2 statistical tables showing:

- a. UN Emergency Force apportionment of \$30 million appropriation among assessed contributors, Oct. 25, 1973-Apr. 24, 1974; by country, percent of total, and among in dollars. (p. 8-9)
- b. Cost estimates (administrative, operational, and reimbursements to governments) for UN peacekeeping force in Middle East for Forthcoming 6 months; by type of cost. (p. 13)

## 21508 HOUSE INTERSTATE AND FOREIGN COMMERCE COMMITTEE

### Special and Irregular Publications

- 21508-24 NATIONAL CANCER ACT  
AMENDMENTS, 1974**  
★  
1974. iv+187 p.  
CIS/Index (74) H501-32.  
●Item 1019. † ASI/MF  
Y4.In8/4:93-72.

Committee Serial No. 93-72. Hearings before the *Subcommittee on Public Health and Environment* in Feb. 1974 on National Cancer Act Amendments of 1973, to amend the Public Health Service Act to extend and expand National Cancer Act programs. Proposal would remove current limit on number of cancer research and demonstration centers, increase number of authorized consultants for cancer program, and expand construction authority for basic research centers.

Testimony includes the following statistical materials submitted by HEW in response to Rep. Symington's questions:

- a. Cancer death rates by sex and race, 1950-67, and by State, 1974; 3 tables. (p. 45-48)
- b. Deaths, new cases, and death rates, by cancer site, 1974; and mortality trends from all cancer and lung cancer, by sex and race, selected years 1930-69; 4 tables. (p. 49-52)
- c. National Cancer Institute (NCI) grants and contracts by State, 1973; and FY72-73 contracts, by institution; 2 tables. (p. 58-62)

- d. List of cancer programs approved by the American College of Surgeons as of Jan. 1, and Apr. 15, 1972; by State and hospital. (p. 65-76)
- e. Federal support of cancer rehabilitation, FY73-74, by State; NCI contracts and research grants, by State and center, FY74; 3 tables. (p. 77-80)
- f. Active NCI research grants related to BCG cancer vaccination; and Federal support of treatment vs. research, FY73-75; 2 tables. (p. 82-83)

## 21768 HOUSE VETERANS AFFAIRS COMMITTEE

### Special and Irregular Publications

- 21768-10 VETERANS'  
ADMINISTRATION:  
Summary of Medical  
Programs, Preliminary**  
★  
June 1974. 59 p.  
CIS/Index (74) H762-11. †  
ASI/MF  
Y4.V64/3:H79/5/1974.

Report presenting preliminary FY74 data on patient census, occupancy rates, and costs for individual VA hospitals, domiciliaries, and clinics; appropriations; and construction programs. Status of a final report summarizing VA medical programs remains undetermined as of Dec. 1974. Contents: 27 tables, described below.

#### TABLES:

[All data are for FY74 or as of June 30, 1974.]

#### 21768-10.1: Patient Census by Individual Facility

[All data are shown for each hospital, clinic, or other facility.]

- a. Psychiatric and general hospitals: operating beds and occupancy rate; average daily patient census; admissions (Vietnam veterans and total); discharges; number of patients treated; turnover rate; waiting list as of June 30th; admission applications; and per diem costs; 4 tables. (p. 2-17)
- b. Domiciliaries and nursing bed care: operating beds and occupancy rate; average daily patient census; waiting list as of June 30th; admissions; discharges; average monthly turnover; patients treated; and per diem costs; 2 tables. (p. 18-21)
- c. Community nursing home care; State home domiciles, nursing care, and hospitals; and non-VA hospital inpatient care: shows the same data as b. above; 7 tables. (p. 22-34)
- d. Summary by type of facility: beds, census, admissions, discharges, turnover; 1 table. (p. 35)
- e. Ranking by patient census; ranking by application acceptance rate, including per diem cost and turnover rate; 2 tables. (p. 36-39)

- f. VA spinal cord injury centers: patients, beds, turnover, medical and other staff, June 1974 and FY74; 2 tables. (p. 40-43)
- g. VA outpatient service, by VA clinic of jurisdiction: visits to VA staff and to fee physicians; 1 table. (p. 44-45)

#### 21768-10.2: Appropriations and construction

- a. VA medical care appropriation and cost distribution: all installations, psychiatric hospitals, and general hospitals; by type of facility and service and type of cost; 3 tables. (p. 46-51)
- b. State home construction projects: location, size, cost, and activation date; 2 tables. (p. 52-53)
- c. Proposed and active relocation and replacement hospitals and modernization projects: location, brief description, and estimated costs; 2 tables. (p. 54-57)
- d. Completed bed projects: FY45-74; 1 table. (p. 58-59)

**25146**  
**SENATE AGING COMMITTEE**  
 Publications  
 in Series

**25146-1** **NURSING HOME CARE IN THE U.S.: Failure in Public Policy**  
 ★ GPO; for individual bibliographic data, see below. ASI/MF

Series of 12 projected reports by the *Subcommittee on Long-Term Care* on its study of nursing home problems and possible solutions, and its conclusions and policy recommendations.

Series will consist of an introductory report (see 25146-1.1 below), 9 reports presenting topical papers on specific issues, a report presenting the invited reactions of nursing home industry organizations and the executive branch, and a final report of the *Subcommittee*.

**25146-1.1: Introductory Report**

[Nov. 1974. x+161 p.+errata sheet. CIS/Index (74) S142-5. \$1.85.]

This report, based largely on the *Subcommittee's* hearings in 1969-73, presents summary of the major findings of the study and initial *Subcommittee* recommendations, and chronicles the history, causes, and extent of nursing home problems.

Narrative chapters include summary text statistics, on present conditions and trends from the 1960's on nursing home population; the industry; medicare and medicaid; alternatives to institutionalization; substandard homes and enforcement failure; and effects of Nixon Administration reforms. Appendices (p. 113-161) contain various supporting correspondence, memos, examples of State laws, and short articles.

**25164**  
**SENATE AGRICULTURE AND FORESTRY COMMITTEE**  
 Annuals and Biennials

**25164-1** **1975 U.S. AGRICULTURAL OUTLOOK**  
 Annual. 1974. v+339 p. CIS/Index (75) S162-1. ASI/MF Y4.Ag8/2:Ag8/24/975.

Texts of 41 papers and speeches presented to the annual National Agricultural Outlook Conference held in Dec. 1974. The Conference focuses generally on current developments and outlook for: total U.S. economy; agricultural trade; production and marketing of specific commodities; farm income and finance; government farm policies; consumer affairs; nutrition; and various social aspects of rural life.

Reports were prepared by USDA, other Federal agency economists, and agricultural experts from the private sector; and are listed below, by author, grouped by topic. The 1974 Outlook Conference proceedings were described in ASI 1974 Annual, 1004-2.

**25164-1.1: General Economic and Agricultural Outlook**

**1975 ECONOMIC OUTLOOK**

- a. Seevers, Gary L., "General Economic Outlook" (p. 1-7)
- b. Lewis, Wilfred, Jr., "U.S. Economic Outlook for 1975" (p. 8-11)

**U.S. AGRICULTURE IN THE WORLD ECONOMY**

- c. Butz, Earl L., "Food, Fuel, and Famine" (p. 15-19)
- d. Walters, Harry, "World Food Situation" (p. 20-29)
- e. Kimmel, D. C., "Comments on Walters' Paper on the World Food Situation" (p. 30-33)
- f. Wells, Oris V., "Food Problems in the Less Developed Countries" (p. 34-39)
- g. Gray, Roger, "Grain Reserves Issues" (p. 40-46)
- h. Hayman, Dr. A. H., "Perspective on Australian Agricultural Supply Potential" (p. 47-57)
- i. Martin, Edwin M., "U.S. Evaluation of World Food Conference" (p. 58-65)
- j. Randall, C. Kyle, "Agricultural Outlook 1975" (p. 69-78)
- k. Hume, David L., "Outlook for U.S. Agricultural Trade" (p. 79-84)
- l. Ahalt, J. Dawson, "Outlook for Food Supplies, Demand, and Prices" (p. 85-92)
- m. Zewel, Ellen, "Retail Price Outlook for 1975: A Response" (p. 93-96)
- n. Steorts, Nancy Harvey, "The Consumer: An Important Voice at the Dept of Agriculture" (p. 97-102)

**25164-1.2: Fertilizer, Energy, and Transportation**

**INPUTS**

- a. Sullivan, Joseph P., "Outlook for Fertilizer" (p. 105-110)
- b. Russell, Milton, "Energy" (p. 111-116)
- c. McKee, Dean E., "Farm Machinery Market Prospect, 1975" (p. 117-123)

**TRANSPORTATION AND CLIMATE**

- d. Snow, John W.; and Lauth, James H., "Transportation Outlook for Agriculture, 1975-80" (p. 124-139)
- e. McQuigg, James D., "Weather and Climate Interactions with Grain Yields" (p. 140-144)
- f. Berry, John H., "Input Situation: Implications for Agricultural Production" (p. 145-149)
- g. Allen, Philip T., "Agricultural Finance Outlook" (p. 150-154D)

**25164-1.3: Commodities**

- a. Naive, James J., "Outlook for Feed" (p. 157-174)
- b. Hoffman, George, "Outlook for Livestock and Meat" (p. 175-185)
- c. Cathcart, William E., "Outlook for Poultry and Eggs" (p. 186-193)
- d. Haffert, William A., Jr., "Comment on Outlook for Poultry, Eggs, Feed and Livestock" (p. 194-201)
- e. Miller, Robert R., "Outlook for Dairy" (p. 202-208)
- f. Kromer, George K., "Outlook for Oilseeds, Fats and Oils" (p. 209-220)
- g. Gomme, Frank, "Outlook for Wheat" (p. 221-228)
- h. Naive, James J., "Outlook" for Rice" (p. 229-232)
- i. Barlowe, Russell G., "Outlook for Cotton" (p. 233-245)
- j. Bowling, Arlie J., "Cotton Outlook in Perspective" (p. 246-254)
- k. Duymovic, Andrew, "Outlook for Fruits and Tree Nuts" (p. 255-261)
- l. Porter, Charles W., "Outlook for Vegetables" (p. 262-267)
- m. Phelps, Robert B., "Demand and Price Situation for Timber Products" (p. 268-274)
- n. Hurt, Leslie C., "International Sugar Outlook" (p. 275-277)
- o. Gray, Fred, "Outlook for Sweeteners Other Than Sugar" (p. 278-284)
- p. Miller, Robert H., "Outlook for Tobacco" (p. 285-294)
- q. "Flue Cured Tobacco Industry: Changes and Adjustments" (p. 295-302)

**25164-1.4: Family Situations and Trends**

- a. Habicht, Jean-Pierre, "1971-74 Health and Nutrition Survey" (p. 305-308)
- b. Britton, Virginia, "Clothing and Textiles: Supplies, Prices, and Outlook for 1975" (p. 309-312)
- c. Beck, Sara, "Animal Care, Plant Care, Food Care: For Consumer Protection" (p. 313-317)
- d. Peterkin, Betty, "USDA Family Food Plans, 1974" (p. 318-339)

## 25248 SENATE BANKING, HOUSING, AND URBAN AFFAIRS COMMITTEE

### Special and Irregular Publications

#### 25248-15 SMALL BUSINESS AND THE ENERGY CRISIS

★

1974. v+258 p.  
CIS/Index (74) S241-23.  
●Item 1035. † ASI/MF  
Y4.B22/3:En2.

Hearings before the *Subcommittee on Small Business* to assess the financial impact of the energy crisis on small businessmen and the extent of need for SBA assistance, and to consider legislation to amend the Small Business Act.

Testimony includes the following inserted materials with statistical data:

- a. SBA energy-related loan activity in Feb.-Apr. 1974; 1 table. (p. 36-37)
- b. FEO paper, with 10 tables using Census and other data, on industries with immediate or potential adverse impact of energy and materials shortages, especially petroleum, according to whether they have high or low percentages of small businesses. General economic profile is shown for each affected industry as a whole and for the small companies in it. (p. 88-99)
- c. Jan. 1974 report prepared for FEO on impact of energy shortages on leisure activity-related industries including sports and travel. Includes 7 tables with quantitative data on participation in and energy consumption attributed to selected leisure activities, general data on their related industries, and qualitative estimates of the impacts on the industries. (p. 101-152)

#### 25248-16 FINANCIAL INSTITUTIONS ACT, 1973

★

1974. xii+1094 p.  
CIS/Index (74) S241-32.  
●Item 1035. † ASI/MF

Hearings in May 1974 before the *Subcommittee on Financial Institutions* on the proposed Financial Institutions Act which would restructure the U.S. financial system and expand competition among financial institutions.

Statistical material is contained in 3 inserted reports, described below, prepared for the National League of Insured Savings Assns by Georgetown University economists. These reports deal with tax equity and burdens, and effective tax rates for the savings and loan industries compared to commercial banks and mutual savings institutions.

Reports:

- a. Biederman, Kenneth R., "Federal Income Taxation of the Savings and Loan, and Commercial Banking Industries" describes preferential tax treatment of commercial banks and compares the tax rates of commercial banks and savings and loan assns. Includes 14 tables with 1969-72 data on Federal taxes as percent of income; bad debt allowances, and tax exempt securities. (p. 454-494)

b. Biederman, Kenneth R. (et al), "Taxation of Financial Intermediaries: Comparison of the Current Bad Debt Allowance and the Proposed Mortgage Tax Credit Provisions" includes 11 tables estimating the effective tax rates for 1972 under the allowance, and for 1973 assuming the proposed tax credit, for savings and loan compared to other financial institutions. (p. 527-606 +errata sheet)

c. Biederman, Kenneth R.; and Tuccillo, John A., "Taxation of Financial Intermediaries: Equity Issues as They Relate to the Savings and Loan Industry" discusses regulations and taxation laws affecting the savings and loan industry, with comparisons to other financial institutions. Includes 28 tables on income, differential reserve requirements; minimum income tax; and effect of implicit taxes and subsidies on tax rates, 1972. (p. 609-695)

## 25268 SENATE COMMERCE COMMITTEE

### Special and Irregular Publications

#### 25268-22 INTERIM FISHERIES ZONE EXTENSION AND MANAGEMENT ACT OF 1973, Part 2

★

1974. vii+185-459 p. +errata  
sheet. CIS/Index (74)  
S261-52. ●Item 1041. †  
ASI/MF  
Y4.C73/2:93-54/pt.2.

Committee Serial No. 93-54 Part 2. Continuation of hearings before the *Subcommittee on Oceans and Atmosphere* on legislation to protect U.S. fisheries from foreign fishing and to extend the U.S. contiguous fisheries zone. Includes statistical data, derived largely from the International North Pacific Fisheries Commission (INPFC), inserted in the testimony.

The following tables show data on the extent and consequences of foreign fishing off the western U.S. coastal areas:

- a. Halibut and ocean perch: catch by U.S., Japan, and Canada, 1961-73; 3 tables and 1 chart. (p. 216-217)
- b. Bristol Bay sockeye salmon: estimates of Japan's catches 1960-73, 1973 preliminary and 1974 predicted salmon return, escapement, and catch; 13 tables and 6 charts and maps. (p. 358-359, 367-381, 399-400)
- c. Chinook salmon: catch and escapement 1961-73, by river; tagged salmon recoveries, 1956-71; Japanese catches, 1952-72; and Asian coastal catches 1943-72; 10 tables and 3 charts and maps. (p. 383-393)
- d. Total groundfish: removals from Bering Sea and Northeast Pacific, 1967-74, by area and species group and by area and nation; catches by all nations; 3 tables. (p. 404-407)
- e. Potential fish yield and value within 200 mile fishing zone, by area and fish; decline of fish numbers; fishing imports, and U.S. consumption, 1962 and 1972; total USSR and Japan catches, 1967-72; and number of foreign fishing vessels sighted within 200 miles of Pacific coast; 7 tables and 1 map. (p. 447-448, 457-459)

Statistics in Part 1 of the hearings are described in ASI 1974 Supplement 6, 25268-19.

#### 25268-24 CONSUMER ENERGY ACT OF 1974

★

1974. iv+1695-2156 p.  
CIS/Index (74) S261-49.  
●Item 1041. GPO \$3.35.  
ASI/MF  
Y4.C73/2:93-63/pt.5.

Committee Serial No. 93-63. Appendix to Apr. 1974 hearings to review FPC effectiveness and to consider legislation on regulation and deregulation of the gas and oil industries.

Contains additional submitted articles, letters, and statements, some with scattered statistical material. Submissions with more substantial statistical data are described below.

**25268-24.1: Natural Gas Wellhead Price Deregulation and the Competitive Nature of the Natural Gas Product Industry**

(p. 1803-1823) Interior Dept Office of Economic Analysis study arguing for non-monopolistic nature of natural gas producing industry, and discussing effect of deregulation on gas supply.

Includes 11 tables showing pipeline company purchases and gas production 1970, and turnover and concentration ratios selected years 1954-72.

**25268-24.2: Appendices to Testimony by Radford L. Schantz, Gas Supply Committee**

(p. 1871-2009) Supplementary material on U.S. energy production and consumption, natural gas supply and reserves, and energy price trends and alternative supply sources. Includes the following tables:

- a. U.S. energy consumption by fuel source and sector, and production by fuel, 1960-72; 6 tables. (p. 1871-1875)
- b. Natural gas production, reserves, and reserves-to-production ratios, by producing areas and types of gas 1960-72 and selected previous years; 18 tables. (p. 1879-1890)
- c. Gas wells drilled in major producing areas, lower 48 States 1966-72 and producing at end of 1972; gas and oil wells drilled by type 1960-72; and exploratory drilling and success percentages 1967-71; 5 tables. (p. 1894-1897)
- d. Federal offshore lease sales by date, type and State, 1954-72; geophysical exploration, land and marine, by State 1970-71; 2 tables. (p. 1898-1899)
- e. Selected energy demand and supply forecasts, by energy source, 1971-85; 9 tables. (p. 1900-1906)
- f. Consumption of energy by stationary users including electric utilities, by sectors, region, State, and type of energy, 1971; and distribution, by type, of residential heating installations in selected metropolitan areas 1970; 4 tables. (p. 1917-1923)
- g. Season househeating costs by fuel type and selected cities 1965-71; 1 table. (p. 1926-1927)
- h. U.S. sulfur oxide regulations for stationary sources burning fossil fuel, by State 1972-75; 1 table. (p. 1930-1939)
- i. Energy prices by sector and fuel, key metropolitan areas, 1st quarter 1973; and interstate gas pipeline mainline industrial sales, 1st quarter 1973; 4 tables. (p. 1940-1945)
- j. Price differential of natural gas and substitutes, by market sector and State; gas consumption by State; and pipeline company U.S. purchases, 1st quarter 1973; 4 tables. (p. 1948-50)
- k. City gate prices of base load gas sold to retail distributors by major suppliers in interstate markets, selected dates 1972-73; 1 table. (p. 1952-1956)
- l. Natural gas exports-imports, Canada, Mexico, and U.S. mainland 1956-72; trends in Canada gas reserves, production and well drilling 1956-72 and by province 1972; and maximum U.S. authorized gas imports from Canada 1973-96; 4 tables. (p. 1972-1974)

m. U.S. coal gasification production and capital expenditures, FPC projection 1976-90; and announced reformer gas projects by company; 2 tables. (p. 1977-1980)

n. World gas reserves and production by country, and percentage of production nonmarketed, 1971; 2 tables. (p. 1981-1983)

o. Gas curtailment provisions and plans filed by interstate pipelines with FPC, by company 1971-72; 2 tables. (p. 1991-1995)

**25268-24.3: Competitive Effects of Interdependent Actions Among Buyers and Sellers in the Natural Gas Producing Industry**

By George L. Donkin (p. 2051-2066). Paper presented at British Columbia Energy Conference, Apr. 1974. Includes selected natural gas sales data, and 1 table showing bids and bonuses paid by interstate pipeline companies and their affiliates in offshore Federal oil and gas lease sales, Dec. 1970-June 1973.

**25268-24.4: Statement of Alex Radin, American Public Power Assn**

(p. 2134-2141) Statement supporting establishment of a Federal oil and gas corporation. Includes 2 tables showing electric utility selected sales and operating data by ownership category, 1971; and 1 table comparing private and public utility average KWH consumption, revenue, and electric bill charges 1946-71.

**25268-25 ENERGY TRANSPORTATION SECURITY ACT**

1974. v+701 p. CIS/Index (74) S261-56. ●Item 1041. † ASI/MF Y4.C73/2:93-81. 09920(74).

Committee Serial No. 93-81. Hearings before the Subcommittee on Merchant Marine, May 1974, on the Energy Transportation Security Act of 1974, to require that a minimum of 20% of American oil imports be transported on privately owned U.S. flag vessels.

Testimony and insertions include statistical data from Government and private sources described below:

- a. Commerce Dept data on crude oil transport and consumer costs, U.S. and foreign flag vessels, 1974-75, and 1980 and 1985; 5 tables. (p. 72-80)
- b. Commerce Dept data on petrochemical export trends by commodity, 1972-73; and estimated balance of payments impact of U.S. vs. foreign flag vessels, 1975-85; 2 tables. (p. 81-99)
- c. American Petroleum Institute *Analysis of Proposed Cargo Preference Legislation*, Fall 1973, including estimated oil imports tonnage requirements 1975-85; annual tanker capital recovery and operating costs 1976-85; U.S. and foreign flag oil tanker costs 1975-85; balance of payments effects 1975-85; and comparison of U.S. and foreign flag charter cargos 1968-72; 16 tables. (p. 133-177)
- d. Commerce Dept *Foreign Flag Merchant Ships Owned by U.S. Parent Companies*, Dec. 1972 (for description of study and tables, see ASI 1974 Annual, 2124-3). (p. 225-269)

e. Labor-Management Maritime Committee *Analysis of the Need for Greater U.S. Flag Cargo Transport of Oil Imports*, May 1974; including 3 text tables on petroleum demand and imports 1960-85; and 7 appendix tables on U.S. tanker fleet size and age 1972-73, and on order Oct. 1973. (p. 272-298)

f. Stanley H. Ruttenberg statement, including data on estimated consumer savings, possible employment, and balance of payments effects of oil transport on U.S. ships; charts and 10 tables. (p. 303-347)

g. USDA submitted computer file showing commodity shipping rates charged, vessel names, freight rates, and differential, foreign and U.S. flag vessels, 1969-73. (p. 582-701)

**25268-26 OUTER CONTINENTAL SHELF OIL AND GAS DEVELOPMENT AND THE COASTAL ZONE**  
 Nov. 1974. viii+206 p. CIS/Index (74) S362-22. GPO \$2.15. ASI/MF

Committee print. Staff report by the National Ocean Policy Study identifying issues involved in development of Outer Continental Shelf (OCS) oil and gas, particularly information needs, environmental and socioeconomic impacts, Federal leasing policies, and the role of States in coastal zone management.

Contents: staff report with 13 tables, described below (p. 1-94); and Appendices A-E, also described below (p. 95-206).

The National Ocean Policy Study, formed pursuant to Senate Resolution 222, is composed of selected Senators under the chairmanship of Sen. Ernest F. Hollings (D-S.Carolina). It has been authorized to undertake a comprehensive analysis of national ocean policy and Federal ocean programs to insure effective public policies to guide the use of ocean resources.

**25268-26.1: Staff Report**

Summary of major development issues, based largely on Apr.-May committee hearings on Federal OCS leasing policy, and on May 1974 hearings by the Senate Committee on Interior and Insular Affairs on amendments to the OCS Lands Act, and on recent reports.

Includes the following tables:

- a. Offshore exploratory well drilling success ratios; total, South Louisiana, and Texas, 1971-73; 1 table. (p. 22)
- b. Loss of important fish and wildlife estuarine habitat, total by State for 20 years to 1967; 1 table. (p. 40)
- c. Selected employment estimates for offshore oil and gas development and projected reserve additions, 1971-85; 3 tables. (p. 46-47)
- d. OCS summaries of receipts 1955-74, and production revenue percentages 1953-73; total receipts by State 1953-73; producing and nonproducing leases by State 1954-73; and summary of lease sales by State and mineral 1954-73; 5 tables. (p. 66-68)
- e. OCS oil and gas, total State and Federal prior to 1954 and by year 1954-73; 2 tables. (p. 71-72)
- f. Coastal zone management programs receiving grants, by State as of Aug. 1974; 1 table. (p. 81)

**25268-26.2: Appendices**

Includes texts of related legislation and reports, as follows:

- a. OCS Land Act of 1953, and Coastal Zone Management Act of 1972. (p. 95-115)
- b. Energy Supply Act of 1974, as passed by Senate. (p. 119-138)
- c. Summary of Council on Environmental Quality (CEQ) report, "OCS Oil and Gas: An Environmental Assessment," Apr. 1974; 3 tables (for description of full report, see ASI 1974 Supplement 5, 488-7). (p. 140-160)
- d. Summary of University of Oklahoma report, "Energy Under the Oceans: A Summary Report of a Technology Assessment of OCS Oil and Gas Operations." (p. 160-181)
- e. National Academy of Sciences critique of CEQ report, "Issues in the Assessment of Environmental Impacts of Oil and Gas Production on the OCS," 1974. (p. 181-206)

**25268-27 NORTH SEA OIL AND GAS: Impact of Development on the Coastal Zone**

★

Oct. 1974. v+177 p.  
CIS/Index (74) S262-20.  
GPO \$1.90. ASI/MF  
S/N 5270-02622.

Committee print. Report prepared for the *National Ocean Policy Study* (see 25268-26, above), on problems encountered in British development of North Sea oil and gas resources, particularly socioeconomic and environmental impacts in northeast Scotland and the Shetland Islands.

Contents: *Policy Study* staff report on its on-site investigations of North Sea activities, July 1974 (p. 1-39); and Appendices A-G (p. 43-177). Presenting staff itinerary (p. 41-42), and selected British and Scottish reports on production, reserves, impact, and planning aspects of North Sea resources development.

Statistical material is contained in the staff report, and in Appendix B, "Production and Reserves of Oil and Gas in the United Kingdom," report to Parliament by the Secretary of State for Energy, May 1974, as follows:

- a. Staff report; proved commercial discoveries and finds not yet proved of oil and gas in the North Sea, by date and company 1969-74; 1 table. (p. 8-9)
- b. Report to Parliament; estimated North Sea oil and gas production and reserve fields 1975-90; and drilling activity 1964-73; charts and 7 tables. (p. 57-71)

---

**25364  
SENATE FINANCE  
COMMITTEE  
Annuals and Biennials**

---

**25364-1 CANADIAN AUTOMOBILE AGREEMENT, Eighth Annual Report of the President to the Congress on the Operation of the Automotive Products Trade Act of 1965**  
Annual. Nov. 1974.  
iv+76 p. CIS/Index (74)  
S362-29. GPO \$1.20.  
ASI/MF Y4.F49:C16/8/975.

Committee print. Eighth annual report covering 1973 on automotive trade between U.S. and Canada. Data are derived from the Census Bureau, official Canadian statistics, and reports of the Automobile Manufacturers Assn.

Contents: narrative report with 1 summary table and 3 charts (p. 1-24); 18 statistical tables, of relevant U.S. and Canadian production and trade data, described below (p. 27-49); and appendices with texts of the U.S.-Canada Automotive Products Agreement, Automotive Products Trade Act of 1965, and the implementing Presidential proclamation and lists of names and addresses of U.S. and Canadian motor vehicle manufacturers (p. 50-76).

The 6th annual report also included a 55 page appendix of tables on U.S. and Canadian trade, and imports from West Germany, Japan, and other countries, of specified vehicles and automotive products, compiled by U.S. Tariff Commission (see ASI 1974 Annual under this number).

**TABLES:**

[Data in tables 1-10 are for 1965-73, and data in tables 11-18 for 1971-73, unless otherwise noted.]

**SALES, PRODUCTION, AND PRICES**

1. Retail sales of motor vehicles, U.S. and Canada. (p. 27)
- 2-3. U.S. and Canadian motor vehicle production. (p. 28-29)
- 4-5. Price indexes [consumer and industrial] for automotive equipment in U.S. and Canada. (p. 30-31)
6. Price of typical model, subcompact 2-door sedan with comparable standard equipment in the U.S. and Canada, model years 1965, 1972-74. (p. 32)
7. Same as above, but for a typical popular model, 4-door sedan, 8 cylinder. (p. 33)
8. Same as above, but for a 2-door hardtop, 8 cylinder. (p. 34)
- 9-10. Total employment in U.S. and Canadian automotive products industry based on U.S. 1967 Standard Industrial Classification and Canadian Standard Industrial Classification. (p. 35-36)

**IMPORTS AND EXPORTS**

11. Value of Canadian motor vehicles and original motor vehicle equipment (Canadian articles) imported duty-free from Canada into U.S. under the provisions of the Automotive Products Trade Act of 1965, by [U.S. tariff schedule number]. (p. 37-42)

12. U.S. automotive trade, total with all countries, with Canada, and with all countries except Canada, 1971-73. (p. 43)

13-14. U.S. automotive exports and imports [value, by country]. (p. 44-45)

15. Total U.S. trade (all commodities) with the world and with Canada, 1965 and 1970-73. (p. 46)

16-17. Canadian automotive exports and imports. (p. 47)

18. Canadian automotive trade, total with all countries, with the U.S., and with all other countries except the U.S. (p. 48-49)



**25368  
SENATE FINANCE  
COMMITTEE**

**Special and  
Irregular Publications**

**25368-30 TRADE REFORM ACT OF  
1973, Part 3**

★  
1974. x+713-1050 p.  
CIS/Index (74) S361-25.  
●Item 1038. GPO \$2.60.  
ASI/MF Y4.F49:T67/23/pt.3.

Continuation of hearings before the Committee on Finance on the Trade Reform Act of 1973, a comprehensive revision of U.S. trade policies, including the determination of customs duties, import restrictions, policies toward developing nations, extension of most-favored-nation treatment to Communist countries, and adjustment assistance for domestic workers.

Testimony includes an Overseas Development Council prepared statement (p. 883-897) on the effect of the Act on developing countries' access to U.S. import market. Statement includes the following statistical materials based on UN, IMF, AID, and other sources:

- a. Mineral trade: U.S., developed, and developing countries, 1967-69 and 1972; 3 tables. (p. 889-890)
- b. Developing countries' monetary reserves, growth rates of domestic product and exports, and aggregate economic indexes; 3 tables. (p. 891-893)
- c. Social and economic indicators of development for 117 developing countries, showing population, per capita GNP and energy consumption, life expectancy, birth and death and literacy rates, infant mortality, and trade, 1971; 1 table. (p. 894-897)

Hearings were published in 3 parts. Parts 1 and 2 contain some scattered statistics, including a reprint of a Committee print on balance of payments (see ASI 1974 Supplement 6, 25368-21).

**25408  
SENATE GOVERNMENT  
OPERATIONS COMMITTEE  
Special and  
Irregular Publications**

**25408-14 IMPACT OF THE ENERGY  
CRISIS ON STATE AND  
LOCAL GOVERNMENTS  
(1974)**

★  
1974. vi+364 p.  
CIS/Index (74) S401-34.  
●Item 1037. GPO \$2.75.  
ASI/MF

Hearings before the Subcommittee on Intergovernmental Relations in Jan.-Feb. 1974 to examine impact of current energy shortage on State and local government services, operations, and revenues, and to evaluate governmental machinery established to cope with the shortage.

Inserted statistical material in testimony includes 7 tables (p. 243-253) estimating State 1974 gasoline tax revenues lost from energy crisis allocations, and distribution of motor fuel gross and taxable gallons, by region and State 1972-74.

An appendix to testimony includes a summary of a survey of energy price increase effects on selected local public electric utility systems in 27 States. (p. 333-345)

**25408-15 TRAVEL EXPENSE  
AMENDMENTS ACT OF  
1974.**

★  
1974. iv+77 p.  
CIS/Index (74) S401-36.  
●Item 1037. † ASI/MF

Hearing before the Subcommittee on Budgeting, Management, and Expenditures on a bill to increase per diem and travel allowances for Federal employees traveling on official business; also calls for a continuing GAO study and quarterly reports on employee travel costs.

Appendices (p. 35-77) include the following 2 studies by GSA, which is responsible for setting transportation mileage allowances for Federal employees.

**25408-15.1: Present Cost of Operating Privately Owned Automobiles**

(p. 42-52) Study to determine the cost in Apr. 1974 of operating privately owned automobiles, in order to determine the adequacy of the present mileage allowance for Federal employees using such cars on official business. Includes explanation with 7 tables showing total and component operating costs for standard and compact size cars, for the 1st to 10th year.

Costs data are based, with some differences, on an Apr. 1974 DOT report, "Cost of Operating an Automobile" (for description see ASI 1974 Supplement 6, 7554-21). The DOT report is also reprinted in the hearing on p. 58-72.

**25408-15.2: Study of Operating Costs for Privately Owned Aircraft**

(p. 52-57) Study to determine the cost in Dec. 1973 of operating privately owned aircraft, in

order to determine the adequacy of the present mileage allowance for Federal employees using such craft on official business. Includes explanation with 3 tables showing total and component costs, by size of plane, for Dec. 1973 and for 1969.

Costs data are based, with some differences, on a Feb. 1969 FAA report, "General Aviation Operating Costs."

## 25448 SENATE INTERIOR AND INSULAR AFFAIRS COMMITTEE

### Special and Irregular Publications

- 25448-21 INDIAN HEALTH CARE  
IMPROVEMENT ACT**  
★  
Nov. 12, 1974. iv+147 p.  
S. Rpt. 93-1283.  
CIS/Index (74) S443-68.  
●Item 1008-A. † ASI/MF

Report recommending passage of a bill to provide a coordinated effort to overcome inadequacies in the Federal Indian health care program with maximum participation of Indians and Alaska Natives.

Includes provisions for incremental increases over a five year period to the Indian Health Service (IHS) budget to assure an adequate health manpower base, including trained Indian professionals, construction and renovation of hospitals and other health care facilities, overcoming deficiencies in Indian water and sanitary waste disposal facilities, better access for Indians to Medicare and Medicaid services, and health assistance to the urban Indian population.

Contents: text of bill (p. 1-12); and 15 narrative chapters described below, some with statistics, explaining and justifying the bill in relation to Indian health care problems and needs. Statistics are from IHS, Subcommittee hearings, local sources, and 1974 GAO study, *Progress and Problems in Providing Health Services to Indians* (see ASI 1974 Supplement 6, 26108-89).

Chapters cover the following:

1. Purpose of bill. (p. 13-14)
2. History of and need for Indian health care, with 4 tables showing Indian employment, by level, in the IHS for 1973 or 1974. (p. 15-30)
3. Indian health manpower shortage and health services workloads, with 5 tables for FY55-73; and related bill provisions, with 3 tables including Indians who would be trained in health professions if bill passed, and number of Indian professionals needed to achieve parity with general population. (p. 31-58)
4. Deficiencies in Indian health services, with 14 tables showing recent data on: Indian deaths and diseases, compared to the general population; unmet dental and surgical needs; and IHS long-range plan needs for FY75-79. (p. 59-89)
5. Deficiencies in Indian health and sanitation facilities, with 5 tables on PHS Indian health facilities' size and population served; age of facilities; HEW's planned new facilities for FY75-79; and congressional "ad-ons" to IHS budget, FY71-75. (p. 91-110)
6. Indian inability to participate in Medicare and Medicaid, with 2 tables on the 2 programs' total national coverage and payments. (p. 111-114)
7. Urban Indians' access to health services, with 2 tables presenting data from surveys of urban Indian health problems in Minneapolis, Minn. and Seattle, Wash. (p. 115-124)

- 8-9. Analysis of miscellaneous provisions of bill, and legislative history. (p. 125-129)
10. Cost for first 5 fiscal years of implementing the bill. (p. 131-133)
- 11-15. Committee vote, HEW view, effect of bill on Social Security Act, and additional views of Committee members. (p. 135-147)

- 25448-29 MARKET PERFORMANCE  
AND COMPETITION IN THE  
PETROLEUM INDUSTRY,  
PART 4.**  
★  
1974. v+1297-1410 p.  
CIS/Index (74) S441-53.  
●Item 1040. † ASI/MF  
Y4.In8/13:93-24/pt.4.

74-601644.

Committee Serial No. 93-24 (92-59). Continuation of hearings before the *Special Subcommittee on Integrated Oil Operations*, Dec. 1973, to examine the structure, operations, and competition within the oil and gas industries.

Contains narrative testimony and submitted material on the international oil industry, including text of Chapter 3 of *World Petroleum Market* by M. A. Adelman (p. 1347-1371), with 11 scattered tables showing data:

- a. Principal oil companies crude oil production by country; market concentration ratios; crude distributions; and surplus positions and crude runs, selected years 1950-69; 5 tables.
- b. Refining capacity proportions by world areas 1957 and 1966; and impact on eastern hemisphere markets of a 120 thousand barrel per day refinery 1963-68; 2 tables.
- c. U.S. oil import sources by country, 1st half 1973; 1 table.
- d. U.S. exploratory well success by majors, independents, and "drilling funds," 1972; and announced new grassroots refineries by company, mid-1973; 2 tables.

Statistical contents of Part 3 of these hearings were abstracted in ASI 1974 Supplement 10, 25448-25. Description of all 4 parts of the hearings can be found in the CIS Index.

## 25528 SENATE JUDICIARY COMMITTEE

### Special and Irregular Publications

- 25528-21 REORGANIZATION OF THE  
U.S. AUTOMOBILE  
INDUSTRY: A MODEST  
PROPOSAL TO OBTAIN A  
COMPETITIVE INDUSTRY  
FOR MOTOR VEHICLES**  
★  
1974. xi+287 p.  
CIS/Index (74) S522-14. †  
ASI/MF Y4.J89/2:AU8/3.  
08503(74).

Committee print. Critique of the automobile and truck industry, analyzing its growth and concentration since the early 1900's, and presenting a proposal for its reorganization under the pending Industrial Reorganization Act (IRA). Critique was prepared by Stanley E. Boyle for the *Subcommittee on Antitrust and Monopoly*.

Data were derived from Government and private studies of the automobile industry, *Automotive News Almanac*, automobile corporations' annual reports, and Census Bureau and other Government sources.

Contents: 10 narrative chapters, described below, with 77 interspersed statistical tables.

#### CHAPTERS:

- I. Role of industry reorganization as a method of controlling inflation: its applicability to the motor vehicle industry. (p. 1-14)
- II. Industrial deconcentration bill. Discusses the provisions, purposes, and anticipated impact of IRA, including structural changes in existing monopolies. Includes 2 tables on 1970 industry concentration by sales size and high concentration industry shipments. (p. 15-32)
- III. Proposal to reorganize the motor vehicle industry. Discusses separation of Chrysler Corp., Ford Motor Co., and General Motors Corp. into unintegrated companies. Includes 18 tables summarizing 1902-73 trends on concentration of employment, production, and distribution; Big 3 production in 1972, by plant and subsidiary and overseas plants in 1972-73. (p. 33-82)
- IV. Contribution of mergers to the growth and present organization of leading U.S. automobile producers. Includes 6 tables on Big 3 merger history: corporate, partial, and other acquisitions; and detailed lists of domestic and foreign operations. (p. 83-126)
- V. Trends in motor vehicle production and concentration. Provides detailed historical analysis of industry trends, 1900-72. Includes 15 tables on passenger car and truck production, value and sales; market shares of leading producers, 1929-41; and Big 3 producers' percent of production, 1939-41 and 1946-72. (p. 127-149)
- VI. Exports, imports and foreign production. Examines auto export-import markets and growth of U.S. auto firms' foreign affiliates. Includes 6 tables on U.S. exports and imports, 1948-72; domestic and foreign sales by Big 3, 1951-72; average number of employees by Ford, 1959-63 and by Chrysler, 1961-70. (p. 151-166)

VII. Structure of automobile parts production. Reviews domination of these industries by auto manufacturers. Includes 8 tables on number of producers and concentration of sales, 1954-67; and rate of return on investment for selected parts manufacturers. (p. 167-190)

VIII. Franchises, financing and flim flam. Analyzes current exclusive dealership system and motor vehicle company-owned finance companies. Includes 11 tables on trends in: retail outlets, sales and profits, 1956-73; dealer bankruptcies 1940-72; cars sold on credit, 1963-70; and selected financial and credit data of Big 3 financing organizations; and advertising expenses, 1955-72. (p. 191-227)

IX. Prices, profits and monopoly power. Estimates effects of monopoly profits on consumer welfare. Includes 9 tables on annual price changes, 1957-73; major producers' profitability, 1946-73; percent of auto sales by price class and company, 1963, 1968 and 1972; and quarterly earnings of Big 3, 1964-73. (p. 229-253)

X. Economies of scale, vertical integration and the size of automobile companies. Includes 2 tables on distribution of auto assembly plants by share of production and by size of plant, selected years 1957-72. (p. 255-287)

**25588**  
**SENATE NUTRITION AND**  
**HUMAN NEEDS COMMITTEE**  
 Special and  
 Irregular Publications

**25588-14** **NATIONAL NUTRITION**  
 ★ **POLICY STUDY. 1974: PART**  
**1, FAMINE AND THE**  
**WORLD SITUATION**  
 1974. v+269 p.  
 CIS/Index (74) S581-11.  
 ●Item 1009. GPO \$2.20.  
 ASI/MF  
 Y4.N95:N95/19/974/pt.1.

Committee Series No. 74/NNP-1. Part 1 of hearings on the extent and effects of world famine and the implications for international relations. Consists of testimony (p. 1-42) and appendix (p. 44-269), described below. Appendix includes articles, declarations, and essays; and the following 2 sets of population projections to 1970, 1985, and 2000 prepared by the University of Chicago in cooperation with Census Bureau demographers and others:

- a. Detailed projections for Mexico under 5 different fertility projections. 20 tables. (p. 89-112)
- b. Developing countries and regions. Includes 3 charts for each area, projecting population to 2100, year zero growth is achieved, and school age population to 2000, under 2 fertility assumptions; and women averting births under assumption of declining fertility, to 2000. (p. 115-234)

To date, 2 additional volumes (Part 2 and 2A) have been published in the series, which do not contain significant statistical data. All 3 volumes are fully described in 1974 CIS/Index.

**25768**  
**SENATE VETERANS AFFAIRS**  
**COMMITTEE**  
 Special and  
 Irregular Publications

**25768-10** **SPECIAL SURVEY REPORT**  
 ★ **ON THE LEVEL OF THE**  
**QUALITY OF PATIENT CARE**  
**AT VETERANS'**  
**ADMINISTRATION**  
**HOSPITALS AND CLINICS**  
 Oct. 26, 1974. vi+523 p.  
 CIS/Index (74) S762-20. †  
 ASI/MF

Committee print of a report, dated July 31, 1974, prepared by the VA dept of Medicine and Surgery at Presidential direction. Presents results of several surveys and studies on quality of care at VA hospitals and clinics, patient and employee satisfaction, critical manpower, facility and equipment needs, and other matters.

Contents:

- a. Introduction, summary, and recommendations, with 1 table on total VA health care facilities' workloads, FY70 and FY74. (p. 1-27)
- b. 55 tables showing critical requirements, over the FY75 budget allocations, for staff, equipment, structures, and space. Data shown for specific items or categories, by VA districts or health facilities. Requirements identified or rescheduled as a consequence of this special study are also shown in some cases for FY76-77. (p. 29-106)
- c. Results of survey of patient and employee satisfaction, conducted at all VA health care facilities, with samples of inpatients, outpatients, physicians and nonphysicians, and dentists. Includes summary, and 20 tables and 6 charts. (p. 109-193)
- d. Task force report on veterans' eligibility requirements for health care. Includes 5 charts (p. 205-209) showing 1919-75 historical workload data in relation to legislative history of eligibility requirements. (p. 198-220)
- e. Task force report on VA problems in getting and keeping well-qualified health professionals. (p. 225-245)
- f. Fact sheets to be filled out by facility administrators before being visited by survey teams. (p. 247-278)
- g. Individual reports of surveys by teams of VA health professionals and administrators, each chaired by a non-VA professional. Each report evaluates all aspects of the hospital's services and facilities, and includes summary text statistics on workload and manpower. (p. 283-523)

## 25922 SENATE DOCUMENTS Current Periodicals

**25922-1 REPORT OF THE SECRETARY OF THE SENATE**  
Semiannual. Aug. 22, 1974.  
iv+949 p. S. Doc. 93-104.  
●Item 995-M.  
(in GPO serial set binding). †  
ASI/MF

Semiannual report of the Secretary of the Senate to the President of the Senate on the receipts and expenditures of the Senate, covering last half of FY74. Report shows detailed expense items and public moneys received, paid out, and remaining in the Secretary's possession for last half of FY74.

Contents: list of salaries of officers, clerks, and employees of the Senate, of the Senate committees, and of each Senator (p. 1-88); list of disbursements from the Senate contingent fund and other funds, in daily chronological order with name of the payee, description of each item of expenditure, and amount disbursed, for the following expenditure categories:

- a. Automobiles and maintenance; Capitol Guide Service. (p. 89-94)
- b. Expenses of inquiries and investigations including transportation, communication, research and clerical services, consultants' salaries, and other related disbursements. (p. 94-567)
- c. Folding documents. (p. 567-569)
- d. Joint Economic Committee and Joint Committees on Atomic Energy, Inaugural Ceremonies, Reduction of Federal Expenditures, and Printing. (p. 569-598)
- e. Legislative counsel. (p. 598-602)
- f. Miscellaneous items including Senatorial transportation, library, clerical and related disbursements; postage and handling. (p. 602-893)
- g. Senate policy Committees; Senate recording studio; stationery. (p. 893-941)
- h. Compensation and mileage of the Vice President and Senators; selected expense accounts. (p. 942-945)
- i. Summary of disbursements. (p. 945-948)

Report for first half of FY74 [Feb. 27, 1974. iv+836 p. S. Doc. 93-58. ASI/MF] has also been issued.

## 26108 GENERAL ACCOUNTING OFFICE Special and Irregular Publications

**26108-137 FUNDAMENTAL CHANGES NEEDED TO ACHIEVE A UNIFORM GOVERNMENT-WIDE OVERSEAS BENEFITS AND ALLOWANCES SYSTEM FOR U.S. EMPLOYEES**  
★  
Sept. 9, 1974. iv+95 p.  
B 180403. GAO \$1.00.  
ASI/MF

Report to Congress reviewing the current 4 separate systems for special allowances and benefits for U.S. civilian and military employees serving overseas, and recommending their reform into a uniform system. For description of report, see ASI 1974 Supplement 10, under this number.

An appendix, issued in Oct. 1974, is described below.

### 26108-137.1: Appendix Supplement to Fundamental Changes Needed to Achieve a Uniform Government-Wide Overseas Benefits and Allowances System for U.S. Employees

[Oct. 10, 1974. 98 p. B 180403. GAO \$1.00. ASI/MF]

Contains 24 appendices providing the following supplementary information:

- a. Number of Government employees overseas by region, agency, and country; and the cost of allowances or benefits paid, June 1972. (p. 1-6)
- b. Description of each type of allowance or benefit paid, and authorized payment level by agency. (p. 7-46)
- c. Comparisons of benefits and allowances with UN, Canadian Government, and U.S. private industry, 1972. (p. 7-75)
- d. Summary of employees interviewed and responses. (p. 76-77)
- e. Correspondence by various agencies commenting on report. (p. 78-98)

**26108-146 MISSENT MAIL: A Contributing Factor to Mail Delay and Increased Costs**  
★  
Oct. 22, 1974. ii+17 p.  
B 114874. GAO \$1.00.  
ASI/MF

Report to Congress on review of USPS machine letter sorting operations to determine causes of mail delays caused by missent mail. Review was conducted from July-Dec. 1973 at 3 major USPS southern region post offices.

Narrative report includes text statistics on amount of mail handled by USPS and amount committed for mechanization in FY73; number and capacity of machines; and amount of missent mail and machine operator errors at survey offices.

**26108-147 AIRCRAFT MIDAIR COLLISIONS: A Continuing Problem**  
★  
Oct. 23, 1974. iv+36 p.  
B 164497(1). GAO \$1.00.  
ASI/MF

Report to the Senate on the development of collision avoidance systems (CAS) to prevent mid-air aircraft collisions. Emphasizes development of independent airborne CAS and Pilot Warning Instruments (PWI) as opposed to ground controlled supplements to the present air traffic control system.

Report covers presently proposed legislation, cost considerations and contractor proposed selling costs, system implementation time horizons, presently available technology, FAA position in controversy, and GAO policy recommendations. Includes 4 text tables.

Appendices (p. 27-32) include descriptions of airborne CAS and PWI currently under development.

**26108-148 ECONOMIC AND LOGISTICAL IMPACT RESULTING FROM THE ANNOUNCED CLOSURE OF FORT MACARTHUR**  
★  
Nov. 7, 1974. ii+32 p.  
B 172707. GAO \$1.00.  
ASI/MF

Report to Rep. Glenn M. Anderson reviewing the Army's reckoning of costs and savings associated with plans to close Fort MacArthur, San Pedro, Calif.

Assesses costs of transferring fort's logistical support functions to contractors and other military facilities; effectiveness of program to relocate civilian employees; adequacy and costs of medical and other services in Southern California after closure; and value and disposition of land and buildings. Includes text statistics and 14 tables.

**26108-149 LOW-INCOME GROUPS NOT HELPED BY AID'S HOUSING INVESTMENT GUARANTY PROGRAM**  
★  
Nov. 25, 1974. iv+72 p.  
B 171526. GAO \$1.00.  
ASI/MF

Report to Congress on the management and accomplishments of the Housing Investment Guaranty program (HG) which channels long-term financing to housing programs in developing countries. Findings are based on GAO on-site visits to Argentina, Venezuela, Israel, Thailand, Tunisia, Nicaragua, and Guatemala.

Brief descriptions of each country's program, emphasizing the lack of housing assistance for the poor, are presented. The impact of the HG program on the growth of savings and loan assns and other thrift institutions is also discussed.

Includes scattered tables and 4 appendix tables showing construction schedules and financial data.

**26108-150 GRANTS TO IMPROVE BUS  
TRANSIT SYSTEMS:**

★ **Progress and Problems**  
Nov. 25, 1974. v+45 p.  
B 169491. GAO \$1.00.  
ASI/MF

GAO review of progress made in improving urban bus transit systems in 4 major cities which have received Urban Mass Transit Administration (UMTA) capital grants for public acquisition of private bus transit firms and purchase of transit related equipment. Cities are Atlanta, Ga., Honolulu, Hawaii, Minneapolis-St. Paul, Minn., and Portland, Oreg.

Report covers operating deficits before and after public acquisition; ridership trends, bus purchases, and reduction in air pollutants and gasoline consumption. Scattered tables show data by city. Also includes 4 appendix tables (p. 27-30), which show detailed breakdowns of grant funds approved by UMTA and spent by each grantee.

**26108-151 SOME IMPROVEMENTS  
NEEDED IN  
ADMINISTRATION OF  
MINIREPAIR PROGRAM**

★  
Dec. 11, 1973. 23 p.  
B 167790. GAO \$1.00.  
ASI/MF

Report to Rep. Daniel J. Flood on the adequacy and costs of repair work under Corps of Engineers, SBA, and HUD programs for homes damaged by Hurricane Agnes, 1972, in the Wyoming Valley area of Pennsylvania. Based on agency records and interviews with Federal officials, a mail survey of 56 projects, and 8 visits by GAO.

Report discusses costs and quality of repair work and problems encountered in making sure that different agencies were not paying for the same repairs. Includes 1 table listing contractors, number of contracts, number of units, and contract amounts.

**26108-152 OBSERVATIONS AND  
QUESTIONS ON THE  
DEVELOPMENT OF THE  
NEW NATIONAL BULK  
MAIL SYSTEM**

★  
Nov. 1, 1974. iii+34 p.  
B 114874. GAO \$1.00.  
ASI/MF

Report to Congress evaluating the planned National Bulk Mail System (NBMS) for handling parcel post and circulars. Survey was conducted at USPS headquarters and New York City regional office.

Narrative report includes map and 5 charts showing planned NBMS organization and operations; and text statistics and tables showing: mail expected to be handled by NBMS; Mar. 1, 1973, financial status of NBMS; estimated 1984 revenues; trends in parcel post volume by zone, FY63-73; and selected parcel post routing distances under present and planned operations.

Approved For Release 2004/10/13 : CIA-RDP88-01315R000200290001-4

Printed in U.S.A.


Approved For Release 2004/10/13 : CIA-RDP88-01315R000200290001-4

Supplement Number  
Current as of January 1, 1975

**12**

# Abstracts

Book 2 of 2



Congressional Information Service, Inc.  
Washington, D.C.



# American Statistics Index 1974

## Staff

*Editor and Publisher* James B. Adler

*Editorial Director* Richard T. Ewing

*Executive Editor* Susan I. Jover

*Senior Editors* Daniel D. Elasky, Jr., Marie A. Fredell

*Abstracting and Indexing Staff* Glenn B. Dana, K. Bruce Derryberry, August A. Imholtz, Eva Mackin, Kathryn Mas, Colyn L. Phillips, Marc A. Reardon, Joan M. Sherry, Guy Wilson

*Acquisitions Editors* Joan K. Leavitt (Chief), Louise F. Bennett, Mary L. Scheltens, Wanda Veraska

*Data Input* Jocelyn Fisher, Carolyn Hook, Stephanie Passman, Flora J. Reff, Carolyn Stanfield

*Documents Control* Claire Goldman

*Librarian* Hennie R. Schneider

*Production Coordinator* Dorothy W. Rogers

*Proofreading Staff* Katharina C. Wendel, Esther R. Aikens, Jacquelyn R. Ewing, Patricia C. Johnson, Nancy Kennedy

*Advertising, Publicity, and Promotion Director*  
Howard Goldstein

*Controller* Robert H. Zehner

*Library Services Manager* George A. Pughe

*Micropublishing Production Manager* Michael E. McGrath

*Micropublishing Projects Director* Jeffrey Haynan

*Office Manager* Jane W. Woolfitt

*Order Fulfillment* Susan W. Cox

*Publicity/Promotion Associate* Kelly Green

*Sales Manager* Robert Howells

*Sales Representatives* John Beil, Kenneth Boyd, Dennis Gunnarson, Richard A. Haskell, Dorothy W. Ott, Charles Weyll

*Staff Assistants* Susan Andrews, Barbara Bader, Irene K. Berman, Susan Butler, Luisa Coll-Pardo, Kathleen Henry, Dorcas Houser, Esther Lyerly, Rita Lombardo, Donna Smith, Amy Spornak, Mary Patricia Sumner

## Editorial Advisory Board

Hon. Richard Boiling  
Representative from Missouri

Edward DiRoma  
New York Public Library

William Kingsley  
Institute for Life Insurance

John W. Lehman  
Washington, D.C.

Robert R. Nathan  
Robert R. Nathan Associates

Conrad Taeuber  
Washington, D.C.

## Special Consultants

Ruth Fine  
Washington, D.C.

Morris B. Ullman  
Bethesda, Md.

**Congressional Information Service, Inc.**  
600 Montgomery Building  
Washington, D.C. 20014  
301 - 654-8595

A privately organized reference service

This ASI Supplement has been compiled and composed with the aid of SAMANTHA<sup>™</sup> an electronic data processing technique developed by Information and Publishing Systems, Inc., Chevy Chase, Md.

© 1974 by Congressional Information Service, Inc. All rights reserved.



# ASI CONTENTS

## Index

SEMIANNUAL INDEX CUMULATION  
Covering Supplement Numbers 7-12  
Current as of January 1, 1975

(There are 2 Index volumes; designated:  
1 of 2, and 2 of 2)

### INDEX BOOK 1 of 2

How to Use the ASI Supplements	iii
Index by Subjects and Names	1-152

### INDEX BOOK 2 of 2

Index by Subjects and Names	153-241
Index by Categories	243
Index by Titles	269
Index by Agency Report Numbers	297

## Abstracts

Supplement Number 12  
Current as of January 1, 1975

(There are 2 Abstracts volumes; designated:  
1 of 2, and 2 of 2)

### ABSTRACTS BOOK 1 of 2

Issue Notes	iii
Periodicals Received and Reviewed	iv
How to Use the ASI Supplements	xii
Sample Abstracts	xiii
Acronyms, Abbreviations, and Symbols	xvi
Issuing Agencies	xviii
Abstracts of Statistical Publications 102-1 through 5144-4.2	1-72

### ABSTRACTS BOOK 2 of 2

Abstracts of Statistical Publications 5508-16 through 26108-152	73-151
--	--------

## Department of Interior

### 5508 FISH AND WILDLIFE SERVICE Special and Irregular Publications

**5508-16** **BREEDING AND WINTERING  
★ AREAS OF CANVASBACKS  
HARVESTED IN VARIOUS  
STATES AND PROVINCES**  
1974. iv + 78 p.  
Spec. Scientific Rpt., Wildlife  
No. 185. •Item 614-C. †  
ASI/MF 149.15/3:185.

By Aelred D. Geis. Study of relationships between canvasback duck breeding, wintering, and harvest areas; based on recoveries of 8,800 banded canvasbacks in U.S., Canada, and Mexico during the 1925-71 hunting seasons.

Contents: narrative discussion of procedures and summary of findings (p. 2-10); 15 tables showing estimated canvasback population, band recovery area by area banded, and harvest area by source of harvest; all by State or province (p. 11-75); and list of individuals or agencies banding more than 200 canvasbacks through 1971 (p. 76-78).

### 5604 BUREAU OF MINES: GENERAL Annals and Biennials

**5604-15** **MINERALS YEARBOOK,  
★ VOL. 1. Annual Preprints by  
Commodity**  
Annual. GPO; for individual  
bibliographic data, see below.  
ASI/MF I28.37/a:(CT)/(date).

Annual preprints of individual chapters in Vol. 1 of the 1973 *Minerals Yearbook*, presenting a narrative review with text tables of individual commodities. Number of tables varies from 12-18 for most commodities to 45-61 for coal, copper, and petroleum; less common commodities may have from 1-5 tables.

Most data are for the current and previous year, with selected previous years 1969-71. General format and contents for each commodity are described below, although all breakdowns do not apply to all commodities.

- a. Salient statistics (U.S. and world production, U.S. consumption and trade, 1969-73).
- b. Domestic production (quantity, type, company, inventories, by State, method).
- c. Consumption and uses (by industry, economic sector, value, by State or area).
- d. Prices and stocks (selling prices by month or yearly average; inventories).
- e. Transportation (methods and category shipped).

ASI 1974

- f. Foreign trade (quantity and value of exports and imports, by State, area, or country).
- g. World review (world production and demand, by individual countries where applicable).
- h. Technology (environmental developments, production techniques; usually narrative text only).

All available preprints for 1973, Vol. 1, are listed below. For description of full 1972 Vol. 1, see ASI 1974 Supplement 7 under 5604-1. Preprints of Vols. 2 and 3 for 1973 are not yet issued; for description of available 1972 preprints of Vols. 2 and 3, see this Supplement 5604-16 and 5604-17.

#### PREPRINTS:

**5604-15.3: Antimony, 1973**  
[1974. 9 p. \$0.30.]

**5604-15.7: Beryllium, 1973**  
[1974. 5 p. \$0.25.]

**5604-15.8: Bismuth, 1973**  
[1974. 5 p. \$0.25.]

**5604-15.10: Bromine, 1973**  
[1974. 4 p. \$0.25.]

**5604-15.12: Calcium and Calcium Com-  
pounds, 1973**  
[1974. 3 p. \$0.25.]

**5604-15.23: Diatomite, 1973**  
[1974. 3 p. \$0.25.]

**5604-15.27: Gallium, 1973**  
[1974. 5 p. \$0.25.]

**5604-15.37: Kyanite and Related Materi-  
als, 1973**  
[1974. 6 p. \$0.25.]

**5604-15.40: Magnesium, 1973**  
[1974. 9 p. \$0.30.]

**5604-15.41: Magnesium Compounds,  
1973**  
[1974. 9 p. \$0.30.]

**5604-15.57: Rare-Earth Minerals and Met-  
als, 1973**  
[1974. 9 p. \$0.30.]

**5604-15.61: Silicon, 1973**  
[1974. 5 p. \$0.25.]

**5604-16** **MINERALS YEARBOOK,  
VOL. 2. Annual Preprints by  
State**  
GPO; for individual  
bibliographic data, see below.  
ASI/MF  
I28.37/a2:(CT)/(date).

Annual preprints of individual chapters of 1972 *Minerals Yearbook*, Vol. 2 presenting performance data by State for metals, minerals, mineral fuels produced or consumed by the U.S. mineral industry.

Format for each State includes narrative discussion with text tables generally covering mineral industry production, worktime and injury experience, legislation, review by commodity, and name and location of principal producers. The number of tables for each State varies, but the data described below are generally presented for each; most data are for the current and previous year.

- a. Mineral production by commodity.
- b. Value of mineral production by county.
- c. Indicators of State business activities (employment, personal income, construction activity, value of mineral production).
- d. Worktime and injury experience in the mineral industry.
- e. Mine production by county, and by type of material.
- f. Commodities sold or used, by producers, class of operation, and kind.
- g. List of principal producers and type of activity.

All available preprints for 1972, Vol. 2, are listed below. For description of full 1971 *Yearbook*, see ASI 1974 Annual, 5604-1. For descriptions of Vols. 1 and 3 preprints series, see this Supplement 5604-15, 5604-17.

#### PREPRINTS:

**5604-16.1: Alabama, 1972**  
[1974. 13 p. \$0.30.]

**5604-16.2: Alaska, 1972**  
[1974. 16 p. \$0.35.]

**5604-16.4: Arkansas, 1972**  
[1974. 14 p. \$0.25.]

**5604-16.5: California, 1972**

[1974. 34 p. \$0.45.]

**5604-16.6: Colorado, 1972**

[1974. 28 p. \$0.40.]

**5604-16.7: Connecticut, 1972**

[1974. 4 p. \$0.25.]

**5604-16.8: Delaware, 1972**

[1974. 3 p. \$0.25.]

**5604-16.9: Florida, 1972**

[1974. 13 p. \$0.25.]

**5604-16.10: Georgia, 1972**

[1974. 15 p. \$0.30.]

**5604-16.11: Hawaii, 1972**

[1974. 4 p. \$0.25.]

**5604-16.12: Idaho, 1972**

[1974. 10 p. \$0.25.]

**5604-16.13: Illinois, 1972**

[1974. 20 p. \$0.30.]

**5604-16.14: Indiana, 1972**

[1974. 23 p. \$0.35.]

**5604-16.15: Iowa, 1972**

[1974. 16 p. \$0.35.]

**5604-16.16: Kansas, 1972**

[1974. 15 p. \$0.30.]

**5604-16.17: Kentucky, 1972**

[1974. 13 p. \$0.30.]

**5604-16.19: Maine, 1972**

[1974. 5 p. \$0.25.]

**5604-16.20: Maryland, 1972**

[1974. 8 p. \$0.25.]

**5604-16.21: Massachusetts, 1972**

[1974. 6 p. \$0.25.]

**5604-16.22: Michigan, 1972**

[1974. 21 p. \$0.30.]

**5604-16.23: Minnesota, 1972**

[1974. 18 p. \$0.30.]

**5604-16.24: Mississippi, 1972**

[1974. 12 p. \$0.25.]

**5604-16.25: Missouri, 1972**

[1974. 17 p. \$0.30.]

**5604-16.27: Nebraska, 1972**

[1974. 10 p. \$0.25.]

**5604-16.28: Nevada, 1972**

[1974. 12 p. \$0.25.]

**5604-16.29: New Hampshire, 1972**

[1974. 3 p. \$0.25.]

**5604-16.30: New Jersey, 1972**

[1974. 8 p. \$0.25.]

**5604-16.31: New Mexico, 1972**

[1974. 21 p. \$0.30.]

**5604-16.32: New York, 1972**

[1974. 13 p. \$0.25.]

**5604-16.33: North Carolina, 1972**

[1974. 14 p. \$0.25.]

**5604-16.34: North Dakota, 1972**

[1974. 10 p. \$0.25.]

**5604-16.35: Ohio, 1972**

[1974. 16 p. \$0.30.]

**5604-16.36: Oklahoma, 1972**

[1974. 15 p. \$0.30.]

**5604-16.37: Oregon, 1972**

[1974. 11 p. \$0.25.]

**5604-16.39: Puerto Rico, Panama Canal Zone, Virgin Islands, Pacific Island Possessions, and TTPI, 1972**

[1974. 7 p. \$0.10.]

**5604-16.40: Rhode Island, 1972**

[1974. 3 p. \$0.25.]

**5604-16.42: South Dakota, 1972**

[1974. 10 p. \$0.25.]

**5604-16.43: Tennessee, 1972**

[1974. 17 p. \$0.30.]

**5604-16.44: Texas, 1972**

[1974. 32 p. \$0.40.]

**5604-16.45: Utah, 1972**

[1974. 15 p. \$0.25.]

**5604-16.46: Vermont, 1972**

[1974. 4 p. \$0.25.]

**5604-16.47: Virginia, 1972**

[1974. 14 p. \$0.25.]

**5604-16.48: Washington, 1972**

[1974. 10 p. \$0.25.]

**5604-16.49: West Virginia, 1972**

[1974. 13 p. \$0.25.]

**5604-16.50: Wisconsin, 1972**

[1974. 12 p. \$0.25.]

**5604-16.51: Wyoming, 1972**

[1974. 25 p. \$0.35.]

**5604-17** MINERALS YEARBOOK,  
\* **VOL. 3. Annual Preprints by Country**  
Annual. GPO; for individual bibliographic data, see below.  
ASI/MF  
I28.37/a2:(CT)/(date).

Annual preprints of individual chapters of 1972 *Minerals Yearbook*, Vol. 3, presenting narrative review, with text tables, of the mineral industry in 130 countries; for some chapters, countries are grouped.

Format for each country includes a review of government policies and programs affecting the minerals industry; and of annual production and trade, by commodity. For most countries there are 3 tables; some have additional tables for a major industry. Most data are for 1970-72. Tables cover:

- a. Mineral production by commodity.
- b. Exports and imports, by commodity and destination or source.
- c. Salient statistics of a major industry (usually iron and steel or petroleum).

Vol. 1 of the 1972 *Yearbook* has been published (for description, see ASI 1974 Supplement 7-9 under 5604-1); preprints of chapters in Vol. 1, 1973 and Vol. 2, 1972 are described in 5604-15 and 5604-16, above. Available 1972 Vol. 3 preprints are listed below.

**5604-17.1: Algeria, 1972**

[1974. 12 p. \$0.25.]

**5604-17.2: Angola, Mozambique, and Portuguese Guinea, 1972**

[1974. 10 p. \$0.25.]

**5604-17.3: Argentina, 1972**

[1974. 11 p. \$0.25.]

**5604-17.4: Australia, 1972**

[1974. 21 p. \$0.30.]

**5604-17.5: Austria, 1972**

[1974. 12 p. \$0.25.]

**5604-17.6: Belgium and Luxembourg, 1972**

[1974. 14 p. \$0.25.]

**5604-17.7: Bolivia, 1972**

[1974. 8 p. \$0.25.]

**5604-17.8: Brazil, 1972**

[1974. 15 p. \$0.30.]

**5604-17.10: Burma, 1972**

[1974. 8 p. \$0.25.]

**5604-17.11: Canada, 1972**

[1974. 21 p. \$0.30.]

**5604-17.12: Chile, 1972**

[1974. 12 p. \$0.25.]

**5604-17.13: People's Republic of China, 1972**

[1974. 15 p. \$0.35.]

**5604-17.14: Colombia, 1972**

[1974. 5 p. \$0.25.]

**5604-17.15: Cyprus, 1972**

[5 p. \$0.25.]

**5604-17.17: Arab Republic of Egypt, 1972**

[1974. 10 p. \$0.25.]

**5604-17.18: Finland, 1972**

[1974. 11 p. \$0.25.]

**5604-17.19: France, 1972**

[1974. 23 p. \$0.35.]

**5604-17.20: Gabon, 1972**

[1974. 4 p. \$0.25.]

**5604-17.22: Federal Republic of Germany, 1972**

[1974. 27 p. \$0.35.]

**5604-17.23: Ghana, 1972**

## Department of Interior

- [1974. 5 p. \$0.25.]
- 5604-17.24: Greece, 1972**  
[1974. 14 p. \$0.25.]
- 5604-17.25: Hungary, 1972**  
[1974. 11 p. \$0.30.]
- 5604-17.26: India, 1972**  
[1974. 15 p. \$0.30.]
- 5604-17.29: Iraq, 1972**  
[1974. 9 p. \$0.30.]
- 5604-17.30: Ireland, 1972**  
[1974. 7 p. \$0.25.]
- 5604-17.31: Israel, 1972**  
[6 p. \$0.25.]
- 5604-17.32: Italy, 1972**  
[1974. 19 p. \$0.30.]
- 5604-17.33: Japan, 1972**  
[1974. 37 p. \$0.40.]
- 5604-17.34: Kenya, Tanzania, and Uganda, 1972**  
[1974. 10 p. \$0.25.]
- 5604-17.35: North Korea, 1972**  
[1974. 8 p. \$0.25.]
- 5604-17.36: Republic of Korea, 1972**  
[1974. 8 p. \$0.25.]
- 5604-17.37: Kuwait and Saudi Arabia, 1972**  
[1974. 12 p. \$0.30.]
- 5604-17.38: Liberia, 1972**  
[1974. 6 p. \$0.25.]
- 5604-17.39: Libya, 1972**  
[1974. 8 p. \$0.25.]
- 5604-17.40: Malaysia, 1972**  
[1974. 8 p. \$0.25.]
- 5604-17.42: Morocco, 1972**  
[1973. 9 p. \$0.25.]
- 5604-17.43: Netherlands, 1972**  
[1974. 13 p. \$0.25.]
- 5604-17.44: New Zealand, 1972**  
[1974. 7 p. \$0.25.]
- 5604-17.45: Nigeria, 1972**  
[1974. 6 p. \$0.25.]
- 5604-17.46: Norway, 1972**  
[1974. 17 p. \$0.30.]
- 5604-17.47: Pakistan, 1972**  
[1974. 6 p. \$0.25.]
- 5604-17.48: Peru, 1972**  
[1974. 10 p. \$0.25.]
- 5604-17.49: Philippines, 1972**  
[1974. 18 p. \$0.30.]
- 5604-17.50: Poland, 1972**
- [1974. 8 p. \$0.25.]
- 5604-17.51: Portugal, 1972**  
[1974. 10 p. \$0.25.]
- 5604-17.52: Romania, 1972**  
[9 p. \$0.25.]
- 5604-17.53: Sierra Leone, 1972**  
[1974. 4 p. \$0.25.]
- 5604-17.54: Republic of South Africa, 1972**  
[1974. 24 p. \$0.35.]
- 5604-17.56: Spain, 1972**  
[1974. 21 p. \$0.30.]
- 5604-17.57: Sweden, 1972**  
[1974. 16 p. \$0.25.]
- 5604-17.58: Taiwan, 1972**  
[1974. 10 p. \$0.25.]
- 5604-17.59: Thailand, 1972**  
[1974. 13 p. \$0.25.]
- 5604-17.60: Tunisia, 1972**  
[1974. 7 p. \$0.25.]
- 5604-17.61: Turkey, 1972**  
[1974. 11 p. \$0.45.]
- 5604-17.62: USSR, 1972**  
[1974. 38 p. \$0.40.]
- 5604-17.63: United Kingdom, 1972**  
[1974. 13 p. \$0.25.]
- 5604-17.64: Venezuela, 1972**  
[1974. 12 p. \$0.25.]
- 5604-17.65: Yugoslavia, 1972**  
[1974. 16 p. \$0.30.]
- 5604-17.66: Zaire, 1972**  
[1974. 9 p. \$0.25.]
- 5604-17.67: Zambia, 1972**  
[1974. 8 p. \$0.25.]
- 5604-17.69: Central American Areas, 1972**  
[1974. 11 p. \$0.25.]  
Covers: British Honduras, Costa Rica, El Salvador, Guatemala, Honduras, Nicaragua, and Panama.
- 5604-17.73: Other Near Eastern Areas, 1972**  
[1974. 18 p. \$0.30.]  
Covers: Bahrain, Oman, People's Democratic Republic of Yemen, Qatar, Syrian Arab Republic, United Arab Emirates, and Yemen Arab Republic.
- 5604-17.74: Other Far Eastern and South Asian Areas, 1972**  
[1974. 29 p. \$0.45.]  
Covers: Afghanistan, Bangladesh, Brunei, Hong Kong, Khmer Republic, Laos, Mongolia, Nepal, Singapore, Sri Lanka, North and South Vietnam.

**5608  
BUREAU OF MINES:  
GENERAL****Special and  
Irregular Publications**

- 5608-26** ELEMENTAL COMPOSITION  
OF COAL MINE DUST  
★  
1974. 25 p.  
Bur. Mines RI 7992.  
●Item 637-A.  
Mines Bureau, 4800 Forbes  
Ave., Pittsburgh, Pa. 15213 †  
ASI/MF 128.23:7992.

By T. C. Wesson and F. E. Armstrong. Report on the elemental composition of coal dust and its relation to incombustibility. Data show analyses for 5 elements made on 444 coal dust samples from 68 mines in 10 States.

Report consists of narrative discussion of experiment methods and results, with 3 charts and 5 text tables (p. 1-10) and 2 appendix tables showing analysis results for each sample. (p. 11-25)

- 5608-28** ECONOMIC ANALYSIS OF  
OIL SHALE OPERATIONS  
FEATURING GAS  
COMBUSTION RETORTING  
★  
Sept. 1974. 18 p. TPR 81.  
●Item 637-A.  
Mines Bureau, 4800 Forbes  
Ave., Pittsburgh, Pa. 15213 †  
ASI/MF 128.26/6:81.

By Sidney Katell and Paul Wellman. Report estimating costs of building a processing complex to convert oil shale to a product suitable for pipelines and further refining. Includes estimate of product prices needed to break even.

Contains narrative description of equipment needed for a theoretical 50,000 barrel-per-day complex; and 11 tables showing estimated capital investment and operating costs, including environmental controls; and financial analysis based on 12% discounted cash flow rate for a 50,000 and a 100,000 barrel-per-day complex.

## 5612 BUREAU OF MINES: MINERAL INDUSTRY SURVEYS

### Current Periodicals

**5612-4** **MINERAL INDUSTRY**  
★ **SURVEYS: Pennsylvania**  
**Anthracite Weekly**  
Weekly. Approx. 2 p.  
Mines Bureau, 4800 Forbes  
Ave., Pittsburgh, Pa. 15123. †  
ASI/MF (beginning with Nov.  
1, 1974 issue). I28.49/2:(date).  
2426(74).

Weekly report on estimated production of Pennsylvania anthracite, with comparisons for the past 2 years, based on weekly carloading reports. Weekly data are current to approximately 1 week before publications; monthly data are current to 3 months before publication.

Contents: 1 chart showing weekly production for current and past year; and 1 table. 3 additional tables appear monthly. All tables are listed below.

#### TABLES:

[All data are shown for the current and past week (or month); cumulative for the year to date; and for the same periods of the past year.]

#### WEEKLY

[1] Anthracite statistics: production and carloadings.

#### MONTHLY

[2] Estimate of production of Pennsylvania anthracite for the month.

[3] Statistical summary of monthly development in the Pennsylvania anthracite industry [production; shipments, by mode; exports; electric utilities and coke plants consumption and stocks; stocks on docks and in yards; retail deliveries; wholesale price indexes].

[4] U.S. exports of Pennsylvania anthracite by countries of destination and continental groups.

**5612-5** **MINERAL INDUSTRY**  
★ **SURVEYS: Weekly Coal**  
**Report**  
Weekly. Approx. 4 p.  
Mines Bureau, 4800 Forbes  
Ave., Pittsburgh, Pa. 15123. †  
ASI/MF (beginning with Nov.  
1, 1974 issue). I28.33:(nos.)  
2754(74). CA29-803.

Weekly report on estimated production of bituminous coal and lignite, with comparisons for the past 2 years, based on weekly carloading reports. Weekly data are current to 1-2 weeks before publication; monthly data are current to approximately 3 months before publication.

Contents: 1 chart showing weekly production for current and past year; and 2 weekly tables. Many issues contain an additional 1-3 tables, showing monthly data, and appearing irregularly. All tables are listed below.

#### TABLES:

[Tables generally show data for the current and past week (or month); cumulative for the year to date; and for the same periods of the past year.]

#### WEEKLY

1. Estimated U.S. production of bituminous coal and lignite, in short tons [and number of cars loaded].

2. Estimated weekly production of coal, bituminous and lignite, by States.

#### MONTHLY

[Table numbers vary from issue to issue.]

3. Estimated production of bituminous coal and lignite.

4. Exports of bituminous coal and lignite from the U.S. [Canada and Mexico combined; overseas total].

5. Monthly distribution statistics of coal, bituminous and lignite, [tidewater loadings, by port; Great Lakes loadings].

6. Stocks and days' supply of bituminous coal and lignite, by consumer class.

7. Estimated consumption of bituminous coal and lignite [electric utilities, manufacturing, retail].

8. Upper Lakes dock trade in bituminous coal: receipts, deliveries, and stocks at commercial docks on Lakes Superior and Michigan.

## 5614 BUREAU OF MINES: MINERAL INDUSTRY SURVEYS

### Annals and Biennials

**5614-4** **WORLD MINERAL**  
★ **PRODUCTION IN 1970 AND**  
**1971**  
Annual. Oct. 5, 1973. 18 p.  
Mines Bureau, 4800 Forbes  
Ave., Pittsburgh, Pa. 15123 †  
ASI/MF I28.81/2:970-71.  
08012(74).

Annual report for 1971 showing distribution by country of world production of metallic and non-metallic minerals and mineral fuels. Report was prepared from data in 1971 *Minerals Yearbook* (see ASI 1974 Annual, 5604-1).

Consists of brief narrative summary and comparison of 1970-71 production; and 5 tables showing production of each of 69 major mineral commodities:

- Worldwide, 1969-71.
- Percent distribution for 6 major world areas, including breakdown by Communist and non-Communist, 1970-71.
- Percent distribution by country, 1970-71.

**5614-5** **MINERAL INDUSTRY**  
★ **SURVEYS: Annual Advance**  
**Summaries by Commodity**  
Annual. Mines Bureau, 4800  
Forbes Ave., Pittsburgh, Pa.  
15123. † For individual  
bibliographic data, see below.  
ASI/MF

Annual advance summaries of U.S. mineral industries' production or consumption of individual mineral commodities. All 1973 summaries issued through Dec. 31, 1974, are listed below.

Contents of each report: brief narrative summary, usually followed by 1-14 tables on production quantity and value, often by State; consumption by type or use; and imports and exports by country of origin or destination. Most data are for the title year and the previous 1-3 years.

Commodity surveys of mineral and metal industries are also published monthly and quarterly (see ASI 1974 Annual and Supplement 6, 5612-1, and Annual, 5612-2). More detailed annual data are published later in the *Minerals Yearbook*, Vol. 1: "Commodity Statistics." *Yearbook* data are issued first as preprints (for available 1973 preprints, see this Supplement, 5604-15), and later in the bound volume (for description of 1972 edition, see ASI 1974 Supplement 7, 5604-1.4).

#### REPORTS:

**5614-5.1: Abrasive Materials, 1973**  
[May 16, 1974. 4 p. I28.116:973/advance. MC  
11077(74).]

**5614-5.2: Sales of Asphalt, 1973**  
[July 30, 1974. 6 p. I28.123:973/advance.]

**5614-5.3: Barite, 1973**

- [July 17, 1974. 5 p. I28.124:973/advance. MC 11042(74).]
- 5614-5.4: Boron, 1973**  
 [Apr. 11, 1974. 1 p. I28.125:973/advance.]
- 5614-5.5: Bromine, 1973**  
 [May 28, 1974. 4 p. I28.126:973/advance. MC 11043(74).]
- 5614-5.6: Carbon Black, 1973**  
 [May 29, 1974. 2 p. I28.88/2:973/advance.]
- 5614-5.7: Cement, 1973**  
 [Oct. 22, 1974. 2 p. I28.29/2:973/advance.]
- 5614-5.8: Clays, 1973**  
 [Oct. 29, 1974. 5 p.]
- 5614-5.9: Diatomite, 1973**  
 [May 9, 1974. 1 p. I28.127:973/advance.]
- 5614-5.10: Feldspar and Related Minerals, 1973**  
 [June 7, 1974. 4 p. I28.111:973/advance. MC 11044(74).]
- 5614-5.11: Fluorspar, 1973**  
 [Aug. 12, 1974. 6 p. I28.70/2:973/advance.]
- 5614-5.12: Gemstones, 1973**  
 [June 25, 1974. 1 p. I28.117:973/advance.]
- 5614-5.13: Natural Graphite, 1973**  
 [June 26, 1974. 5 p. no paging. I28.128:973/advance.]
- 5614-5.14: Gypsum, 1973**  
 [July 16, 1974. 2 p. I28.32/2:973/advance.]
- 5614-5.15: Iodine, 1973**  
 [Apr. 15, 1974. 1 p. I28.129:973/advance.]
- 5614-5.16: Kyanite and Related Minerals, 1973**  
 [Mar. 26, 1974. 2 p. I28.131:973/advance. MC 08696(74).]
- 5614-5.17: Lime, 1973**  
 [Aug. 20, 1974. 2 p. I28.28/3:973/advance.]
- 5614-5.18: Mica, 1973**  
 [July 15, 1974. 1 p. I28.130:973/advance.]
- 5614-5.19: Minor Nonmetals, 1973**  
 [July 15, 1974. 2 p. I28.121:973/advance.]
- 5614-5.20: Perlite, 1973**  
 [July 10, 1974. 2 p. I28.133:973/advance.]
- 5614-5.21: Phosphate Rock, 1973**  
 [Mar. 25, 1974. 4 p. I28.119:973/advance. MC 07977(74).]
- 5614-5.22: Potash, 1973**  
 [Mar. 18, 1974. 7 p. I28.120:973/advance.]
- 5614-5.23: Pumice and Volcanic Cinder, 1973**  
 [July 10, 1974. 2 p. I28.122:973/advance.]
- 5614-5.24: Salt, 1973**  
 [July 22, 1974. 13 p. I28.134:973/advance.]
- 5614-5.25: Sand and Gravel, 1973**
- [July 3, 1974. 3 p.]
- 5614-5.26: Sodium Compounds, 1973**  
 [May 20, 1974. 6 p. I28.135:973/advance.]
- 5614-5.27: Stone, 1973**  
 [Sept. 4, 1974. 14 p. I28.118:973/advance.]
- 5614-5.28: Sulfur, 1973**  
 [June 11, 1974. 12 p. I28.63/3:973/advance.]
- 5614-5.29: Talc, Soapstone, and Pyrophyllite, 1973**  
 [Aug. 5, 1974. 2 p. I28.136:973/advance.]
- 5614-5.30: Vermiculite, 1973**  
 [July 22, 1974. 4 p. I28.137:973/advance.]
- 5614-5.31: Zirconium and Hafnium, 1973**  
 [Oct. 22, 1974. 4 p. I28.23/2:973/advance.]
- 5614-6 MINERAL INDUSTRY SURVEYS: Annual Advance Summaries by States**  
 \* † For individual bibliographic data, see below. ASI/MF I28.94:(CT)/(date).
- Annual advance summaries of quantity and value of minerals produced in each State, Puerto Rico, Virgin Islands, Panama Canal Zone, and Pacific Island Possessions. All 1973 summaries issued through Dec. 31, 1974, are listed below.
- Contents: reports for most States consist of 1 page narrative summary and 1 table with data for each commodity, for year reported and for previous year.
- More detailed annual data are published later in the *Minerals Yearbook*, Vol. 2: "State Commodity Statistics." *Yearbook* data are issued first in preprints (for 1972 preprints, see this Supplement, 5604-16), and later in the bound volume (for description of 1971 edition, see ASI 1974 Annual, 5604-1).
- REPORTS:**  
 [Each report is titled "Mineral Industry of (State) in (Year)".]
- 5614-6.3: Arizona, 1973**  
 [Sept. 3, 1974. 2 p.]
- 5614-6.4: Arkansas, 1973**  
 [Sept. 5, 1974. 2 p.]
- 5614-6.5: California, 1973**  
 [Oct. 9, 1973. 2 p.]
- 5614-6.11: Georgia, 1973**  
 [Oct. 15, 1974. 8 p.]
- 5614-6.12: Hawaii, 1973**  
 [Aug. 19, 1974. 2 p.]
- 5614-6.13: Idaho, 1973**  
 [Sept. 18, 1974. 2 p.]
- 5614-6.14: Illinois, 1973**  
 [Sept. 9, 1974. 2 p.]
- 5614-6.15: Indiana, 1973**  
 [Aug. 20, 1974. 2 p.]
- 5614-6.16: Iowa, 1973**
- [Oct. 18, 1974. 2 p.]
- 5614-6.17: Kansas, 1973**  
 [Sept. 4, 1974. 2 p.]
- 5614-6.18: Kentucky, 1973**  
 [Oct. 14, 1974. 2 p.]
- 5614-6.20: Maine, 1973**  
 [Sept. 30, 1974. 2 p.]
- 5614-6.23: Michigan, 1973**  
 [Sept. 4, 1974. 2 p.]
- 5614-6.24: Minnesota, 1973**  
 [Sept. 30, 1974. 2 p.]
- 5614-6.25: Mississippi, 1973**  
 [Dec. 5, 1974. 2 p.]
- 5614-6.26: Missouri, 1973**  
 [Oct. 18, 1974. 2 p.]
- 5614-6.27: Montana, 1973**  
 [Sept. 11, 1974. 2 p.]
- 5614-6.29: Nevada, 1973**  
 [No. 1, 1974. 2 p.]
- 5614-6.31: New Jersey, 1973**  
 [Aug. 6, 1974. 2 p.]
- 5614-6.32: New Mexico, 1973**  
 [Oct. 18, 1974. 2 p.]
- 5614-6.33: New York, 1973**  
 [Aug. 23, 1974. 2 p.]
- 5614-6.35: North Dakota, 1973**  
 [Aug. 5, 1974. 2 p.]
- 5614-6.38: Oregon, 1973**  
 [Dec. 26, 1974. 2 p.]
- 5614-6.39: Pennsylvania, 1973**  
 [Sept. 19, 1973. 2 p.]
- 5614-6.40: Rhode Island, 1973**  
 [Sept. 30, 1974. 2 p.]
- 5614-6.42: South Dakota, 1973**  
 [Sept. 11, 1974. 2 p.]
- 5614-6.43: Tennessee, 1973**  
 [Sept. 11, 1974. 2 p.]
- 5614-6.45: Utah, 1973**  
 [Aug. 29, 1974. 2 p.]
- 5614-6.46: Vermont, 1973**  
 [Sept. 30, 1974. 2 p.]
- 5614-6.47: Virginia, 1973**  
 [Sept. 12, 1974. 2 p.]
- 5614-6.49: West Virginia, 1973**  
 [Oct. 2, 1974. 2 p.]
- 5614-6.50: Wisconsin, 1973**  
 [Sept. 4, 1974. 2 p.]
- 5614-6.51: Wyoming, 1973**  
 [2 p.]

5614-6.52: Puerto Rico, Panama Canal Zone, Virgin Islands, and Pacific Island Possessions, 1973 [Oct. 23, 1974. 2 p.]

**5616  
BUREAU OF MINES:  
MINERAL INDUSTRY  
SURVEYS**

**Publications  
in Series**

**5616-1 MINERAL INDUSTRY SURVEYS: Petroleum Products Surveys**  
●Item 642-A.  
† Mines Bureau, 4800 Forbes Ave., Pittsburgh, Pa. 15213. For individual bibliographic data, see below. ASI/MF 128.18/3:(nos.)

Information report series on annual laboratory analyses of diesel, aviation, and burner fuel oil properties, and semiannual motor gasoline analysis, carried out by the American Petroleum Institute and the Mines Bureau.

General report format:

- a. Narrative summary and explanation of testing methods and data.
- b. 6-12 tables presenting data on gravity, sulfur, lead, distillation, vapor pressure, and selected other properties, by type and grade of fuel and testing location; including summary comparisons to previous year.

Listed below is report issued Nov. 1974. For listing of previous reports, see ASI 1974 Annual and Supplements 6 and 7 under this number.

**5616-1.3: Diesel Fuel Oils, 1974**  
[Annual. Nov. 1974. 29+4 p. PPS 87.]

**5618  
BUREAU OF MINES:  
MINERAL INDUSTRY  
SURVEYS**

**Special and  
Irregular Publications**

**5618-1 MINERAL INDUSTRY SURVEYS: Crude-Oil and Refined-Products Pipeline Mileage in the U.S., Jan. 1, 1974**  
Triennial. Dec. 13, 1974.  
8 p. † ASI/MF 128.45/2:974.

Triennial report on mileage, size, and fill of petroleum pipelines in the U.S. as of Jan. 1974. Data are derived from pipeline company reports and the ICC.

Contents: brief narrative summary, and 8 tables presenting mileage by selected years, 1926-74; by type and size of pipeline; by State, 1971 and 1974; and pipeline fill by State and type of line, 1971 and 1974.

**5666  
GEOLOGICAL SURVEY  
Publications  
in Series**

**5666-6** INDEX TO WATER-QUALITY  
★ DATA Available from the  
U.S. Geological Survey in  
Machine Readable Form to  
Dec. 31, 1972  
† For individual bibliographic  
data, see below. ASI/MF

Series of 4 regional reports listing the types of data available in machine-readable form from water quality stations operated by the Geological Survey through Dec. 31, 1972. Parameters covered include various physical and chemical characteristics of surface and ground water, such as dissolved matter, oxygenation, sedimentation, and pesticides.

Each regional report contains:

- a. Introductory material on presentation and availability of data; list of States, including Puerto Rico, in each region; and table grouping several hundred detailed water quality parameter codes into 21 categories used in report. (9 p.)
- b. Station listings, arranged in downstream order, within each State. Each listing contains station name, location, and identification; and shows number of samples taken for each parameter category during each water year (Oct.-Sept.) in the station's period of record.
- c. Appendix identifying the detailed water quality parameter codes. (36 p.)

Bibliographic data for each regional report are listed below. For description of related series on data files containing daily water measurements, see 5666-7 below.

**5666-6.1: Northeastern Region**  
[GS WRI 21-73. June 1973. iii + 876 p.]

**5666-6.2: Southeastern Region**  
[GS WRI 22-73. June 1973. iii + 757 p.]

**5666-6.3: Central Region**  
[GS WRI 23-73. June 1973. iii + 954 p.]

**5666-6.4: Western Region**  
[GS WRI 24-73. June 1973. iii + 516 p.]

**5666-7** INDEX TO U.S. GEOLOGICAL  
★ SURVEY COMPUTER FILES  
Containing Daily Values for  
Water Parameters to Sept.  
30, 1971  
† For individual bibliographic  
data, see below. ASI/MF

Series of 4 regional reports listing the types of data available on computer files from stations at which the Geological Survey collects water samples continuously, or at least daily. Parameters covered include streamflow, reservoir levels, temperature, conductance, sediment, and other physical and chemical characteristics.

Each regional report contains:

- a. Introductory material on presentation and availability of data; list of States, including

Puerto Rico, in each region; and table showing codes used for the water parameters and for the frequency of mode of daily measurements.

- b. Station listing, arranged in downstream order, within each State. Listings give station name, location, and identification, and show: period of record, its daily and yearly completeness, and minimum and maximum values for the period, for each parameter measured daily at the station.

Bibliographic data for each regional report are listed below. For description of related series providing directory to all stations with machine-readable data files containing water quality measurements, see 5666-6 above.

**5666-7.1: Northeastern Region**  
[GS WRI 25-73. June 1973. iii + 354 p.]

**5666-7.2: Southeastern Region**  
[GS WRI 26-73. June 1973. 206 p.]

**5666-7.3: Central Region**  
[GS WRI 27-73. June 1973. iii + 442 p.]

**5666-7.4: Western Region**  
[GS WRI 28-73. June 1973. iii + 387 p.]

**5668  
GEOLOGICAL SURVEY  
Special and  
Irregular Publications**

**5668-15** FLOODS FROM SMALL  
★ DRAINAGE AREAS IN  
CALIFORNIA: A Compilation  
of Peak Data Oct. 1958 to  
Sept. 1973  
Dec. 12, 1973. xii + 261 p. †  
ASI/MF

By Arvi O. Waananen. Compilation of 1958-73 annual peak discharges at 332 gaging stations on small watersheds in California, and of flood hydrographs and precipitation data at 66 selected stations whose watersheds had significant flows in the period.

These basic data were obtained for use in a study of flood frequency for small California streams. Results of this study will be presented in a forthcoming companion report *Magnitude and Frequency of Floods from Small Drainage Areas in California*.

Contents: introduction (p. 1-6); gaging station records with descriptive, tabular, and graphic data described below (p. 7-223); and 4 supplemental tables (p. 224-256) with summary data on stations' monthly, annual, and storm precipitation; and index to station numbers (p. 257-260).

Gaging station records present the following data, with annual data in terms of water years (Oct.-Sept.):

- a. Descriptive information on the station: name, location, drainage area, type of gage, period of record. Provided for each station.
- b. Annual maximum discharge for period of record, 1958-73: date, gage height, and volume. Shown for each station.
- c. Discharge and precipitation hydrographs of peak flow periods; monthly and annual precipitation, 1972-73. Shown for the 66 selected stations.

This is the 14th and final report in an annual series which was designed to build the 1958-73 data base for this study.



---

## 5824 BUREAU OF RECLAMATION Annals and Biennials

---

**5824-2 PLS LISTING: POWER FACILITIES OPERATED BY THE BUREAU OF RECLAMATION**  
Annual. July 1974. 120 p.  
† ASI/MF I27.2:P87/6/974.

Annual descriptive tabulation of electric power plants, transmission lines, substations, and other power facilities operated by the Bureau of Reclamation. Data are presented separately for facilities operated by the Corps of Engineers for which power sales are handled by the Bureau.

Contents: descriptive tables, summarized below, arranged by type of facility.

### TABLES:

[Summary table for each type of facility is followed by data for individual projects, organized by power supply regions. Data are as of July 1, 1974, unless otherwise noted.]

#### 5824-2.1: Generation, Powerplants, and Pumping Plants

- a.* 2 summary tables presenting power plant capacities and generation, FY70-74; and number and capacities by region and project. (p. 1-2)
- b.* Hydroelectric plants, by region and project, including capacity, generator voltage, water for rated output, and selected other data. (p. 4-14)
- c.* Large pumping plants, by region and project, including date of initial operation, pump and motor characteristics. (p. 15-17)

#### 5824-2.2: Transmission Lines and Cables

- a.* Pull-out map of transmission lines, including names and installed capacities of power facilities in service and under construction by State. (p. 18)
- b.* Summary table of transmission line mileages by regions, projects, and voltages. (p. 19; graph, FY36-74, p. 20)
- c.* Individual project lines and cables in 7 regions, presenting voltage, supporting structure material, and circuit miles, with map for each region. (p. 21-70)

#### 5824-2.3:

- a.* Summary table of substation number and capacities, by region and project. (p. 71; graph, FY36-74, p. 72)
- b.* Individual switchyards and substations by region and project, presenting transformer data. (p. 73-103)

#### 5824-2.4: Reactive and Voltage Control Facilities

- a.* Summary table of capacities; and individual unit capacities by component and project. (p. 104-107)
- b.* Substation grounding transformers, by region and project, selected characteristics. (p. 108)

#### 5824-2.5: Voice Communication Facilities

- a.* U.S. and 7 power region maps showing voice communication channels used for power operations. (p. 110-117)
- b.* Microwave, VHF and UHF mobile radio systems, by region and project, number, frequency, emission type. (p. 118-120)

---

## Department of Justice

---

### 6224 FEDERAL BUREAU OF INVESTIGATION Annuals and Biennials

**6224-1**     **FBI ANNUAL REPORT, 1974**  
Annual. 1974. 28 p.  
●Item 721-A. † ASI/MF  
J1.14/1:974.

Annual report describing FY74 activities of the FBI, with numerous text statistics and charts usually showing trends for FY70-74.

Contents: 6 chapters reviewing:

- a. Criminal investigations, with 2 charts and one table showing numbers of convictions, sentence lengths, amount of fines imposed, savings, recoveries, and numbers of fugitives located, by FBI activity classifications. (p. 2-10)
- b. Accounting and fraud matters, with one chart on number of convictions; and internal security activities and investigations. (p. 11-17)
- c. Cooperative services, with 5 charts on laboratory examinations, police training, FBI National Academy, and the types of records stored in the National Crime Information Center computer. (p. 18-23)
- d. Applicant and employee investigations. (p. 24-25)
- e. Personnel and administration with 1 chart on the length of service of FBI personnel. (p. 26-28)

### 6244 BUREAU OF PRISONS Annuals and Biennials

**6244-2**     **BUREAU OF PRISONS  
ANNUAL REPORT, 1973**  
Annual. 1974. 27 p. †  
ASI/MF J16.1:973.

Annual report of the Federal Bureau of Prisons. Provides a narrative account of personnel and training activities, educational and vocational programs, health services, community programs, legal services, facilities development, research and evaluation, and regionalization. Includes 2 charts showing trends in admissions and releases and distribution of inmates by offense category; and map of Federal Correctional System.

### 6264 IMMIGRATION AND NATURALIZATION SERVICE Annuals and Biennials

**6264-1**     **IMMIGRANTS ADMITTED  
AS PROFESSIONAL,  
TECHNICAL AND KINDRED  
WORKERS, FY74**  
Annual. 27 p. var. paging. †  
ASI/MF

Annual tabulation of immigrants admitted as professional, technical and kindred workers, by country or region of last permanent residence and occupation for FY74.

Report consists of 1 table breaking down occupations by each country, with countries grouped under Europe, Asia, Africa, Oceania, North America, South America, West Indies, and Central America. Occupations are broken down into 85 detailed categories.

For description of FY73 report, see ASI 1974 Supplement 10 under this number.

### 6286 DRUG ENFORCEMENT ADMINISTRATION Publications in Series

**6286-2**     **DRUG ABUSE WARNING  
NETWORK (DAWN)  
REPORTS**  
† For individual bibliographic  
data, see below. ASI/MF

Series of reports on the prevalence of drug abuse and characteristics of drug users, as reported by hospital in-patient units, emergency rooms, medical examiners or coroners, and crisis intervention centers. Reporting units, in selected SMSA's and other cities throughout the U.S., comprise the DEA-supported Drug Abuse Warning Network (DAWN).

DAWN program is contracted on a year-to-year basis. To date, DEA has issued 2 reports analyzing data collected Sept. 1972-Apr. 1973 and May 1973-Mar. 1974; it has also issued a summary report on the 1973-74 program. Individual reports are described below. A third year analysis covering Apr. 1974-Mar. 1975 has been planned.

#### REPORTS:

**6286-2.1: Project DAWN**  
[1974. 23 p.]

Summary of purposes, data collection procedures, analysis techniques, and findings of 1973-74 DAWN 2 program. Includes 10 tables

showing reporting facilities, by type and SMSA, and episodes reported, by drug name and facility type.

#### **6286-2.2: DAWN 1 Analysis**

[Nov. 1973. x+137 p. RTP TR 10. J24.14:10.  
●Item 968-D. MC 07645(74).]

Report on DAWN first year program. Report is described in ASI 1974 Supplement 6, 6286-1.10.

#### **6286-2.3: DAWN 2 Analysis**

[1974. xviii+292 p. RTP TR 10.]

Second report on DAWN program, covering May 1973-Mar. 1974 and utilizing modified and expanded data collection procedures.

Data were collected and analyzed separately for the following groups:

- a. Facilities in 29 SMSA's (24 from first year program).
- b. All emergency rooms in 20 SMSA's, 40 in 3 additional large SMSA's, and all medical examiners in the 23 SMSA's.
- c. Approximately 200 medical examiners and 200 emergency rooms randomly selected from cities outside the 23 SMSA's.

Contents: introduction on DAWN facilities, collection procedures with facsimiles of report forms, and analysis techniques (p. i-xviii; 1-6); and detailed analysis with numerous charts and tables and narrative commentary as follows:

- a. Motivation for abuse (psychic effects, dependence, suicide, etc.), by age, race, and sex for 8 drugs. (p. 7-43)
- b. Demographic distribution (age, race, and sex) of reported drug users for 17 drugs. (p. 44-94)
- c. Combination use of drugs reported, and use of heroin alone, nationwide and selected SMSA's. (p. 95-100)
- d. Patterns of drug abuse in selected SMSA's: Boston, Houston, and Phoenix. Data show reported drug use by age, race, and sex of users, by month, for 25 drugs; includes comparisons to national figures. (p. 101-149)
- e. Nationwide drug abuse: rates per 100,000, by month for major drugs, calculated from reports of emergency rooms and medical examiners in 23 SMSA's and outside SMSA's. (p. 150-164)
- f. New product appearance report: drugs reported from DAWN for first time in significant quantities. (p. 165-176)
- g. Nationwide and SMSA totals for 40 drugs. (p. 177-229)
- h. Major drug classes: sources; causes of death; dose forms; and age, race, and sex of reported users. (p. 230-281)
- i. Summary. (p. 282-292)

---

## Department of Labor

---

---

### 6402 MANPOWER ADMINISTRATION Current Periodicals

---

**6402-4 UNEMPLOYMENT  
INSURANCE CLAIMS**  
Weekly. Approx. 10 p.  
●Item 761-B. † ASI/MF  
L1.62:(v.nos.&nos.)  
2708(74).

Weekly report on unemployment insurance claims, based on data provided by State agencies.

Contents:

- a. Narrative discussion, with comparisons to previous week and previous year, on initial claims and insured unemployment for Federal and State programs, and benefit exhaustions for State programs.
- b. 2 charts and 4 tables; a 5th table is added the first week of each month. Tables are listed below.

This abstract replaces that in ASI 1974 Annual under this number and reflects change in table presentation.

#### TABLES:

##### WEEKLY

[1] Comparative summary of current activities [data is listed for past 9 weeks and for comparable 9 weeks of previous year].

[2] Initial claims filed during week ended and insured unemployment for previous week [including change from previous week and year-earlier; listed by State, D.C., and Puerto Rico].

[3] Extended benefit claims for week ended [including change from previous week; listed by State, D.C., and Puerto Rico].

[4] Unemployment insurance program [all programs State programs, insured unemployment, and as percent of covered employment; initial claims and exhaustions; and benefits paid; monthly for year to date].

##### MONTHLY

[5] Total insured unemployment in 150 major areas for week including the 12th of the month [for past 2 months and 1 month a year ago].

---

### 6404 MANPOWER ADMINISTRATION Annuals and Biennials

---

**6404-6 INDEX TO PUBLICATIONS  
OF THE MANPOWER  
ADMINISTRATION: Jan.  
1969 Through June 1974**  
Annual. 1974. v+43 p.  
●Item 744-A. † ASI/MF  
L1.34:M31/4/969-74.

Annual cumulative index listing about 950 publications, reports, and articles issued by the Manpower Administration from Jan. 1969 through June 1974 under 57 subject headings. Includes some availability and cost information and a separate list of periodical titles.

A supplement to the annual index will be issued to cover the period July-Dec. 1974.

## 6464 LABOR-MANAGEMENT SERVICES ADMINISTRATION Annuals and Biennials

**6464-2 COMPLIANCE, ENFORCEMENT AND REPORTING IN 1973, Under the Labor-Management Reporting and Disclosure Act** Annual. 1974. iii+106 p.  
●Item 762-D-3. GPO \$1.75.  
ASI/MF S/N 2900-00211.  
L1.51:973.

Annual report reviewing activities during FY73 under the Labor-Management Reporting and Disclosure Act (LMRDA), which requires reporting and public disclosure of financial and administrative practices of labor unions. Data are derived from information reports and copies of constitutions and bylaws of unions submitted by the unions to LMSA.

### Contents:

- a. Introduction. (p. 1)
- b. Analysis of compliance and enforcement, reports and disclosure, Section 18 of Executive Order 11491, technical assistance, and private actions, with 8 supplementary tables, listed below. (p. 2-38)
- c. Appendices, listing civil and criminal actions under LMRDA, and private litigation. (p. 39-103)

### TABLES:

1. LMRDA civil suits filed by or against the Secretary of Labor, by fiscal year and type [FY60-73]. (p. 2)
2. LMSA union election activity, FY73. (p. 3)
3. LMRDA criminal actions, by fiscal year [1960-73]. (p. 12)
4. LMRDA reports received, by fiscal year and type [FY60-73]. (p. 18)
5. Fidelity experience totals of surety companies reporting to the Dept of Labor for 1966-72. (p. 19)
6. Losses reported by surety companies under LMRDA and WPPDA (Welfare and Pension Plans Disclosure Act), 1966-72. (p. 21)
7. Reports received from Federal labor organizations, by fiscal year and type [FY71-73]. (p. 24)
8. Executive Order 11491, Section 18, investigations: cases opened, closed, and pending, FY73. (p. 25)

## 6722 BUREAU OF LABOR STATISTICS: GENERAL

### Current Periodicals

**6722-1 MONTHLY LABOR REVIEW**  
★ Monthly. Approx. 120 p.  
●Item 770.  
GPO or BLS regional offices:  
\$16.25 per yr.; single copy  
\$1.40. ASI/MF  
L2.6:(v.nos.&nos.)  
2316(74). 15-26485.

Monthly journal providing information and statistics on current labor developments. For further description of contents, regularly appearing features and tables, and monthly articles, see ASI 1974 Annual and Supplements, under this number.

Substantial revisions and additions to the monthly tables were made beginning with the Oct. 1974 issue. For further description, see ASI 1974 Supplement 10 under this number.

### ARTICLES:

#### DECEMBER 1974

#### 6722-1.374: Measuring Union-Nonunion Earnings Differences

By Paul M. Ryscavage (p. 3-9). Analysis of union and nonunion usual hourly earnings differences by occupation, region, education, age, race, and sex, from May 1973 Current Population Survey. Includes 5 tables.

#### 6722-1.375: New Measures of Wage Rate Change

By Victor J. Sheifer (p. 10-15). Report on new BLS wage rate series, covering particularly rate adjustments from escalator clauses and effective negotiated settlement changes on a quarterly or annual basis. Includes 3 tables and brief technical explanation of BLS data processing system.

#### 6722-1.376: 1972-73 Consumer Expenditure Survey

By Michael D. Carlson (p. 16-23). Report on the design, collection method, and purposes of the 1972-73 Consumer Expenditure Survey, including its use for revised weights and pricing samples in the Consumer Price Index of 1977. Includes 2 sample questionnaire pages.

#### 6722-1.377: Bargaining in 1975: Oil, Maritime, Postal Talks Top Light Agenda

By Lena W. Bolton (p. 24-33). Report on expected bargaining issues in 4 industries scheduled for contract negotiations in 1975; petroleum refining, maritime, West Coast longshoring, and the Postal Service. Includes 3 tables on 1975 bargaining activities and present industry wage adjustment provisions.

#### 6722-1.378: Has the Potential Output of the U.S. Economy Been Misstated?

By Edward F. Denison (p. 34-42). Analysis of the implications of alternative estimates of actual and potential national income and GNP 1947-69, comparing Council of Economic Advisers estimates to those of the author. Includes 2 charts and 2 tables.

#### 6722-1.379: Anatomy of Price Change: Prices in the Third Quarter of 1974

By Toshiko Nakayama and Paul Monson (p. 43-46). Analysis of 3d quarter price increases reflected in consumer and wholesale price indexes and other measures. Includes discussion of higher labor, materials, and other costs. 3 tables.

#### 6722-1.380: Work Experience of the Population, 1973

By Anne M. Young (p. 49-53). Report on Mar. 1974 annual survey of employment and unemployment of the civilian population during 1973. Includes 4 tables on population work experience by age, sex, and race, 1971-73.

Detailed survey results will be published as a Special Labor Forces Report. For description of Mar. 1973 survey, see ASI 1974 Supplement 5, 6746-1.162.

#### 6722-1.381: Job Tenure of Workers, Jan. 1973

By Howard Hayghe (p. 53-56). Report on a Jan. 1973 survey of job tenure by age, sex, educational attainment, race, industry, and length of employment in the past decade. Includes 6 tables.

Report updates the most recent job tenure survey made in 1968. Will be published as a Special Labor Forces Report.

**6724**  
**BUREAU OF LABOR**  
**STATISTICS:**  
**GENERAL**  
**Annuals and Biennials**

**6724-3**     **DIRECTORY OF NATIONAL UNIONS AND EMPLOYEE ASSOCIATIONS, 1973**  
 Biennial. 1974. vi+156 p.  
 •Item 768.  
 GPO, price not given.  
 ASI/MF

Biennial directory and factbook on structure and membership of national and international labor unions and professional and State employee assns. Data are based on a 1973 BLS mail survey of all AFL-CIO affiliates, unaffiliated unions which are interstate in scope, and professional and State employee assns engaged in collective bargaining or representational activities. 212 organizations are included.

Contents are divided into following main sections:

Part I. Structure of labor movement of U.S., concentrating on AFL-CIO; includes 1 chart. (p. 1-5)

Part II. List of unions and assns covered, giving addresses, names of major officers, number of members, and locals of each union. (p. 6-59)

Part III. Summary of significant labor movement developments, 1971-73; includes 1 table on reported reasons for changes of union presidents. (p. 60-65)

Part IV and V. Review of findings of survey of unions and assns, covering membership by occupation, industry, and State; women members, union size, affiliations, and activities; with 28 tables and 2 charts in text. (p. 66-97)

App. A-B. Supplementary information showing changes in listings since the 1971 directory; facsimilies of survey questionnaires. (p. 98-107)

App. C-K. 9 detailed tables, listed below, based on survey responses. (p. 108-131)

App. L-M. Lists of U.S. unions affiliated with international trade secretariats; and abbreviations. (p. 132-139)

Indexes of unions and officers. (p. 140-156)

The last previous edition of the *Directory* was published in 1971. Supplementary listings of changes in unions and personnel are issued at irregular intervals in order to keep the *Directory* up to date.

**DETAILED TABLES:**

[Data are for 1972, unless otherwise noted.]

**MEMBERSHIP CHARACTERISTICS**

C-1. Members and local unions outside the U.S. included in membership reports submitted by national unions and employee assns. (p. 108)

D-1. National unions and employee assns reporting 100,000 members or more, selected years, 1960-72. (p. 111)

E-1. Approximate number of women members reported by national unions and employee assns. (p. 113)

F-1. Number of women officers, officials, or governing body members in unions, employee assns, and AFL-CIO State organizations. (p. 115)

G-1. Approximate number of white collar members by occupation reported by national unions. (p. 120)

H-1. Employee assn members by occupation. (p. 124)

I-1. Major unions and employee assns, proportion of members in industry groups. (p. 125)

**ELECTION METHODS**

J-1. Methods of electing national union and employee assn officers. (p. 128)

**STRIKE BENEFITS**

K-1. Strike benefit plan characteristics, as reported by national unions. (p. 130)

**6742**  
**BUREAU OF LABOR**  
**STATISTICS:**  
**MANPOWER AND**  
**EMPLOYMENT**  
**Current Periodicals**

**6742-2**     **EMPLOYMENT AND EARNINGS**  
 Monthly. Approx. 140 p.  
 •Item 768-B.  
 GPO or BLS Regional Offices:  
 \$37.20 per yr.; single copy  
 \$3.10 ASI/MF  
 L2.41/2:(v.nos.&nos.)  
 1905(74).     L56-102.

Monthly report presenting current statistics on U.S. employment status, unemployment, hours and earnings, labor turnover and unemployment insurance. For further description of format and tables, see ASI 1974 Annual under this number.

Job vacancies, previously included as tables E.1-E.5, appeared for the last time in the Mar. 1974 issue.

The Oct. 1974 issue begins quarterly coverage of employment status for persons of Spanish origin (table A.56), and for metropolitan and non-metropolitan poverty and nonpoverty areas (tables A.59-A.61) by sex, age, and race.

The Dec. 1974 issue includes a new monthly table, diffusion indexes of change in employment on nonagricultural payrolls (table B-7); establishment data adjusted to Mar. 1973 benchmarks and shown by month, 1968-Aug. 1974, including seasonal adjustment factors (p. 132-153); and detailed hours and earnings data for selected industries, previously withheld because of processing errors (p. 154-159).

**6742-4**     **STATE AND LOCAL GOVERNMENT EMPLOYMENT AND PAYROLLS**  
 Monthly. Approx 1 p. †  
 ASI/MF L2.41/4:(date).  
 2610(74).

Monthly release presenting estimates of State and local government employment and payrolls for the 2 months ending 1 month prior to cover date. Data are prepared by BLS from monthly reports submitted by a sample of government units.

Contents: 1 table showing total State and local government employment and payrolls. Break-downs are by State government, State education, other State; local government, local education, and other local.

BLS revises these estimates periodically on the basis of later surveys and censuses of State and local governments. The Dec. 1974 issue contains data for June 1971-Aug. 1974 adjusted to reflect Oct. 1973 benchmarks for employment and Oct. 1972 benchmarks for payrolls.

Current employment estimates are published monthly in *Employment and Earnings* (see ASI 1974 Annual, 6742-2). Payroll series are presented monthly only in this release.

## 6746 BUREAU OF LABOR STATISTICS: MANPOWER AND EMPLOYMENT

### Publications in Series

#### 6746-1 SPECIAL LABOR FORCE ★ REPORTS

† For individual bibliographic data, see below.  
Spec. Labor Force Rpt. (nos.)  
ASI/MF L2.98:(nos.)

Continuing series of selected articles on results of special surveys and analytical work in the labor force field, reprinted from the *Monthly Labor Review* (MLR) with explanatory notes and supplementary tables added. Date given is that of MLR issue in which the article first appeared.

For further description of series and reports, see ASI 1974 Annual and Supplements, under this number.

#### 6746-1.168: Employment of High School Graduates and Dropouts, Oct. 1973

[Rpt. 168. Sept. 1974. 48-52+A20 p.]

By Kopp Michelotti. Report on employment status and college enrollment of 1973 high school graduates and dropouts, by sex, race, major occupation, and industry group. Includes 3 text tables, and 14 detailed tables providing additional breakdowns by hours worked, college level attained, reasons for and duration of unemployment, annual income of families, and employment status by educational attainment. Based on Oct. 1973 Current Population Survey data.

Updates Special Labor Force Report 155 (see ASI 1974 Annual, 6746-1.155).

#### 6746-4 OCCUPATIONAL ★ EMPLOYMENT: Industry Characteristics Surveys

Item 768-G.  
† For individual bibliographic data, see below. ASI/MF  
L2.71:430/(nos.)

Series of reports on employment in manufacturing by occupation, covering more than 100 SIC 3- and 4-digit level industries surveyed in 1971.

Data are derived from employer surveys by the BLS Current Employment Statistics Program and cooperating State agencies, collected as part of the Federal-State cooperative program funded by the Manpower Administration. Data are intended to assist in measuring employment trends and changes in industry occupational composition; planning manpower requirements and training; aiding the work of the public employment service; and industry management and research needs.

General format of the reports: narrative summary of industry characteristics; estimated industry employment of the 10 occupations with the largest number of workers; 2 summary tables, listed below; and an explanation of survey methods and sampling error.

Recently issued individual industry reports are listed below; for listing of earlier reports, see ASI 1974 Supplements 6-11 under this number.

#### TABLES:

1. Total employment and production worker employment, 1960-72.
2. Estimated employment, relative standard error, and percent of establishments reporting selected occupations [by occupation], month of survey, 1971.

#### REPORTS:

#### 6746-4.1: Industrial Chemicals Industry, June 1971

[BLS Rpt. 430-1. Mar. 1974. 10 p.]

#### 6746-4.3: Special Industry Machinery, Ex- cept Metalworking Machinery, June 1971

[BLS Rpt. 430-3. Apr. 1974. 9 p.]

#### 6746-4.6: Railroad Equipment Industry, June 1971

[BLS Rpt. 430-6. Apr. 1974. 10 p.]

#### 6746-4.11: General Industrial Machinery Industry, June 1971

[BLS Rpt. 430-11. Nov. 1974. 10 p.]

#### 6746-4.14: Sugar Industry, June 1971

[BLS Rpt. 430-14. Nov. 1974. 9 p.]

#### 6746-4.15: Farm Machinery and Equip- ment Industry, June 1971

[BLS Rpt. 430-15. Nov. 1974. 10 p.]

#### 6746-4.27: Electric Lighting and Wiring Equipment Industry, June 1971

[BLS Rpt. 430-27. Oct. 1974. 10 p.]

#### 6746-4.29: Petroleum Refining Industry, May 1971

[BLS Rpt. 430-29. Nov. 1974. 10 p.]

#### 6746-4.30: Service Industry Machines In- dustry, June 1971

[BLS Rpt. 430-30. Oct. 1974. 10 p.]

#### 6746-4.31: Electrical Industrial Apparatus Industry, June 1971

[BLS Rpt. 430-31. Nov. 1974. 11 p.]

#### 6746-4.39: Concrete, Gypsum, and Plaster Products Industry, Apr. 1971

[BLS Rpt. 430-39. Sept. 1974. 10 p.]

#### 6746-4.47: Iron and Steel Foundries Indus- try, Apr. 1971

[BLS Rpt. 430-47. Nov. 1974. 10 p.]

#### 6746-4.49: Paperboard Containers and Boxes Industry, Apr. 1971

[BLS Rpt. 430-49. Nov. 1974. 10 p.]

#### 6746-4.51: Aircraft and Parts Industry, June 1971

[BLS Rpt. 430-51. Nov. 1974. 11 p.]

#### 6746-4.58: Partitions and Fixtures Indus- try, June 1971

[BLS Rpt. 430-58. Nov. 1974. 10 p.]

#### 6746-4.61: Agricultural Chemicals Indus- try, Apr. 1971

[BLS Rpt. 430-61. Nov. 1974. 10 p.]

#### 6746-4.66: Office Furniture Industry, June 1971

[BLS Rpt. 430-66. Oct. 1974. 10 p.]

#### 6746-4.70: Miscellaneous Fabricated Tex- tile Products Industry, May 1971

[BLS Rpt. 430-70. Nov. 1974. 9 p.]

#### 6746-4.71: Pressed or Blown Glass and Glassware Industry, May 1971

[BLS Rpt. 430-71. Sept. 1974. 10 p.]

#### 6746-4.73: Gloves and Mittens, Industrial Belting, and Other Selected Leather Goods Industry, June 1971

[BLS Rpt. 430-73. Nov. 1974. 9 p.]

#### 6746-4.76: Coating, Engraving, and Allied Services Industry, June 1971

[BLS Rpt. 430-76. Sept. 1974. 10 p.]

#### 6746-4.77: Fabricated Structural Metal Products Industry, June 1971

[BLS Rpt. 430-77. Nov. 1974. 10 p.]

#### 6746-4.78: Nonferrous Smelting and Refin- ing Industries, Apr. 1971

[BLS Rpt. 430-78. Nov. 1974. 11 p.]

#### 6746-4.79: Leather Tanning and Finishing Industry

[BLS Rpt. 430-79. Dec. 1974. 10 p.]

#### 6746-4.81: Petroleum and Coal Products, Except Petroleum Refining Industry, May 1971

[BLS Rpt. 430-81. Nov. 1974. 9 p.]

#### 6746-4.86: Pens, Pencils, Office and Art Supplies Industry, June 1971

[BLS Rpt. 430-86. Nov. 1974. 10 p.]

#### 6746-4.87: Bakery Products Industry, May 1971

[BLS Rpt. 430-87. Oct. 1974. 9 p.]

#### 6746-4.88: Watches, Clocks, and Watch- cases Industry, June 1971

[BLS Rpt. 430-88. Nov. 1974. 9 p.]

#### 6746-4.90: Mechanical Measuring and Control Devices Industry, June 1971

[BLS Rpt. 430-90. Nov. 1974. 10 p.]

#### 6746-4.91: Beverage Industries, May 1971

[BLS Rpt. 430-91. Nov. 1974. 10 p.]

#### 6746-4.93: Toys and Sporting Goods Indus- try, June 1971

[BLS Rpt. 430-93. Nov. 1974. 10 p.]

#### 6746-4.94: Communication Equipment In- dustry, June 1971

[BLS Rpt. 430-94. Nov. 1974. 10 p.]

#### 6746-4.96: Canning and Preserving Indus- try, June 1971

[BLS Rpt. 430-96. Nov. 1974. 10 p.]

#### 6746-4.98: Knitting Mills Industry, Apr. 1971

[BLS Rpt. 430-98. Oct. 1974. 11 p.]

**6746-4.99: Floor Covering Mills Industry, Apr. 1971**

[BLS Rpt. 430-99. Nov. 1974. 10 p.]

**6746-4.100: Miscellaneous Textile Goods Industry, Apr. 1971**

[BLS Rpt. 430-100. Nov. 1974. 11 p.]

**6746-4.101: Yarn and Thread Mills Industry, Apr. 1971**

[BLS Rpt. 430-101. Nov. 1974. 10 p.]

**6746-4.102: Weaving Mills (Cotton) Industry, Apr. 1971**

[BLS Rpt. 430-102. Nov. 1974. 11 p.]

**6746-4.103: Weaving and Finishing Mills (Wool) Industry, June 1971**

[BLS Rpt. 430-103. Nov. 1974. 10 p.]

**6746-4.105: Musical Instruments and Miscellaneous Manufactures Industries, June 1971**

[BLS Rpt. 430-105. Nov. 1974. 10 p.]

**6746-4.106: Weaving Mills (Synthetics and Silk) Industry, Apr. 1971**

[BLS Rpt. 430-106. Nov. 1974. 11 p.]

**6746-4.107: Ophthalmic Goods Industry, June 1971**

[BLS Rpt. 430-107. Nov. 1974. 9 p.]

**6746-4.108: Narrow Fabric Mills Industry, Apr. 1971**

[BLS Rpt. 430-108. Nov. 1974. 10 p.]

**6746-4.109: Textile Finishing, Except Wool Industry, Apr. 1971**

[BLS Rpt. 430-109. Nov. 1974. 10 p.]

**6746-4.110: Costume Jewelry and Notions Industry, June 1971**

[BLS Rpt. 430-110. Nov. 1974. 10 p.]

**6746-4.111: Dairy Products Industry, May 1971**

[BLS Rpt. 430-111. Nov. 1974. 10 p.]

**6746-4.112: Cutlery, Hand Tools, and Hardware Industry, June 1971**

[BLS Rpt. 430-112. Nov. 1974. 10 p.]

**6746-4.113: Nonrubber Footwear Industry, May 1971**

[BLS Rpt. 430-113. Nov. 1974. 10 p.]

## 6748 BUREAU OF LABOR STATISTICS: MANPOWER AND EMPLOYMENT

### Special and Irregular Publications

**6748-24 COMPUTER MANPOWER OUTLOOK**

★  
1974. iv+60 p.  
BLS Bull. 1826. ●Item 768.  
GPO or BLS regional offices  
\$1.20. ASI/MF L2.3:1826.

Survey of employment, education, and training characteristics of major computer occupations, with projections to 1980 on manpower and training requirements. Findings are based on field visits in 1971 to selected computer user sites, published reports, and interviews with government and industry experts.

## Contents:

- a. Introduction and highlights; includes 1 chart. (p. 1-5)
- b. Employment and training in computer occupations, 1970-71; presents data on distribution of computers and employment in computer occupations, by industry and State; educational levels of persons in computer occupations; and computer related degrees conferred, 1970-71; with 1 chart and 7 text tables. (p. 6-14)
- c. Technological factors affecting projected manpower requirements; includes 1 table on current and planned major hardware at sites surveyed. (p. 15-21)
- d. Projected manpower requirements by major industry division; with 3 tables. (p. 22-28)
- e. 7 appendices including details on survey methodology, list of census titles for computer occupations, glossary of computer terms, and 2 detailed tables, listed below. (p. 29-60)

**TABLES:**

- C-1. Employment in selected computer occupations by detailed industry, 1970 and 1980. (p. 34-42)  
[2] Employment distribution of computer occupations by State, 1970. (p. 43)

### 6748-26 OCCUPATIONAL AND MANPOWER TRAINING NEEDS: Information for Vocational Counseling and Planning for Occupational Training

★  
1974. vi+109 p.  
BLS Bull. 1824. ●Item 768.  
GPO or BLS regional offices  
\$1.80. ASI/MF L2.3:1824.

Report presenting projections to 1985 of manpower requirements and supply, together with suggested ways of using manpower information to plan education, training, and vocational guidance.

## Contents:

- a. Uses of occupational projections and training data for planning and counseling, with 1 illustrative table comparing U.S. and Georgia average job outlooks for selected occupations 1973-80. (p. 1-6)
- b. Future occupational requirements in selected fields and factors affecting growth, with 2 charts and 4 tables. (p. 7-14)
- c. Available training for occupations, including school and Federal manpower programs, and numbers of persons in training to June 30, 1973, with 4 tables. (p. 15-24)
- d. Outlook for college graduates, projected supply and requirements, with 3 tables; summaries for each of 240 occupations showing: job requirements; 1972 employment; openings projected through 1985; and, where available, 1970-71 data on persons completing training. (p. 25-76)
- e. Appendices including a discussion of methodology and assumptions used in the requirements projections, and 7 detailed tables, listed below. (p. 77-109)

Report updates a similar 1971 publication (see ASI 1974 Annual, 6744-3).

Other BLS publications dealing with 1985 projections of occupational manpower requirements include *Occupational Outlook Handbook*, Bull. 1785 (see ASI 1974 Supplement 4, 6744-1); and *The U.S. Economy in 1985*, Bull. 1809 (see Supplement 7, 6728-4). A third publication, *The Structure of the U.S. Economy in 1980 and 1985*, Bull. 1831, is in process.

**TABLES:**

- B-1. Estimated 1972 employment, projected 1985 requirements, and average annual openings, 1972-85 by occupation. (p. 79)  
C-1. Known training in occupations which generally require less than a college degree and for which projections of manpower requirements have been prepared. [By occupation, for jr. college graduates, MDTA enrollments, vocational education completions, and apprenticeship completions; 1970-72 data]. (p. 88)  
C-2. Degrees from institutions of higher education by field of study and level, U.S., 1970-71. (p. 95)  
C-3. First professional degrees conferred by institutions of higher education, 1970-71. (p. 101)  
C-4. Apprentice completions in selected trades, 1960-72. (p. 102)  
C-5. Associate degrees and other formal awards below the baccalaureate [by curriculum], 1967-68 to 1970-71. (p. 103)  
C-6. Enlisted strength in DOD occupational groups, Dec. 31, 1972. (p. 105)

**6784**  
**BUREAU OF LABOR**  
**STATISTICS:**  
**WAGES AND INDUSTRIAL**  
**RELATIONS**  
**Annals and Biennials**

- 8. Relative salary levels. (p. 30)
- 9. Average standard weekly hours. (p. 31)

**6784-2 NATIONAL SURVEY OF PROFESSIONAL, ADMINISTRATIVE, TECHNICAL, AND CLERICAL PAY, Mar. 1974.**  
 Annual. 1974. v+69 p.  
 BLS Bull. 1837. ●Item 768.  
 GPO or BLS regional offices  
 \$1.40. ASI/MF L2.3:1837.

Annual report of salary survey of selected professional, administrative, technical, and clerical occupations in private industry. Based on data from nationwide sampling, reflecting an average reference period of Mar. 1974, in a broad spectrum of industries throughout the U.S., except Alaska and Hawaii. Report covers 20 occupations and 84 work levels, 1-8 in each occupation.

**Contents:**

- a. Summary with 3 tables, listed below, and 4 charts. (p. 1-12)
- b. 9 tables, listed below. (p. 13-31)
- c. Appendices, including survey scope; 1974 survey changes; occupational definitions; and 1 table comparing average annual salaries in private industry, Mar. 1974, with corresponding Federal salary rates. (p. 32-69)

Publication is 15th in annual series. With 1972 edition, reference period was changed from June to Mar.

**TABLES:**

**SUMMARY TABLES**

- 1. Percent increases in average salaries, 1961-74, by occupation and group. (p. 2)
- 2. Percent increases in average salaries, 1961-74, by work level category. (p. 3)
- 3. Distribution of work levels by degree of salary dispersion [14 occupational categories]. (p. 10)

**AVERAGE SALARIES:**

[Tables show monthly and annual mean, median, and 1st and 3d quartile salaries, by occupation and level.]

- 1. U.S. (p. 13)
- 2. Metropolitan areas. (p. 15)
- 3. Establishments employing 2,500 workers or more [monthly salaries only]. (p. 17)

**EMPLOYMENT DISTRIBUTION BY SALARY:**

- 4. Professional and administrative occupations [9 occupations]. (p. 19)
- 5. Technical support occupations keypunch supervisors. (p. 25)
- 6. Clerical occupations [8 occupations]. (p. 27)

**OCCUPATION BY INDUSTRY DIVISION:**

[Tables show data for 20 occupations, and 6 types of industry.]

- 7. Employment distribution. (p. 29)

**6785**  
**BUREAU OF LABOR**  
**STATISTICS:**  
**WAGES AND INDUSTRIAL**  
**RELATIONS**  
**Area Wage Surveys**

**6785-2 AREA WAGE SURVEYS**  
 Annual. 1974-75. BLS Bull. 1775- (nos.)/[Supp.(nos.)]  
 BLS Bull. 1795-(nos.)  
 ●Item 768.  
 GPO; for individual bibliographic data, see below. Supplements are issued from regional offices at no charge.  
 ASI/MF L2.3:1795-(nos.); L2.3:1775- (nos.)/[Supp.(nos.)]

Series of reports on surveys conducted by BLS covering weekly occupational earnings and related benefits in selected SMSA's. A complete survey for each area, including both earnings and establishment practices, is conducted every 3 years for a varying number of areas. 94 areas were surveyed July 1973-June 1974, and 79 areas July 1974-June 1975. Earnings data are revised annually and published as supplements to the full survey.

For further description of series and regularly appearing tables, see ASI 1974 Supplement 1, under this number. For listing of previous reports, see all previous ASI 1974 Supplements. Reports published in the 1971-72 and 1972-73 surveys are described in ASI 1974 Annual, under this number.

A similar but less detailed survey covering hourly earnings and selected benefits in additional SMSA's is also conducted. For description see ASI 1974 Supplement 1, 6785-3; and for listing of surveys in this series, see this and all previous 1974 Supplements except 4 and 10.

The following lists most recently issued reports by area, date of survey, number, date of publication, page numbers, and GPO price, where available. Reports including the section on establishment practices and supplementary wage provisions are identified by an (S).

**6785-2.21: Bull. 1775 Supplement 1, July 1973-June 1974**

[Supplement 1 to bulletins in series 1775 present earnings data collected in July 1973-June 1974 surveys of 94 areas.]

Spokane, Wash. June 1974. [Supp. 1 to 1775-95. Nov. 1974. 11 p.]

**6785-3 AREA WAGE SURVEYS, 1974-75**

Annual. † For individual bibliographic data, see below.  
 ASI/MF

Series of reports on surveys conducted by BLS covering hourly earnings and supplementary benefits for selected plant and office occupations in a varying number of SMSA's. 64 areas were surveyed July 1973-June 1974, and 105 areas July 1974-June 1975.

For further description of series and regularly appearing tables, see ASI 1974 Supplement 1 un-



6785-3

der this number. For listing of other reports in the 1973-74 series, see all previous ASI 1974 Supplements except 4 and 10. Description of reports published in 1971-72 and 1972-73 can be found in the ASI 1974 Annual under this number.

A similar but more detailed survey covering weekly earnings and benefits in additional SMSA's is also conducted (for description see ASI 1974 Supplement 1, under 6785-2; and for listing of surveys published in this series see this and all previous 1974 Supplements, 6785-2).

Listed below are the most recently issued reports.

**6785-3.8: Bibliographic Data**

[All reports are entitled "Area Wage Survey." The following lists reports by area surveyed, date of survey, and number of pages. Reports with 3 pages cover earnings only. 6-page reports also cover supplementary benefits.]

Almogordo-Las Cruces, N.Mex. July 1974. [Nov. 1974. 3 p.]

Champaign-Urbana, Ill. July 1974. [Nov. 1974. 3 p.]

Gadsden and Anniston, Ala. July 1974. [Nov. 1974. 3 p.]

Goldsboro, N.C. July 1974. [Nov. 1974. 3 p.]

Las Vegas, Nev. July 1974. [Nov. 1974. 3 p.]

New Bern-Jacksonville, N.C. Aug. 1974. [Nov. 1974. 3 p.]

Reno, Nev. Jan. 1974. [May 1974. 6 p.]

Selma, Ala. July 1974. [Nov. 1974. 3 p.]

Tacoma, Wash. Apr. 1974. [Nov. 1974. 6 p.]

Waco and Killeen-Temple, Tex. July 1974. [Oct. 1974. 3 p.]

**6785-5 OCCUPATIONAL EARNINGS AND WAGE TRENDS IN METROPOLITAN AREAS, 1973-74. Part 2**

Annual. Part 2: Nov. 1974. 10 p. † ASI/MF L2.86:973-74/pt.2.

Annual summary report on results of a series of area wage surveys conducted in 93 SMSA's in 1973-74. Report is published in 3 parts, each part covering differing periods for approximately one third of the SMSA's surveyed. A similar series of surveys is also conducted annually for 63 additional areas (see ASI 1974 Annual and Supplements, 6785-6).

Each part presents data for selected occupations common to a variety of industries within 6 major industry divisions: manufacturing, public utilities, wholesale trade, retail trade, finance, and services.

Contents: brief narrative followed by 4 tables, listed below.

Part 2, issued in Nov. 1974, covers 31 areas surveyed from Nov. 1973-Apr. 1974. Part 1, issued in May 1974 covers 31 areas surveyed from July to Dec. 1973 (see ASI 1974 Supplement 6 under this number). Data for the remaining 31 areas will be presented in a subsequent release.

Separate reports with additional detail are issued annually for each of the 93 SMSA's surveyed. For description of reports published to date, see ASI 1974 Annual and Supplements, 6785-2.

For summaries of 1972-73 surveys, see ASI 1974 Annual and Supplement 3 under this number.

**TABLES:**

1. Average earnings for selected office occupations studied in 6 broad industry divisions in 31 areas, Nov. 1973-Apr. 1974. (p. 2)
2. Average earnings for selected professional and technical occupations in 6 broad industry divisions in 31 areas, Nov. 1973-Apr. 1974. (p. 5)
3. Average earnings for selected maintenance, powerplant, custodial, and material movement occupations in 6 broad industry divisions in 31 areas, Nov. 1973-Apr. 1974. (p. 7)
4. Percent increases in average earnings for selected occupational groups in 31 areas. (p. 10)

**6785-6 OCCUPATIONAL EARNINGS IN SELECTED AREAS, 1973-74**

Annual.  
Part 1: May 1974; Part 2: June 1974; Part 3: Dec. 1974. 4 p.  
† ASI/MF

Annual summary report on results of a series of special area wage surveys conducted in 64 SMSA's surveyed in 1973-74. Report is published in 3 parts, each part covering approximately 1/3 of the SMSA's surveyed. The areas surveyed in this series are in addition to those covered in the regular series of 94 SMSA's (see ASI 1974 Supplement 6, 6785-5).

The special area surveys are similar in purpose to the regular surveys, but more limited in coverage of industrial establishments and practices and in the number of jobs surveyed. Earnings information is presented for selected office clerical and plant (maintenance, custodial, and material movement) occupations common to a variety of manufacturing and nonmanufacturing industries.

Contents: brief explanation followed by 1 table showing average straight time hourly earnings for 22 occupations studied in selected manufacturing and nonmanufacturing industry divisions.

Part 1, issued in May 1974 (ASI 1974 Supplement 7-9), covers 22 areas surveyed between July and Oct. 1973. Part 2, issued in June 1974 (ASI 1974 Supplement 7-9), covers 21 areas surveyed between Sept. 1973 and Jan. 1974. Part 3, issued in Dec. 1974, covers 21 areas surveyed between July 1973-June 1974.

Separate reports with additional statistical detail are issued annually for each of the areas surveyed. For description of these reports published in 1971 to date, see ASI 1974 Annual and Supplements, 6785-2.

**6787 BUREAU OF LABOR STATISTICS: WAGES AND INDUSTRIAL RELATIONS****Industrial Wage Surveys****6787-7 WAGE CHRONOLOGIES**

●Item 768.  
GPO and BLS regional sales offices; for individual bibliographic data, see below.  
ASI/MF L2.3:(nos.)

Continuing series of reports presenting chronological histories of wage scale and related compensation changes resulting from collective bargaining agreements between individual and/or groups of employers and unions, wage determinations, and unilateral decisions of employers. For further description of series, and previously published reports, see ASI 1974 Annual and Supplements, under this number.

Supplementary reports providing data on current wage scales and benefits are also issued under the same BLS report or bulletin number as the original report.

**6787-7.22: Pacific Longshore Workers, Aug. 1969-July 1975**

[BLS Bull. 1568, Supp. 1974. 20 p.]

Includes brief summary of contract negotiations and the following tables:

1. General wage changes [effective dates Jan. 1970-June 1974]. (p. 6)
2. Basic hourly rates for selected occupations in all ports, Dec. 1971-June 1974. (p. 8)
3. Supplementary compensation practices [12 provisions, effective dates July 1969-July 1974]. (p. 9)

This bulletin supplements BLS Bull. 1568, described in ASI 1974 Annual under this number.

**6946 BUREAU OF LABOR STATISTICS: REGIONAL OFFICE 4, ATLANTA****Publications in Series****6946-1 SOUTHEAST REGIONAL REPORTS**

★  
† For individual bibliographic data, see below. ASI/MF

Continuing series of reports on local socioeconomic conditions, issued by the BLS Southeast Regional Office. For further description of series and reports previously published, see ASI Annual and Supplements under this number.

**6946-1.26: Municipal Government Wage Surveys: Miami, Fla., May 1973**

[Rpt. 26. Nov. 1974. v+34 p.]

Report on survey of occupational earnings, work practices, and supplementary benefits for all municipal government employees in Miami, Fla., except hospital and education employees, May 1973. Includes 1 table showing pay grades, average weekly hours, and monthly earnings for selected occupations.

---

## Department of State

---

### 7006 DEPARTMENT OF STATE: GENERAL

#### Publications in Series

---

#### 7006-2      **BACKGROUND NOTES ON ★            THE COUNTRIES OF THE               WORLD**

●Item 862-B.  
GPO: \$16.35, all current  
Background Notes; \$14.50 per  
yr. (approx. 77 updates); single  
copy \$0.25. ASI/MF  
S1.123:(CT).

Annual series, periodically updated, of foreign country background pamphlets written by officers of the State Dept's geographic bureaus. Each pamphlet presents a country's brief statistical profile and discusses its geography, the salient characteristics of its population, government structure, recent history and current political conditions, economy and foreign trade, and foreign relations.

#### Contents:

- a. Cover-page statistical profile based on the most recent official data.
- b. Country map.
- c. Narrative discussion with occasional tabular data and travel notes.
- d. List of principal government officials and U.S. Foreign Service officials.
- e. Selected reading list.

State Dept intends to update approximately 77 pamphlets a year.

Listed below are most recently issued reports. For listing of previous reports, see ASI 1974 Annual and Supplements under this number.

**7006-2.16: Bolivia, Republic of**  
[Oct. 1974. 7 p. Pub. 8032.]

**7006-2.28: China, Peoples Republic**  
[Oct. 1974. 11 p. Pub. 7751.]

**7006-2.33: Cuba**  
[Nov. 1974. 8 p. Pub. 8347.]

**7006-2.59: Haiti, Republic of**  
[Aug. 1974. 4 p. Pub. 8287.]

**7006-2.68: Ireland**  
[Oct. 1974. 5 p. Pub. 7974.]

**7006-2.93: Malta**  
[Oct. 1974. 4 p. Pub. 8220.]

**7006-2.96: Mauritius**  
[Oct. 1974. 5 p. Pub. 8023.]

**7006-2.116: Philippines, Republic of the**  
[Sept. 1974. 8 p. Pub. 7750.]

**7006-2.120: Qatar**  
[Oct. 1974. 4 p. Pub. 7906.]

**7006-2.158: Viet-Nam, Republic of**  
[Oct. 1974. 11 p. Pub. 7933.]

### 7146 BUREAU OF INTELLIGENCE AND RESEARCH

#### Publications in Series

---

#### 7146-1      **RESEARCH STUDY: Bureau ★            of Intelligence and Research**               ‡ For individual bibliographic               data, see below. ASI/MF

Continuing series of selected unclassified annual or special research studies prepared by State Dept Bureau of Intelligence and Research analysts on foreign policy related subjects, particularly in the economic and security fields.

Each study consists of an initial statement justifying the study and indicating its scope; a brief abstract; and a narrative discussion often with interspersed charts and appended tabular data.

Recently issued report is described below. For a description of previous reports, see ASI 1974 Annual and Supplements under this number.

#### **7146-1.11: Trade Patterns of the West, 1973**

[Annual. Nov. 18, 1974. 13+4 p. INR RS-36.]

Annual report analyzing trade patterns of Western countries with one another; with the Communist countries; with Australia, New Zealand, and Japan; and with the rest of the world. Shows total value and proportion of trade with each partner.

Data are derived from *OECD Trade Statistics Series A*, and from Commerce Dept publications.

Contents: narrative summary and notes (p. 1-5); and an appendix of 4 charts, and the following 8 tables, showing total value of imports and exports, and proportion of total imports and exports; by each country of origin or destination:

1-2. Trade of countries of the enlarged EC: values, percentages. (p. 6)

3-4. Trade of European NATO countries: values, percentages. (p. 8)

5-6. Trade of European OECD countries: values, percentages. (p. 10)

7-8. Trade of the U.S., Canada, Australia, New Zealand, Japan, total NATO, and total OECD: values, percentages. (p. 12)

**7204**  
**AGENCY FOR**  
**INTERNATIONAL**  
**DEVELOPMENT**  
**Annals and Biennials**

**7204-5**     **A.I.D. PROJECTS, FY72. By Country and Field of Activity**  
 Annual. xii+68 p. †  
 ASI/MF

Annual report on individual AID capital and technical assistance projects funded in FY72, tabulated by region and country, and field of activity.

Contents: 12 tables, listed below.

For description of all principal economic assistance activities of AID, see ASI 1974 Annual, 7204-3.

**TABLES:**

[All data are for FY72. Tables 2-10 present project data by field of activity.]

**SUMMARIES**

[1] Summary by region, country, and appropriation category. (p. iii-v)

[2] Summary of selected projects by field of activity and appropriation category. (p. vi-xii)

**REGIONAL LISTS OF DOLLAR-FINANCED PROJECTS**

[3] Near East and South Asia [by individual countries, Central Treaty Organization, and regional summary]. (p. 10)

[4] Latin America [by individual countries, and regional summaries]. (p. 11-33)

[5-6] East Asia and Vietnam. (p. 34-42)

[7] Africa [by individual countries, and regional summaries]. (p. 43-63)

[8] Europe [Yugoslavia by project]. (p. 64)

[9] Non-regional [by project]. (p. 65)

**SPECIAL PROGRAMS**

[10] American schools and hospitals abroad, totals [by institution]. (p. 66)

[11] Malaria eradication, totals [by country]. (p. 67)

**SECTOR LOANS**

[12] Total sector loans [by country and sector]. (p. 68)

**7206**  
**AGENCY FOR**  
**INTERNATIONAL**  
**DEVELOPMENT**  
**Publications**  
**in Series**

**7206-1**     **ECONOMIC GROWTH TRENDS**  
 † For individual bibliographic data, see below. ASI/MF

Series of 4 regional summary reports presenting selected economic and social statistics on developing countries in Africa, East Asia, Latin America, the Near East and South Asia.

Contents of each regional report consist of selected economic trend charts; and tables, showing data for 1955-73 or 1960-73, by region and country, covering:

- a. Summary of basic economic and population data.
- b. GNP characteristics and production indexes.
- c. Electric power production.
- d. Consumer price indexes, 1960-74 (not including Africa).
- e. Foreign trade and investment, including trade with U.S.
- f. Student enrollment and teacher staff.

Latest reports are listed below; for previously issued 1974 reports, see ASI 1974 Supplement 10 under this number. (For listing of full 1973 series, see ASI 1974 Annual under this number). More detailed country data are included in the AID *Economic Data Books* (see ASI 1974 Annual, 7206-2).

**7206-1.1: Africa**

[Oct. 1974. 52 p. S18.37:Af8/960-74.]

**7206-1.3: Latin America**

[Sept. 1974. 39 p. S18.37:L34/960-74.]

## Department of Transportation

### 7304 DEPARTMENT OF TRANSPORTATION: GENERAL Annuals and Biennials

**7304-1 SEVENTH ANNUAL REPORT.  
DOT, FY74**  
Annual. 1974. xix + 188 p.  
●Item 982-C. GPO \$2.10.  
ASI/MF S/N 5000-00087.  
TD1.1:973.

Seventh annual report of the Dept of Transportation presenting data on the administrative, funding, and accident reporting activities of the separate DOT agencies during FY73.

Contents:

- a. Narrative highlights. (p. xvii-xix)
- b. Narrative discussion covering legislation, safety programs, transportation security, environmental issues, energy problems, formulation of national transportation policy, R&D, domestic and international program developments, emergency preparedness, and administration. (p. 1-143)
- c. 32 statistical tables, listed below. (p. 144-185)

#### TABLES:

#### 7304-1.1: Aircraft

##### AIRCRAFT ACCIDENTS

[Tables show total and fatal accidents; passenger, crew, and other fatalities; measures of traffic volume; and accident and fatality rates; data are shown annually 1962-72.]

1. U.S. certificated route air carrier accidents and fatalities, scheduled domestic and international passenger service. (p. 144)
2. U.S. supplemental air carrier accidents and fatalities, all operations. (p. 145)
3. U.S. general aviation accidents and fatalities. (p. 146)

##### AIRCRAFT MODELS AND AIRMAN CERTIFICATES

4. Aircraft models certificated in FY73. (p. 147)
5. Active airman certificates held [pilot and non-pilot, by type]; Dec. 31, 1963-72. (p. 149)

#### 7304-1.2: Railroads

##### ACCIDENTS AND CASUALTIES

6. Railroad accidents [by type] and resulting casualties [and injuries, by type of person]; 1970-72. (p. 150)
7. Serious accidents [by type] investigated under the Accident Reports Act (45 U.S.C. 38-43), FY69-73. (p. 150)

8. Railroad-motor vehicle accidents [and casualties]: 1970-72. (p. 151)

9. Accidents and casualties caused by failure of locomotives: FY68-73. (p. 152)

10. Accidents and casualties caused by failure of locomotives, [analysis of part or apurtenance which caused failure]: FY73. (p. 153)

##### INSPECTIONS

[Data show number of inspections and defects.]

11. Reports and inspections of locomotives: FY69-73. (p. 153)

12. Freight cars, passenger cars, and locomotives inspected: 1964-73. (p. 154)

13. Inspections of safety appliances [on freight cars, passenger cars, and locomotives]: FY69-73. (p. 155)

##### EXCESS SERVICE

14. Instances of excess service performed by railroad employees [by type] covered by the Hours of Service Act [for individual railroads]: FY73. (p. 156)

15-16. Causes of excess service, FY69-73. (p. 158-159)

17. Applications concerning block signals, and rules, standards, and instructions; and inspections of block signals: FY73. (p. 160)

18. Causes of false proceed failures reported by carriers [by individual railroad]: FY73. (p. 161)

#### 7304-1.3: Aircraft Hijacking Attempts

19. U.S. hijacking attempts, FY73. (p. 163)

20. Worldwide hijacking attempts, 1930-73. (p. 164)

#### 7304-1.4: Relocation Expenditures and Residential Displacements

[All data are shown by State.]

21. Summary of relocation expenditures [number, amount, and average amount of claims, by legal authority]: FY73. (p. 165)

22. Relocation project information [residential acquired units by value]: FY73. (p. 167)

23-26. Relocation moving cost payments for farms, businesses, non-profit organizations, and residential units: FY73. (p. 169-176)

27. Residential displacements, people displaced [by minority status]: FY73. (p. 177)

#### 7304-1.5: Financial Statements and Merchant Marine Safety Activities

28. FAA statement of financial resources by appropriation: FY72-73. (p. 179)

29. Coast Guard financial statement: FY73. (p. 180)

30. National Highway Traffic Safety Administration, summary of authorization and appropriations: FY67-73. (p. 182)

31. Summary of merchant marine safety activities [materiel safety activities, inspected vessels, marine personnel activities, and casualties]: FY71-73. (p. 183)

32. Dept of Transportation, statement of assets, liabilities, and equity, as of June 30, 1973. (p. 184)

### 7308 DEPARTMENT OF TRANSPORTATION: GENERAL

#### Special and Irregular Publications

**7308-32 ESTIMATED FEDERAL  
★ EXPENDITURES ON  
DOMESTIC  
TRANSPORTATION,  
CAPITAL IMPROVEMENT  
AND OPERATING  
PROGRAMS: By State,  
FY57-71**  
Apr. 1974.  
xvi + 196 p. var. paging. †  
ASI/MF

Report presenting estimates of Federal transportation program expenditures, for States, by SMSA-nonSMSA areas, annually for 1957-71. Data are derived from published and unpublished expenditures data of Federal agencies covered.

Contents: summary, with 3 tables (p. i-xiv); description of programs covered and method of tabulating data for each, with 3 summary tables (p. 1-39); and 52 detailed attachment tables (156 p.), 1 for each State, in alphabetical order, D.C., and U.S. total.

Each table is repeated for SMSA, non-SMSA, and total areas of each State. Tables show total, per capita, and percent of U.S. total expenditures, annually 1957-71, for the following Federal programs:

- a. Highways: Interstate system; Federal-aid primary and secondary systems, and urban extensions; miscellaneous Federal-aid.
- b. Air: Federal Aid to Airports, and Airport Development and Airway Programs; CAB air carrier subsidy program; National Airspace System (U.S. total only).
- c. Mass Transit: Urban Mass Transportation Administration.
- d. Water: Coast Guard civil and domestic programs; Corps of Engineers domestic waterway capital improvements and operating programs.

### 7404 COAST GUARD Annuals and Biennials

**7404-3 POLLUTING INCIDENTS IN  
AND AROUND U.S.  
WATERS, 1973**  
Annual. 1974. 11 p. †  
ASI/MF

Annual report presenting data from Coast Guard files on discharges of oil, refuse, and other pollutants into the navigable waters and contiguous zones of the U.S., 1973.

Includes 7 tables (p. 3-11) showing the number of incidents, gallon volume, and percent of total discharges, by:

- a. Coastal area, type of location, and type of material (14 types). (p. 3-5)
- b. Source: type of vessel, type of non-transportation related facility, land vehicles, pipelines, marine facilities, and unknown. (p. 6)
- c. Incident cause (19 types) and month. (p. 7-8)

In addition, 1 detailed table (p. 9-11) cross tabulates the number and size of polluting incidents by detailed source and cause.

---

## 7504 FEDERAL AVIATION ADMINISTRATION Annuals and Biennials

---

### 7504-5 FIFTH ANNUAL REPORT OF OPERATIONS UNDER THE AIRPORT AND AIRWAY DEVELOPMENT ACT

Annual. 1974. 121 p.  
●Item 177-B. † ASI/MF  
TD4.22/2:974.

Annual report to Congress on DOT FY74 activities under authority granted by the Airport and Airway Development Act of 1970 (P.L. 91-258). Includes narrative discussion of activities and allocation of Federal funds for airport planning programs and the Airport Development Aid Program (p. 1-12), and 7 appendices, described below:

Appendices A-B. Projects approved and Federal funds allocated under Planning Grant Program, by State, summary and by location and name of airport, showing type of study, FY74. (p. 13-43)

Appendix C. Distribution of funds for general aviation development, by State, including special funds for territories, FY74. (p. 4-46)

Appendix D. Number and amount of grant agreements under the Airport Development Aid Program, by State, FY74. (p. 47-49)

Appendix E. Projects under Airport Grant-in-Aid Program, location and name of airport, Federal funds allocated, and brief description of work, by State, FY74. (p. 50-117)

Appendices F-G. Funds obligated for air carrier and general aviation airport development, by State, FY74. (p. 118-121)

### 7504-6 AVIATION FORECASTS, FY75-86

Annual. Sept. 1974.  
ii+45 p. † ASI/MF  
TD4.2:Av5/975-86.

Annual report presenting forecasts of indicators of aviation activity and FAA workload, annually FY70-81, with some long-range predictions. Includes data on traffic, flight time, number and production of aircraft, fuel consumed, airport activity, use of instrument landing techniques, and number of pilots. Most data items contain breakdowns for air carriers, general aviation, and military.

Contents:

- a. Narrative introduction, summary of data, and notes on methodology, with 2 summary tables. (p. 1-18)
- b. 18 tables, listed below, with forecasts to 1981. (p. 19-36)
- c. 1 table presenting long-term forecasts for FY85-86 for nearly all items covered in report, under 2 varying assumptions of economic growth. (p. 37-38)
- d. Appendix with technical description of demand forecasting econometric model used. (p. 39-45)

#### TABLES:

[Types of aircraft are: fixed wing, by type and number of engines; and rotorcraft. IFR means instrument flight rules. Data are for FY70-81 unless otherwise noted.]

#### 7504-6.1: Aircraft, Flight Time, Traffic, and Fuel

1. U.S. certificated route air carrier scheduled passenger traffic [enplanements and passenger miles for domestic and international operations]. (p. 19)
2. Total aircraft in the service of U.S. air carriers [by type of aircraft]: 1974-81. (p. 20)
3. Total airborne hours, U.S. air carriers [by type of aircraft]: FY74-81. (p. 21)
4. Total statute miles, U.S. air carriers [by type of aircraft]: FY74-81. (p. 22)
5. Estimated active general aviation aircraft by type of aircraft. (p. 23)
6. Estimated active general aviation aircraft by FAA region. (p. 24)
7. Estimated hours flown in general aviation by type of aircraft. (p. 25)
8. Estimated fuel [jet fuel and aviation gas] consumed by U.S. domestic civil aviation [air carrier and general aviation]. (p. 26)
9. Civil aircraft production in the U.S. [air carrier and general aviation]. (p. 27)
10. Civil aircraft engine production in the U.S. [turbojet, turboprop, and piston]. (p. 28)

#### 7504-6.2: Operations, Instrument Landings, and Pilots

11. Total itinerant and local aircraft operations at airports with FAA traffic control services. (p. 29)
12. Itinerant aircraft operations at airports with FAA traffic control service [air carrier, air taxi, general aviation, and military]. (p. 30)
13. Local aircraft operations at airports with FAA traffic control service [general aviation and military]. (p. 31)
14. Instrument operations at airports with FAA traffic control service [general aviation, air taxi, air carriers, and military]. (p. 32)
15. IFR aircraft handled, IFR departures, and overs by user category [air carrier, air taxi, general aviation, and military], FAA air route traffic control centers. (p. 33)
16. Total flight services, pilot briefs, and flight plans originated, FAA flight service stations and combined station/towers. (p. 34)
17. Aircraft contacted [IFR-DVFR, VFR, air carrier, air taxi, general aviation, and military], FAA flight service stations and combined station/towers. (p. 35)
18. Active pilots by type of certificate [student, private, commercial, airline transport, helicopter, glider, instrument rated]. (p. 36)

---

## 7552 FEDERAL HIGHWAY ADMINISTRATION Current Periodicals

---

### 7552-9 REPORT ON THE STATUS OF SAFETY FUNDS

★ Monthly. Approx. 6 p. †  
ASI/MF

Monthly report on the status of Federal highway safety funds appropriated for the current fiscal year, as of the end of the month. Contains 4 tables described below.

Report was initiated with issue covering Sept. 1974.

#### TABLES:

[All data are cumulative for fiscal year through month of coverage.]

[1] Status [total apportionment, total obligated, and obligational goals] of Title II safety funds.

[2] Status of Title II safety funds [obligated for 6 statutory safety programs, by State].

[3-4] Federal aid highway fund obligations [authorized not underway, underway, or completed] for interstate safety work and for non-interstate safety work, [by State, and for Puerto Rico, American Samoa, Guam, and the Virgin Islands].

**7554**  
**FEDERAL HIGHWAY**  
**ADMINISTRATION**  
**Annals and Biennials**

occupational categories, apprentices, and trainees. Includes dollar value of projects in each region.

**7554-4 ANALYSIS OF ACCIDENT REPORTS INVOLVING FIRE, 1972**

Annual. Nov. 1974. 16 p.  
 † ASI/MF TD2.312/2:972.

Report on the 692 commercial motor vehicle accidents involving fire, which occurred during 1972. Data are extracted from all accident reports submitted to the Bureau of Motor Carrier Safety during the year.

Contains introduction and 19 tables (p. 1-16), each with a brief narrative summary, presenting the following data for trucks and buses:

- a. Fatalities, injuries, and property damage.
- b. Month of accident.
- c. Type of accident.
- d. Method of extinguishing fire, location and cause of fire.
- e. Mechanical defects.
- f. Year of manufacture.
- g. Commodity (trucks).

All truck accidents are also shown by whether vehicles were moving or stopped.

**7554-17 TRAFFIC SPEED TRENDS, 1974**

Annual. June 25, 1974.  
 3+4 p. HHP-13. †  
 ASI/MF

Annual report presenting traffic speed trend data for passenger cars, trucks, and buses on main rural roads and interstate highways in 37 States, 1973.

Contents: narrative and statistical highlights; 3 detailed tables; and 2 charts.

Tables show 1973 average vehicle speeds, and percent of vehicles exceeding specified speeds; on all main rural roads and completed portions of the rural Interstate System, by State and region; on all roads by type of highway; and on selected freeways and turnpikes. Charts show 1942-73 speed data by region and vehicle type.

Data are primarily derived from observations made during the spring and summer of 1973 and therefore do not reflect the impact of the fall 1973 "energy crisis." For description of a report with more current data on traffic speed trends, see this Supplement, 7768-5.

**7554-19 STATISTICAL SUMMARY OF EMPLOYMENT DATA FOR ALL FEDERAL-AID HIGHWAY PROJECTS, Compiled as of July 31, 1974 (Includes Minority Breakdown)**

Annual. 1974. 1 p. †  
 ASI/MF TD2.2:Em7/974.

Annual table showing total and minority group employment (numbers and percentages) for all Federal-Aid Highway projects, as of July 31, 1974. All data are shown for 10 regions; and 15

**7556**  
**FEDERAL HIGHWAY**  
**ADMINISTRATION**  
**Publications**  
**in Series**

**7556-2 HIGHWAY STATISTICS: Prereleased Tables**

★  
 † For individual bibliographic data, see below. ASI/MF

Series of tables on motor vehicle and motor carrier registrations, motor fuel consumption; State receipts from fuel taxes, registrations, and other fees; and expenditures for highways. Tables are issued irregularly in press release form prior to their inclusion in the annual FHA report, *Highway Statistics* (see ASI 1974 Supplement 6, 7554-1).

Nearly all data, compiled mainly from reports of State agencies and other sources, are shown for each of 50 States and D.C. Individual tables, covering 1973, and issued Dec. 1974 are described below. For description of previous releases, see ASI 1974 Supplement 7 and 10 under this number.

Annual estimates of vehicle registrations and motor fuel use for the current year are also published (see ASI 1974 Supplement 7, 7554-12, and Supplement 10, 7554-13, respectively).

**TABLES:**

Most data are shown by State; for FY73, unless otherwise noted.]

**7556-2.17: State Receipts and Disbursements for Highways: Summary, 1973**

[SF-21. Nov. 12, 1974. 3 p. FHWA 92-74.]

Shows receipts from highway user taxes, tolls, other imposts, Federal and local funds, and bond proceeds; and disbursements for capital outlay by type of highway, and for maintenance and traffic services, administration and police, bond interest, grants-in-aid to local governments, and bond retirement.

**7556-2.18: Total Receipts, Disbursements, and Capital Expenditures for Highways, 1972-75**

[FHWA 109-74. Dec. 14, 1974. 5 p.]

3 tables, listed below, show actual data for 1972-73, estimates for 1974, and projections for 1975. Units of government shown are Federal (Highway Trust Fund, other Federal Highway Administration funds, other Federal agencies), State agencies, counties and townships, and municipalities. Tables do not contain breakdowns by State.

HF-11. Total receipts for highways, all units of government [imposts on highway users by type, other taxes and fees by type, investment income, total current income, bond issue proceeds, intergovernmental payments by source, funds drawn from or put in reserves, and total funds available].

HF-12. Total disbursements for highways, all units of government [capital outlay by type of highway, maintenance and traffic services by type, administration, police, interest on debt, total current disbursements, and debt retirement].

HF-21. Estimated capital expenditures for highways [for right-of-way, engineering, and construction], by Federal systems [Federal aid systems, other State roads, other local roads and streets], by expending facilities [State highway depts, State toll facilities, local toll facilities, counties and townships, municipalities, and Federal Government].

---

## 7558 FEDERAL HIGHWAY ADMINISTRATION

**Special and  
Irregular Publications**

---

### 7558-15 ANALYSIS OF THE ★ AMPUTEE-DRIVER WAIVER PROGRAM

June 1974. 4 p. † ASI/MF

Report presenting data on the 1973 accident experience of 72 commercial motor vehicle drivers operating with amputee/physical impairment waivers under Federal Motor Vehicle Carrier Regulations, Section 391.49. Data were derived from carriers employing drivers.

Contains narrative summary and 1 table showing total number of accidents, injuries, property damage per accident, drivers not involved in accidents, and accidents per million miles; cross-classified by type of amputation or physical impairment.

### 7558-16 BIKEWAYS: STATE OF THE ★ ART, 1974

July 1974. v+84 p.  
FHWA-RD-74-56.  
NTIS \$5.25, PB 236 998.  
ASI/MF

By Dan Smith, Jr. Narrative report on current practices in planning and designing bike lanes and routes. Includes photographs and diagrams showing design standards for bicycle facilities, bikeway markings, and hazards; references are included. Appendix contains responses to interviews of approximately 350 cyclists, 1973-74.

---

## 7764 NATIONAL HIGHWAY TRAFFIC SAFETY ADMINISTRATION

**Annuals and Biennials**

---

### 7764-2 ANNUAL REPORT TO THE SECRETARY On Accident Investigation and Reporting Activities, 1973

Annual. Apr. 1974. ii+36 p.  
† ASI/MF

Fourth annual report, analyzing unresolved issues and relationships between NHTSA and the National Transportation Safety Board (NTSB), including NHTSA responses to NTSB recommendations processed in 1973. Also summarizes NHTSA accident investigation and data analysis activities. Includes 1 table.

---

## 7768 NATIONAL HIGHWAY TRAFFIC SAFETY ADMINISTRATION

**Special and  
Irregular Publications**

---

### 7768-5 HIGHWAY VEHICLE ★ SPEEDS, 1973-74

Nov. 1974. 36+15 p. †  
ASI/MF

Report comparing highway vehicle speeds in 1973 and 1974; and presenting data on State speed limit enforcement activities and levels of compliance with the national 55 m.p.h. speed limit in force from Jan. 1974.

Speed data are from annual surveys conducted in 37 States in 1973 and special 1974 surveys completed in 23 States. Compliance data are from a special survey of State highway depts conducted by the National Highway Safety Administration in fall 1974.

Contents:

- a. Narrative discussion and analysis of findings, with 8 charts and 10 tables showing State data on average speeds and percentage of vehicles exceeding various speeds, 1973-74, by type of vehicle and highway system; and citations given and enforcement activities during 3 months ended Sept. 30, 1973-74. (p. 1-36)
- b. Reprint of Federal Highway Administration annual report *Traffic Speed Trends*, containing 1973 data; for description see this Supplement, 7554-17. (8 p.)
- c. 1 table and brief descriptions of selected State speed limit compliance levels, 1974. (5 p.)
- d. 1 table showing average speeds and percentage of vehicles exceeding various speeds, 23 States, 1974. (last page foldout)

---

## 7888 URBAN MASS TRANSPORTATION ADMINISTRATION

**Special and  
Irregular Publications**

---

### 7888-3 STATE-OF-THE-ART ★ OVERVIEW: Demand-Responsive Transportation

1974. viii+54+App51 p. †  
ASI/MF

Report on demand responsive transportation (Dial-a-ride) and characteristics of 80 operating services, primarily in the U.S. and Canada. Data are based on published sources and telephone calls to service managers. Includes description of alternative service patterns; decision-making, planning, and operational considerations in the implementation of demand responsive services; and the future potential for such services.

Contents:

- a. Narrative introduction and analysis, with 12 charts and tables, including data on selected operating characteristics of 24 services, demographic characteristics of 15 U.S. areas with service, average fare levels, major capital costs of services, and most used vehicles types. (p. 1-54)
- b. Appendix A showing, for 80 demand responsive services, date initiated, type of service, population and area served, number of vehicles, ridership, fare, funding source, and special features. (p. A1-A38)
- c. Appendices B-H, with bibliography, directories of various organizations, and glossary. (13 p.)

## Department of Treasury

### 8002 DEPARTMENT OF TREASURY: GENERAL Current Periodicals

[Includes publications of the Bureau of Government Financial Operations, formerly the Bureau of Accounts.]

**8002-1 REPORT ON FOREIGN CURRENCIES HELD BY THE U.S. GOVERNMENT, FY74**  
Semiannual. Dec. 6, 1974.  
60 p. † ASI/MF T63.102:C93/(date).

Semiannual report on U.S. restricted and nonrestricted holdings of each foreign currency, June 30, 1974, with emphasis on funds obtained without direct dollar purchase. Includes data showing value of balances measured in units of foreign currencies and dollar equivalents, receipts, transfers, currencies sold for dollars, and exchange rate adjustments.

Data are from civilian and military disbursing offices and cover the period June 30, 1973 to June 30, 1974. Alternate issue of the report covers the 1st half of the fiscal year.

Contents: narrative on data source and scope, and definitions of terms (p. 1-3); and 3 tables, listed below (p. 4-60).

#### TABLES:

1. Analysis of total foreign currencies held by the U.S. Government [countries grouped by excess, near-excess, and non-excess amounts of currency held]. (p. 4)
2. Transactions and balances, including trust fund accounts, by category, agency, and account. (p. 8)
3. Transactions and balances, including trust fund accounts, by country, agency, and account. (p. 13)

For description of report with data on U.S. holdings of foreign currencies purchased with dollars, see ASI 1974 Supplement 6, 8002-3. Data on funds owned and held by foreign governments but controlled by the U.S. through AID are covered in *Inventory of Nonpurchased Foreign Currencies* (see this Supplement, 8002-2).

**8002-2 INVENTORY OF NONPURCHASED FOREIGN CURRENCIES As of June 30, 1974**  
Semiannual. 23 p. no paging.  
† ASI/MF T63.117:(date).

Semiannual report on the balances of U.S. owned foreign currencies obtained without direct dollar purchase, held by 5 executive depts, ACTION, AID, and the Executive Office of the President; and on balances owned and held by foreign governments but controlled by the U.S.

Data were obtained from civilian and military disbursing offices as required by the 1961 Foreign Assistance Act, and represent balances as of June 30, 1974.

Contents: brief narrative summary and 1 table showing balances in U.S. and participating government accounts. Data are shown in units of foreign currency and U.S. dollar equivalents with breakdowns by country and the agency having administrative control.

Publication was originally entitled *Semiannual Consolidated Report of Balances of Foreign Currencies Acquired Without Payment of Dollars*. For detailed data on sources of these currencies and programs for which they are used, see *Report on Foreign Currencies Held by U.S. Government* (see ASI 1974 Supplement 6, 8002-1). For *Statement of Foreign Currencies Purchased with Dollars*, see ASI 1974 Supplement 6, 8002-3.

**8002-4**

★

### TREASURY BULLETIN

Monthly. Approx. 150 p.

●Item 926-A.

GPO: \$43.30 per yr.; single copy prices vary. ASI/MF T1.3:(date).

2685(74). 39-26387.

Monthly report on Federal Government financial operations, including capital movements between U.S. and foreign countries and operations of Government agencies and funds. Includes current and historical data.

Contents:

- a. Brief narrative article, "Treasury Financing Operations".
- b. 97 tables regularly appearing in each monthly issue; and additional tables which appear only in one or two issues.

For a complete listing of the regularly appearing monthly tables, and of previous additional tables, see ASI 1974 Annual and Supplements under this number. Listed below are the additional tables which have been published in the current issue.

#### ADDITIONAL TABLES:

##### 8002-4.312: December 1974

SB-5. U.S. Savings bonds: sales and redemptions by denominations, series E and H combined. (p. 58)



## 8484 BUREAU OF ALCOHOL, TOBACCO AND FIREARMS Annals and Biennials

### 8484-1 ALCOHOL AND TOBACCO SUMMARY STATISTICS: Distilled Spirits, Wine, Beer, Tobacco, Enforcement, Taxes, FY73

Annual. 1974. iv+75 p.  
ATF P 1323.1(4-74).

●Item 964-A. † ASI/MF  
T70.9:973.

Annual collection of statistics on distilled spirits, wine, beer, tobacco, and enforcement activities. Compiled from 5 Treasury Department monthly reports (see ASI 1974 Annual, 8486-1). Covers FY73 production, manufacturers' stock depletions, and tax revenues; and includes breakdowns by months and States, and some historical comparisons with annual fiscal year totals from 1880 or 1st year reported.

Data are derived from internal records, and reports of manufacturers, dealers, and warehousemen.

Contents: introduction (p. v); 93 tables, listed below (p. 1-71); and an alphabetical index (p. 73-75).

Reports through FY71 were issued by IRS.

#### TABLES:

[Unless otherwise noted, all data are for FY73.]

#### 8484-1.1: Establishments and Permits

[Tables 1-4 show data for permits in effect June 30, 1972, and June 30, 1973; and for permits issued, amended, revoked, or otherwise terminated during that period.]

1. Establishments qualified to engage in the production, distribution, storage, or use of alcohol and alcoholic liquors, and in the manufacture and exportation of cigarettes, cigars and cigarette papers and tubes, by States, as of June 30, 1973. (p. 1)
2. Permits relating to distilled spirits under Chapter 51, Internal Revenue Code. (p. 3)
3. Permits for operations relating to alcoholic beverages, under the Federal Alcohol Administration Act. (p. 3)
4. Permits relating to tobacco, under Chapter 52, Internal Revenue Code. (p. 3)

#### 8484-1.2: Distilled Spirits (Including Alcohol)

##### DISTILLED SPIRITS: UNRECTIFIED

5. Plants, materials, production, withdrawals, losses and stocks, FY72-73. (p. 4)
6. Materials used, other than fruit, by kinds and by months. (p. 6)
7. Materials used, other than fruit, by kinds and by States. (p. 7)
8. Fruit used, by kinds and by months. (p. 8)
9. Fruit used, by kinds and by States. (p. 8)
10. Production by kinds and by months. (p. 9)
11. Production by kinds and by States. (p. 10)
12. Total withdrawals, taxpaid, by kinds and by months. (p. 10)

13. Total withdrawals, taxpaid, by kinds and by States. (p. 11)
14. Bottled-in-bond withdrawals, taxpaid, by kinds and by months. (p. 11)
15. Bottled-in-bond withdrawals, taxpaid, by kinds and by State. (p. 12)
16. Total withdrawals, tax-free, by kinds and by months. (p. 12)
17. Total withdrawals, tax-free, by kinds and by States. (p. 13)
18. Losses in bonded storage at distilled spirits plants, by kinds and by States. (p. 14)
19. Stocks in bonded storage at distilled spirits plants, by kinds and by months. (p. 15)
20. Mingling under authority of Section 5234 (a)(2), I.R.C. (p. 15)
21. Stocks in bonded storage at distilled spirits plants, by kinds and by States. (p. 16)
22. Stocks in bonded storage at distilled spirits plants, by kinds and by years and seasons of production, [1914-73]. (p. 17)
23. Stocks of whisky in bonded storage at distilled spirits plants, by years and seasons of production, and by States. (p. 18)
24. Production, withdrawals, and stocks on hand June 30, and facilities operated, FY34-73. (p. 20)

##### ETHYL ALCOHOL

25. Alcohol and spirits: production 190 or more of proof, by kinds of materials used. (p. 22)

##### IMPORTED ETHYL ALCOHOL

26. Importation, withdrawals, losses and stocks at distilled spirits plants, FY43-73. (p. 23)

##### RECTIFIED SPIRITS AND WINES

27. Materials used and production, FY72-73. (p. 24)
28. Materials used, by kinds, and by months. (p. 24)
29. Materials used, by kinds, and by States. (p. 25)
30. Production, by kinds and by months. (p. 25)
31. Production, by kinds and by States. (p. 26)
32. Materials used, production and facilities operated, FY36-73. (p. 27)

##### DISTILLED SPIRITS BOTTLED FOR CONSUMPTION

33. Bottled for consumption, rectified and unrectified, bottle-in-bond, and total products, FY72-73. (p. 28)
34. Bottled for consumption, FY41-73. (p. 29)
35. Strip stamps used, on containers by sizes, by domestic bottlers and importers, for domestic consumption. (p. 30)

##### DENATURED ALCOHOL

36. Denatured alcohol: production, withdrawals, losses, and stocks, FY72-73. (p. 31)
37. Denatured alcohol: ethyl alcohol used for denaturation, and production, withdrawals, and stocks of denatured alcohol, by months. (p. 32)
38. Denatured alcohol: ethyl alcohol used for denaturation, and production, withdrawals, stocks on hand June 30, and losses by States. (p. 32)

39. Denatured alcohol: withdrawals, by formula. (p. 33)
40. Specially denatured alcohol: operation of bonded dealers, by States. (p. 33)
41. Specially denatured alcohol: operations of users, by States. (p. 34)
42. Denatured alcohol: denaturation, production, withdrawals, receipts, quantities used, stocks and facilities operated, FY34-73. (p. 35)

##### DENATURED RUM

43. Denatured rum: operations at distilled spirits plants and users, FY72-73. (p. 36)
44. Denatured rum: rum used for denaturation, and production, removals, and stocks of denatured rum at distilled spirits plants, by months. (p. 36)
45. Denatured rum: operations of users, by States. (p. 36)

#### 8484-1.3: Beer and Cereal Beverages

46. Beer and cereal beverages: breweries operated, materials, production, removals, losses and stocks, FY72-73. (p. 37)
47. Beer and cereal beverages: materials used, by kinds and by months. (p. 38)
48. Beer and cereal beverages: materials used, by kinds and by States. (p. 38)
49. Beer: production, removals, losses, and stocks, by months. (p. 39)
50. Beer: production, removals, losses, and stocks on hand June 30, by States. (p. 40)
51. Beer: production, removals, losses, and stocks on hand June 30, and breweries operated, FY34-73. (p. 41)
52. Cereal beverages: production, removals, and stocks, by months. (p. 41)
53. Cereal beverages: production, removals, and stocks on hand June 30, by States. (p. 41)

#### 8484-1.4: Wines

##### STILL WINES

54. Bonded wine cellars operated, materials, production, withdrawals, losses and stocks, FY72-73. (p. 42)
  55. Materials used, by kinds and by months. (p. 43)
  56. Materials used, by kinds and by States. (p. 45)
  57. Production including increases after fermentation, by months. (p. 46)
  58. Production including increases after fermentation, by States. (p. 46)
  59. Withdrawals, by months. (p. 47)
  60. Withdrawals, by States. (p. 48)
  61. Production, withdrawals, losses, and stocks, by months. (p. 49)
  62. Production, withdrawals, losses, and stocks, by States. (p. 50)
- ##### SPECIAL NATURAL WINES
63. Number of bonded wine cellars, production, withdrawals and stocks, FY72-73. (p. 51)
  64. Production, taxable withdrawals, and stocks, by months. (p. 51)
  65. Production, taxable withdrawals, and stocks, by States. (p. 52)

**EFFERVESCENT WINES**

- 66. Production, withdrawals, losses, stocks, and number of bonded wine cellars operated, FY72-73. (p. 52)
- 67. Production, withdrawals, losses, and stocks, by months. (p. 53)
- 68. Production, withdrawals, losses, and stocks, by States. (p. 53)

**WINES**

- 69. Wines: production, taxable withdrawals, stocks, and bonded wine cellars operated, FY34-73. (p. 54)

**8484-1.5: Cigarettes, Cigars, and Cigarette Papers and Tubes**

**SUMMARY**

- 70. Cigarettes, cigars, and cigarette papers and tubes, FY72-73. (p. 56)

**CIGARETTES**

- 71. Cigarettes weighing not more than 3 pounds per thousand: manufactured and removed, by States. (p. 58)
- 72. Cigarettes weighing not more than 3 pounds per thousand: manufactured and removed, by months. (p. 58)
- 73. Cigarettes weighing more than 3 pounds per thousand: manufactured and removed, by months. (p. 58)

**CIGARS**

- 74. Cigars weighing not more than 3 pounds per thousand: manufactured and removed, by States. (p. 59)
- 75. Cigars weighing not more than 3 pounds per thousand: manufactured and removed, by months. (p. 59)
- 76. Cigars weighing more than 3 pounds per thousand: manufactured and removed tax-exempt, by States. (p. 60)
- 77. Cigars weighing more than 3 pounds per thousand: manufactured and removed tax-exempt, by months. (p. 60)
- 78. Cigars weighing more than 3 pounds per thousand: taxable removals by classes and by States. (p. 61)
- 79. Cigars weighing more than 3 pounds per thousand: taxable removals by classes and by months. (p. 61)

**EXPORTS AND TAX COLLECTIONS**

- 80. Cigars and cigarettes: taxable removals by classes and by months. (p. 62)
- 81. Cigarettes, cigars, and cigarette papers and tubes: removals from export warehouses, by States. (p. 63)
- 82. Cigarettes and cigars: yearly average manufacture and tax collection for each decade 1880-1969, and manufacture and tax collection for each year 1960-73. (p. 63)

**8484-1.6: Enforcement, Claims, and Collections**

**ENFORCEMENT**

- 83-84. Seizures and arrests, liquor law violations [still, mash, and gallons of non-taxpaid spirits], by months and States. (p. 64-65)
- 85-86. Seizures and arrests, firearms and explosives, by months and States. (p. 66-67)

**FIREARM TRADE**

- 87. Firearms imported into U.S. (p. 68)
- 88. Firearms manufactured in U.S., imported and exported. Excludes U.S. military bases. (p. 68)

**LABEL ACTIVITY**

- 89. Label activity under Federal Alcohol Administration Act. (p. 69)

**CLAIMS**

- 90. Alcoholic liquors: remission, abatement, and refund of taxes. (p. 70)
- 91. Alcoholic liquors: drawback. (p. 70)
- 92. Cigarettes, cigars, and cigarette papers and tubes: remission, abatement, refund, credit, allowance, and drawback. (p. 70)

**COLLECTIONS**

- 93. Internal revenue collection: alcohol and tobacco taxes, by source, FY72-73. (p. 71)

## Independent Agencies

### 9022 ACTION

#### Current Periodicals

**9022-2 ACTION Bi-Annual Statistical Summary**  
Semiannual. June 30, 1974.  
73 p. var. paging. †  
ASI/MF AAI.12:974.

Semiannual report consisting of 17 tables showing characteristics and location of Peace Corps volunteers and trainees as of June 30, 1974.

#### TABLES:

##### 9022-2.1: Personal Characteristics

[Tables [2]-[5] show data as of June 30, 1969-74.]

- [1] Peace Corps volunteers and trainees profile, FY74. (p. 3)
- [2] Ages, volunteers and trainees. (p. 4)
- [3] Sex, volunteers and trainees. (p. 5)
- [4] Marital status, volunteers and trainees. (p. 6)
- [5] Levels of education. (p. 7)
- [6] Volunteer and trainee skills, 1962-74. (p. 8)
- [7] Geographic distribution of volunteer and trainee skills, July 1974. (p. 10)

##### 9022-2.2: Activity, Enrollment, and Skills

[Table [17] is a computer print-out.]

- [8] Volunteer applications, 1961-74. (p. 11)
- [9] Requests by skill, FY72-74. (p. 12)
- [10] Requests, inputs, and man-years, FY70-74 (p. 12)
- [11] Peace Corps trainee input by season, 1961-74. (p. 13)
- [12] Worldwide distribution of volunteer and trainee jobs in project categories, 1969-74. (p. 16)
- [13] Peace Corps projects [number], 1961-74. (p. 19)

#### VOLUNTEER AND TRAINEE STRENGTH

- [14] Bi-annual comparison of total volunteers and trainees by region, 1961-74. (p. 21)
- [15] Volunteers, trainees, and countries, FY62-73. (p. 22)
- [16] Total volunteers and trainees by country and region, FY74. (p. 23)
- [17] ACTION Peace Corps volunteer system, volunteers and trainees based on information received by June 30, 1974 [by world region, country, volunteer or trainee status, and sex]. (p. 24)

### 9024 ACTION

#### Annuals and Biennials

**9024-4 PEACE CORPS: ANNUAL OPERATIONS REPORT, FY74**  
Annual. 1974. 123 p. †  
ASI/MF

Annual report covering FY74 on Peace Corps accomplishments, projects, and FY74 budget.

#### Contents:

- a. Introduction and highlights. Includes discussion and data concerning Peace Corp volunteers' age and marital status, and the school partnership and Sahelian drought relief programs. (p. 1-10)
- b. Major operational developments. Discusses recruitment methods, attrition reduction, and evaluation studies under way. (p. 11-17)
- c. Country highlights. Profile of each of 69 countries with volunteers as of June 30, 1974, with data on: population; per capita income; numbers and types of projects; FY74 budget and staff; numbers of volunteers, trainees, and completion rate; volunteers' sex, age, and marital status. (p. 18-112)
- d. Peace Corps FY74 preliminary budget showing obligations and host country contributions by region and country; authorizations and appropriations for the agency as a whole, FY62-74. (p. 113-123)

Additional information on the Peace Corps appears in *ACTION Annual Report* and *ACTION, Biennial Statistical Summary*. For description, see ASI 1974 Annual, 9024-2, and this Supplement, 9022-2.

### 9102 ATOMIC ENERGY COMMISSION

#### Current Periodicals

**9102-1 NUCLEAR REACTORS BUILT, BEING BUILT, OR PLANNED in the U.S. as of June 30, 1974**  
Semiannual. 41 p.  
TID 8200-R30. UC-80.  
NTIS \$4.00. ASI/MF  
Y3.A7:22/TID-8200-R30.

Semiannual listing of all nuclear reactors built, under construction, or planned for construction in U.S. as of June 30 and Dec. 31 of each year. Reactors are divided into 5 classes and further categorized by primary function or purpose.

Contents: narrative explanation of classification scheme (p. 3-4); statistical summary table (p. 5); abbreviations list (p. 6); 26 tables, listed below (p. 7-34); and footnotes and reactor index (p. 34-41).

#### TABLES:

[Within each table reactors are listed under operable, being built, planned, or shutdown categories. Reactors are generally listed chronologically, by startup date.]

##### 9102-1.1: Part 1. Civilian Reactors

[Each listing gives name and/or owner, location, nuclear contractor, type, electrical and thermal power capacity, and startup and/or shutdown dates.]

#### POWER

- 1A. Power reactors: central-station electric power. (p. 7)
- 1B. Power reactors: dual-purpose plants. (p. 15)
- 1C. Power reactors: propulsion (maritime). (p. 15)

#### EXPERIMENTAL

- 2A. Experimental: electric-power systems. (p. 15)
- 2B. Experimental: auxiliary power. (p. 17)
- 2C. Experimental: space propulsion. (p. 17)

#### TEST

- 3A. General irradiation test. (p. 18)
- 3B. High-power research and test. (p. 18)
- 3C. Safety research and test. (p. 19)
- 3D. General research. (p. 19)
- 3E. University research and teaching. (p. 21)

**9102-1.2: Part 2. Production Reactors**

[Each listing gives location, type, designer, and startup/shutdown dates. Table 2 shows thermal power capacity for each listing.]

1. Materials production. (p. 24)
2. Process development. (p. 24)

**9102-1.3: Part 3. Military Reactors**

[Each listing, except those in table 1B, gives name and owner, location, contractor, type, power capacity, and startup/shutdown dates; table 1B gives name of ship, shipbuilder, and dates.]

- 1A. Power reactors: remote installations. (p. 25)
- 1B. Power reactors: propulsion (naval). (p. 25)
- 2A. Electric-power experiments and prototypes. (p. 27)
- 2B. Propulsion experiments and prototypes. (p. 27)
- 3A. Test. (p. 28)
- 3B. Research. (p. 28)

**9102-1.4: Part 4. Reactors for Export**

[Each table shows name and/or owner, location, contractor, type, power capacity, and startup/shutdown dates.]

- 1A. Power reactors: central station electric power. (p. 29)
- 1B. Power reactors: propulsion. (p. 30)
- 2A. General irradiation test. (p. 30)
- 2B. General research. (p. 31)
- 2C. University research and teaching. (p. 31)

**9102-1.5: Part 5. Critical Assembly Facilities**

1. Identification of facilities [name, location, operator, number of cells and control panels]. (p. 32)
2. Identification of experiments and studies [facility, subject, designation, and startup/shutdown dates]. (p. 33)
  - 2A. Civilian. (p. 33)
  - 2B. Military. (p. 34)

**9104  
ATOMIC ENERGY  
COMMISSION  
Annuals and Biennials**

**9104-3 NUCLEAR INDUSTRY, 1974**  
Annual. 1974. viii+113 p.  
WASH 1174-74.  
●Item 1051-0; 1051-C.  
GPO \$1.90. ASI/MF  
Y3.A17:22/WASH-1174-74.  
65-60723.

Annual report reviewing developments in nuclear industries including: mining and processing of fuel, electric power plant construction and operations, and production and use of radioisotopes, 1974.

Contains narrative discussion and interspersed tables as follows:

- a. Nuclear power plant capacities, reactor characteristics, and costs, with 13 charts and 9 tables. (p. 5-38)
- b. Nuclear fuel mining, enrichment, processing, and waste disposal, with 16 charts and 14 tables. (p. 39-73)
- c. Radioisotope materials and equipment production and sales, with 14 tables. (p. 75-83)
- d. AEC general energy R&D, and safety and regulatory activities, with 5 charts and 2 tables. (p. 84-112)

This is the 12th report since 1962; no report was published in 1972.

**9104-19 URANIUM INDUSTRY SEMINAR, OCT. 22-23, 1974**  
★  
Annual. Nov. 1974.  
Part I, 178 p.; Part II, 109 p.  
GJO-108(74).  
L. Pitkin, Inc., PO Box 1889,  
Grand Junction, Colo., 81501.  
Set of 2 parts, \$7.60. ASI/MF

Collection of papers on uranium resources and supply, the market for uranium, and nuclear fuel production presented at the annual AEC-sponsored uranium industry seminar, held in Grand Junction, Colo., Oct. 22-23, 1974. Contains 13 papers presented by AEC staff, issued in 2 parts; individual papers are described below.

**PART I**

**9104-19.1: Nuclear Power Growth, Enrichment, and Uranium Requirements, 1974 to the Year 2000**

By Edward J. Hanrahan (p. 7-37). Summary of *Nuclear Power Growth 1974-2000* (for description see ASI 1974 Supplement 6, 9104-13); and explanation of assumptions and methodology used for forecasts. Includes 9 tables and 8 charts.

**9104-19.2: U.S. Uranium Sales and Commitments**

By John A. Patterson (p. 38-52). Compilation of charts and tables on sales of processed and unprocessed uranium and commitments for

sale through 1980; from *Survey of U.S. Uranium Marketing Activity* (for description see ASI 1974 Supplement 6, 9104-5).

**9104-19.3: National Uranium Resource Program**

By Ben Bowyer (p. 53-72). Progress report on the National Uranium Resource Evaluation (NURE) program to evaluate domestic uranium resources, identify new areas favorable for uranium exploration, develop new exploration technology.

Project NURE reports are scheduled for publication in 1976 and 1980.

**9104-19.4: Current Uranium Ore Reserves**

By Carl W. Appelin (p. 73-82). Describes AEC's ore reserve program to maintain an accurate inventory of domestic uranium resources, and discusses impact of uranium prices on mining activity.

Includes 2 charts and 4 tables on distribution of various grade ore reserves, and exploration and production activities. Data from the program are published in other AEC reports, primarily *Statistical Data of the Uranium Industry* (for description see ASI 1974 Supplement 11, 9104-15).

**9104-19.5: Potential Resources of Uranium**

By William L. Chenoweth (p. 83-90). Discusses methodology used in AEC estimates of uranium resources in relatively unexplored areas and reliability of the estimates. Includes 4 tables showing extent of reasonably assured reserves and potential resources.

**9104-19.6: Subjective Probability Study of Uranium Resources in the State of New Mexico**

By John R. Ellis (p. 91-113). Report on findings of a study to estimate extent and quality of uranium deposits in New Mexico, based on statistically combined probability judgments of a number of experts. Includes extensive discussion of methodology, illustrative charts and tables, and summary results.

**9104-19.7: Exploration Plans and Trends**

By R. J. Meehan (p. 114-131). Compilation of 12 charts and 8 tables on the extent of private industry uranium exploration and expenditures through 1973 and projected exploration activities compared with uranium requirements to the year 2000.

**9104-19.8: Production Statistics**

By J. F. Facer (p. 132-135). Collection of 7 charts showing tons and grade of ore shipped to mills, uranium concentrate production and year-end inventories in mills, and amount of ore processed in U.S., annually 1966-73 and 1974-75 estimated.

**9104-19.9: Domestic Production Capability 1974-88**

By Clifton H. Barnes (p. 136-178). Presents projections for amount of uranium concentrate which can be produced at \$8 per pound by the domestic mining and milling industry relative to known ore reserves, potential reserves, commitments to construct new facilities, and requirements, 1974-88.

Includes narrative discussion of methodology and mine and mill production lead times; and 21 charts and 11 tables presenting both projections and actual data on land held by companies, existing facilities, and capacities.

## PART II

**9104-19.10: Estimate of the Economics of Uranium Concentrate Production from Low-Grade Sources**

By John Klemenic (p. 8-38). Analyzes capital and operating costs incurred in production of uranium concentrate from low-grade ores, and calculates probable cash flow rate of return on production over a 10-year period at various grades for both underground and open pit mining. Includes discussion of methodology and assumptions, 7 tables, and 14 charts.

**9104-19.11: Geology and Resources of Foreign Uranium Deposits**

By Hans H. Adler (p. 39-62). Presents estimates of world geographic and geologic distribution of uranium ore in deposits extractable at costs of \$10 and \$10-15 per pound of uranium concentrate.

Contents: introduction with 4 figures showing reserves (tons of ore) by country and various geological environments (p. 39-44); and evaluation of resources in individual foreign countries, with maps locating active mines and deposits (p. 40-62).

Excepted from consideration are China (PRC), USSR, and associated Eastern European countries.

**9104-19.12: Foreign Production Capability and Supply**

By John A. Patterson (p. 63-71). Compilation of 4 tables and 8 charts on production, reasonably assured reserves, estimated additional resources, exploration activities, and requirements for uranium in foreign countries, chiefly Australia, Canada, France, Gabon, Niger, and South and South West Africa.

**9104-19.13: Versatility of Feed in Supply of Enriched Uranium**

By F. P. Baranowski (p. 72-87). Discusses fuel requirements for maintaining a given level of nuclear electrical generating capacity, and requirements for milled uranium concentrate and spent fuel to support those needs. Calculates amount of additional concentrate which might be needed in 3 hypothetical situations. Includes 5 tables and 4 charts.

---

**9108  
ATOMIC ENERGY  
COMMISSION**


---

**Special and Irregular Publications****9108-42 ★ STUDY OF SOCIAL COSTS FOR ALTERNATE MEANS OF ELECTRICAL POWER GENERATION FOR 1980 AND 1990**

Feb. 1973. vii + 192 p.  
ANL-8092. NTIS \$6.00.  
ASI/MF  
Y3.At7:22/ANL-8092.

Summary report from a study comparing costs of producing electrical power at coal, oil, gas, and nuclear fired plants. Figures are given for 1980 and 1990, based on probable utilizable technology in those years. Data are primarily from previous studies of Government agencies and other interested organizations.

Emphasis is on "external" costs including injuries to workers and public health, environmental pollution, and land damage from strip mining. Most costs are quantified in terms of dollars; other measures include man-days lost, acres of land used, and tons of fuel and emissions.

Contains 5 mainly narrative chapters, with extensive references, and tables and charts presenting estimated and illustrative data as follows:

I. Introduction and summary; with 3 tables. (p. 1-15)

II. Methodology, data sources, and explanation of cost measures; with 9 tables. (p. 16-71)

III-IV. Assessments for 3 types of fossil plant and 4 types of nuclear plant, for years 1980 and 1990; with 21 tables. (p. 72-175)

V. Observations and recommendations. (p. 176-184)

VI. Bibliography. (p. 185-192)

The complete study, upon which this summary is based, is available from Argonne National Laboratory, Ill.

**9108-45 ★ TECHNICAL BASIS FOR INTERIM REGIONAL TORNADO CRITERIA**

May 1974. v + 23 p.  
WASH-1300. UC-11.  
●Item 1051-C. GPO \$0.60.  
ASI/MF  
Y3.At7:22/WASH-1300.

By E. H. Markee, Jr., et al. Study to determine probability of tornado strikes and their severity over the contiguous U.S., in an effort to assess the threat of tornadoes to nuclear power plant safety.

Data from previous studies of tornado phenomena and from a Federal Tornado Watch Experiment, 1971-72, were analyzed to calculate regional frequencies and probabilities of occurrence, wind speeds, and pressure drops and drop rates.

Contents:

a. Narrative discussion of data sources, previous study findings, and methodology sup-

ported by 8 charts and 5 tables; maps show tornado frequency and probability by 1 or 5 degree squares of latitude and longitude. (p. 1-21)

b. References. (p. 21-23)

**9142  
CIVIL AERONAUTICS BOARD  
Current Periodicals**

**9142-3 AIR FREIGHT STATISTICS, CERTIFICATED ROUTE AIR CARRIERS, Scheduled and Nonscheduled Services of U.S. Passenger/Cargo and All Cargo Carriers: Traffic, Revenue, and Yields Data**  
Semiannual. 5 p. †  
ASI/MF

Semiannual table on freight traffic, revenue, and yields for U.S. passenger/cargo and all cargo carriers, for years ending Dec. 31, 1973 and 1972.

Table shows the following listed items for scheduled all-cargo service, and in most cases, for combination and nonscheduled service; cross-classified by trunk airlines, all-cargo carriers, and other cargo carriers; and by domestic, international and territorial, and total freight operations:

- 1-2. Freight revenue ton-miles (000) and percent distribution.
3. Overall available ton-miles (000).
4. Overall revenue load factor.
5. Aircraft revenue hours.
6. Freight revenue (\$000).
7. Yield per freight ton-mile (cents).
- 8-9. Percent of total freight revenue.

**9142-4 AIRLINE PROPERTY OBTAINED UNDER LONG-TERM LEASES**  
Semiannual. 4+A2 p. †  
ASI/MF

Semiannual report on property obtained by certificated route and supplemental air carriers under long-term leases (over 3 years), as of June 30, 1974, with comparative data for each semiannual period since June 30, 1972. Report is issued approximately 3 months after coverage date. Data are derived from carriers' reports on CAB Form 41. Contains 8 tables, described below.

**TABLES:**

[Tables show data for six-month period ending June 30, 1974, and for each semiannual period since 1972.]

- 1-4. Property under long-term lease, constructive asset value (cost and depreciated cost bases), and as a percent of total owned and leased property, by carrier and carrier group.
- 5-6. Flight equipment under long-term lease (constructive asset value, cost basis), and as a percent of total owned and leased flight equipment, by carrier and carrier group.
- 7-8. Property under long-term lease (constructive asset value, cost basis) and percentage distribution, by equipment type and group.

**9142-19 SEASONALLY ADJUSTED CAPACITY AND TRAFFIC**  
★  
Monthly. † For individual bibliographic data, see below.  
ASI/MF

Series of 3 monthly reports presenting seasonally adjusted and unadjusted data on available seat and revenue passenger miles flown in the scheduled domestic and international operations of trunk airlines and in the scheduled operations of local service carriers. Data are shown as reported and adjusted for seasonal, holiday, trading day, and strike variations.

Regular monthly contents of each report are 1 chart, brief narrative highlights, and 2 tables showing revenue passenger and available seat miles for entire operations group combined, monthly for year to date and 2 previous years; and for each carrier in operations group, for current month.

The Mar., June, Sept., and Dec. issues of each report also show individual carrier data monthly for year to date and previous 2 years.

Reports are issued 2-4 weeks after end of month of coverage. The report on domestic operations of trunks was initiated in Mar. 1974 and replaced a similar monthly publication (see ASI 1974 Annual, 9142-11). The other two reports were initiated with the June 1974 issues. ASI/MF coverage begins with Sept. 1974 issue which provides cumulative data to that date.

**9142-19.1: Scheduled Domestic Operations, Domestic Trunks**  
[Approx. 15 p.]

**9142-19.2: Scheduled International Operations, International Trunks**  
[Approx. 10 p.]

**9142-19.3: Scheduled Operations, Local Service Carriers**  
[Approx. 5 p.]

**9144  
CIVIL AERONAUTICS BOARD  
Annuals and Biennials**

**9144-1 CAB REPORTS TO CONGRESS, FY73**  
Annual. 1974. ix+134 p.  
●Item 178. GPO \$1.65.  
ASI/MF S/N 0306-00059.  
C31.201:973.

Annual report to Congress on FY73 CAB activities. Narrative discussions, with text statistics and tables, cover CAB activities in the fields of domestic and international aviation and rate setting, financial assistance to and regulation of airlines, public relations, administration, and legislation (p. 1-87). Report also contains 22 basic tables, listed below (p. 88-134).

**TABLES:**

[Tables present FY73 data, unless otherwise noted.]

**9144-1.1: General Traffic and Revenue Data**

1. Indicators of growth in traffic and operations of the air carrier industry, 1963-72. (p. 88)
2. Cargo ratings: U.S. domestic and international passenger and cargo, and all-cargo carriers, FY73, and change from previous fiscal year [by individual carrier]. (p. 94)
3. Airfreight statistics, certificated route air carriers scheduled and nonscheduled services of U.S. passenger and cargo, and all-cargo carriers. (p. 95)
4. Air cargo revenues, as a percent of total operating revenue for FY73 [by individual carrier]. (p. 100)

**9144-1.2: Comparative Traffic and Financial Data by Operations Category**

- [All tables present data for FY73, and percent change from previous fiscal year, and include breakdowns by individual carrier. "Selected financial data" are total operating revenue before subsidy, total operating expenses, operating profit, net income, and rate of return on investment. "Selected traffic statistics" are revenue passenger-miles, passenger enplanements, and load factors.]
5. Comparative selected financial data for domestic trunk carriers. (p. 101)
  6. Comparative selected traffic statistics for domestic trunk carriers. (p. 102)
  7. Comparative selected financial data for all-cargo carriers. (p. 103)
  8. Comparative selected traffic statistics for local service carriers. (p. 104)
  9. Comparative selected financial data for the international and territorial carriers. (p. 105)
  10. Comparative selected traffic statistics for international and territorial carriers. (p. 106)
  11. Comparative selected financial data for local service carriers. (p. 107)

**9144-1.3: Miscellaneous Data**

12. Supplemental air carriers, comparison of operating revenue, operating profit, assets, and net worth, 1973-72 [by individual carrier]. (p. 108)

13. Passenger fare, freight rate, and U.S. mail yields for scheduled service, FY68-73. (p. 109)
14. Traffic trends, by carrier groups, FY68-73. (p. 110)
15. Air carrier investment at June 30, 1965-73. (p. 112)
16. Number of aircraft available for service at Dec. 31, 1972 [by type]. (p. 114)

**9144-1.4: Air Carrier Growth and Debt**

17. Growth of certificated air carriers, 1938-73 [by carrier group]. (p. 117)
18. Air carrier indebtedness (long and short term debt) by major lenders, as of Dec. 31, 1972 [by individual carrier]. (p. 122)
19. Percent of individual carrier's debt held by top 10 industry holders. (p. 128)
20. Major holder of individual carrier's debt, Dec. 31, 1972. (p. 130)
21. The importance of convertible debt as of Dec. 31, 1972 by individual carrier. (p. 131)
22. U.S. certificated carriers [growth since certification]. (p. 133)

**9144-4 HANDBOOK OF AIRLINE STATISTICS, 1973 Edition**  
 Biennial. Mar. 1974.  
 ix + 626 p. Item 183-A.  
 GPO \$18.10. ASI/MF  
 C31.249:973.

Biennial report presenting historical data, from as early as 1926, on all air carriers and carrier groups subject to regulation by the CAB. Provides detailed coverage of finance and traffic of airlines, and includes chronologies of air transport events (from 1903) and comparisons of air with other modes of transportation. Data are derived from carriers' reports filed with CAB and a variety of other sources.

**Contents:**

- a. Short introduction and table of contents. (p. i-ix)
- b. 9 parts, with 417 tables and 8 charts, described below. (p. 1-613)
- c. Glossary of air transport terms. (p. 617-622)
- d. General index. (p. 625-626)

**TABLES:**

["Carrier groups" relate to functional and geographic categories of certificated air route carriers or of their operations. Level of detail may vary somewhat from one set of tables to another, but basic groups are as follows:

- a. Domestic carrier groups: domestic trunk (broken down by "Big Four" airlines, and other airlines); local service; helicopter; intra-Alaska, intra-Hawaiian; other carriers; all cargo carriers; and international and territorial carriers.
- b. International carrier groups: "Big Four" trunk airlines; other trunk airlines; all-cargo carriers; and international and territorial carriers.]

**9144-4.1: Part 1. Statistical Description of Individual U.S. Airlines, 1972**

[All tables, except 1s, show actual data and comparative rank of each carrier group and individual carrier for the following subject items:

- a. Overall available and revenue ton-miles, and revenue passenger miles and load factors; separately for all services and for scheduled services.

- b. Overall operating revenues, expenses, and profit or loss.

All data are for 1972.]

- 1s. Some basic facts about the certificated route air carriers and the supplemental air carriers, system operations [number of aircraft, miles flown, places served, and employees]. (p. 1)

- 2s. Comparative traffic and financial data, certificated route air carriers, system operations. (p. 4)

- 2d. Comparative traffic and financial data, certificated route air carriers, domestic operations. (p. 5)

- 2i. Comparative traffic and financial data, certificated route air carriers, international operations. (p. 6)

**9144-4.2: Part 2. Historical Data on U.S. Airlines, by Carrier Group, 1926-72**

[All tables present data on the following items, annually from earliest available data through 1972. Data are given by carrier group for certificated domestic and international carriers. Separate data are also given for total, domestic and international operations of supplemental (non-certificated) carriers.]

**TOTAL TRAFFIC AND CAPACITY**

1. Number of certificated route air carriers in operation. (p. 9)
2. Total capacity: over-all available ton-miles, all services. (p. 10)
3. Annual rate of growth of over-all available ton-miles, all services. (p. 11)
4. Total traffic: over-all revenue ton-miles, all services. (p. 12)
5. Annual rate of growth of over-all revenue ton-miles, all services. (p. 13)
6. Over-all available ton-miles, scheduled service. (p. 14)
7. Over-all revenue ton-miles, scheduled service. (p. 15)
8. Over-all revenue load factor, scheduled service. (p. 16)

**PASSENGER TRAFFIC AND CAPACITY**

9. Passenger revenue ton-miles, all services. (p. 17)
10. Annual rate of growth of passenger revenue ton-miles, all services. (p. 18)
11. Passenger revenue ton-miles, all services, as a percent of over-all revenue ton-miles, all services. (p. 19)
12. Passenger revenue ton-miles, scheduled service. (p. 20)
13. Passenger revenue ton-miles, non-scheduled service. (p. 21)
14. Total available seat-miles, scheduled service. (p. 22)
15. Total revenue passenger-miles, scheduled service. (p. 23)
16. Annual rate of growth of total revenue passenger-miles, scheduled service. (p. 24)
17. Percent distribution of total revenue passenger-miles, by carrier group, scheduled service. (p. 25)

18. Total revenue passenger load factor, scheduled service (percent). (p. 26)

19. Nonscheduled revenue passenger-miles as a percent of total revenue passenger-miles in all services. (p. 27)

20. First-class revenue passenger-miles, scheduled service. (p. 28)

21. Annual rate of growth of first-class revenue passenger-miles, scheduled service. (p. 29)

22. First-class revenue passenger load factor, scheduled service. (p. 30)

23. Coach plus economy revenue passenger-miles, scheduled service. (p. 31)

24. Annual rate of growth of coach plus economy revenue passenger-miles, scheduled service. (p. 32)

25. Coach plus economy revenue passenger load factor, scheduled service. (p. 33)

26. Coach plus economy as a percent of total revenue passenger-miles, scheduled service. (p. 34)

**FREIGHT TRAFFIC AND CAPACITY**

27. Freight plus express revenue ton-miles, all services. (p. 35)
28. Annual rate of growth of freight plus express revenue ton-miles, all services. (p. 36)
29. Freight plus express revenue ton-miles, all services, as a percent of over-all revenue ton-miles, all services. (p. 37)
30. Freight revenue ton-miles, all services. (p. 38)
31. Annual rate of growth of freight revenue ton-miles, all services. (p. 39)
32. Freight revenue ton-miles, all services, as a percent of over-all revenue ton-miles, all services. (p. 40)
33. Freight revenue ton-miles, scheduled service. (p. 41)
34. Annual rate of growth of scheduled freight revenue ton-miles. (p. 42)
35. Freight revenue ton-miles, nonscheduled service. (p. 43)
36. Annual rate of growth of nonscheduled freight revenue ton-miles. (p. 44)
37. Nonscheduled freight revenue ton-miles as a percent of freight revenue ton-miles in all services. (p. 45)
38. Express revenue ton-miles, scheduled service. (p. 46)
39. Annual rate of growth of express revenue ton-miles, scheduled service. (p. 47)

**MAIL AND EXCESS BAGGAGE TRAFFIC AND CAPACITY**

40. U.S. and foreign mail revenue ton-miles, all services. (p. 48)
41. Annual rate of growth of U.S. and foreign mail revenue ton-miles, all services. (p. 49)
42. U.S. and foreign mail revenue ton-miles, all services, as a percent of over-all revenue ton-miles, all services. (p. 50)
43. Excess baggage revenue ton-miles, scheduled service. (p. 51)
44. Annual rate of growth of excess baggage revenue ton-miles, scheduled service. (p. 52)
45. Excess baggage ton-miles, scheduled service, as a percent of over-all revenue ton-miles, all services. (p. 53)

## Independent Agencies

**FLIGHT AND OTHER CHARACTERISTICS**

46. Revenue passenger originations, scheduled service. (p. 54)
47. Percent distribution of revenue passenger originations, by carrier group, scheduled service. (p. 55)
48. Over-all aircraft revenue departures performed, scheduled service. (p. 56)
49. Over-all aircraft revenue miles, scheduled service. (p. 57)
50. Over-all aircraft revenue hours, scheduled service. (p. 58)
51. Average over-all flight stage length, scheduled service. (p. 59)
52. Average on-line passenger trip length, scheduled service. (p. 60)
53. Average available seats per aircraft, scheduled service. (p. 61)
54. Average over-all airborne speed, scheduled service. (p. 62)
55. Total number of employees, all services. (p. 63)
56. Annual rate of growth of total number of employees, all services. (p. 64)

**FUEL CONSUMPTION**

57. Consumption of aviation gasoline and jet fuel, all services. (p. 65)
58. Consumption of aviation gasoline, all services. (p. 66)
59. Consumption of jet fuel, all services. (p. 67)
60. Consumption of oil, all services. (p. 68)

**ALL REVENUES AND EXPENSES**

61. Over-all operating revenues, all services. (p. 69)
62. Total transport revenues, all services. (p. 70)
63. Over-all operating expenses, all services. (p. 71)
64. Operating profit or loss, all services. (p. 72)
65. Interest expenses. (p. 73)
66. Net income after special items (and after taxes). (p. 74)
67. Total investment. (p. 75)
68. Rate of return on total investment. (p. 76)
69. Over-all operating expenses per available ton-mile, all services. (p. 77)
70. Over-all operating expenses per revenue ton-mile, all services. (p. 78)

**PASSENGER REVENUE AND EXPENSES**

71. Total passenger revenues, scheduled service. (p. 79)
72. Total passenger revenues, scheduled service, as a percent of total transport revenues, all services. (p. 80)
73. Average total passenger revenues per revenue passenger-mile, scheduled service. (p. 81)
74. Average total passenger revenues per revenue ton-mile, scheduled service. (p. 82)
75. Total passenger revenues per load factor point, scheduled service. (p. 83)
76. First-class passenger revenues, scheduled service. (p. 84)
77. Average first-class passenger revenues per revenue passenger-mile, scheduled service. (p. 85)

78. Average first-class passenger revenues per first-class ton-mile, scheduled service. (p. 86)
79. Coach plus economy passenger revenues, scheduled service. (p. 87)
80. Average coach plus economy passenger revenues per revenue passenger-mile, scheduled service. (p. 88)
81. Average coach passenger revenues per coach revenue ton-mile, scheduled service. (p. 89)
82. Average economy passenger revenues per economy revenue ton-mile, scheduled service. (p. 90)

**FREIGHT REVENUES**

83. Freight revenues, scheduled service. (p. 91)
84. Freight revenues, scheduled service, as a percent of total transport revenues, all services. (p. 92)
85. Average freight revenues per revenue ton-mile, scheduled service. (p. 93)
86. Express revenues, scheduled service. (p. 94)
87. Express revenues, scheduled service, as a percent of total transport revenues, all services. (p. 95)
88. Average express revenues per revenue ton-mile, scheduled service. (p. 96)

**MAIL AND EXCESS BAGGAGE REVENUES**

89. U.S. and foreign, mail revenues scheduled service, as a percent of total transport revenues, all services. (p. 97)
90. Average U.S. mail revenues per U.S. mail revenue ton-mile, scheduled service. (p. 98)
91. Average foreign mail revenues per foreign mail revenue ton-mile, scheduled service. (p. 99)
92. Excess baggage revenues, scheduled service, as a percent of total transport revenues, all services. (p. 100)
93. Average excess baggage revenues per excess baggage revenue ton-mile, scheduled service. (p. 101)
94. Charter revenues (passenger and freight) as a percent of total transport revenues, all services. (p. 102)

**9144-4.3: Part 3. Traffic Data on Certificated and Supplemental Air Carriers**

Part 3, Section 1 (p. 105-196). Contains 92 tables presenting data for each carrier group and each individual certificated route air carrier, annually 1964-72, as follows:

- For all services: 8 summary items on traffic capacity and employees.
- For scheduled services: 38 items on passenger and freight traffic and capacity; aircraft miles and hours; and performance factors and averages.
- For nonscheduled services: 11 items on traffic, capacity, and aircraft miles and hours.

Part 3, Section 2 (p. 197-211). Contains 1 table presenting separate data for 14 individual supplemental air carriers on 6 traffic and capacity items, 1967-72. Breakdowns are by civilian and military traffic, and domestic and international operations.

**9144-4.4: Part 4. Income Statement Data of Certificated and Supplemental Air Carriers**

Part 4, Section 1 (p. 215-309). Contains 95 tables presenting data for each carrier group and each certificated route air carrier, annually 1964-72, as follows:

- Operating revenues, 17 items; expenses, 12 items; and profit.
- Nonoperating income and expenses, 4 items.
- Net income and unappropriated retained earnings, 11 items.
- Mail and subsidy revenue, and return on investment, 7 items.

Part 4, Section 2 (p. 310-324). Contains 1 table presenting separate data for 14 individual supplemental air carriers on 32 income statement items (similar to those listed above), annually 1967-72.

**9144-4.5: Part 5. Balance Sheet Data of Certificated and Supplemental Air Carriers**

Part 5, Section 1 (p. 327-392). Contains 66 tables presenting data for each carrier group and each certificated route air carrier, annually 1964-72, as follows:

- Assets, 31 items.
- Liabilities and stockholder equity, 25 items.

Part 5, Section 2 (p. 393-407). Contains 1 table presenting separate data for 14 supplemental air carriers, annually 1967-72, on the same subject as shown above, but with less detailed breakdowns (39 items).

**9144-4.6: Part 6. Rates of Return and Investment Data**

[Tables 1-3 show breakdown by carrier groups, by carrier group operations of individual air carriers, and corporate totals for the top 12 airlines. Data are shown annually 1962-72.]

- Rate of return on regulatory investment, certificated air carriers. (p. 411)
- Regulatory net income, certificated route air carriers. (p. 414)
- Regulatory investment, certificated route air carriers. (p. 417)
- Explanation of regulatory investment, with an example (Eastern Airlines, 1972). (p. 420)

**9144-4.7: Part 7. Miscellaneous Air Transport Data**

- Utilization of multi-engine fixed wing aircraft: 1963-72 [by carrier]. (p. 425)
- Break-even passenger load factors, scheduled service: 1967-72 [by carrier]. (p. 427)
- Weighted average route miles operated: 1963-72 [by carrier]. (p. 428)

**PASSENGER ORIGIN AND DESTINATION SURVEY**

[All tables cover domestic operations and scheduled service only. All data are for 1972.]

- Domestic passenger 1-way trip-length, by trip-length size. (p. 430)
- 5a-b. Top 100 cities originating or terminating domestic airline trips arranged in order of number of passengers and of passenger miles. (p. 431-432)
- 6a-b. Top 100 origin and destination city pairs in domestic airline trips, arranged in order of number of passengers and of passenger miles. (p. 433-434)



6c-d. Top 1,000 origin and destination city pairs in domestic airline trips, ranked in order of passengers and of passenger miles, and arranged in groups of 100 city pairs. (p. 435)

**AIRCRAFT AVAILABLE, ON ORDER, OWNED, OR LEASED**

[All data are for Dec. 31, 1972.]

7a-b. Number of aircraft available for service, by major aircraft category and by specific aircraft type, certificated route air carriers, systems operations. (p. 436-437)

8. Number of aircraft on order, by major aircraft category and specific aircraft type, certificated route air carriers. (p. 438)

9. Number of aircraft available for service, by major aircraft category, supplemental air carriers, systems operations. (p. 439)

**REVENUE PASSENGER-MILES AND LOAD FACTOR, BY AIRCRAFT TYPE**

[All tables show revenue passenger miles, percent of revenue passenger miles, and revenue passenger load factor, by aircraft type; for the quarter ended Dec. 31, 1972, for each airline; and annually 1964-72 for the carrier group. Data cover scheduled service only.]

10a-f. Summary by carrier grouping, certificated route air carriers. (p. 440-445)

11a-f. Domestic trunk operations. (p. 446-451)

12a-b. Local service carriers. (p. 452-453)

13a-d. International and territorial carriers. (p. 454-458)

**OTHER DATA**

14. Foreign air carriers authorized to serve points in U.S. territory, at Dec. 31, 1972. (p. 459)

15. Revenue passenger-miles per capita and average fares per mile, including tax, 1946-72. (p. 463)

16. Employment costs, productivity and unit labor costs, 1957-72 [each certificated carrier]. (p. 464)

**9144-4.8: Part 8. Chronologies of Air Transport Events**

[Tables 1-6 contain short narrative descriptions of incidents or events; all other tables utilize a list type format. Many tables contain significant tabular data.]

1. Milestones and landmarks in U.S. air transport: 1903-72. (p. 473)

2. Statistical indicators and trends in U.S. air transport: 1910-72. (p. 500)

3. Major CAB actions: 1938-72. (p. 510)

4. Fares and rates in U.S. air transport: 1926-72. (p. 531)

5. Introduction of new aircraft types into U.S. airline service: 1914-72. (p. 546)

6. Legislation affecting U.S. air transport: 1915-72. (p. 555)

7. Domestic, and international and territorial flight equipment interchange agreements: 1938-72. (p. 561)

8. State and Federal aviation gasoline and jet fuel taxes (cents per gallon): 1919-72. (p. 562)

9. U.S. bilateral air-transport agreements with other nations: 1944-72. (p. 566)

10. Loans guaranteed for flight-equipment purchases, local service, helicopter, intra-Alaska, intra-Hawaii, and other carriers, by the CAB, 1958-1962; Dept of Commerce, 1963-1967; DOT, 1967-1972. (p. 568)

11. Mergers and acquisitions, certificated route air carriers: 1938-72. (p. 568)

12. Terminations of route certificates, certificated route air carriers: 1938-72. (p. 570)

13. Airline name changes certificated route air carriers: 1938-72. (p. 571)

14. Work stoppages arising from management-labor disputes, U.S. airlines: 1919-72. (p. 573)

15. Mandatory and voluntary groundings of U.S. airline aircraft: 1938-72. (p. 577)

16. Bombings aboard U.S. airline aircraft: 1938-72. (p. 578)

17. Aircraft piracy ("Hijackings") of U.S. airline aircraft: 1938-72. (p. 579)

18a-b. Members and composition of the CAB: 1938-72. (p. 590-591)

19a. Aircraft accidents, fatalities, and accident rates, U.S. certificated route and supplemental air carriers, systems operations, all services: 1949-72. (p. 592)

19b. Aircraft accidents and accident rates, U.S. certificated route air carriers, systems operations, scheduled passenger and cargo services: 1949-72. (p. 594)

19c-d. Aircraft accidents, fatalities, and fatality rates, U.S. certificated route air carriers, domestic and international operations, scheduled passenger services: 1938-72. (p. 595-596)

20a-c. Chronological summary of MAC minimum rates [foreign, logair, and quicktrans]. (p. 597-601)

20d. Minimum rates for individually ticketed or waybilled military transportation. (p. 602)

**9144-4.9: Part 9. Comparison of Air With Other Modes of Transportation**

[All charts listed below, except 1 and 2, are accompanied by an inset table presenting data from which the chart was derived. Flag of carrier is U.S. or foreign.]

**CHARTS**

1. Domestic intercity passenger travel market of common carriers: 1954-72. (p. 605)

2. Air and rail revenue passenger-miles, by class of service: 1954-72. (p. 606)

3a. Air and sea passengers traveling between the U.S. and the rest of the world, U.S.-flag and foreign-flag carriers combined, by mode of transportation: 1947-72. (p. 607)

3b-c. Air and sea passengers combined (and separately) traveling between the U.S. and the rest of the world by flag of carrier and mode of transportation: 1947-72. (p. 608-609)

4a. Air and sea passengers traveling between the U.S. and Europe, U.S.-flag and foreign-flag carriers combined, by mode of transportation: 1949-72. (p. 610)

4b-c. Air and sea passengers combined (and separately) traveling between U.S. and Europe, by flag of carrier and mode of transportation: 1952-72. (p. 611-612)

**TABLES**

1. Volume and percentage distribution of intercity freight traffic, public and private, by mode of transportation: 1939-72. (p. 613)

**9144-7**

**SALE OF TURBOFANS/TURBOJET AIRCRAFT For the Five Year Period Ended June 30, 1974**

Annual. Oct. 22, 1974.

5 p. no paging. † ASI/MF

Annual report on the number and cost of turbofan and turbojet aircraft sold by U.S. air carriers to U.S. and foreign air carriers and other organizations, FY70-74. Contains 4 tables, listed below.

**TABLES:**

[All tables show number, total and depreciated cost, realization value, and gain (or loss) for turbofans and turbojets sold by U.S. certified route and supplemental carriers, for the period FY70-74. Tables also show breakdowns by 4-engine turbojets and 2-, 3-, and 4-engine turbofans.]

1. Sales by quarter. (1 p.)
2. Sales by [individual] seller. (1 p.)
3. Sales by aircraft type [make and model, including average years in service]. (1 p.)
4. Sales by purchaser [individual U.S. and foreign scheduled and nonscheduled carriers, aircraft manufacturers and leasing corporations, and miscellaneous other organizations]. (2 p.)

**9144-8**

**SUMMARY OF AIRLINE TAXES, 1973**

Annual. Aug. 8, 1974.

4 p. no paging. † ASI/MF

Annual report presenting data on U.S. and foreign taxes paid by U.S. certificated route carriers, by carrier group and type of tax, 1969-73. Data are derived from carriers' reports on CAB Form 41. Contains 3 tables, listed below.

**TABLES:**

[“Classifications of Tax” are property, franchise, fuel, lubricating oil, gross receipts, normal income tax plus surtax, capital, payroll, sales and use, license and other fees, and other; by U.S. and foreign. “Carrier groups” are trunks, local service, all-cargo, and other.]

1. Summary of airline taxes by classification of tax and carrier group, 1973.
2. Summary of airline taxes by classification of tax, annually 1969-73.
3. Summary of airline income taxes [7 items] for [31 individual] certificated route carriers, 1973.

**9144-11**

**RECENT TRENDS IN AIRLINE UNIT COSTS, 1970-JUNE 1974**

Annual. Sept. 30, 1974.

7+A2 p. † ASI/MF

Annual report presenting data on trends in unit operating revenues and expenses of the domestic operations of domestic trunk airlines, quarterly and annually 1970-June 1974. Data are derived from carriers' reports on CAB Form 41. Contains 4 tables, listed below.

The 1973 annual report (see ASI Annual under this number) included data on both domestic and international trunk operations and covered 1957-73.

**TABLES:**

[All tables show data by quarter and for each 12 month period ending in a quarter, for 1970-June 1974. "Operating expense" is broken down by aircraft operating; and servicing, sales, and general.]

1. Unit operating revenues and expenses per overall revenue ton-mile.
2. Unit operating expenses per overall available ton-mile.
3. Financial and traffic growth rates [change over previous year for operating revenue, expense, and profit; and overall revenue and available ton-miles] and overall ton load factors.
4. Miscellaneous operational percentages.

**9144-12 RECENT TRENDS IN AIRLINE COST ELEMENTS, 1969-1973**

Annual. Nov. 5, 1974.  
 9+A1 p. † ASI/MF

Second annual report presenting data on trends in airline cost elements for domestic and international trunk, and local service operations, 1969-73. Data are compiled from carriers' reports on CAB Form 41. Contains 12 tables, described below.

The first annual report (see ASI 1974 Annual under this number) contained more detailed data and covered 1957-72; however, it included data on domestic trunk operations only.

**TABLES:**

[Tables show operating expenses and percentage distribution of operating expenses by:

- a. Functional groupings: 11 items of aircraft operating expense, and 14 items of servicing, sales, and general operating expense.
- b. Objective groupings: 11 items of salaries and related fringe benefits, 11 items of materials and service purchased, and 5 miscellaneous cost items.

Data are shown annually, 1969-73.]

- 1-4. Domestic trunk operations.
- 5-8. Local service operations.
- 9-12. International trunk operations.

**9144-13 AIRCRAFT OPERATING COST AND PERFORMANCE REPORT, 1972-73**

Annual. June 1974.  
 viii+106 p. •Item 177-A-1.  
 GPO \$2.65. ASI/MF  
 S/N 0306-00060. C31.259:8.

Annual report presenting data on operating expenses, performance, and characteristics of all aircraft types operated by U.S. certificated route air carriers, for 1972-73. Data are gathered through carriers' reports on CAB Form 41.

Contents: narrative introduction (p. iii-viii); 3 tables listed below (p. 1-80); and an appendix (p. 85-106) including:

- a. List of carriers and equipment types, aircraft depreciation rates, and methodology. (p. 85-98)
- b. Table with cost and performance data on supplemental carriers. (p. 99-103)
- c. Glossary. (p. 105-106)

ASI 1974

The same data in less detail, for fiscal years, is covered in a separate annual report. Also, annual revisions of cost and performance data on supplemental air carriers for fiscal years are covered in *Turbine Aircraft Operating Cost and Performance Report: U.S. Supplemental Air Carriers*. Both publications are available from CAB upon request.

**TABLES:**

[Each table shows:

- a. Cost of flying operations, maintenance, and depreciation per block hour and total operating cost per various measures of operation: 21 items.
  - b. Aircraft utilization, capacity, speed, productivity, fuel use and cost, and traffic: 22 items.
- All data are shown by:
- a. Domestic or international and territorial operation.
  - b. "Carrier group": domestic trunkline, local service carriers, helicopter carriers, intra-Alaska, intra-Hawaii, other passenger/cargo, and all-cargo.
  - c. Cabin configuration, "equipment group" (general aircraft types), and "equipment type" (specific company models).

Data are for 1972 and 1973.]

- I. Equipment group by carrier group. (p. 1)
- II. Equipment type by carrier group. (p. 11)
- III. Equipment type by individual carrier. (p. 33)

**9144-15 SECURITY INTEREST AND COMPENSATION OF CARRIER OFFICERS AND DIRECTORS, As of Dec. 31, 1973**

Annual. June 21, 1974.  
 4+A2 p. no paging. †  
 ASI/MF

Annual report consisting of 3 tables (3 p.) on salaries, and stock and security holdings of the officers and directors of the 44 certificated route and supplemental air carriers, during 1973. Also ranks 25 top paid airline executives. Data are derived from carriers reports on CAB Form 41.

**TABLES:**

[Tables 1-2 show data for each of 44 individual carriers, arranged by carrier group.]

1. Security interest of carrier officers and directors as of Dec. 31, 1973 [shows number of shares of common and preferred stock; number and value of debt securities; and percent of total issued].
2. Compensation paid to carrier officers and directors during 1973 [number of principal and remaining officers; total compensation paid to each group; and compensation as a percent of total operating expenses].
3. Top 25 officers and directors in terms of compensation during 1973 [name, title, carrier, salary, bonus, payment deferred, and compensation per million dollars of carrier operating revenue].

**9144-16 AIR CARRIER INDEBTEDNESS AND MAJOR HOLDERS OF DEBT, As of Dec. 31, 1973**

Annual. May 21, 1974.  
 7+A2 p. no paging. †  
 ASI/MF

Annual report consisting of 5 tables (7 p.) on airline indebtedness and major holders of airline debt, by individual carrier, as of Dec. 31, 1973. Data are derived from carriers' reports on CAB Form 41.

**TABLES:**

[All tables (except table 3) show data by individual carrier for trunks, local service, all cargo, and supplemental carriers. Tables 4-5 also show individual carrier data for other certificated carriers.

"Holding groups" are insurance companies, banks, airline suppliers, other identified holders, and unidentified holders. All data are as of Dec. 31, 1973.]

1. Air carrier indebtedness (long and short term) by major [individual corporate] lenders.
2. Percent of individual carriers debt held by various holding groups.
3. Top 25 [corporate] holders of long and short term debt [total value, percent of total debt, and number of carriers debt held].
4. Major [corporate] holder of individual carrier's debt [amount held and percent of total carrier debt].
5. Importance of convertible debt [shows value of convertible debt and relation to equity and total debt].

9148-19

Independent Agencies

---

**9148**  
**CIVIL AERONAUTICS BOARD**  
**Special and**  
**Irregular Publications**


---

**9148-19**    **CITIZEN AND ALIEN**  
 ★            **PARTICIPATION IN U.S.**  
               **INTERNATIONAL AIR**  
               **TRAVEL, 1964-73 and First**  
               **Half of 1974**  
               Dec. 1974. 13 p. †  
               ASI/MF

Narrative report comparing U.S. citizen and alien air passenger departures from the U.S. to selected other nations and world areas, annually 1964-73 and the first half of 1974. Data are derived from U.S. Immigration and Naturalization Service monthly published data (see ASI 1974 Annual, 6262-1).

Contents: narrative, with 7 charts (p. 1-10); and an appendix with 5 tables showing departures for both citizens and aliens to Israel, Africa, Europe, transpacific regions, Oceania, Caribbean area, Mexico, Central America, and South America (p. 12-13).

This report updates a similar report which covered 1963-72 and the first half of 1973 (see ASI 1974 Annual under this number).

---

**9164**  
**CONSUMER PRODUCT**  
**SAFETY COMMISSION**  
**Annuals and Biennials**


---

**9164-1**    **FISCAL YEAR 1974**  
               **TABULATION OF DATA**  
               **FROM NATIONAL**  
               **ELECTRONIC INJURY**  
               **SURVEILLANCE SYSTEM**  
               **(NEISS)**  
               Annual. 1974. 29 p. †  
               ASI/MF

Annual report for FY74 on accidents associated with consumer products used in and around the home and in recreational and institutional environments. Report is based on data from the National Electronic Injury Surveillance System (NEISS), which receives monthly reports from a sample of hospital emergency rooms.

Contents: extended table containing detailed listing of products, grouped under 18 product type headings, and listed by accident frequency rank. Total number of accidents and severity index ratings are given for each product.

Similar, but less detailed data, is published monthly in the *NEISS News* (see ASI 1974 Annual and all Supplements except 1 and 4, 9162-1).

**9164-2**    **CONSUMER PRODUCT**  
               **SAFETY COMMISSION,**  
               **Annual Report, FY74**  
               Annual. Oct. 1974. 114 p.  
               † ASI/MF

Second annual report of the Consumer Product Safety Commission on its activities in FY74 under the Consumer Product Safety Act, the Flammable Fabrics Act, the Federal Hazardous Substances Act, and the Poison Prevention Packaging Act. Appendices include injury analysis of accidents involving flammable fabrics.

Contents: 12 narrative chapters, with tables and lists, as follows:

- 1-2. Organization and injury data collection, including summary of FY74 data from National Electronic Injury Surveillance System (NEISS). (p. 3-12)
- 3-4. Regulations proposed under each act; petitions received, with current status; includes 6 tables. (p. 13-22)
5. Possible substantial hazard reports, with name of company, product, possible defect, initial notification date, action, and progress. (p. 23-37)
- 6-12. Compliance testing, with 3 tables; litigation, technical investigations and contracts, consumer information programs, with 3 tables; work with State and voluntary agencies, with 1 table; list of advisory committees. (p. 39-62)

Appendices (p. 65-114) include:

App. B. Analysis of flammable fabric data through FY74: includes 12 tables showing extent of burns, disposition of case, activity of person involved, ignition source, time and place of accident, and fabric items involved. Most data are also by age and sex. (p. 69-88)

App. C. Index to regulations, by product. (p. 91-98)

Appendix B replaces the annual report *Flammable Fabrics*, formerly published by FDA (see ASI 1974 Annual, 4064-1.)

**9166**  
**CONSUMER PRODUCT**  
**SAFETY COMMISSION**  
 Publications  
 in Series

**9166-3 HAZARD ANALYSES**  
 ★ † For individual bibliographic data, see below. ASI/MF  
 Series of reports analyzing injuries involving (but not necessarily caused by) various consumer products. Data are from the National Electronic Injury Surveillance System (NEISS) which receives reports from a national sample of hospital emergency rooms; in-depth investigations of injury cases; and various published Government and private reports and articles.

General format of reports: narrative report with summary charts and tables; statistical appendices showing injuries by age, sex, diagnoses, and body part affected; and summaries of in-depth investigations. For listing of previous reports, see ASI 1974 Supplement 11 under this number.

**9166-3.12: Football: Activity and Related Equipment (1211)**  
 [Dec. 1974. 21+13 p. NIIC 1211-74 H010.]  
 Covers calendar year 1973.

**9166-3.13: Mini-Bike Related Injuries (1263)**  
 [No. 1974. 21+13 p. NIIC 1263-74-1011.]  
 Covers calendar year 1973.

**9166-3.14: Injuries Related to Appliance Cords, Extension Cords and Replacement Wire (0621)**  
 [Nov. 1974. 12+17 p. NIIC 0621-74 1012.]  
 Covers FY73 data.

**9168**  
**CONSUMER PRODUCT**  
**SAFETY COMMISSION**  
 Special and  
 Irregular Publications

**9168-2 NEISS PRODUCT CODE LISTING**  
 ★ July 1974. 36 p. †  
 ASI/MF  
 Listing of consumer products in 23 product groups, with code number as in the National Electronic Injury Surveillance System (NEISS) Coding Manual. Listing is designed for use with *NEISS News* data tables (see ASI 1974 Annual and Supplements, 9162-1).

**9188**  
**ENVIRONMENTAL**  
**PROTECTION AGENCY:**  
**GENERAL**  
 Special and  
 Irregular Publications

**9188-4 ASSESSMENT OF THE POTENTIAL OF CLEAN FUELS AND ENERGY TECHNOLOGY**  
 ★ Feb. 1974. vii+184 p.  
 EPA-600/2-74-001.  
 ●Item 431-I-12. GPO \$2.60.  
 ASI/MF  
 EP1.23/2:600/2-74-001.

By Elton Hall et al. Study assessing potential of developing technologies, in conjunction with use of naturally clean fuels, to reduce fuel combustion air emissions from stationary sources and maintain air quality levels to year 2000. Includes projections of total emissions and effect on air quality, and recommendations for R&D priorities.

Contents:

- a. Conclusions, recommendations, and introduction. (p. 1-11)
- b. Projected total emissions under 3 scenarios with identical fuel consumption but differences in clean fuel allocations and technology used; includes 27 tables. (p. 12-56)
- c. Estimated air quality impact of projected emissions from different sources, using Indianapolis Air Quality Control Region (AQCR) as an example in 2 scenarios; includes 4 tables. (p. 57-70)
- d. Weighted assessments of various emission technologies by 6 basic criteria, and recommendations for optimum technology usages; includes 4 charts and 2 tables. (p. 71-97)
- e. References. (p. 98-99)
- f. 2 appendices with 33 tables presenting emission data for selected modules and 10 tables with calculations used in predicting Indianapolis AQCR air quality. (p. 100-184)

## 9208 ENVIRONMENTAL PROTECTION AGENCY: WATER

Special and  
Irregular Publications

### 9208-35 PESTICIDES IN THE ★ ILLINOIS WATERS OF LAKE MICHIGAN

Jan. 1974. vii+55 p.  
EPA-660/3-74-002.  
●Item 431-I-11. GPO \$1.25.  
ASI/MF  
EP1.23:660/3-74-002.

By Robert A. Schacht. Study to determine pesticides levels in Lake Michigan fish, sediments, and water; and water from Illinois streams and sewage plants tributary to Lake Michigan. Data are derived from analysis of samples obtained in 1970-72.

Contents: conclusions, recommendations, and detailed narrative report of findings, with 2 maps and 8 tables showing levels of each pesticide in each sample (p. 1-35); and 2 appendices on laboratory and field sampling methods (p. 45-55).

### 9208-36 REPORT TO CONGRESS ON ★ WATER POLLUTION CONTROL MANPOWER DEVELOPMENT AND TRAINING ACTIVITIES

Dec. 31, 1973. ii+91 p. †  
ASI/MF

Report to Congress on actions taken by EPA in training water pollution control manpower, as required by P.L. 92-500, the Water Pollution Control Act Amendments of 1972; includes estimates of future manpower needs and plans for improving training programs.

Contents:

- a. Discussion of impact of P.L. 92-500 on manpower needs and EPA training activities; summary of data from Report 92-36 on FY71 water quality manpower and projected FY76 manpower and training requirements, with 5 tables. (p. 1-17)
- b. Examination of changes in requirements and EPA training responsibilities as result of P.L. 92-500, with numerous text statistics. (p. 18-40)
- c. Review of water pollution control training programs involving EPA; with data, generally for FY71-74, on number of trainees in, and amount spent on, professional training, research fellowships, technical training and undergraduate scholarships, direct training by EPA, 5 interagency programs, and 2 programs in cooperation with States; includes 7 tables, and numerous text statistics. (p. 41-91)

This report supplements EPA Report to Congress, No. 92-36, Mar. 1972 (for description, see ASI 1974 Annual, 21648-3).

### 9208-37 ESTIMATING WATER ★ QUALITY BENEFITS

Aug. 1974. iii+82 p.  
EPA 600/5-74-014.  
●Item 431-I-19. GPO \$1.50.  
ASI/MF  
EP1.23/3:600/5-74-104.

By David L. Jordening. Critical review of published studies on the damages resulting from water pollution and the benefits of improving water quality. Report focuses on the scope and methodology of the studies reviewed. Specific water properties and pollutants are covered within the following use categories: recreation, esthetics, property values, and ecology.

Includes 11 tables and 9 appendix tables indexing the studies or presenting selected findings; and 134 references (p. 56-67, 82).

## 9218 ENVIRONMENTAL PROTECTION AGENCY: SOLID WASTE

Special and  
Irregular Publications

### 9218-15 PRIVATE SECTOR IN SOLID ★ WASTE MANAGEMENT

1973. viii+230 p. var. paging.  
SW-51d.1. ●Item 431-I-7. †  
ASI/MF EP1.17:51d.1.

Report presenting detailed statistics on the collection of solid wastes by private contractors in the U.S. Data were collected by personal interview of a national sample of contractors, Sept. 1970-May 1971.

Contains summary and highlights, with 5 charts and 13 tables (p. 1.1-1.19); detailed methodology for sample design, interview techniques, and data analysis (p. 2.1-2.78); and 5 chapters presenting narrative commentary and tabulations of data, cross-tabulated by company size, region, and SMSA population size, as follows:

- a. Volume of waste: 16 tables show customer market shares by company size, for residential, commercial, and industrial markets. (p. 3.1-3.18)
- b. Customers: 31 tables show tons collected per day, by size of contractor, for 3 categories of residential customers, and commercial and industrial customers; types of waste collected; and extent of service (curb pick-up and frequency). (p. 4.1-4.26)
- c. Equipment and manpower: 42 tables show distribution of truck types, by contractor size, collection type mix, and waste volume; manpower, by contractor size and truck mix; and use of special equipment such as compactors and stationary containers. (p. 5.1-5.41)
- d. Contractual arrangements: 26 tables show extent of direct contracting and government franchising, by contractor size, collection volume, and customer mix. (p. 6.1-6.22)
- e. Business structure: 13 tables cover characteristics of companies owned as proprietorships, partnerships, and corporations; age distributions of companies; and extent to which companies are subsidiaries or are engaged in related business such as land development or salvage. (p. 7.1-7.9)

Reference is made, in this report, to another volume containing base tables used in the analysis; that volume has not been issued.

### 9218-17 SOLID WASTE TRANSFER ★ STATIONS: A State-of-the-Art Report on Systems Incorporating Highway Transportation

1973. ix+160 p. SW-99.  
●Item 431-I-7. † ASI/MF  
EP1.17:99.

By Tobias A. Hegdahl. Report on trends in design, operation, and economics of truck-to-truck solid waste disposal systems used in urban areas to transfer route collection vehicle loads onto bulk haulers for out-of-city disposal. Examines existing systems in selected areas.

Contents:

- a. Background on use, equipment, and operations of transfer systems in U.S.; existing locations; costs relative to direct haul; and transfer systems; includes 7 tables and 9 charts and illustrations. (p. 1-26)
- b. Factors in selecting transfer system site; and description of 5 system types including advantages and disadvantages of each; includes 1 table on maximum motor vehicle measurements for each State and 40 charts and illustrations. (p. 27-81)
- c. Costs of building and operating transfer stations, based on data gathered in visits to selected stations; includes 4 tables. (p. 82-95)
- d. Bibliography. (p. 96-103)
- e. 6 appendices on: location and characteristics of transfer stations in U.S.; list of equipment manufacturers; a cost accounting system for transfer station operations; specifications for stationary compactors and enclosed transfer trailers; descriptions of sites visited; and comparison of 2 large-volume stations. (p. 104-160)

**9218-18 HOSPITAL WASTES**  
 36 p. SW-129.  
 •Item 431-I-7.  
 GPO, price not given.  
 ASI/MF EPI.17:129.

Summary of 3 studies conducted from 1966-71 on kinds and amounts of wastes hospitals discard and how the wastes are handled and disposed of; includes suggestions for improving hospital waste management. Narrative report includes text statistics, 5 charts, and complete bibliographic data on the 3 studies.

**9232 ENVIRONMENTAL PROTECTION AGENCY: PESTICIDES, RADIATION, AND HAZARDOUS MATERIALS**

**Current Periodicals**

**9232-1 RADIATION DATA AND REPORTS**  
 ★  
 Monthly. Approx. 50 p.  
 RDDRA 4 15(nos.)  
 •Item 498-B.  
 GPO: \$13.45 per yr.; single copy \$1.20. ASI/MF EP6.9:(v.nos.&nos.) 2525(74). 63-1122.

Monthly publication presenting data and interpretive reports from continuing radiation monitoring programs of Federal, State, and foreign governmental agencies and other organizations. Described below are interpretive reports appearing in Oct. issue. For description of regularly appearing data features and previous interpretive reports, see ASI 1974 Annual and Supplements under this number.

**INTERPRETIVE REPORTS:**

**OCTOBER 1974**

**9232-1.316: Environmental Monitoring and Disposal of Radioactive Wastes from U.S. Naval Nuclear-Powered Ships and Their Support Facilities, 1973**

By M. E. Miles et al (p. 625-646). Total radioactivity from 107 ships in 9 shipyards, 11 tenders and 2 submarine bases; 5 tables cover 1969-73.

**9232-1.317: Radionuclides in Foods: Monitoring Program**

By R. E. Simpson et al (p. 647-656). Report on amounts of radionuclides found in FY73 in samples of foods in eight composite food categories in 8 cities and in imported foods in 13 cities; narrative report with 10 tables, and 1 appendix table giving total diet market basket shopping list based on 1965 data.

**9244 EQUAL EMPLOYMENT OPPORTUNITY COMMISSION**  
**Annals and Biennials**

**9244-2 EMPLOYMENT PROFILES OF MINORITIES AND WOMEN IN 20 LARGE SMSA'S, 1972**  
 Annual. July 1974.  
 viii+193 p.+errata sheet.  
 EEOC Res. Rpt. 43.  
 •Item 1059-A-1. GPO \$2.25.  
 ASI/MF S/N 5203-00039.  
 Y3.Eq2:11/974-43.

Annual report analyzing minority and women's employment in 20 large SMSA's during 1972 and changes since 1970. Based on official reports filed by companies employing 100 or more workers, as required by Title VII of the 1964 Civil Rights Act. Text also includes demographic data, median years of schooling, and median incomes for selected groups compared with Anglo males in each SMSA.

Contents: introduction (p. iii); definitions (p. vii); U.S. summary with 7 tables (p. 1-8); and narrative report for each SMSA, listed below, followed by 4-7 tables, listed below, and 2-4 charts. (p. 9-193)

**SMSA's:**

- Atlanta, Ga. (p. 9)
- Baltimore, Md. (p. 17)
- Boston, Mass. (p. 25)
- Chicago, Ill. (p. 33)
- Cleveland, Ohio (p. 43)
- Dallas, Tex. (p. 51)
- Denver, Colo. (p. 61)
- Detroit, Mich. (p. 71)
- Houston, Tex. (p. 79)
- Los Angeles-Long Beach, Calif. (p. 89)
- Memphis, Tenn.-Ark. (p. 101)
- Miami, Fla. (p. 109)
- Newark, N.J. (p. 119)
- New Orleans, La. (p. 129)
- New York City (p. 139). One table (p. 137) is miscollated.
- Philadelphia, Pa.-N.J. (p. 149)
- St. Louis, Mo.-Ill. (p. 157)
- San Francisco-Oakland, Calif. (p. 165)
- Seattle-Everett, Wash. (p. 177)
- Washington, D.C.-Md.-Va. (p. 187)

**TABLES:**

[Occupational categories include 5 white- and 3 blue-collar categories and service workers.

Data on Spanish surnamed Americans, including an additional table similar to table 2, are shown for Chicago, Dallas, Denver, Houston, Los Angeles, Miami, Newark, New York, and San Francisco.

Data on Asian Americans and American Indians, including additional tables similar to table 2, are shown for Los Angeles, San Francisco, and Seattle.]

[1] Occupational distribution of workers, 1972 [for Anglo males, minority males, Anglo

females, and minority females, percentage of each group holding jobs in 9 occupational categories].

[2] Participation rates and occupational distribution of black employees, 1970-72 [total number of employees, percent of jobs held by blacks, and distribution of blacks holding jobs, by occupational category and year].

[3] Participation rates and occupational distributions of female employees, 1970-72.

[4] Participation of females and minorities in the top 10 industries [number of employees, percent of jobs held by females, blacks, Spanish surnamed Americans, Asian Americans, and American Indians, by occupational category for each of the 10 industries having the greatest number of employees].

---

**9262**  
**FARM CREDIT**  
**ADMINISTRATION**  
Current Periodicals

---

**9262-1 FARM CREDIT FACTS, FY74**  
Semiannual. Oct. 1974.  
2 p. no paging.  
FCA Circ. 49. † ASI/MF  
FCA1.4:49/974-2.

Semiannual report by the Farm Credit Administration covering FY74 operations of all Farm Credit Banks and Assns, including: net worth; value of capital investment; accumulated savings; value of all outstanding loans, including loans to farmers; average interest charge; and value and average cost of bonds outstanding.

Contains a brief narrative summary; and 1 table, described above, for each of the following systems: banks for cooperatives, Federal Land Banks, and Production Credit Assn, and Federal Intermediate Credit Banks. Tables show values for June 30, 1974 and 1973 and include annual percent changes.

For annual data on loans outstanding by State, see *Loans and Discounts of Farm Credit Banks and Associations* (ASI 1974 Annual, 9264-1).

---

**9264**  
**FARM CREDIT**  
**ADMINISTRATION**  
Annuals and Biennials

---

**9264-4 NONREAL ESTATE FARM DEBT, 1974**  
Annual. Nov. 1974.  
12 p. no paging. Stat. Bull. 9.  
† ASI/MF FCA1.3/2:9.

Annual report showing amount of nonreal estate farm debt outstanding, by commercial banks and other institutional lenders, selected years 1910-74. Data are primarily from USDA and FDIC records.

Contents: narrative summary (2 p.); 3 charts; and 10 tables, listed below (10 p.).

**TABLES:**

[Institutional lenders include Farmers Home Administration, merchants and dealers, commercial banks, production credit assns, and Federal intermediate credit banks lending to other credit institutions.

Districts refer to the 12 Farm Credit System districts. All data refer to Jan. 1 of the given year.]

1. Estimated total amount of nonreal estate farm debt outstanding, U.S., 1910-74 [every 5 years 1910-50, yearly thereafter].
2. Assets and nonreal estate farm loans held by insured commercial banks, 1973-74 [nonmembers and members, Federal Reserve System].
3. Amount of annual change in outstanding nonreal estate farm debt, by lender, 1965-73.
4. Percentage change in nonreal estate farm debt held by institutional lenders, by district, 1973-74.
- 5-6. Amounts of nonreal estate farm loans held by institutional lenders, by State, 1974 and 1973.
7. Percentage distribution of nonreal estate farm loans held by institutional lenders, by State, 1973-74.
8. Percent of total institutional nonreal estate debt held by production credit assns, 1950-74 [selected years].
9. Non-Federal Reserve member insured commercial banks: number of banks and amount of nonreal estate farm loans held.
10. Estimated total farm debt outstanding, 1910-74 [every 5 years 1910-50, yearly thereafter].

**9284  
FEDERAL COMMUNICATIONS  
COMMISSION  
Annuals and Biennials**

**9284-2 TV BROADCAST FINANCIAL  
DATA, 1973**

Annual. Aug. 28, 1974.  
52 p. no paging. ‡ ASI/MF

Annual report, for 1973, tabulating time sales, advertising revenues, expenses, employment, and other financial data, for TV networks and stations. Data are compiled from reports filed by networks and stations with the FCC.

Report contains 29 tables, listed below.

Similar TV broadcast financial data are also reported in the *FCC Annual Report* (for description of the FY73 report, see ASI 1974 Supplement 10 under 9284-4).

**TABLES:**

**9284-2.1: Revenues, Expenses, Profits, and Losses**

[Data are for 1973, unless otherwise noted. In tables 2, 3, 7, 10, 13, and 14, stations are classified as network owned or independent, and as UHF or VHF.]

- 1a. Gross advertising revenues [by network, national, or local spot; industry totals], 1963-73. (1 p.)
- 1b. Broadcast revenues, expenses and income [industry totals], 1963-73. (1 p.)
2. Broadcast revenues, expenses, and income of TV networks and stations, 1972-73. (1 p.)
- 2a. Revenues, CC expenses and income of independent TV stations, 1970-73. (1 p.)
3. Broadcast financial data of 3 national TV networks and 692 stations. (1 p.)
4. Commercial TV stations [VHF, UHF, total] in operation. (1 p.)
5. Revenue and expense items for all TV stations reporting. (2 p.)
- 5a. Revenue and expense items for UHF network affiliated TV stations. (2 p.)
- 5b. Revenue and expense items for UHF independent TV stations. (2 p.)
- 5c. Revenue and expense items for VHF network affiliated TV stations. (2 p.)
- 5d. Revenue and expense items for VHF independent television stations. (2 p.)
6. Revenue and expense items of 3 national TV networks. (2 p.)
7. Number of TV stations reporting profit or loss, by amount of profit or loss. (1 p.)
8. Number of VHF stations reporting profit or loss, by volume of broadcast revenues. (1 p.)
9. Number of UHF stations reporting profit or loss, by volume of broadcast revenues. (1 p.)
10. Broadcast expenses of 3 networks and TV stations. (1 p.)
11. Principal expense items of VHF TV stations with time sales of \$25,000 or more, classified by volume of revenues. (1 p.)
12. Principal expense items of UHF TV stations with time sales of \$25,000 or more, classified by volume of revenues. (1 p.)

13. Investment in tangible broadcast property of TV networks and 666 TV stations as of Dec. 31, 1973. (1 p.)
14. Total employment for networks and 666 TV stations, as of Dec. 31, 1973. (1 p.)
15. Number of TV stations reporting payments to proprietors, partners, or stockholders. (1 p.)
16. Relationship of TV station losses to reported payments to proprietors, partners, and stockholders, and to reported depreciation expense. (1 p.)

**9284-2.2: Individual Market Data**

17. Individual TV market data [number of stations; advertising revenue, national and local; broadcast revenues, expenses, and income; for 295 TV markets]. (7 p.)
18. Total broadcast revenues and value of trade outs and barter transactions by market. (6 p.)

**9284-2.3: Small Market Stations**

19. Revenue and expense items for TV stations outside 100 major markets. (3 p.)
20. "Small market" TV stations: revenues, expenses, and income, 1970-73. (1 p.)
21. Number of small market TV stations reporting profit or loss by amount of profit or loss. (1 p.)
22. Number of small market VHF TV stations reporting profit or loss, by volume of broadcast revenues. (1 p.)
23. Number of small market UHF TV stations reporting profit or loss by volume of broadcast revenues. (1 p.)

**9302  
FEDERAL ENERGY  
ADMINISTRATION  
Current Periodicals**

**9302-1 PETROLEUM SITUATION  
REPORT**  
Weekly. Approx. 2 p. †  
ASI/MF

Weekly summary report on U.S. petroleum industry operations and activity. Contains brief analysis of highlights, and 4 charts and 2 tables. Tables show production, imports, apparent demand, and stocks of crude oil, motor gasoline, jet fuels, distillate and residual fuel oil for the week of cover date and the previous week. Data include comparisons to the same weeks of the previous year and 4 week averages, current and previous year.

During Nov. report was published biweekly.

A weekly statistical report containing production and import data by PAD district is also published (see ASI 1974 Supplement 6, 9302-2).

This abstract replaces previous abstracts appearing under this number.



## 9304 FEDERAL ENERGY ADMINISTRATION

### Annuals and Biennials

#### 9304-5 FEDERAL ENERGY MANAGEMENT PROGRAM, FY74

★  
Annual. Nov. 1974.  
31+A24 p. ASI/MF

First annual report on energy saved within Federal Government during FY74, in response to a Presidential Order of June 29, 1973, setting a 7% fuel reduction goal. Data are based on quarterly reports from the 11 cabinet depts and NASA, GSA, VA, AEC, and EPA; all data are shown for each agency.

Contents: narrative report outlining agency programs and accomplishments (p. 1-30); appendices with 2 charts and 5 tables, listed below, and summary sheets on energy consumption, described below (p. A-8 to A-24).

#### TABLES:

- I. Energy conservation performance by agencies, FY74. (p. A-1)
- II. Summary: energy conservation in vehicles and equipment operations, BTU's saved by quarter, FY74. (p. A-4)
- III. Summary: energy conservation in buildings and facilities, BTU's saved by quarter, FY74. (p. A-5)
- [IV] Energy conservation performance, 4th quarter, FY74. (p. A-5)
- V. Summary: electrical energy conservation performance, Washington, D.C. Headquarters Buildings. (p. A-7)

Summary sheets for each agency show FY73 and FY74 energy consumption levels, by type of fuel, for buildings and facilities, and vehicles and equipment operations.

Current information is published quarterly in *Federal Energy Reduction Program* (see ASI 1974 Supplement 6, 9302-4).

## 9306 FEDERAL ENERGY ADMINISTRATION

### Publications in Series

#### 9306-1 NATIONAL PETROLEUM SUPPLY AND DEMAND: Technical Reports

★  
† For individual bibliographic data, see below. ASI/MF

Series of reports documenting technical procedures and assumptions used by the FEA to forecast crude oil and petroleum product supply and demand for varying periods from July 1974.

Most historical data used in forecasts are from the Bureau of Mines *Monthly Petroleum Statement* (see ASI 1974 Annual, 5612-1.22), supplemented by industry trade assn and other published data.

General format of each report is a narrative description of forecasting procedures, including changes in methodology and data base from previous forecasts; monthly supply and demand forecasts at selected hypothetical demand levels; and explanation and presentation of computer data base files. Most product forecasts are made by Petroleum Administration for Defense (PAD) districts.

For description of previously received reports, see ASI 1974 Supplements 7 and 10 under this number.

#### 9306-1.5: National Petroleum Product Supply and Demand, Oct. 1974-75

[FEA Tech. Rpt. 74-5. Nov. 8, 1974. xii+187 p. S/N 4118-00035. \$2.65.]

Presents supply and demand forecasts for 8 petroleum products by PAD districts, monthly Oct.-Dec. 1974, and monthly and quarterly Jan.-Dec. 1975. Includes base case and high demand level forecasts, with selected comparisons of past forecasts to actual consumption.

Contents: executive summary with 3 tables (p. viii-xiii); introduction and explanation of forecasting procedures (p. 1-22); inventory and production forecasts by product and district (p. 23-32); supply-demand balance forecasts by product and district, and national shortfall summaries (p. 33-127).

An appendix (p. 131-187) shows the data file for the base case and high demand levels.

Report updates Technical Report 74-4 (for description see ASI 1974 Supplement 7, 9306-1.4).

## 9307 FEDERAL ENERGY ADMINISTRATION

### Project Independence

#### A NOTE ABOUT PROJECT INDEPENDENCE

Project Independence was initiated in Mar. 1974 to provide a comprehensive analysis of U.S. energy resources and facilities under certain assumed conditions through 1985. For description of full series and previously published volumes, see ASI 1974 Supplement 11, under this number. Facilities, manpower, transport, materials, and finance volumes are abstracted below.

#### 9307-13 PROJECT INDEPENDENCE: FACILITIES

★  
Nov. 1974.  
v+583 p. var. paging.  
GPO \$6.40. ASI/MF

Task Force Report on requirements, constraints, and environmental effects of typical energy conversion and transport facilities, including current and projected capacities for selected facilities to 1990. Most projections are made by region for 2 energy strategies, business as usual and accelerated development.

Data are from private research or industry groups, including General Electric Co., under a contract to the FEA, and from the FPC and other Government agencies.

#### Contents:

- Chap. I-II. Narrative introduction and explanation of methodology and scope. (21 p.)
- Chap. III-VII. Typical facility production specification data for oil refinery units, gas processing plant, deep draft ports, liquid gas terminal facilities, and electric power generation and delivery. (480 p.)
- Chap. VIII. Current and projected possible capacities to 1990, by facility and region, including hydroelectric projects. (82 p.)

Report statistical contents are described below.

#### 9307-13.1: Typical Facility Data

General format for each section is a technical description of the facility; capital, materials, and manpower requirements; construction and operations constraints; environmental considerations; and selected policy considerations for an accelerated development strategy. Statistical tables in each section are based on a business as usual strategy and include the following:

#### OIL REFINERIES

- a. Major costs and requirements for 2 refinery units; summary, and breakdowns for manpower and materials-equipment; 3 tables. (p. iii21-iii30)
- b. Ambient air quality standards in California, by pollutant, 1963-73; 1 table. (p. iii54)
- c. Petroleum refinery percent improvement in emissions 1960-74; and water effluent treatment annual costs; 3 tables. (p. iii56-iii68)

**DEEP WATER PORTS**

- d. Representative deep water port facilities, 3 coastal regions; and facility data summary, materials-equipment, and construction man-hours breakdowns; 6 tables. (p. v25-v40)
- e. Selected characteristics of 5 deep water port facilities, 3 coastal regions; construction costs, materials-equipment, and man-hours required by port; 6 tables. (p. v25-v40)
- f. Cost assumptions for selected material and equipment items; 1 table. (p. v43)

**TERMINAL FACILITIES**

- g. Worldwide registry of 9% nickel liquefied natural gas (LNG) storage tanks, by company and capacity; 1 table. (p. vi8)
- h. LNG terminal construction costs, material-equipment, and man-hour requirements; and cost data assumptions; 2 tables. (p. vi22-vi30)
- i. Liquefied petroleum gas (LPG) terminals, selected characteristics of present and planned terminals; and costs and cargo specifications of planned terminals at Philadelphia, Norfolk, and Houston; 4 tables. (p. vi64-vi67)

**FOSSIL FUEL ELECTRIC POWER PLANTS**

- j. Craft timing, by occupation and job-year, for selected plants, 1980-90; 7 tables. (p. vii89-vii95)
- k. Capacity estimates, 3 plant types, 1980-90; 1 table. (p. vii144)
- l. Cost estimates, 3 plant types, 1980-90; 11 tables. (p. vii145-vii153)
- m. Plant data specification sheets, by type of plant and region, 1980-90. (p. vii155-vii210)

**ELECTRIC POWER TRANSMISSION AND DISTRIBUTION**

- n. Total transmission and distribution data specifications, 2 energy strategies, 1974-90; and costs and requirements assumptions; 17 tables. (p. vii227-vii243)
- o. Overhead transmission circuit miles in service, 69 KV and above, 1957-83; and projected growth 1974-89; 2 tables. (p. vii251-vii252)

**9307-13.2: Current and Projected Capacities**

Includes the following:

- a. Gas processing capacity, by district and by plant, 1973-74; 2 tables. (p. viii3-viii7)
- b. Oil refineries; capacity by district and planned expansions by company and district, 1974; capacity and new refinery requirements for 2 energy strategies, 1977-90; 6 tables. (p. viii16-viii22)
- c. Installed electrical capacity by district and plant type, 1973-74, and planned additions, 1978-80; 3 tables. (p. viii26-viii28)
- d. Electric generating plant conversion potential from oil and gas to coal, by region; 1 table. (p. viii29)
- e. Hydroelectric power generation investment required for 2 energy strategy production levels, contiguous U.S. and Alaska, 1974-90; 2 tables. (p. viii39-viii40)

- f. Hydroelectric power developed, under construction, and planned, by region, type, and project, 1974; 5 tables. (p. viii41-viii48)
- g. Materials and manpower requirements for hydroelectric generation, by region, 2 energy strategies 1974-90; 11 tables. (p. viii49-viii68)

**9307-14 PROJECT INDEPENDENCE: LABOR REPORT**

★  
Nov. 1974. 187 p.  
GPO \$2.65. ASI/MF  
S/N 4118-00019.

Task Force Report estimating direct labor requirements of energy industries under 2 Project Independence energy strategies, business as usual and accelerated development, 1974-90. Includes data on energy related employment, 1960-73.

Requirements projections are considered preliminary, since they are based on preliminary resource task force data as well as historical employment data. Separate projections are made for construction personnel and for operations-maintenance personnel. Report also establishes 71 standard occupational categories for use throughout Project Independence series.

Contents: narrative chapters with interspersed tables, as outlined below.

- I. Introduction. (p. 1-13)
- II. Labor in the energy sector, 1960-73; with 8 tables, described below. (p. 14-35)
- III. Labor requirements for Project Independence, 1977-90; with 63 tables, described below. (p. 36-150)
- IV. Labor policy alternatives. (p. 151-162)
- V. Methodological appendix; with 1 table showing energy occupations as percentages of total employment, 1973 (p. 163-187).

**TABLES:**

**9307-14.1: Energy Sector Employment**

- a. All employment and construction employment, by occupation, 1973; and employment in energy related industries, 1960-73; 3 tables. (p. 15-19)
- b. Construction related to energy production, 1963-73; and construction employment by type of contract, and seasonal variations, 1960-73; 5 tables. (p. 27-33)

**9307-14.2: Labor Requirements**

Contains 1 table summarizing projected new facility energy production (p. 38); and for each energy industry a summary table of employment and production, selected years 1960-73, and construction and operations/maintenance labor requirements by occupation, selected years 1974-90, as follows:

- a. Coal mine, by region; 7 tables. (p. 43-56)
- b. Nuclear generating plants; 8 tables. (p. 62-69)
- c. Crude petroleum and natural gas exploration and extraction, production by region; 4 tables. (p. 75-81)
- d. Oil refineries; 6 tables. (p. 83-91)
- e. Gas processing plants; 7 tables. (p. 93-97)

- f. Oil shale; 5 tables. (p. 100-105)
- g. Synthetic fuels from coal; 4 tables. (p. 109-114)
- h. Fossil fuel electric power generation; 4 tables. (p. 117-123)
- i. Total Project Independence labor requirements, by industry sector; 5 tables. (p. 125-131)
- j. Engineering labor requirements 1977-90, and supply 1973-85; employment by industry 1972, and earned degrees 1970-85; 4 tables. (p. 134-138)
- k. Scientist requirements, for chemists, geologists/geophysicists, and physicists, 1973-90; 6 tables. (p. 141-146)
- l. Construction trades requirements, 1973-90; 1 table. (p. 148)

**9307-15 PROJECT INDEPENDENCE: ANALYSIS OF REQUIREMENTS AND CONSTRAINTS ON THE TRANSPORT OF ENERGY MATERIALS. VOL. 1**

★  
Nov. 1974. 325 + A56 p.  
GPO \$4.50. ASI/MF  
S/N 4118-00025.

Vol. I of transport task force analysis of regional energy materials movement, estimating amounts of coal, oil, and gas produced by supply region, and consumed by demand regions and electric utility districts. Includes projected incremental energy material region-to-region movements by railroad, waterway, pipeline, and truck, 1977-90.

Projections are made for 2 FEA production cases: low production-high imports; and high production-low imports. These cases are based on selected industry and task force preliminary data. Documentation and data base methodology are presented in Vol. II (see 9307-16, below).

Contents: chapters I-IX and Appendix, as follows:

- I. Summary and introduction. (23 p.)
- II. Description of 12 possible energy strategies, and characteristics of 1970-71 transport of energy materials; 1 table. (51 p.)
- III. Methodology description; with 17 tables showing projected incremental supply-demand flows of coal, oil, and gas by region, transport mode, and FEA production case, 1985. (38 p.)
- IV. Rail transport of coal; equipment and manpower requirements by region, equipment category, and incremental flows of high and low sulfur content coal, 1972 and projected to 1985; 51 tables. (73 p.)
- V. Waterways transport of coal; equipment and investment requirements, for incremental flows of high and low sulfur content coal, by region and waterway, 1985; 25 tables. (50 p.)
- VI. Oil and gas pipelines; incremental flows, required capacity additions, equipment and investment requirements by commodity and region, including Alaska, 1972 and 1985; 9 tables. (21 p.)
- VII[1]. Coal slurry pipelines, incremental flows; investment, material, and construction labor requirements, and amounts of rail equipment freed, by selected production levels and regions, 1985; 12 tables. (26 p.)

VII[2]. Coal movements by truck; by origin and destination regions and States, 1972; 3 tables. (14 p.)

VIII. Overall energy flows and requirements; by transport mode and region, 1985; 6 tables. (11 p.)

IX. Energy policy options by transport category. (18 p.)

App. A. Explanation of data base (p. A1-A4); and 48 tables showing FEA low case (p. A7-A30) and high case (p. A33-A56) aggregate supply, allocation, production, percent of consumption, and new facilities required, by supply region, 1977-90.

**9307-16 PROJECT INDEPENDENCE: INPUTS TO THE PROJECT INDEPENDENCE EVALUATION SYSTEM INTEGRATION MODEL FOR THE TRANSPORT OF ENERGY MATERIALS. Vol. 2**  
 Nov. 1974.  
 iv+222 p. var. paging.  
 GPO \$3.00. ASI/MF  
 S/N 4118-00030.

Vol. 2 of transport task force analysis of regional energy materials movement and transport mode requirements, 1977-90. Presents methodology, and raw and standardized data bases for projections in Vol. 1 (see 9307-15, above).

Contents:

Chap. I-II. Introduction and explanation of methodology. (13 p.)

Chap. III-VII. Review of input data and methodology used to develop projected capacities and cost, time, and resource requirements for transport of coal by rail and waterway, of oil and gas by pipeline, and of oil by waterways, and for coal slurry pipelines. (168 p.)

Chap. VIII. Standard input tables for FEA model, by mode of transport, energy material, and region. (41 p.)

Report includes 93 raw data tables interspersed throughout Chapters III-VII, and 33 standard tables in Chapter VIII. Tables are structured for requirements of the Project Independence computer evaluation system, using resource task force assumptions and published industry and Government agency reports. Since most tables do not represent actual transport data, they have not been abstracted in detail.

**9307-17 PROJECT INDEPENDENCE: AVAILABILITIES, REQUIREMENTS, AND CONSTRAINTS ON MATERIALS, EQUIPMENT, AND CONSTRUCTION**  
 Nov. 1974.  
 474 p. var. paging.  
 GPO \$5.65. ASI/MF  
 S/N 4118-00020.

Task Force Report estimating the availability of 26 categories of raw materials, components, and equipment, under 2 assumed energy production levels through 1990. Estimates are projected for a slight increase in production (Scenario B); and a larger increase, holding oil production constant but increasing surface coal production (Scenario C).

Report was prepared under the chairmanship of the Commerce Dept and includes data from Government, industry, and private consultant studies.

Contents: executive summary with 1 table, and the following sections:

I. Introduction. (3 p.)

II. Methods and results. Includes description of categories, requirements, availabilities; outlook for problem items; and 1 table (p. 16-22) summarizing availabilities and requirements by item, 1973-90. (22 p.)

III. Constraint analyses. Shortfalls at 2 energy production levels for steel, walking draglines, turbines, nuclear steam supply system pressure vessels, oil field drilling rigs, and oil country tubular goods; with charts and 9 tables. (22 p.)

IV. Background data. Description of production scenarios; potentially critical items import-export data, 1967, 1971-72; energy and nonenergy sector use, 1977-90; and summary of need or lead times; with charts and 8 tables. (35 p.)

V. In depth analyses. Item-by-item availability of 26 material and equipment categories for each production scenario, with tables described below. (384 p.)

#### 9307-17.1: In-Depth Analyses Tables

Section V is primarily narrative, discussing for each item: its function in energy production; supply-demand and export-import trends; future production and capacity; industry technology; and special considerations. An appendix to the discussion of steel (items x, y, z) is also included.

Most item analyses include a brief text table covering production capacity to 1990. More substantial tables are described below:

a. Construction equipment exported 1967-73, produced 1958-73; and in inventory 1963-72; 3 tables. (p. Vg6-Vg10)

b. Industrial explosives and blasting agents, domestic sales and percentage distribution 1972; production establishments and employees by region, and selected values 1972; and production 1961-73 and 1977-90; 5 tables. (p. Vm12-Vm16)

c. Active rotary rigs 1956-74; oil country tubular goods imports by country 1972-74; inventory, receipts, consumption, and sales by type 1973-74; U.S. exports by country 1972-74; and total production 1977-90; 6 tables. (p. Vp5-Vp12)

d. Power transformers energy use; manufacturing capacity 1969-90; demand 1974-82; and production 1977-90; 5 tables. (p. Vr9-Vr13)

e. Railroad open hopper cars by use 1969 and 1972; total cars and capacity Jan. 1974; and shortages 1973-74; 3 tables. (p. Vt2-Vt6)

f. Railroad freight cars installed 1958-73; delivered 1969-73; diesel locomotive units 1958-72; delivered U.S. or export 1972-73; and freight car and locomotive construction capacities 1974-90; 8 tables. (p. Vt5-Vt21)

g. Electric generating capacity additions selected units and years 1973-90; and types of fuel by projected size ranges; 4 tables. (p. Vu5-Vu7)

h. Steel shipments by year and by product category 1964-73; by market classification 1973; supply of selected items 1973; and energy sector use 1973-74; 9 tables. (p. Vx5-Vx17)

i. Steel mill products production capacity and import projections 1974-90; and import requirements and trade balance 1955-90; 7 tables. (p. Vx20-Vx38)

j. Steel castings domestic shipments and exports 1953-73; and capacity projections 1977-90; 4 tables. (p. Vy3-Vy20)

k. Steel forgings shipments and exports-imports 1953-73; annual capacity 1970; and net domestic availability 1977-90; 4 tables. (p. Vz5-Vz17)

l. Pollution abatement capital investment requirements for existing steel capacity 1973-83 and for shut-down replacements 1974-76; 2 tables. (App. p. 11-13)

m. Critical ferroalloys to steel industry, selected consumption and production data 1968-2000; 3 tables. (App. p. 37-40)

n. Steel production selected data by company and State 1973, and by products selected periods 1964-73; 13 tables. (App. p. 57-86)

o. Distribution of steel castings sales by end use 1972; 1 table. (App. p. 90)

**9307-18 PROJECT INDEPENDENCE: FINANCING REQUIREMENTS OF THE ENERGY INDUSTRIES, And Capital Needs and Policy Choices in the Energy Industries**  
 Nov. 1974.  
 xii+255+App36 p.  
 GPO \$3.85. ASI/MF  
 S/N 4118-00024.

Task Force Report in 3 parts, outlined and described below, analyzing U.S. financial capacity to support the goals of Project Independence through 1985; energy industries external financing requirements 1975-90; and energy expansion capital investment requirements and related Federal Government policy choices 1974-90.

Report was prepared by FEA and the Federal Reserve Board of Governors on the basis of energy resource requirements projected by each Project Independence resource task force, and private consultant economic forecasts.

#### 9307-18.1: Part 1. Financing Project Independence

(p. 1-101) Report analyzing projected U.S. economic growth through 1985, including energy share of total investment, U.S. trade balance and international capital markets, and private sector financial flows.

Includes statistical section with 41 tables, described below:

a. Data Research, Inc. economic projections for 1974-85, including overall economy; GNP; consumption expenditures; business investment and inventories; government finance; labor force; prices, wages and productivity; corporate profits; national income; and interest rates; 20 tables. (p. 48-67)

b. Major oil exporting areas 1974 revenues; size and oil revenue distribution of world

- capital markets in 1972; and U.S. balance of payments with OPEC countries 1974-85; 5 tables. (p. 68-72)
- c. U.S. income and product accounts distribution 1955-85; credit market debts and supply 1954-85; private sector financial accounts 1954-85; and U.S. Government securities 1954-85; 16 tables. (p. 73-101)

- h. Geothermal dry steam power plant costs, 1971; 1 table. (p. 91)
- i. Appendix A summary tables of energy demand 1970-85; and comparison of electric power forecasts 1970-90; 6 tables. (p. A5-A13)
- j. Appendix B investment and demand projections base data by industry sectors 1974-90; 13 tables. (p. B3-B23)

**9307-18.2: Part 2. Financing Requirements of the Energy Industries**

Report analyzing external financing requirements of public utilities, petroleum, and mining industries, under a business as usual strategy, 1975-90.

Includes the following tables:

- a. Public utilities uses and sources of funds 1969-73 and 1973-90; 2 tables. (p. 16-19)
- b. Petroleum refining industry uses and sources of funds 1969-73, and selected financial projections 1975-90; 2 tables. (p. 25-29)
- c. Mining industry uses and sources of funds 1969-73; for 5 largest independent coal companies 1969-73; and projected industry funds 1973-90; 3 tables. (p. 31-37)
- d. Revised projections of uses and sources of funds for public utilities and mining industries, 2 energy strategies, 1973-90; 4 tables. (p. 56-59)

**9307-18.3: Part 3. Capital Needs and Policy Choices in the Energy Industries**

Report analyzing trends in energy consumption and capital requirements and availability for 6 industry sectors at 3 demand levels, 1974-90. Industry sectors are electric utilities, nuclear power, coal mining, oil and gas, solar energy, and geothermal power.

Capital requirements projections are made for high demand, low demand, and high electric demand cases, 1974-90.

Contents: text with 24 tables, described below (p. 1-95); and 2 appendices with 19 tables, also described below (36 p.).

- a. Total investment requirements by industry sector 1974-90; and special conservation case total energy demand and capital requirements 1974-90; 2 tables. (p. 7-9)
- b. Electric utilities consumption 1970-85; and percent of total U.S. credit market funds 1970-72; 2 tables. (p. 20-24)
- c. Uranium mining, milling, and enrichment cycle capital requirements 1973-90; 1 table. (p. 38)
- d. Coal recoverable reserves by area and type, 1974; projected capital requirements 1973-85; coal slurry pipeline costs 1974; and capital investment for conversion 1974-90; 5 tables. (p. 49-63)
- e. Natural gas supply-demand balance 1970-90 and oil balance 1970-85; development expenditures 1970-74; oil reserve additions 1972-85; and oil and gas capital requirements 1974-90; 7 tables. (p. 67-75)
- f. Oil shale production estimates 1980-85; required capital 1974-90; and Federal lease program production potential; 3 tables. (p. 80-81)
- g. Solar energy systems estimated collector areas, new and existing construction; and sales and energy savings 1980-85; 2 tables. (p. 87-88)

**9312  
 FEDERAL HOME LOAN BANK  
 BOARD  
 Current Periodicals**

**9312-1 FEDERAL HOME LOAN BANK BOARD JOURNAL**  
 Monthly. Approx. 50 p.  
 Item 597-A.  
 GPO: \$14.60 per yr.; single copy \$1.25. ASI/MF  
 FHL1.27:(v.nos.&nos.)  
 1965(74).

Monthly journal of the Federal Home Loan Bank Board (FHLBB). Includes articles relating to market activity and services, and a statistical series covering: mortgage and housing market performance, and financial condition of Federal Home Loan Banks (FHLB) and savings and loan assns (S&LA's) insured by the Federal Savings and Loan Insurance Corp. (FSLIC).

Each issue contains:

- a. 5-8 articles.  
 b. News of FHLBB appointments.  
 c. FHLBB regulations, rulings, and proposals.  
 d. 33 monthly tables; and 9 quarterly tables, listed below.

The Apr. issue is the annual report of the FHLBB, and includes reports on activities of its principal offices in lieu of other articles, and 11 additional tables, also listed below.

The Dec. issue contains a cumulative category index for the year. News releases are published occasionally, presenting preliminary data from selected statistical series.

This abstract replaces that in ASI 1974 Annual under this number and reflects changes in table listing as of Nov. issue, for monthly tables, and Dec. issue, for quarterly tables.

**TABLES:**

[Data are current to 2 months before publication. Most tables include monthly or quarterly comparisons for 2 years preceding month of coverage and annual comparisons for 3-5 additional years.]

**9312-1.1: Monthly Tables**

**GENERAL FINANCIAL DATA**

- S.1.1. Security yields and rates [short-term U.S. Govt obligations; long-term bonds and mortgages].  
 S.1.2. Measures of money stock and time and savings accounts [by type of institution].  
 S.1.3. Selected types of savings [shows net increases with and without interest credited].

**FEDERAL HOME LOAN BANKS**

- S.2.1. Combined statement of condition.  
 S.2.2. Selected operating factors.  
 S.2.3. Number of members, by type.  
 S.2.4. Advances outstanding, by bank.  
 S.2.5. Advances made and repaid.  
 S.2.6. Consolidated obligations outstanding: bonds.

**FEDERAL HOME LOAN MORTGAGE CORP.**

S.3.1. Operational data [includes FHA/VA, and conventional mortgage holdings, transactions, and commitments].

S.3.2. Weekly market survey [shows average quoted mortgage rates for the week prior to cover date].

**SAVINGS AND LOAN ASSNS**

S.4.1. All operating S&LA's: balance sheet data and commitments.

S.4.2. Savings activity at S&LA's [show data separately for FSLIC-insured assns].

S.4.3. Net savings inflow at S&LA's [includes separate breakdowns for FSLIC-insured assns by FHLB district].

S.4.4. Net new savings received by FSLIC-insured assns [by FHLB district].

S.4.5. Mortgage loan activity of S&LA's [shows value of loans closed for all assns, and value of loans closed, purchased, sold and repaid for FSLIC-insured assns].

S.4.6. Mortgage loans closed by S&LA's [includes breakdowns for FSLIC-insured assns by FHLB district].

S.4.7. Mortgage debt held by all operating S&LA's by type of property and mortgage.

S.4.8. Average cost of funds to FSLIC-insured assns, by bank district.

S.4.9. Effective interest/dividend rates paid by FSLIC-insured S&LA's, by bank district.

S.4.10. Interest return on mortgages held by FSLIC-insured S&LA's, by bank district.

S.4.11. Minimum ratio of liquid assets to liquidity base required of members of the FHLB system.

S.4.12. Maximum rates of return payable on savings accounts by S&LA's that are members of the FHLB system [by effective date of rate changes].

**MORTGAGE MARKETS**

[Holders include: S&LA's, mutual savings and commercial banks, life insurance companies, Government and Federal national mortgage assns.]

S.5.1. Terms on conventional home mortgage loans made: national averages for all major types of lender.

S.5.2. Terms on conventional home loans made: national averages for S&LA's.

S.5.3. Mortgage debt outstanding, by type of property and mortgage.

S.5.4. Mortgage debt outstanding on 1- to 4-family nonfarm properties, by holder and mortgage type.

S.5.5. Mortgage debt outstanding on nonfarm residential property with 5 or more units [by holder].

S.5.6. Mortgage foreclosures [includes breakdowns for FSLIC-insured assns by type of mortgage].

**HOUSING MARKETS**

S.6.1. Indicators of housing activity [includes private housing starts by region and type of structure].

S.6.2. Inventory of unsold homes.

S.6.3. Rental vacancy rates for the U.S. and major regions.

[The following tables appear in the Dec. 1974 issue as numbered below. Quarterly tables are intermixed with the regular monthly tables, which are renumbered to accommodate subject matter groupings. Also, some monthly tables are dropped in quarterly issues.

All tables show data as of the quarter ended previous to publication date.]

**FEDERAL HOME LOAN BANKS**

S.3.7. Statement of condition [end of current quarter and end of same quarter of preceding year].

S.3.8. Statement of income and expense [cumulative current and preceding year].

S.3.9. Statement of changes in financial position [cumulative current and preceding year].

**FEDERAL SAVINGS AND LOAN INSURANCE CORP.**

S.7.1. Comparative statement of condition [end of current quarter and end of same quarter previous year].

S.7.2. Comparative statement of income and expenses [12 months, current and preceding year].

S.7.3. Source and application of total income [cumulative].

S.7.4. Selected reserve data [cumulative, by year].

S.7.5. Summary of insurance settlement actions [cumulative].

S.7.6. Selected financial data for FSLIC-insured S&LA's.

**9312-1.3: Annual Tables**

[The following annual tables appear in the Apr. 1974 issue, as numbered below.]

**FEDERAL HOME LOAN BANK BOARD**

A.1. Comparative statement of condition, Dec. 31, 1972-73. (p. 64)

A.2. Comparative statement of income, expense, and retained earnings, 1972-73. (p. 65)

**FEDERAL HOME LOAN BANKS**

A.3. FHLB's: comparative consolidated statement of condition [Dec. 31, 1972-73]. (p. 66)

A.4. FHLB's: consolidated statement of income and expense, 1972-73. (p. 67)

A.5. Statement of condition of each FHLB at end of 1972-73 [by FHLB district]. (p. 68)

A.6. FHLB's: analysis of retained earnings, 1973. (p. 70)

A.7. Statement of income and expense of each FHLB for 1973 [by FHLB district]. (p. 70)

A.8. FHLB's; summary of lending operations, by FHLB district for 1973, and totals by year, 1932-73. (p. 71)

A.9. Source and application of funds, 1973. (p. 71)

**9312-2 INTEREST RATES ON CONVENTIONAL HOME MORTGAGES**

Monthly. Approx. 25 p. †  
ASI/MF (beginning with Nov. 1973).

Monthly report on interest rates and other terms for conventional single-family home mortgages, by type of lender and for 18 large SMSA's. Data are compiled by Federal Home Loan Bank Board and Federal Deposit Insurance Corp. from in-

dividual loan statistics reported by a sample of savings and loan assns, mortgage companies, commercial banks, and mutual savings banks. Publication is issued approximately 2 weeks after the month covered.

Contents: 1 page analysis of the tables; 6 tables, listed below, and technical note.

**TABLES:**

[Table titles begin "Terms on conventional home mortgages" and show national average data for mortgages on newly built homes, previously occupied homes, and combined construction-purchase. Data include: interest rate, fees and charges, term to maturity, loan amount, purchase price, and loan to price ratio.

Except in table 6, data are shown by month for current and 2 past semiannual periods.]

1. All major types of lenders.
2. Savings and loan assns.
3. Mortgage companies.
4. Commercial banks.
5. Mutual savings banks.
6. Selected metropolitan areas for all major lenders [18 areas; current and past 2 months and 1 month a year ago].

**9312-3**

★

**SELECTED BALANCE SHEET DATA: All Operating Savings and Loan Associations**

Monthly. Approx. 2 p.  
ASI/MF (beginning with Nov. 1973 issue). †

Monthly report consisting of 2 tables, listed below, on savings and loan assn assets, liabilities, flow of savings, and mortgage loans. Based on data reported by assns representing 97% of total savings and loan resources. Data are monthly for current and preceding year, up to the month before issue date.

Related current data with more detail on loan activity are published in *Savings and Loan Association Activity* (see this Supplement, 9312-4).

**TABLES:**

1. Selected balance sheet data [shows number of assns, mortgages outstanding; borrowings and loans held].
2. Flow of savings and mortgage lending activity [shows new savings, withdrawals, net inflows, withdrawal ratios, and mortgage loans made by type].

**9312-4**

★

**SAVINGS AND LOAN ASSOCIATION ACTIVITY**

Monthly. Approx. 4 p. †  
ASI/MF (beginning with Jan. 1974 issue).

Monthly news release on savings and loan assn loan activity and assets and liabilities. Based on data reported by assns representing 97% of total saving and loan resources. Data are monthly for current and preceding year up to 2 months before issue date.

Contents: 1 page analysis; and 3 tables, listed below.

Balance sheet data are also published in *Selected Balance Sheet Data* (see this Supplement, 9312-3).

**9312-1.2: Quarterly Tables**

## Independent Agencies

## TABLES:

1. Saving flow, loan repayments, and loan commitments [shows number of assns, savings received and withdrawn, mortgage loan repayments, and commitments].
2. Mortgage activity [shows mortgage loans closed for construction and purchase, loans purchased and sold].
3. Selected balance sheet data [shows mortgage loans and other assets; savings, borrowings, and other liabilities].

---

**9314  
FEDERAL HOME LOAN BANK  
BOARD**  
 Annuals and Biennials
 

---

**9314-1 ASSET AND LIABILITY TRENDS, 1970-73. All Operating Savings and Loan Assns by Type of Assn and Area**  
 Annual. Oct. 1974.  
 37 p. no paging. ‡ ASI/MF  
 FHL1.2:Sa9/7/970-73.  
 57-37923.

Annual report by the Federal Home Loan Bank Board (FHLBB) covering assets, liabilities, and capital accounts of all savings and loan assns, by class of assn, Federal Home Loan Bank (FHLB) district, and State, 1970-73. Also shows financial trends, selected years 1930-71, for all FHLB members, and for members insured by the Federal Savings and Loan Insurance Co. (FSLIC).

Data on FHLB members were obtained from monthly reports by each assn to the FHLBB.

Contents: foreword (2 p.); and 8 tables, listed below (35 p.).

Most recent previous report, titled *Trends in the Savings and Loan Field*, covered data for 1971 (see ASI 1974 Annual under this number); 1972 data, included in the current report, have not been published separately.

## TABLES:

[All tables show dollar amounts for the following types of assets and liabilities: mortgage and other loans, real estate owned, FHLB stock, investment securities, cash on hand, fixed assets, savings, FHLB advances, other borrowed money, loans in process, permanent stock, deferred credits, and reserves.]

## TRENDS

1. Trend of selected financial items for all operating savings and loan assns, 1930-73.

## ASSETS AND LIABILITIES

2. All operating savings and loan assns, Dec. 31, selected years 1940-73.
3. FHLB member savings and loan assns, Dec. 31, selected years 1940-73.
4. FSLIC insured savings and loan assns, Dec. 31, selected years 1940-73.
5. Federal savings and loan assns, Dec. 31, selected years 1940-73.
6. All operating savings and loan assns, by class of assn [Federal and State-chartered, and uninsured State-chartered FHLB members; and non-members], Dec. 31, 1970-73.
7. All operating savings and loan assns, by FHLB districts, Dec. 31, 1970-73.
8. All operating savings and loan assns, classified by States, [D.C., Guam, and Puerto Rico], Dec. 31, 1970-73.

---

**9318  
FEDERAL HOME LOAN BANK  
BOARD**  
 Special and  
 Irregular Publications
 

---

**9318-2 WORKING PAPERS OF THE OFFICE OF ECONOMIC RESEARCH: Federal Home Loan Bank Board**  
 1974. 9 p. no paging. †  
 ASI/MF

Chronological listing of working papers of the Office of Economic Research staff and of invited consultants, Dec. 1969 to July 1974.

## 9344 FEDERAL MEDIATION AND CONCILIATION SERVICE Annuals and Biennials

9344-1 FEDERAL MEDIATION AND  
CONCILIATION SERVICE,  
26th Annual Report, FY73  
Annual. 1974. 68 p.  
●Item 433. † ASI/MF  
FM1.1:973.

Annual report on mediation and arbitration negotiations in U.S. private and public sectors involving the Federal Mediation and Conciliation Service (FMCS) during FY73.

Contents:

- a. Narrative report with 17 charts and tables with data on types of negotiations and issues, length of renewed contracts, joint meeting cases, and arbitrations. (p. 1-62)
- b. Appendices containing texts of Title I and Title II of the Labor-Management Relations Act of 1947. (p. 63-68)

## 9352 FEDERAL POWER COMMISSION Current Periodicals

9352-2 FPC NEWS  
★ Weekly. Approx. 30 p. †  
ASI/MF  
FPI.25/3:(v.nos.&nos.)  
2049(74).

Weekly compilation of FPC press releases, calendar of hearings, rate schedule filings by independent producers of natural gas, and list of formal documents issued during the week. Selected quarterly or monthly electric power and natural gas statistics, and periodic staff reports are also included.

Substantial regular or periodic reports included in Nov. 29-Dec. 13, 1974 issues are described below; locations are indicated for all 1974 issues in which reports have appeared. For descriptions of other reports which have appeared in 1974, see ASI 1974 Supplements 6-11 under this number.

Most reports are also issued as separate releases by the FPC.

### 9352-2.3: Natural Gas Interstate Pipeline Companies Receipts and Disposals

[No. 2. Jan. 11, 1974. (p. 8-12) For Oct. 1973.]

[No. 5. Feb. 1, 1974. (p. 3-9) For Nov. 1973.]

[No. 10. Mar. 8, 1974. (p. 1-5) For Dec. 1973.]

[No. 14. Apr. 5, 1974. (p. 13-17) For Jan. 1974.]

[No. 18. May 3, 1974. (p. 6-11) For Feb. 1974.]

[No. 23. June 7, 1974. (p. 9-13) For Mar. 1974.]

[No. 26. June 28, 1974. (p. 18-23) For Apr. 1974.]

[No. 30. July 26, 1974. (p. 15-19) For May 1974.]

[No. 36. Sept. 6, 1974. (p. 12-18) For June 1974.]

[No. 40. Oct. 4, 1974. (p. 13-17) For July 1974.]

[No. 44. Nov. 1, 1974. (p. 11-16) For Aug. 1974.]

[No. 50. Dec. 13, 1974. (p. 11-16) For Sept. 1974.]

Monthly report on major interstate natural gas pipeline companies with 3 tables summarizing: receipts and disposals by item, and operating revenues and income, for month of coverage and total of previous 12 months; and revenues and purchase costs attributable to rate increases subject to adjustment, for the month of coverage.

### 9352-2.4: Pipeline Certificates, Construction, and Operations

[No. 7. Feb. 15, 1974. (p. 5-7) For 3rd quarter 1973.]

[No. 14. Apr. 5, 1974. (p. 1-4) For 4th quarter 1973.]

[No. 24. June 14, 1974. (p. 1-5) For 1st quarter 1974.]

[No. 37. Sept. 13, 1974. (p. 29-32) For 2nd quarter 1974.]

[No. 50. Dec. 13, 1974. (p. 12, 17-20) For 3rd quarter 1974.]

Quarterly report with 5 tables showing: pipeline certificate applications involving construction and operation of facilities, and rate cases; independent producer certificate applications and rate cases; and status of pipeline company refunds. Includes comparisons to previous quarter and previous year.

### 9352-2.5: Electric Utilities Fuel Consumption

[No. 9. Mar. 1, 1974. (p. 19-23) For July-Dec. 1973.]

[No. 12. Mar. 22, 1974. (p. 3-4) For Jan. 1974.]

[No. 16. Apr. 19, 1974. (p. 1-2) For Feb. 1974.]

[No. 20. May 17, 1974. (p. 6-8) For Mar. 1974.]

[No. 25. June 21, 1974. (p. 11-12) For Apr. 1974.]

[No. 30. July 26, 1974. (p. 1-2) For May 1974.]

[No. 34. Aug. 23, 1974. (p. 5-6) For June 1974.]

[No. 39. Sept. 27, 1974. (p. 5-7) For July 1974.]

[No. 44. Nov. 1, 1974. (p. 7) For Aug. 1974.]

[No. 48. Nov. 29, 1974. (p. 3-6) For Sept. 1974.]

[No. 52. Dec. 27, 1974. (p. 37-39) For Oct. 1974.]

Monthly report with 1 table on electric utility coal, oil, and gas consumption and stocks, by region and State. Data, considered preliminary, are derived from monthly utility company reports and are published in more complete form as part of the FPC monthly publication *Electric Power Statistics* (for description, see ASI 1974 Annual, 9352-1).

Beginning Nov. 29, 1974, an additional table on power production by source and State is also included.

### 9352-2.6: Bulk Power Supply Interruptions

[No. 9. Mar. 1, 1974. (p. 15-17) For 4th quarter 1973.]

[No. 20. May 17, 1974. (p. 11-13) For 1st quarter 1974.]

[No. 32. Aug. 9, 1974. (p. 3-6) For 2d quarter 1974.]

[No. 47. Nov. 22, 1974. (p. 5-8) For 3d quarter 1974. Revised data, No. 51. Dec. 20, 1974. (p. 12-16)]

Quarterly report with 3-4 tables on bulk electric power supply interruptions, load reduction measures, and hazards to the supply system. The 4th quarterly report contains an additional table summarizing interruptions and reduction measures for the full year.

### 9352-2.8: Requirements and Curtailments of Major Interstate Pipeline Companies

[No. 5. Feb. 1, 1974. (p. 11-15) For Sept. 1972-Aug. 1973; projected Sept. 1973-Aug. 1974.]

[No. 24. June 14, 1974. (p. 4-11) For Apr. 1973-Mar. 1974; projected Apr. 1974-Mar. 1975.]

[No. 36. Sept. 6, 1974. (p. 4-8) For Apr.-June 1974; does not include projections.]

[No. 46. Nov. 15, 1974. (p. 11-20) For Sept. 1973-Aug. 1974; projected Sept. 1974-Aug. 1975.]

[No. 50. Dec. 13, 1974. (p. 1-7) For July-Sept. 1974; does not include projections.]

Staff report with 5-7 tables on actual firm gas requirements, interruptible sales, and curtail-

ments, and projected requirements and deficiencies of major interstate pipeline companies.

Data provide comparisons of actual total by company for the year of coverage with projections for the following year, including Nov.-Mar. heating seasons.

**9352-2.11: Delays in Scheduled Operation of Electric Generating Units**

[No. 17. Apr. 26, 1974. (p. 6-10).]  
[No. 52. Dec. 27, 1974. (p. 25-27) Summary by region for Jan.-June 1974.]

Staff report on delays in operation of electric generating units, fossil and nuclear fueled, scheduled for summer 1974. Includes 6 tables presenting data by generating unit and year, including status of large units scheduled for 1974-78 operation.

Periodic reports with 2 tables summarizing completions and delays by regional electric reliability council areas are also issued.

**9352-4 COST AND QUALITY OF FUELS FOR STEAM-ELECTRIC PLANT**

Monthly. Approx. 20 p. †  
ASI/MF (beginning Apr. 1973 issue).

Monthly report on the cost and quality of fossil fuels delivered to steam electric generating plants. Data are derived from reports to the FPC from approximately 270 electric utilities with plants having a capacity of at least 25 megawatts, representing about 97 percent of fossil fuel receipts at steam electric plants.

Individual monthly reports for Apr. 1973 through Mar. 1974 were issued in Apr., May, and June of 1974.

Contents consist of a brief summary and explanation of tables; and 13 tables described below.

This abstract replaces that in ASI 1974 Supplement 6 under this number.

**TABLES:**

[All tables present data for the month of coverage, by region and State. Table 13 first appeared in June 1974 issue.]

1-4. Coal deliveries; average prices, f.o.b. plant; deliveries and prices by sulfur content; and basic statistics for the past 12 months.

5-8. Fuel oil deliveries; average prices, f.o.b. plant; deliveries and prices by sulfur content; and basic statistics for the past 12 months.

9-11. Gas deliveries; average prices; and basic statistics for the past 12 months.

12-13. Primary energy purchase data for past month and the past 12 months [total BTU's, percent of total, and average price per BTU of coal, oil, and gas].

**9358 FEDERAL POWER COMMISSION**

**Special and Irregular Publications**

**9358-26 NOTICE OF ISSUANCE OF REVISED STAFF NATIONWIDE COST STUDY AND STAFF STUDY OF AMERICAN GAS ASSOCIATION RESERVE ADDITIONS**

★ Mar. 21, 1974. 42 p. var. paging+errata sheet. †  
ASI/MF

Release of 2 staff reports for information and comment by interested parties in the FPC proceeding to determine reasonable rates for natural gas from wells begun on or after Jan. 1, 1973, Docket No. R-389-B.

Reports are a revision of and addition to Appendix B of "Notice of Proposed Rulemaking and Order Prescribing Procedures," issued Apr. 11, 1973.

Contents: covering letter with Commission questions (p. 1-9); and 2 staff reports described below.

**9358-26.1: Estimated Nationwide Cost of Finding and Producing Non-Associated Gas**

Includes narrative analysis (p. 1-5); and the following tables:

- a. Revisions of 1972 cost data by component; 1 table and 8 data computation and source sheets. (9 p.)
- b. Nonassociated gas reserve additions and footage drilled in U.S., excluding Alaska, 1947-72, selected comparative estimates and productivity computations; 2 tables. (3 p.)
- c. Estimated expenditures for finding and developing gas and oil in the U.S., by cost component 1967-72; 1 table. (1 p.)

**9358-26.2: Report on Indicated Disparity in Reporting of Offshore Louisiana Non-Associated Natural Gas Reserves**

Includes analysis of Bureau of Natural Gas reserve estimates in 1971-72 compared to smaller estimates reported by American Gas Assn (AGA), including different reporting procedures (p. 1-11); and the following tables:

- 1. Estimation dates and classifications for 31 offshore Louisiana Outer Continental Shelf leases sold in Dec. 15, 1970 Federal lease sale.
- 2. South Louisiana ultimate recovery of nonassociated natural gas by year of discovery, 1966-72 [AGA estimate].
- 3. Offshore Louisiana indicated important new field discoveries, 1972 [by area and company].
- 4. Non-associated gas reserves from July and Dec. 1970 lease sales [as reported to FPC], 1972.
- 5. Outer Continental Shelf lease sales as of Jan. 1, 1974 [acres offered and leased and total bonus, by State from 1954].

**9358-27 WORLD GAS RESERVES, PRODUCTION: FPC STAFF REPORT**

★ Nov. 20, 1974. 7 p. †  
ASI/MF

Press release of staff report on world natural gas production 1972-73, and reserves 1973, by region and country including percentages of world totals.

Data for 1972 are from Bureau of Mines, and for 1973 from *World Oil* magazine.

Contents: brief analysis and 2 tables showing marketed and total production 1972, and total production and year-end reserves 1973.

**9358-28 REALISTIC VIEW OF U.S. NATURAL GAS SUPPLY**

★ Dec. 1974. v+21 p. †  
ASI/MF

Report analyzing natural gas production possibilities to 1985 if reserve additions in the lower 48 States continue at 1964-73 rates, with discussion of national, interstate, and intrastate supply situations.

Includes 7 tables summarizing gas finding rate 1966-73; the number of significant gas discoveries by year 1957-67; new interstate sources 1964-73; and interstate vs. intrastate reserves and reserve additions 1963-73. Also includes 11 charts, 6 of which show projected production levels.

Analysis is based on projection methods used in a Feb. 1972 staff study, *National Gas Supply and Demand, 1971-90* (ASI 1974 Annual, 9358-5). Additional gas supply data were included in the *National Gas Survey* (ASI 1974 Supplement 6, 9358-19).



---

**9368  
FEDERAL RESERVE BOARD  
OF GOVERNORS**


---

**Special and  
Irregular Publications**


---

**9368-20**     **FEDERAL RESERVE**  
★             **SYSTEM: PURPOSES AND**  
               **FUNCTIONS**  
               Sept. 1974. 125 p.  
               Fed. Reserve Bd. of Govs.  
               \$1.00. ASI/MF     39-26719.

Report on the structure and operations of the Federal Reserve System, written for the reader who is not a specialist in economics.

Contents: 7 chapters on Reserve System structure, monetary policy, commercial bank reserves, open market operations, Reserve Bank discount window, international transactions, and bank regulations and supervision. Chapters include definitions of terms and 7 illustrative tables and 14 charts, most with 1960's and 1970's data on banking activity, open market operations, balance of payments, and foreign and U.S. reserve assets.

Report is 6th edition, and revises a 1963 edition.

---

**9371  
FEDERAL RESERVE BANK OF  
ATLANTA**


---

**9371-1**     **MONTHLY REVIEW, Federal**  
★             **Reserve Bank of Atlanta**  
               Monthly. Approx. 20 p. †  
               ASI/MF

Monthly review of economic and financial developments, with emphasis on Federal Reserve 6th District States. Contains 2 regularly appearing tables on district banking and business conditions; and 1-3 articles. Listed below are articles appearing in the current issue. For description of tables and previous articles, see ASI 1974 Annual and Supplements under this number.

**ARTICLES:**

[Pages in monthly issues are numbered consecutively.]

**9371-1.312: December 1974**

- a. Sullivan, Gene D., "Booming Agricultural Loans of Commercial Banks"(p. 182-189)
- b. Strobel, Frederick R., "Revised Manufacturing Production Index for the Southeast"(p. 190-193)

---

**9373  
FEDERAL RESERVE BANK OF  
BOSTON**


---

**9373-1**     **NEW ENGLAND ECONOMIC**  
★             **REVIEW: Federal Reserve**  
               **Bank of Boston**  
               Bimonthly. Approx. 35 p. †  
               ASI/MF

Bimonthly review containing 1-2 articles on banking and financial developments, primarily in Federal Reserve 7th District States. Described below are articles appearing in current issue. For description of previous articles, see ASI 1974 Annual and Supplements under this number.

**ARTICLES:**
**9373-1.306: November/December 1974**

- a. McNees, Stephen K., "How Accurate are Economic Forecasts?" analyzes forecasting errors of 7 major forecasters, third quarter 1970 to second quarter, 1974. Includes 19 tables. (p. 2-19)

Texts of 3 speeches, as follows:

- b. Holland, Robert C., "Saving: An Old-Fashioned Virtue in a New-Fangled World"(p. 20-23)
- c. Leavitt, Brenton C., "Bank Supervision in a Dynamic Environment"(p. 24-28)
- d. Fieleke, Norman S., "Oil and International Payments"(p. 29-40)

**9375  
FEDERAL RESERVE BANK OF  
CHICAGO**

**9375-1** **BUSINESS CONDITIONS: An**  
★ **Economic Review by the**  
**Federal Reserve Bank of**  
**Chicago**  
Monthly. Approx. 20 p. †  
ASI/MF

Monthly review on economic and financial developments, primarily in the Federal Reserve 7th District. Contains regular feature on banking developments and 1-2 additional articles. Listed below are articles appearing in the current issue. For listing of previous articles, see ASI 1974 Annual and Supplements under this number.

**ARTICLES:**

**9375-1.310: October 1974**

- a. Frankel, Allen, "International Banking: Structural Aspect of Regulation"(p. 3-11)

**9375-1.311: November 1974**

- a. Laurent, Robert D., "Interbank Lending: An Essential Function"(p. 3-7)  
b. Benjamin, Gary L., "Dwindling World Grain Reserves"(p. 8-12)

**9379  
FEDERAL RESERVE BANK OF  
DALLAS**

**9379-1** **BUSINESS REVIEW AND**  
★ **STATISTICAL SUPPLEMENT,**  
**Federal Reserve Bank of**  
**Dallas**  
Monthly. Approx. 11 p.  
Supplement 4 p. † ASI/MF

Monthly review of economic and financial developments, with emphasis on Federal Reserve 11th District States. Each report contains 1-2 articles, and a separate 4 page statistical supplement. Listed below are articles appearing in current issue. For description of the tables regularly appearing in the statistical supplement and listing of previous articles, see ASI 1974 Annual and Supplements under this number.

**ARTICLES:**

**9379-1.312: December 1974**

- a. Stodden, John R., "Multibank Holding Companies: Development in Texas Changes in Recent Years"(p. 1-10)

**9381  
FEDERAL RESERVE BANK OF  
KANSAS CITY**

**9381-1** **MONTHLY REVIEW, Federal**  
★ **Reserve Bank of Kansas City**  
Monthly. Approx. 20 p. †  
ASI/MF

Monthly review containing 2 articles on national economic and financial developments. Listed below are articles appearing in current issue. For listing of previous articles, see ASI 1974 Annual and Supplements under this number.

**9381-1.309: November 1974**

- a. Bechter, Dan M., "Consumer Demand for Durable Goods"(p. 3-8)  
b. Rutner, Jack L., "Time Series Analysis of Income and Several Definitions of Money"(p. 9-16)

**9381-1.310: December 1974**

- a. Bechter, Dan M.; and Cacy, J. A., "Economy in 1975: Uncertainties Cloud the Outlook"(p. 3-11)  
b. Harshbarger, C. Edward, "1975 Agricultural Outlook: Year of Continuing Adjustment"(p. 12-19)

**9381-2** **FINANCIAL**  
**DEVELOPMENTS, Monthly**  
**Memos**  
Monthly. Approx. 12 p. †  
ASI/MF

Monthly report on loans, investments, deposits, and borrowings of Federal Reserve 10th District member banks, by city. Data are compiled by the Federal Reserve Bank of Kansas City from weekly reports, and include city comparisons for the preceding month and Dec. of previous year. Data are current through the month prior to cover date.

Each issue contains narrative analysis, with 4 charts showing weekly changes in yields on selected securities, and 3 tables, listed below.

This abstract replaces that in ASI 1974 Annual and reflects changes made in 1974.

**TABLES:**

[Tables 2 and 3 include the following breakdowns: Federal funds sold; 6 types of loans outstanding; Federal, State and local, and other securities held; demand, time and savings deposits held.]

1. Reserves and monetary aggregates [seasonally adjusted annual growth rates, for 3 months before cover date, and annual for 2 previous years].
2. Weekly reporting member bank statistics [U.S. and 10th district].
3. Weekly reporting member bank statistics [U.S., 10th district, and 10th district cities].

---

**9383  
FEDERAL RESERVE BANK OF  
MINNEAPOLIS**


---

**9383-3**     **1973 ANNUAL  
STATISTICAL REVIEW,  
Federal Reserve Bank of  
Minneapolis, Ninth Federal  
Reserve District**  
Annual. 1973. 37 p.  
ASI/MF †

Annual report compiling measures of economic performance for 9th Federal Reserve District States and the U.S., 1961-73. Also includes some data for selected District SMSA's, and portions of Wisconsin and Michigan. Data are compiled from internal records of the Federal Reserve System, and publications of the Federal Government, public utility and private research firms. Contains 58 tables, as follows:

- a. Agriculture: 19 tables on production and prices of selected products; and value and financing of farmland. (p. 1-8)
- b. Business: 18 tables on construction contracts and permits; bank debits; retail sales; iron ore and other mineral industry production; life insurance sales; price indexes; business failures; electric power production and consumption; and car registrations. (p. 9-15)
- c. Employment: 8 tables on population; employment; hours worked and earnings in manufacturing industries; and unemployment claims. (p. 16-20)
- d. Finance: 8 tables on bank assets, liabilities, demand and time deposits; reserves and borrowings of Federal Reserve member banks; interest rates on savings accounts; Minneapolis Reserve Bank operations and discount rate. (p. 21-28)
- e. Income: 5 tables on personal income; number and size of farms, marketing receipts, income, and expenses. (p. 29-37)

---

**9385  
FEDERAL RESERVE BANK OF  
NEW YORK**


---

**9385-1**     **MONTHLY REVIEW, Federal  
Reserve Bank of New York**  
★ Monthly. Approx. 25 p. †  
ASI/MF

Monthly review of economic and financial developments. Contains regularly appearing monthly articles on the business situation, and on the money and bond market; and quarterly articles on monetary and financial developments, and on Treasury and Federal Reserve exchange operations. In addition, monthly issues usually include a feature article.

Listed below are articles appearing in current issue. For further description of the regularly appearing monthly and quarterly features, and a listing of previous articles, see ASI 1974 Annual and Supplements under this number.

**ARTICLES:**

**9385-1.310: November 1974**

- a. Burns, Arthur F., "Maintaining the Soundness of Our Banking System" speech before the 1974 American Bankers Assn Convention, Oct. 21, 1974. (p. 263-267)

**9385-1.311: December 1974**

- a. Hayes, Alfred, "International Monetary System: Retrospect and Prospect" speech given Nov. 13, 1974. (p. 286-291)
- b. Coombs, Charles A., "Treasury and Federal Reserve Foreign Exchange Operations Interim Report" (p. 301-302)

---

**9387  
FEDERAL RESERVE BANK OF  
PHILADELPHIA**


---

**9387-2**     **THIRD DISTRICT  
ECONOMIC INDICATORS**  
Monthly. Approx. 12 p. †  
ASI/MF

Monthly statistical series of economic indicators for 14 3d Federal Reserve district SMSA's. Consists of 14 tables, listed below, compiled by the Federal Reserve Bank of Philadelphia from publications of BLS and several State government agencies. Data are current to 1-2 months before issue date.

This abstract replaces that in ASI 1974 Annual and reflects revisions made in 1974.

**TABLES:**

[Tables show monthly figures for 1 year and annual coverages for 2 years, unless otherwise noted.]

- I. 3d Federal Reserve district and U.S. [includes: indexes of manufacturing, employment, unemployment, earnings].

**SMSA'S EMPLOYMENT**

- II. Index of total employment.
- III. Index of unemployment.
- IV. Percent unemployed.

**MANUFACTURING INDUSTRIES IN THIRD DISTRICT**

- V. Index of manufacturing employment [9 durable and 10 nondurable goods industries].
- VI. Manufacturing weekly hours.
- VII. Annual rate of percent change in average hourly earnings of production workers.
- VIII. Annual rate of percent change in average weekly earnings of production workers.
- IX. Index of electric power consumption [9 durable and 10 nondurable goods industries].

**SMSA'S BANKING**

- X. Index of check payments [District and 13 SMSA's].
- XI. Index of demand deposits [District and 13 SMSA's].

**BANKING DATA**

- XII. Assets and liabilities of member banks [current and previous 12 months].
- XIII. Average interest rates charged on selected types of loans (most common rate) at selected commercial banks [current and previous 12 months].
- XIV. 3d district loans, investments and deposits: large commercial banks [last Wed. of current and previous 12 months; and each Wed. of current month and same month previous year].

**9387-7** FEDERAL RESERVE BANK  
★ **REVIEWS, Selected Subjects**  
**1950-72**  
1973. xxi+132 p. †  
ASI/MF 15-26318.

Sixth revision of the index to articles appearing in Federal Reserve Bank monthly reviews and, as of Jan. 1971, the *Federal Reserve Bulletin*.

Contents: thesaurus (p. i-xxi); and subject and author index for articles appearing 1950-72 (p. 1-132).

---

**9389**  
**FEDERAL RESERVE BANK OF**  
**RICHMOND**

---

**9389-1** **ECONOMIC REVIEW, Federal**  
★ **Reserve Bank of Richmond**  
Bimonthly. Approx. 20 p. †  
ASI/MF

Bimonthly review containing 2-4 articles on financial and economic developments and policies. Listed below are articles appearing in current issue. For listing of previous articles, see ASI 1974 Annual and Supplements under this number.

**ARTICLES:**

**9389-1.306: November/December 1974**

- a. Humphrey, Thomas M., "Concept of Indexation in the History of Economic Thought" report on the evolution since the 18th century of the concept of indexation. Presents the views of several leading economic theoreticians. (p. 3-16)
- b. Tucker, James F.; and Weber, Warren E., "Indexation as a Response to Inflation: an Examination" describes how the indexing system might work, its benefits, and its limitations. (p. 17-21)

---

**9391**  
**FEDERAL RESERVE BANK OF**  
**ST. LOUIS**

---

**9391-1** **REVIEW, Federal Reserve**  
★ **Bank of St. Louis**  
Monthly. Approx. 19 p. †  
ASI/MF

Monthly review with 2-3 articles on economic and financial developments. Also includes a quarterly review of business developments and stabilization policies; and a monthly cumulative index to articles for the current year. Articles in current issue are listed below. For listing of previous articles, see ASI 1974 Annual and Supplements under this number.

**ARTICLES:**

**9391-1.311: November 1974**

- a. Francis, Darryl R., "Inflation, Recession: What's a Policymaker to Do?" discusses the relationship between changes in prices and unemployment. Includes 4 charts. (p. 3-7)
- b. Spencer, Roger W., "Channels of Monetary Influence: A Survey" article on the relative price and wealth changes when the quantity of money in the monetary system changes. Report discusses the analyses of several theoretical economists. (p. 8-26)

**9391-1.312: December 1974**

- a. Bowsher, Norman N., "1974: A Year of Inflation, Production Cutbacks, and Oil-Induced Payments Deficits" includes 8 charts on demand and production, interest rates, employment and unemployment, prices, Federal spending, and money stocks, 1966-1974. (p. 2-10)
- b. Helbling, Hans H., "U.S. Balance of Payments During 1974" includes 5 charts on consumer prices, merchandise trade, balance of payments, oil import prices, trade balances, and world commodity prices. (p. 10-14)
- c. Karnosky, Denis S., "Another Recession, But Different" includes 1 table showing rate of change of GNP and employment in periods before and during recessions, 1947-1974. (p. 15-18)

## 9393 FEDERAL RESERVE BANK OF SAN FRANCISCO

**9393-8** **BUSINESS REVIEW, Federal Reserve Bank of San Francisco**  
★  
Quarterly. Approx. 30 p. †  
ASI/MF

Quarterly report containing 2-3 articles pertaining to economic and financial developments and policies, generally with analysis, charts, and tables. Articles appearing in the current issue are listed below. For listing of previous articles, see ASI 1974 Supplement 7 under this number.

Report was published on an irregular basis previous to the Spring 1974 issue.

### ARTICLES:

#### 9393-8.303: September 1974 (Fall)

- a. Balles, John J., "Problems of Inflation and High Interest Rates" testimony before House Committee on Banking and Currency, July 17, 1974. (p. 3-11)
- b. Butler, Larry, "Relation Between Income Growth and Unemployment" (p. 12-23)
- c. "Summary Description of Information System for Banking Agency Reports" (p. 24-30)

## 9404 FEDERAL TRADE COMMISSION Annuals and Biennials

**9404-3** **FTC REPORT ON MERGERS AND ACQUISITIONS**  
Annual. July 1974.  
viii+301 p. Rpt. 6-15-22.  
GPO, price not given.  
ASI/MF FT1.2:M54/3/974.

Annual report, covering 1973 on mergers and acquisitions among manufacturing and non-manufacturing firms. Contains listing by name of acquired and acquiring firms; includes foreign acquisitions and 4 tables, new in this issue, on American companies acquired by foreign companies. Data are based on FTC and SEC reports and numerous private publications.

Contents: 4 sections, each with its own narrative introduction, definitions, brief analysis, and tables. All tables are listed below.

Since 1972, this report has combined 2 previously published FTC reports: *Large Mergers in Manufacturing and Mining* and *Current Trends in Merger Activity*.

### TABLES:

[Industry breakdowns are by 4 broad divisions, often with further breakdowns for 20 manufacturing industries.]

**9404-3.1: Section I: Overall Merger Series**  
[Overall merger series includes merger transactions in which the acquired firms assets are \$1.0 million or more and in which the acquiring company acquires 50.1% of the stock or assets acquired. Data are for 1973.]

#### ANALYTICAL TABLES

1. Number of mergers and acquisitions, completed and pending, by industry of acquired companies. (p. 9)
2. Number of mergers and acquisitions, completed and pending, by industry of acquiring companies. (p. 10)
3. Number of manufacturing and mining mergers and acquisitions, completed and pending, by industry of acquired companies. (p. 11)
4. Number of mergers and acquisitions, completed and pending, made by manufacturing and mining companies, by industry of acquiring companies. (p. 12)
5. Number of manufacturing and mining mergers and acquisitions, completed and pending, by industry of acquiring companies. (p. 13)
6. Matrix of mergers and acquisitions, completed and pending, by industry of acquired and acquiring companies. (p. 14)
7. Number of mergers and acquisitions, completed and pending, by asset size of acquired companies. (p. 15)
8. Number of mergers and acquisitions, completed and pending, by asset size of acquiring companies. (p. 16)

### LISTS OF ACQUISITIONS

9. List of mergers and acquisitions completed, \$1.0 million and over. (p. 18)
10. List of mergers and acquisitions pending, \$1.0 million and over. (p. 94)
11. Parent-subsidiary list for overall merger series. (p. 128)

**9404-3.2: Section II. Large Merger Series**  
[Large merger series includes transactions in which the acquired manufacturing or mining company has assets of at least \$10 million.]

#### ANALYTICAL TABLES

12. Large acquisitions in manufacturing and mining, by year, 1948-73. (p. 143)
  13. Comparison of total large acquisitions recorded and coverage of acquisitions listed in report, by asset size class of acquired company, 1948-73. (p. 145)
  14. Number and assets of large manufacturing and mining companies acquired, by industry of acquired company, 1973 compared with period 1948-73. (p. 146)
  15. Large acquisitions in manufacturing and mining by type of acquisition, 1973 compared with 1972, with total period 1948-72, and with 10-year period 1963-72. (p. 147)
  16. Large acquisitions in manufacturing and mining by type of acquisition, 1973 compared with 1972, with total period 1948-72, and with 10-year period 1963-72 (percents). (p. 148)
  17. Number, assets, and percents of large manufacturing and mining companies acquired, by asset size of acquired company, 1973 compared with 1972 and with total period 1948-72. (p. 149)
  18. Number, assets and percents of large manufacturing and mining companies acquired, by asset size of acquiring company, 1973 compared with 1972 and with period 1948-72. (p. 150)
  19. Large acquisitions in manufacturing and mining by firms ranked among the 200 largest manufacturing firms in 1972, by year, 1948-73. (p. 151)
  20. Large manufacturing and mining acquisitions compared to all large manufacturing and mining corporations, 1963-73. (p. 152)
  21. Assets of large manufacturing and mining companies acquired, compared with new investment in manufacturing and mining, by year, 1948-73. (p. 153)
- #### LISTS OF INDIVIDUAL ACQUISITIONS
22. List of acquisitions of companies with assets reported in public sources of \$100 million or more, by year of acquisition, 1948-1973. (p. 155)
  23. List of manufacturing and mining companies acquired with assets of \$10 million or more, 1948-1973. (p. 164)
  24. List of complete names for large mergers, 1973. (p. 230)

**9404-3.3: Section III: Joint Venture Series**  
[Joint venture series includes only those transactions in which a new company is formed by the participants. Data are for 1973. Table 25-26 listings are by joint venture identification number.]

25. Number of new joint ventures recorded, by industry. (p. 234)

Independent Agencies

- 26. List of new joint ventures. (p. 236)
- 27. List of participating companies in joint ventures. (p. 247)

**9404-3.4: Section IV: Foreign Merger Series**

[Foreign merger series includes acquisitions in which the acquired company is foreign or a foreign subsidiary or division of an American company and the acquiring company is an American company or foreign subsidiary of an American company. Data are for 1973.]

**ANALYTICAL TABLES, FOREIGN MERGER SERIES**

- 28. Number of foreign mergers and acquisitions, completed and pending, by industry acquired companies. (p. 274)
- 29. Number of foreign mergers and acquisitions, completed and pending, by industry of acquiring companies. (p. 275)
- 30. Number of foreign acquisitions, completed and pending, by asset size of acquiring company. (p. 276)

**AMERICAN COMPANIES ACQUIRED BY FOREIGN COMPANIES**

- 31. Number of American companies acquired by foreign companies, completed and pending, by industry of acquired companies. (p. 277)
- 32. Number of American companies acquired by foreign companies, completed and pending, by industry of acquiring companies. (p. 278)
- 33. Number of American companies acquired by foreign companies, completed and pending, by asset size of acquired companies. (p. 279)
- 34. Number of American companies acquired by foreign companies, completed and pending, by asset size of acquiring companies. (p. 280)

**LISTS OF INDIVIDUAL ACQUISITIONS**

- 35. List of foreign mergers and acquisitions completed. (p. 283)
- 36. List of foreign mergers and acquisitions pending. (p. 294)
- 37. Parent-subsidiary list for foreign merger series. (p. 298)

**9406  
FEDERAL TRADE  
COMMISSION**

**Publications  
in Series**

- 9406-1**  
★ **ECONOMIC REPORTS OF THE FEDERAL TRADE COMMISSION**  
●Item 535.  
GPO; for individual bibliographic data, see below.  
ASI/MF

Continuing series of reports on the structure and marketing practices of selected industries. The title of most reports starts with "Economic Report on" followed by the topic of the particular report.

For further description of the series and previous reports, see ASI 1974 Annual under this number.

FTC has also published a group of *Economic Papers, 1966-69*. For description, see ASI 1974 Annual, 9408-2.

- 9406-1.18: Dairy Industry**  
[Mar. 1973 (released Nov. 20, 1974). viii + 152 p. S/N 1800-00157. \$1.85.]

By Russell C. Parker. Report on the structure of the dairy industry and its performance trends through 1971. Based primarily on field interviews with dairies and various dairy marketing experts. Discusses mergers, concentration and its causes, and food chain vertical integration into processing. Includes 50 supporting tables.

- 9406-1.19: Television Repair Industry in Louisiana and California: A Case Study**  
[Nov. 1974. vi + 56 p. FT1.2:T23. S/N 1800-00166. \$1.20.]

By John J. Phelan. Predominantly narrative report on the price of TV repairs and the incidence of fraudulent (unnecessary) repairs in San Francisco and New Orleans, where State laws govern the television repair industry, and in Washington, D.C., where the industry is not regulated. Data are based on identical test repairs in each city, 1973.

Includes 5 tables on prices and fraudulent repairs for each test; and on regulatory activities in Louisiana.

**9482  
INTERSTATE COMMERCE  
COMMISSION  
Current Periodicals**

- 9482-10 REVENUES, EXPENSES, OTHER INCOME, AND STATISTICS OF CLASS I MOTOR CARRIERS OF PASSENGERS**  
Semiannual. 4 p.  
Statement 750. ●Item 690. †  
ASI/MF IC1mot.12:(date).

Semiannual report on motor passenger carrier operating revenues, expenses, income, highway and vehicle mileages, and number of passengers by type of route, for 6 months ended in June 1974, with comparative data for the same period of the previous year.

Contents consist of the following tables, all showing data for 6 months ended June 30, 1974 and 1973:

1. Summary by districts and regions for intercity and local or suburban carriers. (p. 1)
2. Individual intercity carriers by region. (p. 2-3)
3. Individual local or suburban carriers by regions. (p. 4)

The end-of-year report shows data for 12 months ended in Dec.

- 9482-12 REVENUES, EXPENSES AND STATISTICS OF FREIGHT FORWARDERS**  
Semiannual. Dec. 1973. 3 p.  
Statement 950 (QFF). †  
ASI/MF IC1.19:973-2.

Semiannual report on freight forwarder operating revenues, expenses, income, tons of freight and number of shipments received from shippers, for year ending in Dec. 1973, with comparative data for the previous year.

Data are compiled from quarterly reports of forwarders having gross yearly revenues of \$100,000 or more. A June report cumulating data from Jan. to June is also published.

Contents: 1 summary table by financial category (p. 1); and selected financial data by individual companies (p. 2-3).

## 9484 INTERSTATE COMMERCE COMMISSION

### Annuals and Biennials

**9484-3 FREIGHT COMMODITY  
STATISTICS, 1972. Motor  
Carriers of Property**  
Annual. 1974. xiv+97 p.  
●Item 687-A. GPO \$1.50.  
ASI/MF S/N 2600-00973.  
IC1Mot.22:972.

Annual summaries of motor carrier freight commodity revenues and traffic reported to the ICC by Class I common and contract carriers of property for 1972. Data are shown by commodity groups compatible with SIC 3-digit level of detail, supplemented by 4- and 5-digit detailed classifications. Data are presented separately for the U.S., eastern, western, and southern districts, and 9 regions within them.

Contents: brief introduction, definitions of regions and terms, and commodity code classifications (p. i-xiv); and extended tables showing number of truckloads and tons of freight originated and delivered to connecting carriers, and gross freight revenue for each detailed commodity group. Data are arranged as follows:

- U.S. (p. 2-9)
- Eastern district; New England, Middle Atlantic, and Central regions. (p. 10-41)
- Southern district. (p. 42-49)
- Western district; Northwestern, Mid-Western, Southwestern, Rocky Mountain, and Pacific regions. (p. 50-97)

**9484-6 RAIL CARLOAD COST  
SCALES, 1972**  
★  
Annual. Oct. 1974.  
iv+252 p. Statement IC1-72.  
●Item 682-C. † ASI/MF  
IC1acco.7:972.

Annual report for 1972 on cost scales and unit costs for Class I line-haul railways in 7 ICC regions. Costs are derived from analysis of Rail Form A filed by railways. Data are for ICC use in ratemaking and for carriers and shippers.

Contents:

- Introduction with list of railroads in each region and explanation of methodology. (p. 1-7)
- 18 text and 5 appendix tables and interspersed explanatory text on how to use tables to compute costs; tables present variable and constant costs by region, and by type of equipment and operation. (p. 8-206)
- 5 tables with data for 1971, which were not previously published. (p. 207-252)

*Rail Carload Cost Scales* has been published annually since 1948, except for 1971.

## 9486 INTERSTATE COMMERCE COMMISSION

### Publications in Series

**9486-1 TRANSPORT STATISTICS IN  
THE U.S., 1972. Parts 1, 5-9**  
●Item 699.  
GPO; for individual  
bibliographic data, see below.  
ASI/MF IC1.25:972/pt.(nos.)

Annual report, providing detailed statistical data for 1972 traffic, operations, equipment, finances, and employment for carriers subject to the Interstate Commerce Act.

Report is composed of 6 parts, issued separately as follows:

- Part 1. Railroads, Their Lessors and Proprietary Companies, REA Express, Inc., and Electric Railways; issued in 2 releases.
- Part 5. Carriers by Water.
- Part 6. Pipe Lines.
- Part 7. Motor Carriers; issued in 3 releases.
- Part 8. Freight Forwarders.
- Part 9. Private Car Lines.

Contents of previously published parts are described in ASI 1974 Supplement 6 under this number. Described below is Release 3 of Part 7, with 1972 data.

Publication is the 19th annual report under this title; it supersedes *Statistics of Railways in the U.S.* (86th annual report) and other time series.

**9486-1.5: Part 7. Motor Carriers, 1972**  
[Release 1. 1973. iii+(10-35) p. MC 07904(74). S/N 2600-00951. \$0.80.]  
[Release 2. 1974. iv+(4-10) + (35-137) p. S/N 2600-00961. \$2.05.]  
[Release 3. 1974. v+(2-4) + (137-177) p. S/N 2600-00978. \$1.25.]

Annual report presenting financial and operating data for Class I intercity carriers of general freight (first release); Class I common and contract carriers of intercity and local property commodities and passengers (second release); and Class II common and contract carriers (third release).

A complete table of contents, introduction, map of motor carrier regions, and number of companies covered are included in each release (3-5 p.). Tables and pages have been numbered sequentially for the part as a whole, irrespective of the release in which they have been included, and can be interfiled to make up the whole part in its regular order.

All data are presented by district and region, and are for 1972, unless otherwise indicated.

Tables in the third release are listed below; for listing of remaining tables, see ASI 1974 Supplement 6 under this number.

#### THIRD RELEASE TABLES:

- Selected financial and operating data, Class I and Class II motor carriers of property, 1968-72 [by year, intercity, and local]. (p. 2)

#### CLASS II INTERCITY CARRIERS

37. Summary of selected financial and operating data of carriers of property in intercity service [assets, liabilities, income, equipment, employees, and other; includes data shown in Tables 38, 49, and 50, below]. (p. 138)

37A. Operating taxes and licenses [Federal, and by State and type of tax]. (p. 143)

38. Summary of selected financial and operating data, common carriers of general freight. (p. 144)

48A. Operating statistics, supplement, common carriers of general freight engaged in intercity service [hours, miles, and revenues in pickup and delivery service, and linehaul service, tons carried]. (p. 150)

49-50. Summary of selected financial and operating data of common and contract carriers of property commodities other than general freight. (p. 152-163)

51-51A. Operating statistics, common and contract carriers reporting revenue ton-miles. (p. 164-171)

#### CLASS II LOCAL CARRIERS

52. Summary of selected financial and operating data, property carriers. (p. 172)

52A. Operating taxes and licenses, property carriers [Federal, State, and type of tax]. (p. 177)

## 9502 NATIONAL AERONAUTICS AND SPACE ADMINISTRATION Current Periodicals

### 9502-1 POCKET STATISTICS, NASA Semiannual. July 1974. 57 p. † ASI/MF

Semiannual pocket-size report presenting selected data on NASA spaceflights and aeronautics research, fiscal matters and manpower; and on USSR space flights. Data cover various periods from 1957 through June 1974.

Contents consist of charts, tables, and brief project and mission summaries, described below.

Before 1974 this report was issued monthly; during 1974 it has been issued in Feb. and Apr. as a bimonthly; it is now planned that the report will be issued semiannually in Jan. and July.

NASA also publishes an annual *Historical Pocket Statistics* (see ASI 1974 Supplement 6, 9504-6).

### 9502-1.1: U.S. Technical Performance Data

[Data in [7]-[10] consist of short nontabular descriptions of current missions and projects.]

[1] Current U.S. space transportation system [size and payload capability of rockets]. (p. 2)

[2] NASA official assessment of missions, 1973-June 1974. (p. 3)

[3] NASA record of performance [vehicle and mission], 1958-June 1974. (p. 4-5)

[4] Summary of NASA missions performance, by major program activity, 1958-June 1974. (p. 6-7)

[5] NASA mission launch readiness schedule, 1974-79. (p. 8-9)

[6] Launch vehicle summary [stages and engines, propellant, thrust, diameter, height, payload capability, and date of first launch]. (p. 10-11)

[7] Manned mission summary. (p. 12-15)

[8] Planetary mission summary. (p. 16)

[9] Space science mission summary. (p. 17-19)

[10] Applications mission summary. (p. 20-23)

[11] Aeronautics research summary. (p. 24-28)

[12] NASA major launch record [mission name, vehicle, launch and down dates, period, orbital parameters, payload, and remarks], 1973-June 1974. (p. 29-33)

### 9502-1.2: U.S.-USSR Data

[1] Summary of major space firsts [event, mission, and dates], 1957-74. (p. 36-41)

[2] Soviet spacecraft designations [names and descriptions]. (p. 42)

[3] Unofficial tabulation of USSR spaceflights [number flights, by spacecraft], 1957-June 1974. (p. 43)

[4] Unofficial record of USSR missions [name, launch date, orbital inclination, current status], 1973-June 1974. (p. 44-46)

### 9502-1.3: Fiscal Data

ASI 1974

[Data are current as of May 31, 1974.]

[1] Legislative history [authorizations and appropriations], FY75. (p. 47)

[2] Financial summary [total appropriations, obligations, and outlays for R&D, facilities construction, and program management], FY59-74. (p. 48)

[3] NASA appropriation summary [for R&D, facilities construction, and program management], FY59-75. (p. 49)

[4] R&D funding, by program, FY72-74. (p. 50)

[5] Funding, by installation/location, FY72-74. (p. 51)

### 9502-1.4: Manpower Data

[Data are current as of May 31, 1974.]

[1] Personnel summary [total permanent, minority, female, and military employees, by installation]. (p. 52)

[2] Analysis of onboard permanent personnel [number of employees in 6 occupational categories, by installation]. (p. 53)

[3] Personnel profile [for 6 occupational categories], FY59-74. (p. 55)

[4] Personnel summary [number of employees onboard at end of fiscal year], FY70-74. (p. 56)

## 9504 NATIONAL AERONAUTICS AND SPACE ADMINISTRATION Annuals and Biennials

### 9504-1 OFFICE OF PERSONNEL REPORT: The In-House Work Force, FY74 Annual. 1974. viii+134 p. † ASI/MF

Annual report on size and characteristics of NASA workforce and on personnel changes, FY74 with some data for earlier years.

Contents consist of 62 charts with accompanying tabular data showing numbers and percent distributions; and reference statistics and notes as follows:

- a. Profile of NASA employees, by employment category, occupational group, education, age, GS grade, salary, sex, minority group, and NASA installation; 29 charts. (p. 3-59)
- b. Accessions and separations, by occupational group, installation, GS grade, and sex; 9 charts. (p. 62-79)
- c. Promotions and demotions, and reduction in force separations, by occupational group and installation; 10 charts. (p. 80-101)
- d. Within-grade increases, by type, installation, and GS grade; 7 charts. (p. 102-115)
- e. Number of employees in exclusive union bargaining units, by installation and occupational group; 2 charts. (p. 116-119)
- f. Retirements and retirement eligibility, by type; 5 charts. (p. 120-127)
- g. NASA employment: permanent and other, full-time, part-time, and intermittent, and in miscellaneous categories, by installation and occupational group, as of June 30, 1973; 3 tables. (p. 130-132)
- h. Explanatory notes. (p. 133-134)



---

**9506  
NATIONAL AERONAUTICS  
AND SPACE  
ADMINISTRATION**


---

**Publications  
in Series**


---

**9506-2 NASA NEWS PRESS KITS**  
 ★ † For individual bibliographic data, see below. ASI/MF

Series of press releases providing news and background information on individual NASA projects, upon occasion of launches or other significant developments. Releases generally include a news summary, launch and activity schedules, tracking information, and technical descriptions of launch vehicles and spacecraft.

This series is assigned regular NASA news release numbers; current releases are listed below.

**9506-2.1: Pioneer 11 Jupiter Encounter**  
 [Nov. 19, 1974. 69 p. Release 74-292.]

**9506-2.2: Skynet 11-B/Delta 105 Communications Satellite**  
 [Nov. 13, 1974. 5 p. Release 74-303.]

**9506-2.3: Intelsat IV Communications Satellite**  
 [Nov. 14, 1974. 9 p. Release 74-305.]

**9506-2.4: Helios-A Solar Probe**  
 [Nov. 25, 1974. 38 p. Release 74-314.]

**9506-2.5: Symphonie/Delta 106 Communications Satellite**  
 [Dec. 12, 1974. 9 p. Release 74-316.]

---

**9568  
NATIONAL FOUNDATION ON  
THE ARTS AND THE  
HUMANITIES**


---

**Special and  
Irregular Publications**


---

**9568-10 NATIONAL ENDOWMENT  
★ FOR THE ARTS NEWS:  
ARTISTS-IN-SCHOOLS  
PROGRAM FOR 1975-76  
ANNOUNCED**  
 Dec. 20, 1974. 10 p. †  
 ASI/MF

News release listing individual 1975-76 grants, totaling \$3.3 million, awarded in the Artists-in-the-Schools program of the National Endowment for the Arts.

---

**9584  
NATIONAL LABOR  
RELATIONS BOARD**  
**Annuals and Biennials**


---

**9584-1 THIRTY-NINTH ANNUAL  
REPORT OF THE NATIONAL  
LABOR RELATIONS BOARD,  
FY74**  
 Annual. 1974. xi+243 p.  
 ●Item 824. GPO \$2.45.  
 ASI/MF S/N 3100-00148.  
 LR1.1:974.

Thirty-ninth annual report on NLRB operations during FY74. Contains narrative review with 15 charts (p. 1-179); index of cases discussed (p. 180-185); and appendix, with glossary and 37 tables, listed below (p. 186-243).

**TABLES:**

[Data are for FY74, unless otherwise noted.]

**9584-1.1: Board Cases**
**SUMMARY**

1. Total received, closed, and pending. (p. 195)
  - 1A. Unfair labor practice cases received, closed, and pending. (p. 196)
  - 1B. Representation cases received, closed, and pending. (p. 197)
2. Types of unfair labor practices alleged. (p. 198)

**FORMAL AND REMEDIAL ACTIONS**

- 3A. Formal actions taken in unfair labor practice cases. (p. 199)
- 3B. Formal actions taken in representation and union deauthorization cases. (p. 200)
- 3C. Formal actions taken in amendment of certification and unit clarification cases. (p. 201)
4. Remedial actions taken in unfair labor practice cases closed. (p. 202)

**CASES RECEIVED: BY REGION AND INDUSTRY**

5. Industrial distribution of cases received. (p. 204)
  - 6A. Geographic distribution of cases received. (p. 206)
  - 6B. Standard Federal Administrative Regional distribution of cases received. (p. 208)

**DISPOSITION OF CASES**

7. Analysis of methods of disposition of unfair labor practice cases closed. (p. 210)
  - 7A. Analysis of methods of disposition of jurisdictional dispute cases closed prior to unfair labor practice proceeding. (p. 212)
8. Disposition by stage of unfair labor practice cases closed. (p. 213)
9. Disposition by stage of representation and union deauthorization cases closed. (p. 214)
10. Analysis of methods of disposition of representation and union deauthorization cases closed. (p. 215)
  - 10A. Analysis of methods of disposition of amendment of certification and unit clarification cases closed. (p. 216)

**9584-1.2: Elections**

**RESULTS AND VOTES CAST**

- 11. Types of elections resulting in certification in cases closed. (p. 216)
  - 11A. Analysis of elections conducted in representation cases closed. (p. 217)
  - 11B. Representation elections in which objections and/or determinative challenges were ruled on in cases closed. (p. 218)
  - 11C. Objections filed in representation cases closed, by party filing. (p. 219)
  - 11D. Disposition of objections in representation cases closed. (p. 219)
  - 11E. Results of rerun elections held in representation cases closed. (p. 220)
  - 12. Results of union-shop deauthorization polls in cases closed. (p. 221)
  - 13. Final outcome of representation elections in cases closed. (p. 222)
  - 14. Valid votes cast in representation elections, by final results of election, in cases closed. (p. 226)
- BY REGION, INDUSTRY, AND SIZE OF UNIT**
- 15A. Geographic distribution of representation elections held in cases closed. (p. 230)
  - 15B. Standard Federal administrative regional distribution of representation elections held in cases closed. (p. 232)
  - 16. Industrial distribution of representation elections held in cases closed. (p. 234)
  - 17. Size of units in representation election cases closed. (p. 236)

**9584-1.3: Unfair Labor Practice Situations**

- 18. Distribution of unfair labor practice situations received, by number of employees in establishments. (p. 238)

**9584-1.4: Court Cases**

- 19. Litigation for enforcement and/or review of Board orders, and cumulative totals, FY36-73. (p. 239)
- 19A. Proceedings decided by circuit Courts of Appeals on petitions for enforcement and/or review of Board orders, FY73 compared with 5-year cumulative totals, FY69-73. (p. 240)
- 20. Injunction litigation under section 10(e), 10(j), and 10(l). (p. 241)
- 21. Miscellaneous litigation involving NLRB; outcome of proceedings in which court decisions issued. (p. 242)

**9584-1.5: Advisory Opinion Cases**

- 22. Advisory opinion cases received, closed, and pending. (p. 243)
- 22A. Disposition of advisory opinion cases. (p. 243)

**9624  
NATIONAL SCIENCE  
FOUNDATION  
Annuals and Biennials**

**9624-8 RESEARCH AND DEVELOPMENT IN INDUSTRY, 1972: Funds, 1972; Scientists and Engineers, Jan. 1973**  
Annual. July 1974.  
vi+84 p. NSF 74-312.  
●Item 834-T. GPO \$2.05.  
ASI/MF NS1.22:In2/972.  
73-603458.

Annual report on funds spent by industry on R&D, 1972, and employment of R&D scientists and engineers as of Jan. 1973, with trends from 1953. Data are derived from an annual Census Bureau survey of all manufacturing companies with 1,000 or more employees, and a probability sample of smaller manufacturing companies and nonmanufacturing companies known to conduct R&D.

Contents: summary (p. vi); introduction and narrative report, with summary charts and tables (p. 1-16); and the following appendices:

- a. Technical notes on scope, method and definitions, with 3 tables on sampling ratios and standard errors. (p. 19-23)
- b. 55 tables, listed below. (p. 24-75)
- c. Facsimiles of survey forms. (p. 76-84)

Report is 16th in an annual series based on Census Bureau surveys dating back to 1957. Two earlier reports covering the 1953-56 period were based on BLS surveys. This annual report is issued as part of NSF Surveys of Science Resources series (see 9627).

**TABLES:**

[For most tables, industries and product fields are classified into 20 to 28 groups, and listed with appropriate SIC codes. Size of company is measured by number of employees, using 4 groups ranging from less than 1,000 to more than 10,000.]

**9624-8.1: Total Funds for R&D**

- B-1. Trends in funds for industrial R&D by source, 1953-72. (p. 26)
- B-2. Selected data for R&D-performing companies, by industry, 1971 and 1972. (p. 27)
- B-3. Funds for R&D, by industry and size of company, 1956-58 and 1963-72. (p. 28)
- B-4. Funds for R&D, by industry and selected company size 1972. (p. 29)
- B-5. Funds for R&D, by industry and selected company size group, 1971. (p. 29)
- B-6. Funds for R&D, by industry, size of company, and size of R&D program, 1972. (p. 30)

**9624-8.2: Federal Funds for R&D**

- B-7. Federal funds for R&D, by industry and size of company 1957-58 and 1963-72. (p. 31)
- B-8. Federal funds for R&D, by industry and selected company size group, 1971 and 1972. (p. 32)

B-9. Federal funds for R&D, by selected industry and agency, 1963-72. (p. 33)

**9624-8.3: Company Funds for R&D**

- B-10. Company funds for R&D, by industry and size of company, 1957-58 and 1963-72. (p. 34)
- B-11. Company funds for R&D by industry and selected company size group, 1971 and 1972. (p. 35)
- B-12. Company-financed R&D contracted to outside organizations, by industry and selected company size group, 1971 and 1972. (p. 35)
- B-13. Companies with 1,000 or more employees contracting R&D to outside organizations, by industry and size of company, 1972. (p. 36)

**9624-8.4: Distribution of R&D Funds, by Size of Company and R&D Program**

- B-14. R&D-performing companies in manufacturing and nonmanufacturing industries, by size of company, 1972. (p. 37)
- B-15. R&D-performing companies with 1,000 or more employees, by size of company and R&D program, 1972. (p. 37)
- B-16. R&D-performing manufacturing companies with 5,000 or more employees, by industry and percent change in R&D funds, 1971-72. (p. 38)
- B-17. Percent of total, Federal, and company funds of R&D-performing companies ranked by size of R&D program, 1963-72. (p. 39)
- B-18. Percent of net sales and employment of R&D-performing companies ranked by size of R&D program, 1963-72. (p. 40)
- B-19. Percent of total and Federal R&D funds and of net sales of R&D-performing companies ranked by size of R&D program, by industry, 1972. (p. 41)
- B-20. R&D-performing companies with 1,000 or more employees and number with Federal R&D funds, by industry and size of company, 1972. (p. 42)

**9624-8.5: Geographic Distribution of R&D Funds**

- B-21. Geographic distribution of funds for industrial R&D, 1963-72. (p. 43)
- B-22. Geographic distribution of funds for industrial R&D, by source of funds, 1972. (p. 44)

**9624-8.6: Distribution of R&D Funds, by Major Type of Cost**

- [Cost types: scientists and engineers wages, support personnel wages, materials, other.]
- B-23. Distribution of R&D costs, by industry and type of cost, 1972. (p. 45)
- B-24. Distribution of R&D costs, by industry and type of cost, 1971. (p. 46)

**9624-8.7: Employment of R&D Scientists and Engineers**

- B-25. Full-time-equivalent number of R&D scientists and engineers, by industry and size of company, 1957-58 and 1963-72. (p. 47)
- B-26. Full-time-equivalent number of R&D scientists and engineers, by industry and selected company size group, Jan. 1972 and Jan. 1973. (p. 48)

B-27. Man-years of R&D scientists and engineers, by industry, size of company, and R&D program, 1972. (p. 49)

B-28. Full-time-equivalent number of R&D scientists and engineers, by industry and source of R&D funds, Jan. 1972 and Jan. 1973. (p. 50)

B-29. Federally supported R&D scientists and engineers, by selected industry and agency, 1963-72. (p. 51)

B-30. R&D scientists and engineers per 1,000 employees, by industry and size of company, 1958 and 1963-72. (p. 52)

#### 9624-8.8: R&D Funds Related to Employment and Net Sales

##### FUNDS RELATED TO EMPLOYMENT

B-31. Cost per R&D scientist or engineer, by industry and size of company, 1957-58 and 1963-72. (p. 53)

B-32. Cost per R&D scientist or engineer, by industry and selected company size group, 1972. (p. 54)

B-33. Cost per R&D scientist or engineer in companies ranked by size of R&D program, 1963-72. (p. 55)

B-34. Total and company R&D funds per employee, by size of company, 1963-72. (p. 55)

B-35. Total employment of R&D-performing companies, by industry and selected company size group, 1971 and 1972. (p. 56)

B-36. Employees in R&D-performing companies and total and company R&D funds per employee, by industry and selected company size group, 1972. (p. 59)

##### FUNDS RELATED TO NET SALES

B-37. Net sales of R&D-performing manufacturing companies, by industry and selected company size group, 1971 and 1972. (p. 58)

B-38. R&D funds as percent of net sales in R&D-performing manufacturing companies, by industry and size of company, 1957-58 and 1963-72. (p. 59)

B-39. Company R&D funds as percent of net sales in R&D-performing manufacturing companies, by industry and size of company, 1957-58 and 1963-72. (p. 60)

B-40. R&D funds as percent of net sales in R&D-performing manufacturing companies ranked by size of R&D program, by industry, 1972. (p. 61)

B-41. Company R&D funds as percent of net sales in R&D-performing manufacturing companies, ranked by size of net sales, by industry, 1972. (p. 62)

#### 9624-8.9: R&D Funds by Type of Research

##### FOR BASIC RESEARCH, APPLIED RESEARCH, AND DEVELOPMENT PERFORMANCE

B-42. Funds for basic research, applied research, and development, 1953-72. (p. 63)

B-43. Funds for basic research, applied research, and development performance, by selected industry and size of company, 1971 and 1972. (p. 64)

B-44. Funds for basic research, applied research, and development, by selected industry, source, and selected company size group, 1972. (p. 65)

##### FOR BASIC RESEARCH

B-45. Funds for basic research, by industry and size of company, 1957-58 and 1963-72. (p. 66)

B-46. Funds for basic research, by industry and selected company size group, 1971 and 1972. (p. 67)

B-47. Funds for basic research, by field of science, 1967-72. (p. 67)

B-48. Funds for basic research, by industry and field of science, 1972. (p. 68)

B-49. R&D-performing companies with 5,000 or more employees, and number performing basic research, by industry, 1972. (p. 69)

##### FOR APPLIED RESEARCH AND DEVELOPMENT

B-50. Funds for applied R&D, by product field, 1963-72. (p. 70)

B-51. Funds for applied R&D, by product field and source, 1972. (p. 71)

B-52. Funds for applied R&D, by industry and product field, 1972. (p. 72)

B-53. Funds for applied R&D, by industry and product field, 1971. (p. 73)

B-54. Funds for applied R&D, by industry and secondary product field, 1972. (p. 74)

B-55. Funds for applied R&D, by industry and secondary product field, 1971. (p. 75)

## 9626 NATIONAL SCIENCE FOUNDATION

Publications  
in Series

9626-1  
★

### REVIEWS OF DATA ON SCIENCE RESOURCES

●Item 834-G.  
GPO; for individual  
bibliographic data, see below.  
ASI/MF NS1.11/2:(nos.)

Series of brief reports on scientific and engineering manpower and expenditures for research and development and other scientific activities. Some of the *Reviews* present preliminary findings later published in complete reports, or incorporated as historical comparative data in more recent study reports; others represent the only published source of the data.

The reports have the following general format: summary or highlights; narrative report with charts and tables; notes on the source of data or nature of the survey; footnotes on other related publications.

#### 9626-1.22: Federal Role in the Support of Graduate Science and Engineering Education

[No. 22. Nov. 1974. 5 p. NSF 74-317. \$0.25.]

Report tracing 1967-73 trends in NSF and other Federal support of graduate students in sciences and engineering. Data are from NSF's annual Survey of Graduate Science Student Support, Fall 1973 and earlier years.

Contains narrative discussion and 10 charts showing NSF proportion of Federal support, Federal R&D and academic science expenditures, and graduate enrollment in the sciences.

Preliminary estimates from 1973 Survey have been published elsewhere (see ASI 1974 Supplement 9, 9626-2.38); complete Survey results are published in *Graduate Science Education: Student Support and Doctorals* (for report from 1972 Survey, see ASI 1974 Supplement 4, 9627-7).

Independent Agencies

**9627  
NATIONAL SCIENCE  
FOUNDATION**

**Surveys of  
Science Resources Series**

**9627-9 ANALYSIS OF FEDERAL  
R&D FUNDING BY  
FUNCTION, FY69-75**  
Aug. 1974. x+69 p.  
NSF 74-313. ●Item 834-T.  
GPO \$2.25. ASI/MF  
NS1.22:F96/969-75.

73-600969.

Fourth report analyzing Federal funding of R&D by function. Discusses trends and compares Federal obligations to programs in the following 14 cross-agency functional categories: national security, space, health, transportation and communications, science and technology base, natural resources, environment, energy development and conversion, education, area and community development and housing, economic growth and productivity, income security and social services, crime prevention and control, and international cooperation and development.

All data are from annual surveys of Federal agencies for NSF report, *Federal Funds for Research, Development, and Other Scientific Activities* (see ASI 1974 Supplement 6, 9264-7). Data have been computed for FY69-75 using the same classifications (FY74-75 data are agency estimates).

Contents consist of highlights and introduction (p. vi-x), and:

Part I. Narrative summary of trends and priorities in Federal R&D funding among the 14 functional categories, with 2 summary tables and 2 charts. (p. 2-6)

Part II. Narrative discussion, in 14 sections, of funding trends in each of the 14 functions and 40 subfunctions. Includes 54 charts; and 1 table in each section showing percent distribution of R&D obligations by subfunction or, alternatively, by agency program, within the major category, FY69-75. (p. 8-57)

Appendix A. Technical notes on sources and methods and related NSF reports. (p. 58-60)

Appendix B. Detailed table showing Federal R&D obligations, total, and by function, subfunction, and individual Federal agency program, FY69-75. (p. 62-69)

This report is 2nd in series that classifies funding by program purpose as opposed to sponsoring agency function and uses the same functional classifications (report covering FY69-74 was described in ASI 1974 Supplement 3 under this number).

**9664  
PANAMA CANAL  
Annuals and Biennials**

**9664-2 ANNUAL REPORT OF  
INSURANCE BUSINESS  
Transacted in the Canal  
Zone, 1973**  
Annual. 1974. 26 p. †  
ASI/MF CZ1.9:973.

Annual report on insurance business transacted in the Canal Zone, 1973.

Contents: 1 table for each company operating in the Canal Zone, showing policies in force, premiums, and losses; by type of policy and coverage as follows:

- a. Fire and casualty companies. (p. 3-8)
- b. Life insurance companies. (p. 8-20)
- c. 2 summary tables of all companies. (p. 21-22)

Also includes excerpts from laws governing insurance companies in the Canal Zone. (p. 23-26)

**9764  
SMALL BUSINESS  
ADMINISTRATION  
Annuals and Biennials**

**9764-1 1973 ANNUAL REPORT,  
U.S. SMALL BUSINESS  
ADMINISTRATION: The Vital  
Majority**  
Annual. 1974. ●Item 901-A.  
GPO; for individual  
bibliographic data, see below.  
ASI/MF SBA1.1:973/v.(nos.)

Annual report on the 1973 activities of SBA. Includes data on loans made, and end-of-year status of loan funds; administrative expenses; and management and other types of assistance provided to small businesses.

Report is published in 2 volumes, individually described below.

**9764-1.1: Volume 1**  
[47 p. S/N 4500-00129. \$0.90.]

Narrative report on SBA 1973 activities, including summaries of assistance provided in the areas of financing, management, and contract procurement; as well as minority business assistance. Includes scattered text statistics.

**9764-1.2: Volume 2**  
[197 p. \$2.40.]

Detailed report on the 1973 loan activity, and end-of-year status of SBA loan funds. Contents:

- a. Revolving fund financing of loan and other programs: 8 tables, listed below, preceded by narrative explanation. (p. 1-21)
- b. Required reports, Small Business Investment Act, with 6 interspersed tables, described below. (p. 22-39)
- c. List of all loans (except disaster) approved during 1973 by State, city, proprietor or business name, and amount of loan. (p. 41-188)
- d. List of section 8(a) contracts, and section 406 grants and contracts, by State, city, business or proprietor name, and amount of transaction. (p. 190-197)

**TABLES:**

[All data are current as of Dec. 31, 1973, unless otherwise noted.]

**LOAN FUND TABLES**

1. Business Loan and Investment Fund, Disaster Loan Fund, Lease and Surety Bond Guarantees Revolving Fund [combined balance sheet]. (p. 4)
2. Business Loan and Investment Fund, Disaster Loan Fund, Lease and Surety Bond Guarantees Revolving Fund [combined statement of income and expense]. (p. 6)
3. Status of Business Loan and Investment Fund. (p. 7)
4. Status of Disaster Loan Fund. (p. 13)
5. Status of Lease and Surety Bond Guarantees Revolving Fund. (p. 17)
6. Accountability for capital appropriations to revolving funds. (p. 19)

7. Administrative expenses by activity, Jan. 1 to Dec. 31, 1973. (p. 21)
8. Reconstruction Finance Corp. liquidation activity. Reduction in portfolio as of Dec. 31, 1973. (p. 21)

**REQUIRED REPORTS TABLES**

- C. [Small business] investment company loans approved during 1973, direct funding. (p. 25)
- [1] Funding through SBA guarantee of SBIC debentures purchased by private lenders. (p. 26)
- [2] Federal agency procurement commitments to business and small business, FY73 [amounts, by agency]. (p. 28)
- E-1. Estimated taxes attributable to incomes of businesses, by size of business receipts and form of business organization, 1970. (p. 31)
- E-2. Number of returns and reported business income, by size of reported business receipts and form of business organization, 1970. (p. 32)
- F-1. Selected financial data reported in tax returns by small business investment companies and by business credit agencies with total assets under \$25 million, 1970. (p. 35)

---

**9768**  
**SMALL BUSINESS**  
**ADMINISTRATION**  
 Special and  
 Irregular Publications

---

**9768-4**      **USING CENSUS DATA TO**  
 ★              **SELECT A STORE SITE**  
 Apr. 1974. 11 p.  
 Small Marketers Aid 154. †  
 ASI/MF

By Louis H. Vorzimer. Pamphlet explaining the use of Census tract data in selecting a location for a retail store. Includes 7 sample tables from the 1970 census showing general and social population characteristics, labor force status, family income, and housing.

**9768-6**      **METRIC SYSTEM AND**  
 ★              **SMALL BUSINESS**  
 May 1973. 11 p. †  
 ASI/MF

By Louis E. Barbrow. Report for the small business man explaining metric system and the implications of adopting it. Includes 2 tables showing the meaning of prefixes denoting values of metric system units; and conversion factors for common measurement units.

More detailed information appears in *U.S. Metric Study Interim Reports* (see ASI 1974 Annual, 2216-1).

---

**9774**  
**SMITHSONIAN INSTITUTION**  
 Annuals and Biennials

---

**9774-2**      **NATIONAL ZOOLOGICAL**  
**PARK 18 MONTH REPORT,**  
**July 1, 1971-Dec. 31, 1972**  
 1974. 66 p.  
 Press Pub No 5112.  
 ●Item 910-J. ‡ ASI/MF  
 S11.1/2:971-72.

Report of the National Zoological Park in Washington, D.C., July 1, 1971-Dec. 31, 1972. Covers status of the collection (detailed tabulation by species, p. 9-27); veterinary health concerns, including classification of causes of deaths, May 1971-Apr. 1972 (p. 46-53); administration (visitors data, p. 59); and scientific activities of the staff.

This report marks the transition from fiscal to calendar year reporting; for description of FY71 annual report, see ASI 1974 Annual under this number.

**9804**  
**TENNESSEE VALLEY**  
**AUTHORITY**  
**Annuals and Biennials**

**9804-6 POWER ANNUAL REPORT, FY74**  
 Annual. 1974. 37 p. †  
 ASI/MF Y3.T25:1-7/974.

Annual report on TVA power program and related activities, FY74 with trends from FY60. Covers sales, use, revenues, technological developments, construction, and payments to local governments in lieu of taxes.

Contents: narrative with 5 text tables, 5 charts, and 2 maps (p. 2-19); and 4 financial and 6 operating statistics tables, listed below (p. 21-37).

Operations of municipal and cooperative distributors of TVA power are covered in an annual report for FY73 (see ASI 1974 Annual, 9804-4); and in a separate report for FY69-73 (see ASI 1974 Annual, 9808-20).

**9804-6.1: Financial Statements, FY73-74**

- [1] Net income and retained earnings, power program. (p. 21)
- [2] Balance sheets [assets and liabilities]. (p. 22)
- [3] Net expense accumulated net expense, nonpower programs. (p. 24)
- [4] Changes in financial position. (p. 26)

**9804-6.2: Operating Statistics**

[Data are annual for FY60-74, unless otherwise noted.]

- [1] Power earnings. (p. 30)
- [2] Net power assets. (p. 32)
- [3] System input, system output (millions of KWH). (p. 34)
- [4] Customer statistics. (p. 36)
- [5] Fuel statistics, FY70-74 [fuel consumed, and fuel-to-power ratios, separate for steam and gas turbine plants]. (p. 37)

**9804-9 WORLD FERTILIZER MARKET REVIEW AND OUTLOOK**

Biennial. 1974. 68 p.  
 TA(QA)6-69. Bull. Y-70. †  
 ASI/MF Y3.T25:3-2/Y-70.

By Edwin A. Harre et al. Biennial report on fertilizer consumption and production trends from 1967 and projected supply and demand to 1980 for developed, developing, and Communist nations. Forecasts are based on assessments of effective demand and probable production capacities. The report covers 3 primary plant foods (nitrogen, phosphates, and potash) and fertilizer materials.

Contents:

- a. Narrative, with 17 tables and 17 charts. (p. 1-34)
- b. 28 appendix tables on consumption, capacity, actual production, and trade, by world region. (p. 35-50)
- c. Examples of calculations of plant investment, production costs, and gate sale prices, with 15 tables and 18 charts. (p. 51-68)

Previous issue of this report, published in 1972, was titled *Estimated World Fertilizer Production Capacity as Related to Future Demands* (see ASI 1974 Annual under this number).

**9804-11 OFFICE OF ENGINEERING DESIGN AND CONSTRUCTION, TVA, FY74 Annual Report**  
 Annual. Aug. 1974. 53 p.  
 F 75E1R. † ASI/MF

Annual report on TVA design and construction of water control and power projects in FY74.

Contents:

- a. Summary with 1 chart and map of projects. (p. 4-9)
- b. Status of 6 major projects under construction, with scattered text statistics. (p. 10-29)
- c. Design division: description of work in progress; with 1 chart. (p. 30-35)
- d. Other project engineering and construction, including environmental protection activity. (p. 36-41)
- e. Total employment and budget, with 2 tables. (p. 42-45)
- f. Quality assurance, project controls, construction accounting, safety engineering, costs and estimating, and consultants. (p. 46-49)
- g. 2 tables on principal construction features of each major water control project and generating plant, including costs. (p. 50-53)

**9842**  
**U.S. CIVIL SERVICE COMMISSION**  
**Current Periodicals**

**9842-1 FEDERAL CIVILIAN MANPOWER STATISTICS**  
 Monthly. Approx. 23 p.  
 SM 13 74(nos.) •Item 293-E.  
 † ASI/MF ASI/MF  
 CS1.55/2:(date).  
 2317(74).

Monthly report presenting current statistics on Federal civilian employees, including employment totals, payrolls, accessions and separations, and overseas employee citizenship. For further description of contents, and listing of regularly appearing tables, see ASI 1974 Annual under this number. Feature tables of the current issue are listed below.

**9842-1.14: November 1974 Feature Tables**

- SUMMER EMPLOYMENT FOR YOUTH**  
 [Data in tables 20-22 are as of Sept. 1974.]
- 20. Temporary summer employment appointments [by agency]. (p. 35)
  - 21. On board summer employees, all areas [by agency]. (p. 36)
  - 22. Place of duty of temporary summer employees, by State. (p. 37)
  - 23. Total temporary summer employment appointments, May through Sept. 1974. (p. 38)

## 9844 U.S. CIVIL SERVICE COMMISSION Annals and Biennials

**9844-6 PAY STRUCTURE OF THE FEDERAL CIVIL SERVICE, Mar. 31, 1973**  
Annual. Jan. 1974. iv+50 p. SM 33-73. ●Item 299.  
GPO \$1.15. ASI/MF  
S/N 0600-00804.  
CS1.48:SM33-73.

Annual report on salary and wage information for full-time Federal civilian employees, as of Mar. 31, 1973, presenting data on employment by grade and salary within the various pay systems; by dept or agency; and, overseas, by citizenship. Based on agency submissions in response to the annual survey "Salary and Wage Distribution of Federal Civilian Employees."

No reports are received for employees of Congress or the Board of Governors of the Federal Reserve System. Statistics on the CIA and National Security Agency are also omitted.

### Contents:

Introduction with description of the Federal pay systems, the survey, and the coverage of the report; and summary with 5 charts. (p. 1-9)

App. A. 19 statistical tables, listed below. (p. 14-36)

App. B. 6 postal service tables, listed below. (p. 39-43)

App. C. 8 salary schedule charts and chronology of General Schedule salary legislation. (p. 47-50)

### TABLES:

[Pay system is broken down by General Schedule, Wage System, and other acts and administrative determination. All tables refer to Mar. 31, 1973.]

### STATISTICAL TABLES

#### 9844-6.1: Employment by Pay System

1. Employees by Federal agency and pay system, all areas. (p. 14)
2. Employees and aggregate and average salaries, by pay system and area [all areas, U.S. territories, foreign countries, U.S., D.C. metropolitan area, Alaska, and Hawaii]. (p. 17)

#### 9844-6.2: General Schedule Employment

3. Employees by Federal agency and General Schedule grade, all areas. (p. 18)
4. Employees and aggregate and average salaries by General Schedule grades and areas [U.S. and D.C. metropolitan area]. (p. 20)
5. Employees of the Federal Government by General Schedule grade and step and percent distribution, all areas. (p. 21)
6. Employees of the Federal Government by General Schedule grade and step and percent distribution, United States. (p. 22)

#### 9844-6.3: Other Pay Systems

7. Employment in Foreign Service pay systems, all areas. (p. 23)
8. Employment [physicians, dentists, and nurses] in the Dept of Medicine and Surgery, VA, all areas. (p. 24)

#### 9844-6.4: Pay Levels and 1965-73 Changes

9. Employees by pay group and pay system, all areas. (p. 25)
10. Employees by pay group and pay system, U.S. (p. 26)
11. Changes in pay distribution, 1965-73, General Schedule employees, U.S. (p. 27)
12. Changes in pay distribution, 1965-73, Wage System employees, U.S. (p. 28)
13. Changes in pay distribution, 1965-73, employees under other non-postal pay systems. (p. 29)
14. Employees by pay group and pay system, D.C. metropolitan area. (p. 31)
15. Employees by pay group and pay system, U.S. territories. (p. 32)
16. Employees and average salaries in territories of the U.S., by pay system, citizenship [U.S., non-U.S.], and selected location. (p. 33)

#### 9844-6.5: Overseas Employment

17. Employees by pay group and pay system, foreign countries. (p. 34)
18. U.S. citizen employees by pay group and pay system, foreign countries. (p. 35)
19. Noncitizen employees by pay group and system, foreign countries. (p. 36)

### POSTAL SERVICE TABLES

#### 9844-6.6: Employment by Pay System

[All tables refer to full-time employment in all areas, as of Aug. 3, 1973.]

1. Postal Service employment by pay system. (p. 39)
2. Postal Service employees by pay group and pay system. (p. 40)
3. Postal Executive Schedule employment by level. (p. 41)
4. Fourth Class Postmasters by level and step. (p. 41)
5. Postal Management Schedule employment by level and step. (p. 42)
6. Postal Salary Schedule employment by level and step. (p. 43)

#### 9844-7 STUDY OF EMPLOYMENT OF WOMEN IN THE FEDERAL GOVERNMENT, 1973

Annual. 1974.  
243 p.+errata sheet.  
SM 62-09. ●Item 299.  
GPO \$2.55. ASI/MF  
S/N 0600-00798.  
CS1.48:SM62-09.

Annual report on Federal civilian women white-collar employees as of Oct. 1973, with comparative data as of Oct. 1972. Provides detailed employment data by occupation, General Schedule (GS) grade level, and employing agency; and shows percent change in women's employment since 1972.

Data are from Central Personnel Data File (CPDF) supplemented by survey data submitted by 30 agencies. Report covers all Federal employees except employees of the Board of Governors of the Federal Reserve System, CIA, NSA, members and employees of Congress, ungraded Judicial Branch employees, and foreign nationals employed overseas.

Report is 8th in an annual series begun in 1966.

### Contents:

- a. Highlights, introduction, and note on employment trends, 1968-73, with 4 summary tables. (p. 5-15)
- b. 9 detailed tables, listed below. (p. 18-24)
- c. GS annual salary rates, effective Oct. 1, 1973. (p. 242)

#### 9844-7.1: Detailed Tables

[All tables refer to full-time white-collar Federal civilian employees, and show total employment and number and percent of women employees for 1973 and 1972. Occupational groups are defined in the *CSC Handbook of Occupational Groups and Series of Classes*.

Tables for "each agency" show separate data for 71 specific agencies and summary data for "all other."

A. Employment by agency and geographic area [D.C. metropolitan area, remainder of 50 States, territories, and foreign countries], Oct. 31, 1973. (p. 18)

A-1. Employment by agency and geographic area, Oct. 31, 1972. (p. 19)

B. Employment by GS and equivalent grades: summary. (p. 23)

C. Employment by GS and equivalent grades: each agency. (p. 24)

D. Employment by GS and equivalent grades: 23 occupational groups. (p. 99)

E. Employment by special categories [total professional, administrative, technical, clerical, other]. (p. 125)

F. Employment, by special categories [detailed specific positions] within [23] occupational groups. (p. 126)

G. Employment occupational group [23 groups]. (p. 169)

H. Employment by occupational group: each agency. (p. 170)

#### 9844-13 MINORITY GROUP EMPLOYMENT IN THE FEDERAL GOVERNMENT, Nov. 30, 1973

Annual. Sept. 5, 1974.  
17 p. no paging. ●Item 299.  
† ASI/MF

Advance annual report on minority group civilian employment in the Federal Government as of Nov. 30, 1973, and change from the previous year. Shows number and percent of Negro, Spanish surnamed, American Indian, and Oriental employees by pay system and grade or salary level. Data are for all agencies combined and the U.S. Postal Service.

Contents: brief narrative analysis of table contents (p. 1-4); and 25 tables, described below.

Complete 1973 annual report, showing data for each agency and by State and SMSA, is scheduled for publication in summer 1975; for description of 1972 report, see ASI 1974 Annual under this number.

**TABLES:**

1-6. All agencies summary: full time employment. Show number and percent of all and minority group employees, Negroes, Spanish surnamed, American Indian, and Orientals, by pay system and grade level; and for the Postal Service. (6 p.)

7-25. Percent distributions of minority employees by pay category, grade groupings, and salary groupings; and change from 1972. (7 p.)

**9844-25 EXECUTIVE MANPOWER IN THE FEDERAL SERVICE**

Annual. June 1974.  
iii+24 p. ●Item 295.  
GPO \$0.75. ASI/MF  
S/N 0600-0008.  
CSI.2:Ex3/10/974.

Annual report on Federal executive manpower structure, staffing dynamics, and development during FY73. Based on Civil Service Commission studies, analyses of Executive Inventory records, agency reports, and other Commission materials.

Narrative, with 20 tables, covers the numbers of positions under various position, appointment, and pay authorities; kinds of positions; ways in which positions are vacated and filled; and the history of Government sponsored executive development and training programs.

For description of previous report, see ASI 1974 Annual, 9848-1.

**9844-26 IPA INTERGOVERNMENTAL ASSIGNMENT PROGRAM, 1974 Report**

Annual. Oct. 1974. 12 p.  
BIPP 152-44. † ASI/MF

Annual report on temporary exchanges of personnel among Federal executive agencies, State and local governments, and universities, under the Intergovernmental Personnel Act of 1970. Includes 1 table showing numbers moving from and to Federal agencies, FY74 and cumulative from May 1971. Also includes a map showing cumulative program participants, by State.

**9848 U.S. CIVIL SERVICE COMMISSION****Special and Irregular Publications****9848-14 CIVIL SERVICE NEWS: FEDERAL EMPLOYEES HEALTH BENEFITS PROGRAM**

July 12, 1974. 3 p. †  
ASI/MF

Report on health insurance coverage changes made by Federal employees and annuitants, Nov. 15-30, 1973. Two tables show enrollment before and after the open season, new enrollments, and transfers for Blue Cross-Blue Shield, Aetna, employee organization plans, and individual and group practice plans, by individual plan and option.

ASI 1974

**9848-15 DECISION ANALYSIS FORECASTING FOR EXECUTIVE MANPOWER PLANNING**

June 1974. 30 p.  
EMMTAP No. 3.  
●Item 290-H. GPO \$0.70.  
ASI/MF S/N 0600-00788.  
CSI.85:3.

Technical paper describing a forecasting model, Decision Analysis Forecasting (DAF), for use in determining Federal executive manpower needs and resources at the agency level and below. The procedures used are presented on a step-by-step basis.

Report is part of a series, primarily non-statistical, on executive manpower management.

**9848-16 SELECTED REFERENCES ON EMPLOYEE SELECTION WITH EMPHASIS ON TESTING THE DISADVANTAGED**

Oct. 1972. v+17 p.  
TM-10-72-1. † ASI/MF  
CSI.48:TM-10-72-1.

Bibliography on use of testing in hiring procedures, with major emphasis on hiring minority groups. Lists books and articles on tests, standards and guidelines, hiring the disadvantaged, elementary and intermediate statistics for testing, and differential validation. Brief notes are included.

**9848-17 REPORT ON OPEN SEASON ENROLLMENT TRENDS IN THE FEHB PROGRAM**

July 9, 1974. 3+10 p. †  
ASI/MF

Report on enrollment trends in the Federal Employees Health Benefits program during 8 periods 1961-73, when employees could transfer into plans. 8 charts illustrate premium differences of the plans, open season transfers and new enrollments, and average enrollee age for Blue Cross and Aetna.

**9852 U.S. INFORMATION AGENCY Current Periodicals****9852-1 U.S. INFORMATION AGENCY, 41st Semiannual Report to the Congress, July 1-Dec. 31, 1973**

Semiannual. 1974. 66 p.  
●Item 672-B. † ASI/MF  
IA1.1:973-2.

Semiannual report of USIA activities, as of Dec. 31, 1973. Includes data on media programs, publications, and participation in world exhibits.

Contents:

- a. Narrative discussion, with 6 tables showing number of staff positions, American and local, and FY74 budget for USIS posts in foreign countries, by country. (p. 4-61)
- b. 5 tables, listed below. (p. 62-66)

**TABLES:**

I. Appropriations to agency [by 5 categories of activities], FY70-74. (p. 62)

II. Authorized agency positions [domestic, and overseas American and local, by organizational element], FY70-74. (p. 63)

III. Allocations and obligations by organizational element, FY74. (p. 64)

IV. Availability, planned obligations, actual obligations, and FY73 expenditures for 3 agency programs, as of Dec. 31, 1973. (p. 65)

[V] Weekly hours of Voice of America broadcasts in 35 languages. (p. 66)

**9864 U.S. POSTAL SERVICE Annuals and Biennials****9864-1 ANNUAL REPORT OF THE POSTMASTER GENERAL, 1973-74**

Annual. 1974. 52 p.  
●Item 835. † ASI/MF  
P1.1:974.

Annual report of the Postmaster General covering operations, postal rates, finances, mail volume, and employment, FY73-74 with trends from FY70.

Contents: narrative description interspersed with 8 charts and 13 tables, listed below.

**TABLES:**

- [1] Financial and operating highlights [FY70-74]. (p. 1)
- [2] Foreign rate conversion of selected countries' first unit of letter postage rate. (p. 9)
- [3] Minutes of worktime required to match the cost of a letter stamp [U.S. and 9 foreign countries]. (p. 9)
- [4] Analysis of FY73 revenue foregone subsidy, by class of mail. (p. 20)
- [5] Financial operations, FY74. (p. 21)
- [6] Balance sheet. (p. 40)
- [7] Statement of operations and changes in equity. (p. 42)
- [8] Statement of changes in financial position. (p. 43)
- [9] Financial history summary [statement of operations, balance sheet, and analysis of changes in equity, FY70-74]. (p. 47)
- [10] Operating statistics [revenue, weight, and number of pieces in each class of mail, 1970-74]. (p. 48)
- [11] Special services [number of pieces and revenue, 1970-74]. (p. 50)
- [12] Employees [FY70-74]. (p. 51)
- [13] Offices, stations, and branches [FY70-74]. (p. 51)



---

## Special Boards, Committees, and Commissions

---

---

### 14784 MIGRATORY BIRD CONSERVATION COMMISSION Annuals and Biennials

---

14784-1 REPORT OF THE  
MIGRATORY BIRD  
CONSERVATION  
COMMISSION Fiscal Year  
Ended June 30, 1974  
Annual. Oct. 1974. 19 p. †  
ASI/MF Y3.M58:1/974.

Annual report for FY74 of the Migratory Bird Conservation Commission, created by the Migratory Bird Conservation Act of 1929 to recommend and set prices for purchase or rental of land and water areas for national wildlife refuges.

Contents: narrative report on land acquisition approvals, with 2 lists of acres purchased or leased, and 3 maps (p. 1-10); and 2 tables, listed below (p. 11-18).

#### **TABLES:**

[Data are shown for FY74 and cumulative status at the end of FY74.]

1. National migratory bird refuge lands, by refuge and State: lands purchased and leased with duck stamp funds [acres and cost] FY74 and cumulative; and cumulative total acres of donations or other acquisitions. (p. 11)
2. National waterfowl production areas, by county and State: lands purchased and interest acquired through easement with duck stamp funds [acres and cost] FY74 and cumulative; and cumulative total of other acres. (p. 17)

---

### 17604 U.S. ADVISORY COMMISSION ON INFORMATION Annuals and Biennials

---

17604-1 U.S. ADVISORY  
\* COMMISSION ON  
INFORMATION, 27TH  
REPORT  
Annual. July 1974.  
vii+102 p. •Item 1049-B. †  
ASI/MF Y3:Ad9/7:1/973.

Annual report evaluating FY74 activities and goals of the U.S. Information Agency and the Voice of America, by their advisory commission.

#### Contents:

- a. Narrative review of accomplishments of USIA and VOA, with 3 text tables; and recommendations. (p. 1-55)
- b. Memorandum from head of USIA summarizing agency developments. (p. 57-63)
- c. Analysis of USIA program effectiveness, including charts and tables from surveys taken at exhibits abroad. (For description of complete reports on opinion surveys taken at selected USIA exhibitions, see ASI 1974 Annual, 9856-1.) (p. 65-102)

## United States Courts

### 18204 ADMINISTRATIVE OFFICE OF THE U.S. COURTS Annuals and Biennials

**18204-2 ANNUAL REPORT OF THE DIRECTOR, FY74.**  
Administrative Office of the U.S. Courts  
Annual. 1974.  
289 xii + 182 + A107 p. var.  
paging. •Item 728. †  
ASI/MF Ju10.1:974.

Preliminary annual report of the Director of the Administrative Office of the U.S. Courts, FY74, including U.S. Courts of Appeals and District Courts data on civil and criminal cases; trials and juror utilization; probation and bankruptcy cases; special courts; naturalizations; dispositions by magistrates; numbers of judges and administrative personnel; and operating costs.

#### Contents:

- a. 9 narrative chapters, each prepared by a separate division of the U.S. Courts, with 109 tables and 12 charts. (182 p.)
- b. Appendix, with 53 tables supplementing and providing additional detail to those in the text. (107 p.)

All tables are listed below.

The final version of this report together with FY74 editions of *Reports of the Proceedings of the Judicial Conference of the U.S.*, the *Report of the Committee to Implement the Criminal Justice Act*, and the *Report on Applications for Orders Authorizing or Approving the Interception of Wire or Oral Communications* will be printed in one volume early in 1975. For description of the volume containing FY73 editions of the 4 reports, see ASI 1974 Supplement 5, 18204-8.

A semiannual report is also published, usually in May, providing data for the first half of the next fiscal year.

#### TABLES:

[Most tables show data broken down by the 10 Federal court circuits; circuit court data are often further broken down by State and State district, D.C., and outlying areas of Puerto Rico, Guam, and Virgin Islands.]

#### ADMINISTRATION

##### 18204-2.1: Division of Personnel

- [1] Judicial and administrative personnel of the Federal courts as of June 30, 1973 and 1974. (p. III-1)

##### 18204-2.2: Division of Financial Management

- [1] The judiciary (exclusive of the Supreme Court) preliminary statement of appropriation accounts, FY74. (p. IV-3)
- [2] Judiciary appropriation bill, (exclusive of the Supreme Court) 1975. (p. IV-5)
- [3] Judicial survivors annuity system, comparative statement of judicial participation and the number of survivor annuitants as of June 30, FY64-74. (p. IV-6)
- [4] Judicial survivors annuity system, comparative statement of receipts, disbursements, and balances in the Judicial Survivors Annuity Fund, FY65-74. (p. IV-7)
- [5] Judicial Survivors Annuity Fund investment holdings as of June 30, 1974. (p. IV-8)
- [6] Preliminary, status of funds available for the temporary Emergency Court of Appeals as of June 30, 1974. (p. IV-9)

#### MAGISTRATES

##### 18204-2.3: Cases and Dispositions

1. U.S. magistrate positions authorized by the Judicial Conference, FY70-74. (p. VI-1)
2. Matters disposed of by U.S. magistrates during FY72-74. (p. VI-3)
3. Minor offense cases disposed of by U.S. magistrates, by nature of offense, FY72-74. (p. VI-4)
4. Districts with highest number of minor offenses disposed of by magistrates during FY74. (p. VI-5)
5. Matters disposed of by full-time and part-time U.S. magistrates during FY74. (p. VI-7)
6. Matters disposed of by full-time magistrates in the 25 largest district courts (5 or more judgeships) during FY74. (p. VI-8)

#### BANKRUPTCY ADMINISTRATION

##### 18204-2.4: Activity Summary

- [1] [Bankruptcy cases filed, FY48-74.] (p. VII-1)
- [2] Filings, by circuit, FY73-74. (p. VII-2)
- [3] Business and non-business bankruptcies [FY65-74]. (p. VII-3)
- [4] Business and non-business cases, by circuit, FY74. (p. VII-5)
- [5] Filings by chapter of the Bankruptcy Act [FY65-74]. (p. VII-6)
- [6] Status of the Referees Salary and Expense Fund [FY65-74]. (p. VII-9)

#### PROBATION

##### 18204-2.5: Activity Summary

1. Investigative reports by probation officers, FY73-74. (p. VIII-3)
2. Persons received for supervision, FY73-74. (p. VIII-4)

3. Movement of persons under supervision during FY74. (p. VIII-5)
4. Workload of Federal probation officers, FY65-74. (p. VIII-6)
5. Persons removed from supervision, FY74. (p. VIII-6)

#### U.S. COURTS OF APPEALS

##### 18204-2.6: Activity Summary

1. Appeals filed, terminated and pending, FY62-74. (p. IX-1)
2. Appeals commenced, terminated, and pending, FY61 and FY69-74 by circuit. (p. IX-5)
3. Filings, terminations, and pending caseload per judgeship, FY61, FY66 and FY74. (p. IX-7)
4. Nature of suit or offense of appeals of U.S. District Courts filed in U.S. Courts of Appeals, 1969-74. (p. IX-8)
5. Impact of State prisoner petitions on filings, FY74. (p. IX-9)
6. Trend [number] of hearings held, FY70-74. (p. IX-9)
7. Hearings held, FY72-74. (p. IX-10)
8. Miscellaneous proceedings filed, FY72-74. (p. IX-11)
9. Activity of Temporary Emergency Court of Appeals, FY74. (p. IX-11)
10. Reversal rate of cases terminated after hearing or submission, FY73-74. (p. IX-12)
11. Cases under submission more than 3 months as of June 30, 1974. (p. IX-13)
- 11a. Opinions and memoranda filed in cases disposed of, FY74. (p. IX-13)

#### U.S. DISTRICT COURTS

##### 18204-2.7: Civil Cases

12. Number of cases pending per authorized judgeship, FY72-74. (p. IX-16)
13. Civil and criminal cases, FY40, FY50, FY60, FY69-74. (p. IX-17)
14. Civil cases filed, terminated and pending, FY60-74. (p. IX-18)
15. Civil cases commenced during FY60 and FY70-74, by circuit. (p. IX-20)
16. Civil cases commenced, by nature of suit, FY61 and FY69-74. (p. IX-21)
17. Filings of Interstate Commerce Commission rate cases, FY73-74. (p. IX-22)
18. Civil cases commenced, terminated and pending, FY73-74 [by circuit and district]. (p. IX-26)
19. Civil cases filed and terminated in 25 large courts, FY73-74. (p. IX-29)

#### CASES PENDING

20. Civil cases pending by nature of suit, FY68-74. (p. IX-30)

21. Age of civil cases pending June 30, FY61-74. (p. IX-31)
22. Civil cases pending 3 years or more, as of June 30, 1974, by jurisdiction and nature of suit. (p. IX-32)
23. Districts with 200 or more civil cases pending 3 years or more, FY73-74. (p. IX-33)

**PRISONER PETITIONS**

24. Prisoner petitions filed, FY66-74. (p. IX-34)
25. Civil cases filed, showing prisoner petitions, FY60-74. (p. IX-34)

**TERMINATIONS**

26. Civil cases terminated by action taken, FY69-74. (p. IX-35)

**BY TYPE OF CASES**

27. Antitrust cases commenced, FY60-74. (p. IX-38)
28. Case flow of I.C.C. cases, FY73-74. (p. IX-39)
29. U.S. Plaintiff land condemnation cases, FY62-74. (p. IX-40)
30. Environmental matters filed, terminated and pending by district, FY74. (p. IX-41)
31. Economic Stabilization Act cases, FY74. (p. IX-42)
32. Product liability cases filed, terminated, and pending, FY74. (p. XI-43)

**THREE JUDGE COURTS**

33. 3-judge court hearings by nature of suit, FY63-74. (p. IX-44)
34. 3-judge court hearings by district and nature of suit, FY74. (p. IX-45)
35. Action on 3-judge court hearings, by nature of suit, FY74. (p. IX-46)

**CLASS ACTION CASES**

36. Class action suits filed, FY74. (p. IX-47)
37. Civil class action cases pending on June 30, 1974, by nature of suit and district. (p. IX-48)
38. Civil class action cases commenced by basis of jurisdiction, FY74. (p. IX-49)
39. Class action civil suits commenced in FY74 and pending July 1, 1973 and June 30, 1974. (p. IX-53)
40. Class action civil suits filed in FY74 and pending on June 30, 1973 and 1974. (p. IX-54)

**CIVIL CASES TRANSFERRED**

41. Number and types of cases transferred during FY74 by order of the judicial panel on multidistrict litigation. (p. IX-56)
42. Civil cases transferred from 1 district to another during FY74. (p. IX-57)
43. Summary by district of civil cases transferred under 28 U.S.C. 1407 for the period July 7, 1968-June 30, 1974. (p. IX-58)

**18204-2.8: Criminal Cases**

44. Cases filed by nature of offense, FY61 and FY68-74 (excludes transfers). (p. IX-61)
45. Criminal cases commenced, terminated and pending, FY55-74. (p. IX-63)
46. Cases commenced showing nature of original proceedings during FY68-74 (excludes transfers). (p. IX-63)
47. Cases commenced, terminated and pending, FY73-74. (p. IX-65)

48. Cases pending June 30, 1969-74, by nature of offense. (p. IX-70)

49. Narcotic drug law case flow, FY70-74. (p. IX-71)
50. District courts having more than 500 criminal cases pending June 30, 1974. (p. IX-72)

**18204-2.9: Weighted Filings**

51. Weighted filings, FY62-74. (p. IX-73)
52. Districts with weighted filings per judge-ship of 500 or more, FY74. (p. IX-74)

**18204-2.10: Cases and Motions under Advisement**

53. District judges reporting on cases held under advisement, FY74. (p. IX-75)
54. Cases and motions held under advisement over 60 days, by circuit, FY74. (p. IX-76)
55. Cases and motions held under advisement over 60 days, FY69-74. (p. IX-76)

**18204-2.11: Passports and Naturalization**

56. Passport applications, petitions for naturalization, aliens naturalized, FY55-74. [For FY74 data broken down by circuit and district, see 18204-2.18 below.] (p. IX-77)

**18204-2.12: Juror Utilization**

57. Petit juror usage, 1971-74. (p. IX-79)
58. Juror usage reports, totals [by circuit and district], FY74. (p. IX-82)
59. Comparison of juror usage rankings [by circuit and district], FY74. (p. IX-84)
60. Rank of districts according to juror usage index, FY74. (p. IX-86)
61. Rank of districts by percentage of jurors serving on jury trials, FY74. (p. IX-87)
62. Rank of districts according to percentage of jurors challenged, FY74. (p. IX-88)
63. Rank of districts by percentage of jurors not selected, serving, or challenged, FY74. (p. IX-89)
64. Rank of districts by percentage of petit jurors not serving on trials, FY74. (p. IX-90)
65. Juror usage indexes for FY71-74. (p. IX-91)
66. Percentage of jurors serving on jury trials for FY71-74. (p. IX-92)
67. Percentage of jurors not selected, serving or challenged for FY71-74. (p. IX-93)

**18204-2.13: Federal Public/Community Defenders**

68. Caseload of Federal public/community defenders, FY72-74. (p. IX-95)

**18204-2.14: Trials**

69. Trials completed during FY62-74. (p. IX-97)
70. Length of trials, FY68, FY70, and FY72-74. (p. IX-98)
71. Median time interval from issue to trial in civil cases in which trials were completed in the 25 large metropolitan district courts, FY71-74. (p. IX-99)

**18204-2.15: Criminal Cases and Defendants**

72. Summary of defendants disposed of, FY69-74. (p. IX-101)
73. Criminal defendants disposed of showing median time interval from filing to disposition, FY63 and FY67-74. (p. IX-103)
74. Time period required for disposition of defendants, FY73-74. (p. IX-105)
75. Median time intervals from filing to disposition of defendants, FY73-74. (p. IX-108)
76. Median time intervals from filing to disposition of defendants disposed of, excluding dismissals, FY73-74. (p. IX-109)
77. Criminal cases pending one year or more, showing proportion of cases with fugitive defendants, FY68-74. (p. IX-111)
78. Defendants in criminal cases pending one year or more, showing type of status, FY73-74. (p. IX-111)
79. Defendants in criminal cases pending one year or more on June 30, 1974. (p. IX-112)
80. Fugitive defendants in criminal cases pending 1 year or more, FY70-74. (p. IX-113)
81. Criminal defendants pending one year or more, FY73-74. (p. IX-113)
82. Status of defendants in criminal cases pending one year or more on June 30, 1974. (p. IX-114)
83. Defendants pending one year or more. (p. IX-116)

**APPENDIX TABLES**

[All data are for FY74 unless otherwise noted.]

**18204-2.16: U.S. Courts of Appeals**

[Table B-6 omitted in the text.]

- B-1. Cases commenced and terminated, by circuit. (p. A-2)
- B-2. Petitions for review on writ of certiorari to the Supreme Court of the U.S. filed and disposed of. (p. A-4)
- B-3. Source of appeals and original proceedings commenced during FY70-1974, by circuit. (p. A-5)
- B-4. Median time intervals in cases terminated after hearing or submission. (p. A-8)
- B-5. Median time intervals in civil and criminal cases terminated after hearing or submission by circuit. (p. A-9)
- B-7. Nature of suit or offense of appeals from the U.S. district courts filed in the U.S. Courts of Appeals. (p. A-10)

**18204-2.17: U.S. District Courts****CIVIL CASES**

- C-1. Civil cases commenced and terminated, by district. (p. A-12)
- C-2. Civil cases commenced during FY73-74, by basis of jurisdiction and nature of suit. (p. A-14)
- C-3. Civil cases commenced, by nature of suit and district. (p. A-16)
- C-3a. Civil cases pending on June 30, 1974, by nature of suit and district. (p. A-20)
- C-4. Civil cases terminated, by nature of suit and action taken (land condemnation cases omitted). (p. A-25)

C-4a. Civil cases terminated, by district and action taken. (p. A-26)

C-5. Time interval from filing to disposition of civil cases terminated by district and method of disposition excluding land condemnation, habeas corpus cases, deportation reviews, and motions to vacate sentence. (p. A-28)

C-5a. Time interval from filing to disposition of civil cases terminated, by nature of suit and method of disposition (excluding land condemnation cases, prisoner petitions and deportation reviews). (p. A-30)

C-5b. Time interval from filing to disposition by nature of suit and method of disposition for land condemnation cases, habeas corpus cases, deportation reviews, and motions to vacate sentence. (p. A-31)

C-6a. Civil cases pending on June 30, 1974, by district and length of time pending (excluding land condemnation). (p. A-32)

C-6b. Land condemnation cases pending on June 30, 1974, by district and length of time pending. (p. A-34)

**TRIALS**

C-7. Civil and criminal trials completed, by district. (p. A-36)

C-8. Length of civil and criminal trials completed, by nature of suit or offense. (p. A-38)

C-9. Civil and criminal trials requiring 20 or more days, terminated during FY74. (p. A-40)

C-10. Time interval from issue to trial of civil cases in which a trial was completed during the fiscal year ended June 30, 1974, by district. (p. A-42)

**CRIMINAL CASES**

D-1. Criminal cases commenced and terminated by district. (p. A-44)

D-2. Criminal cases commenced during FY70-74, by nature of offense (excludes transfers). (p. A-46)

D-3. Criminal cases commenced, by nature of offense and district (excludes transfers). (p. A-48)

D-4. Criminal defendants disposed of by nature of offense and type of disposition. (p. A-52)

D-5. Criminal defendants sentenced after conviction, by nature of offense. (p. A-54)

D-6. Median time intervals from filing to disposition of criminal defendants disposed of, by district. (p. A-56)

D-7. Disposition of defendants changed with Federal offenses showing type of sentence, by district. (p. A-58)

D-8. Criminal cases pending June 30, 1974, by nature of offense and district. (p. A-62)

D-8a. Triable criminal cases pending June 30, 1974 by nature of offense and district (excludes cases with fugitive defendants). (p. A-66)

D-8b. Criminal cases pending June 30, 1974, by district and length of time pending. (p. A-70)

**PROBATION**

E-1. Persons received for and removed from supervision, Federal probation system, by district. (p. A-72)

E-2. Persons under the supervision of the Federal probation system, by district, June 30, 1974. (p. A-76)

**BANKRUPTCY**

F-1. Bankruptcy cases commenced and terminated, by district. (p. A-78)

F-2. Voluntary and involuntary cases commenced, by chapters of the Bankruptcy Act, by district. (p. A-80)

F-3. Voluntary bankruptcy cases commenced, by occupation of bankrupt or debtor. (p. A-82)

**18204-2.18: Special Courts and Public Defenders**

**CUSTOMS AND PATENT APPEALS**

G-1. U.S. Customs Court [cases by type, FY73-74]. (p. A-84)

G-2. U.S. Court of Customs and Patent Appeals [cases pending, docketed, and disposed of, FY72-74]. (p. A-85)

**FEDERAL PUBLIC DEFENDERS**

K-1. Statistical summary of activities, by district. (p. A-86)

K-2. Statistical summary of criminal cases represented, by counsel, by type of offense. (p. A-88)

K-3. Statistical summary of cases handled by other representations. (p. A-89)

K-4. Summary of types of dispositions. (p. A-90)

**COMMUNITY DEFENDER ORGANIZATIONS**

L-1. Statistical summary of activities, by district. (p. A-91)

L-2. Statistical summary of criminal cases represented by counsel, by type of offense. (p. A-92)

L-3. Statistical summary of cases handled by other representations. (p. A-93)

L-4. Summary of types of dispositions. (p. A-94)

**MAGISTRATES**

M-1. Minor offense cases—defendants disposed of by U.S. magistrates, by nature of offense. (p. A-96)

M-2. Minor offense cases—defendants disposed of by U.S. magistrates, by type of disposition. (p. A-98)

M-3. Matters disposed of by U.S. magistrates pursuant to 28 U.S.C. 636(a). (p. A-100)

M-4. Matters disposed of by U.S. magistrates pursuant to 28 U.S.C. 636(b). (p. A-102)

**PASSPORTS AND NATURALIZATION**

P-1. Passport applications, petitions for naturalization, and aliens naturalized [by agency circuit and State]. (p. A-104)

**OTHER**

X-1a. Weighted filings per judgeship [by circuit and State]. (p. A-106)

X-2. Civil cases commenced, 1960 and 1966-74, and civil cases pending June 30, 1974, by nature of suit. (p. A-107)

**18204-3 MANAGEMENT STATISTICS FOR U.S. COURTS, 1974**  
Annual. 1974. 4+120 p. † ASI/MF

Annual report presenting one-page statistical profiles, including court workload and management data, on each of the 11 Federal courts of appeals and the 94 district courts, FY69-74.

Contents: introduction and explanation of format (p. b-d); 1 page statistical profiles for each circuit court of appeals, and a summary profile (p. 1-12); U.S. Courts of Appeals national profile (p. 13); 1 page profiles of each district court, by circuit, and comparisons of districts within the circuit (p. 14-119); and U.S. District Courts national profile (p. 120).

Each circuit profile shows the following data for the U.S. Court of Appeals, with comparison to the national average:

a. Workload: circuit filings and percent of change; appeals filed, terminated, or pending per judgeship.

b. Dispositions: method of termination; reversals or denials; and median time.

c. Sittings in orally argued cases; and number of senior judges and judgeship vacancies.

Each District Court profile shows the following data for the court, with comparisons to the circuit and national average.

a. Workload: district filings and percent of change; criminal, civil, and weighted filings, terminations, and cases pending, per judgeship.

b. Dispositions: terminations; median time; and old cases.

c. Use of jurors; judgeship vacancies.

**18204-4 JUROR UTILIZATION IN U.S. COURTS, 1974**

Annual. Oct. 1974.  
iii+131 p. † ASI/MF

Fourth annual report on petit juror operations of the Federal district courts during FY74, with comparative information from FY71. Data include juror costs and usage analysis, and district court statistical profiles.

Contents: narrative summary with 4 charts and 14 tables, listed below (p. 1-25); explanation of data in the district profiles (p. 26); 1 juror usage profile for each district (p. 27-122); appendix listing U.S. District Courts with rules reducing the size of civil juries, as of Oct. 1974 (p. 123-130); and national juror usage profile (p. 131 foldout).

Each district profile shows:

a. Number of judgeships and places of holding court.

b. Number and percent of jurors and cost; available in court; who served on 1 or more trial juries; who were challenged; and who neither served nor were challenged.

c. Average number of jurors available per jury trial day; cost per trial day and per jury day.

d. Total number of civil and criminal jury trials and jury trial days.

e. Comparison of number of jury trials, percent criminal, juror utilization, and cost per jury trial day, FY71-74.

**TABLES:**

[All data are shown by circuit and district court, except in tables 1-2. All data are for FY74, unless otherwise noted.]

1. Petit juror usage, FY71-74. (p. 4)
2. U.S. District Courts petit juror payments, FY72-74. (p. 6)
3. Juror expenditure breakdown. (p. 8)
4. Juror usage reports, totals. (p. 11)
5. Comparison of juror usage rankings. (p. 13)
6. Rank of districts according to juror usage index. (p. 15)
7. Rank of district by percentage of jurors serving on jury trials. (p. 16)
8. Rank of districts according to percentage of jurors challenged. (p. 17)
9. Rank of districts by percentage of jurors not serving on trials. (p. 18)
10. Rank of districts by daily estimated cost per jury trial. (p. 19)
11. Rank of districts by percentage of jurors not selected, serving or challenged. (p. 20)
12. Juror usage indexes, 1971-74. (p. 22)
13. Percentage of jurors serving on jury trials, 1971-74. (p. 23)
14. Percentage of jurors not selected, serving or challenged, 1971-74. (p. 24)

**18204-9 U.S. COURTS: Pictorial  
★ Summary, FY74**

Annual. 1974. ii+18 p. †  
ASI/MF

Chartbook on the civil and criminal workload, expenses, and personnel of the U.S. Judiciary in FY74, including some data from the 1960's. Consists of summary and 19 charts on the Courts of Appeals, District Courts, and personnel and expenses. The *Annual Report of the Director* contains detailed statistical data on these subjects (for description, see this Supplement, 18204-2).

---

## United States Congress

---

### 21208 HOUSE ARMED SERVICES COMMITTEE

#### Special and Irregular Publications

**21208-4** DEPARTMENT OF DEFENSE  
★ ENERGY RESOURCES AND  
REQUIREMENTS  
1974. ii+390 p.  
CIS/Index (74) H201-25.  
●Item 1012. GPO \$2.90.  
ASI/MF  
Y4.Ar5/2a:973-74/44.  
09056(74).

Committee Serial No. 93-44. Hearings before the *Special Subcommittee on DOD Energy Resources and Requirements*, Jan.-May 1974, to examine the impact of energy and particularly petroleum shortages on the armed services.

Inserted statistics include the following tables on DOD requirements and consumption:

- a. DOD and other agencies' petroleum product requirements, Jan.-Mar. 1974; and Defense Fuel Supply Center monthly inventories, Oct. 1973-Jan. 1974; 3 tables. (p. 19 and 63)
- b. Ranking, by volume, of largest overseas DOD petroleum contractors, Oct. 1973; 1 table. (p. 81)
- c. DOD energy consumption by function FY73; petroleum procurement by country FY73; and delivered petroleum requirements by year 1949-74; 3 tables. (p. 115-120)
- d. DOD and other agencies' petroleum product requirements, May-June 1974; 3 tables. (p. 359-360)

### 21248 HOUSE BANKING AND CURRENCY COMMITTEE

#### Special and Irregular Publications

**21248-10** OIL IMPORTS AND ENERGY  
★ SECURITY: An Analysis of  
the Current Situation and  
Future Prospects  
Sept. 1974. viii+228 p.  
CIS/Index (74) H242-4. †  
ASI/MF

Parts I and II of a scheduled 6 part report submitted by the *Ad Hoc Committee on the Domestic and International Monetary Effect of Energy and Other Natural Resource Pricing*.

Report analyzes the effects of energy prices on the international monetary system, developing country financial problems, and present and future U.S. policy options.

#### Contents:

Part I. Analysis of the current situation. U.S. and world energy production, consumption, and costs, 1950-74; 29 tables, described below. (Chapters I-V, p. 3-99)

Part II. Future prospects. Energy supply availability, projected import requirements, and price-import relationships, 1973-85; 21 tables, described below. (Chapters VI-XIII, p. 103-219)

Appendix. Outline of schedule Parts III-VI (p. 223-225), and comments by Rep. Thomas M. Rees (p. 227-228).

Most data are from previously published government and industry sources, particularly the Dept of Interior report, *U.S. Energy through the Year 2000* (see ASI 1974 Annual, 5308-2), the National Petroleum Council, and the *Oil and Gas Journal*.

#### TABLES:

##### 21248-10.1: Part I

Includes the following more significant material on domestic energy industries, international markets, and costs and prices:

- a. Selected energy consumption, production, and imports, 1950-73; 9 tables. (p. 24-31)
- b. Wholesale price indexes, all commodities and selected fuel components, 1950-74; and monthly unemployment Apr. 1973-Mar. 1974; 2 tables. (p. 32-33)
- c. Crude and products average daily demand and stocks, selected dates 1970-74; 1 table. (p. 36)
- d. Petroleum product consumption and reserves, selected non-Communist countries; 2 tables. (p. 40-41)
- e. OPEC production by major international oil companies, 1965, 1969-72; and payments per barrel, 6 countries 1957-70; 2 tables. (p. 45-48)
- f. Selected production, refining, and marketing data, top 20 producing firms, varying years to 1972; 4 tables. (p. 54-57)
- g. Diversification of petroleum companies into related energy sources as of 1970; 1 table. (p. 59)
- h. Petroleum industry price data summary, changes in long term tanker freight rates, and petroleum production costs in 5 countries, selected dates 1971-74; 3 tables. (p. 84-87)
- i. Posted price movements and tax paid costs, selected oil exporting countries, varying periods, 1971-74; 2 tables. (p. 91)

##### 21248-10.2: Part II

Includes the following more significant material on domestic demand and import projections, and OPEC prices and costs:

- a. Energy consumption, population, and GNP, 1947-73; 1 table. (p. 129)
- b. Selected consumption projections, supply assumptions, potential availability, and

projected import requirements, 1985; 6 tables. (p. 130-136)

- c. Expected petroleum import sources for 2 import levels in 1985; and foreign exchange costs and calculated price increases with selected import restrictions, 1985; 5 tables. (p. 137-145)
- d. Comparison of oil imports as percentages of domestic production and domestic consumption; and steel tank storage costs of 2 projected import levels at oil prices of \$7.50 and \$10 per barrel; 2 tables. (p. 147-156)
- e. Projected long run OPEC prices; and costs and internal discount factors, by country; 2 tables. (p. 166-168)
- f. Revenue equivalents and OPEC trigger price factors, by country; 1 table. (p. 175)
- g. OPEC and world market production and reserve shares, by country 1970 and 1973; and price-import-resource costs at selected import and price levels; 4 tables. (p. 181-195, passim)

---

### 21348 HOUSE EDUCATION AND LABOR COMMITTEE

#### Special and Irregular Publications

**21348-15** FINANCIAL ASSISTANCE  
★ FOR IMPROVED  
EDUCATIONAL SERVICES  
FOR HANDICAPPED  
CHILDREN  
1974. v+372 p.  
CIS/Index (74) H381-50.  
●Item 1015. † ASI/MF

Hearings before the *Select Subcommittee on Education* to examine the extent and adequacy of educational opportunities for handicapped children, and to consider the Education for Handicapped Children Act, to authorize OE grants to States for the education of children with physical, mental, and emotional handicaps.

Includes the following insertions in the testimony:

- a. "Education of the Handicapped," Chapter 6 from *Services for Handicapped Children: A Program Overview* by Rand Corp. Discussion with 17 tables with OE data for various years 1971-73, on Federal, State and local expenditures for and handicapped children served by special education programs, by program, type of handicap, and State. (p. 7-49)
- b. Two prepared statements with 7 tables on 1972-73 costs for special education programs for handicapped children in Iowa and Maryland. (p. 271-281)

## 21388 HOUSE FOREIGN AFFAIRS COMMITTEE

### Special and Irregular Publications

**21388-20** U.S. FUNDING FOR U.N.  
★ MIDDLE EAST  
PEACEKEEPING FORCES  
1974. iii+16 p.  
CIS/Index (74) H381-50.  
●Item 1017. † ASI/MF

Hearings before the *Subcommittee on International Organizations and Movements* to consider legislation authorizing funds for U.S. payment to UN for expenses of peacekeeping forces on the fronts between Egypt and Israel and between Israel and Syria.

Inserted into the testimony are 2 statistical tables showing:

- a. UN Emergency Force apportionment of \$30 million appropriation among assessed contributors, Oct. 25, 1973-Apr. 24, 1974; by country, percent of total, and among in dollars. (p. 8-9)
- b. Cost estimates (administrative, operational, and reimbursements to governments) for UN peacekeeping force in Middle East for forthcoming 6 months; by type of cost. (p. 13)

## 21508 HOUSE INTERSTATE AND FOREIGN COMMERCE COMMITTEE

### Special and Irregular Publications

**21508-24** NATIONAL CANCER ACT  
★ AMENDMENTS, 1974  
1974. iv+187 p.  
CIS/Index (74) H501-32.  
●Item 1019. † ASI/MF  
Y4.In8/4:93-72.

Committee Serial No. 93-72. Hearings before the *Subcommittee on Public Health and Environment* in Feb. 1974 on National Cancer Act Amendments of 1973, to amend the Public Health Service Act to extend and expand National Cancer Act programs. Proposal would remove current limit on number of cancer research and demonstration centers, increase number of authorized consultants for cancer program, and expand construction authority for basic research centers.

Testimony includes the following statistical materials submitted by HEW in response to Rep. Symington's questions:

- a. Cancer death rates by sex and race, 1950-67, and by State, 1974; 3 tables. (p. 45-48)
- b. Deaths, new cases, and death rates, by cancer site, 1974; and mortality trends from all cancer and lung cancer, by sex and race, selected years 1930-69; 4 tables. (p. 49-52)
- c. National Cancer Institute (NCI) grants and contracts by State, 1973; and FY72-73 contracts, by institution; 2 tables. (p. 58-62)

- d. List of cancer programs approved by the American College of Surgeons as of Jan. 1, and Apr. 15, 1972; by State and hospital. (p. 65-76)
- e. Federal support of cancer rehabilitation, FY73-74, by State; NCI contracts and research grants, by State and center, FY74; 3 tables. (p. 77-80)
- f. Active NCI research grants related to BCG cancer vaccination; and Federal support of treatment vs. research, FY73-75; 2 tables. (p. 82-83)

## 21768 HOUSE VETERANS AFFAIRS COMMITTEE

### Special and Irregular Publications

**21768-10** VETERANS'  
★ ADMINISTRATION:  
Summary of Medical  
Programs, Preliminary  
June 1974. 59 p.  
CIS/Index (74) H762-11. †  
ASI/MF  
Y4.V64/3:H79/5/974.

Report presenting preliminary FY74 data on patient census, occupancy rates, and costs for individual VA hospitals, domiciliaries, and clinics; appropriations; and construction programs. Status of a final report summarizing VA medical programs remains undetermined as of Dec. 1974. Contents: 27 tables, described below.

#### TABLES:

[All data are for FY74 or as of June 30, 1974.]

#### 21768-10.1: Patient Census by Individual Facility

[All data are shown for each hospital, clinic, or other facility.]

- a. Psychiatric and general hospitals: operating beds and occupancy rate; average daily patient census; admissions (Vietnam veterans and total); discharges; number of patients treated; turnover rate; waiting list as of June 30th; admission applications; and per diem costs; 4 tables. (p. 2-17)
- b. Domiciliaries and nursing bed care: operating beds and occupancy rate; average daily patient census; waiting list as of June 30th; admissions; discharges; average monthly turnover; patients treated; and per diem costs; 2 tables. (p. 18-21)
- c. Community nursing home care; State home domiciles, nursing care, and hospitals; and non-VA hospital inpatient care: shows the same data as b. above; 7 tables. (p. 22-34)
- d. Summary by type of facility: beds, census, admissions, discharges, turnover; 1 table. (p. 35)
- e. Ranking by patient census; ranking by application acceptance rate, including per diem cost and turnover rate; 2 tables. (p. 36-39)

- f. VA spinal cord injury centers: patients, beds, turnover, medical and other staff, June 1974 and FY74; 2 tables. (p. 40-43)
- g. VA outpatient service, by VA clinic of jurisdiction: visits to VA staff and to fee physicians; 1 table. (p. 44-45)

#### 21768-10.2: Appropriations and construction

- a. VA medical care appropriation and cost distribution: all installations, psychiatric hospitals, and general hospitals; by type of facility and service and type of cost; 3 tables. (p. 46-51)
- b. State home construction projects: location, size, cost, and activation date; 2 tables. (p. 52-53)
- c. Proposed and active relocation and replacement hospitals and modernization projects: location, brief description, and estimated costs; 2 tables. (p. 54-57)
- d. Completed bed projects: FY45-74; 1 table. (p. 58-59)

**25146**  
**SENATE AGING COMMITTEE**  
 Publications  
 in Series

**25146-1** **NURSING HOME CARE IN THE U.S.: Failure in Public Policy**  
 ★ GPO; for individual bibliographic data, see below. ASI/MF

Series of 12 projected reports by the *Subcommittee on Long-Term Care* on its study of nursing home problems and possible solutions, and its conclusions and policy recommendations.

Series will consist of an introductory report (see 25146-1.1 below), 9 reports presenting topical papers on specific issues, a report presenting the invited reactions of nursing home industry organizations and the executive branch, and a final report of the *Subcommittee*.

**25146-1.1: Introductory Report**

[Nov. 1974. x+161 p.+errata sheet. CIS/Index (74) S142-5. \$1.85.]

This report, based largely on the *Subcommittee's* hearings in 1969-73, presents summary of the major findings of the study and initial *Subcommittee* recommendations, and chronicles the history, causes, and extent of nursing home problems.

Narrative chapters include summary text statistics, on present conditions and trends from the 1960's on nursing home population; the industry; medicare and medicaid; alternatives to institutionalization; substandard homes and enforcement failure; and effects of Nixon Administration reforms. Appendices (p. 113-161) contain various supporting correspondence, memos, examples of State laws, and short articles.

**25164**  
**SENATE AGRICULTURE AND FORESTRY COMMITTEE**  
 Annuals and Biennials

**25164-1** **1975 U.S. AGRICULTURAL OUTLOOK**  
 Annual. 1974. v+339 p. CIS/Index (75) S162-1. ASI/MF Y4.Ag8/2.Ag8/24/975.

Texts of 41 papers and speeches presented to the annual National Agricultural Outlook Conference held in Dec. 1974. The Conference focuses generally on current developments and outlook for: total U.S. economy; agricultural trade; production and marketing of specific commodities; farm income and finance; government farm policies; consumer affairs; nutrition; and various social aspects of rural life.

Reports were prepared by USDA, other Federal agency economists, and agricultural experts from the private sector; and are listed below, by author, grouped by topic. The 1974 Outlook Conference proceedings were described in ASI 1974 Annual, 1004-2.

**25164-1.1: General Economic and Agricultural Outlook**

**1975 ECONOMIC OUTLOOK**

- a. SeEVERS, Gary L., "General Economic Outlook" (p. 1-7)
- b. Lewis, Wilfred, Jr., "U.S. Economic Outlook for 1975" (p. 8-11)

**U.S. AGRICULTURE IN THE WORLD ECONOMY**

- c. Butz, Earl L., "Food, Fuel, and Famine" (p. 15-19)
- d. Walters, Harry, "World Food Situation" (p. 20-29)
- e. Kimmel, D. C., "Comments on Walters' Paper on the World Food Situation" (p. 30-33)
- f. Wells, Oris V., "Food Problems in the Less Developed Countries" (p. 34-39)
- g. Gray, Roger, "Grain Reserves Issues" (p. 40-46)
- h. Hayman, Dr. A. H., "Perspective on Australian Agricultural Supply Potential" (p. 47-57)
- i. Martin, Edwin M., "U.S. Evaluation of World Food Conference" (p. 58-65)
- j. Randall, C. Kyle, "Agricultural Outlook 1975" (p. 69-78)
- k. Hume, David L., "Outlook for U.S. Agricultural Trade" (p. 79-84)
- l. Ahalt, J. Dawson, "Outlook for Food Supplies, Demand, and Prices" (p. 85-92)
- m. ZAWEL, Ellen, "Retail Price Outlook for 1975: A Response" (p. 93-96)
- n. Steorts, Nancy Harvey, "The Consumer: An Important Voice at the Dept of Agriculture" (p. 97-102)

**25164-1.2: Fertilizer, Energy, and Transportation**

**INPUTS**

- a. Sullivan, Joseph P., "Outlook for Fertilizer" (p. 105-110)
- b. Russell, Milton, "Energy" (p. 111-116)
- c. McKee, Dean E., "Farm Machinery Market Prospect, 1975" (p. 117-123)

**TRANSPORTATION AND CLIMATE**

- d. Snow, John W.; and Lauth, James H., "Transportation Outlook for Agriculture, 1975-80" (p. 124-139)
- e. McQuigg, James D., "Weather and Climate Interactions with Grain Yields" (p. 140-144)
- f. Berry, John H., "Input Situation: Implications for Agricultural Production" (p. 145-149)
- g. Allen, Philip T., "Agricultural Finance Outlook" (p. 150-154D)

**25164-1.3: Commodities**

- a. Naive, James J., "Outlook for Feed" (p. 157-174)
- b. Hoffman, George, "Outlook for Livestock and Meat" (p. 175-185)
- c. Cathcart, William E., "Outlook for Poultry and Eggs" (p. 186-193)
- d. Haffert, William A., Jr., "Comment on Outlook for Poultry, Eggs, Feed and Livestock" (p. 194-201)
- e. Miller, Robert R., "Outlook for Dairy" (p. 202-208)
- f. Kromer, George K., "Outlook for Oilseeds, Fats and Oils" (p. 209-220)
- g. Gomme, Frank, "Outlook for Wheat" (p. 221-228)
- h. Naive, James J., "Outlook for Rice" (p. 229-232)
- i. Barlowe, Russell G., "Outlook for Cotton" (p. 233-245)
- j. Bowling, Arlie J., "Cotton Outlook in Perspective" (p. 246-254)
- k. Duymovic, Andrew, "Outlook for Fruits and Tree Nuts" (p. 255-261)
- l. Porter, Charles W., "Outlook for Vegetables" (p. 262-267)
- m. Phelps, Robert B., "Demand and Price Situation for Timber Products" (p. 268-274)
- n. Hurt, Leslie C., "International Sugar Outlook" (p. 275-277)
- o. Gray, Fred, "Outlook for Sweeteners Other Than Sugar" (p. 278-284)
- p. Miller, Robert H., "Outlook for Tobacco" (p. 285-294)
- q. "Flue Cured Tobacco Industry: Changes and Adjustments" (p. 295-302)

**25164-1.4: Family Situations and Trends**

- a. Habicht, Jean-Pierre, "1971-74 Health and Nutrition Survey" (p. 305-308)
- b. Britton, Virginia, "Clothing and Textiles: Supplies, Prices, and Outlook for 1975" (p. 309-312)
- c. Beck, Sara, "Animal Care, Plant Care, Food Care: For Consumer Protection" (p. 313-317)
- d. Peterkin, Betty, "USDA Family Food Plans, 1974" (p. 318-339)



## 25248 SENATE BANKING, HOUSING, AND URBAN AFFAIRS COMMITTEE

Special and  
Irregular Publications

### 25248-15 SMALL BUSINESS AND THE ENERGY CRISIS

★

1974. v+258 p.  
CIS/Index (74) S241-23.  
●Item 1035. † ASI/MF  
Y4.B22/3:En2.

Hearings before the *Subcommittee on Small Business* to assess the financial impact of the energy crisis on small businessmen and the extent of need for SBA assistance, and to consider legislation to amend the Small Business Act.

Testimony includes the following inserted materials with statistical data:

- a. SBA energy-related loan activity in Feb.-Apr. 1974; 1 table. (p. 36-37)
- b. FEO paper, with 10 tables using Census and other data, on industries with immediate or potential adverse impact of energy and materials shortages, especially petroleum, according to whether they have high or low percentages of small businesses. General economic profile is shown for each affected industry as a whole and for the small companies in it. (p. 88-99)
- c. Jan. 1974 report prepared for FEO on impact of energy shortages on leisure activity-related industries including sports and travel. Includes 7 tables with quantitative data on participation in and energy consumption attributed to selected leisure activities, general data on their related industries, and qualitative estimates of the impacts on the industries. (p. 101-152)

### 25248-16 FINANCIAL INSTITUTIONS ACT, 1973

★

1974. xii+1094 p.  
CIS/Index (74) S241-32.  
●Item 1035. † ASI/MF

Hearings in May 1974 before the *Subcommittee on Financial Institutions* on the proposed Financial Institutions Act which would restructure the U.S. financial system and expand competition among financial institutions.

Statistical material is contained in 3 inserted reports, described below, prepared for the National League of Insured Savings Assns by Georgetown University economists. These reports deal with tax equity and burdens, and effective tax rates for the savings and loan industries compared to commercial banks and mutual savings institutions.

Reports:

- a. Biederman, Kenneth R., "Federal Income Taxation of the Savings and Loan, and Commercial Banking Industries" describes preferential tax treatment of commercial banks and compares the tax rates of commercial banks and savings and loan assns. Includes 14 tables with 1969-72 data on Federal taxes as percent of income; bad debt allowances, and tax exempt securities. (p. 454-494)

b. Biederman, Kenneth R. (et al), "Taxation of Financial Intermediaries: Comparison of the Current Bad Debt Allowance and the Proposed Mortgage Tax Credit Provisions" includes 11 tables estimating the effective tax rates for 1972 under the allowance, and for 1973 assuming the proposed tax credit, for savings and loan compared to other financial institutions. (p. 527-606+errata sheet)

c. Biederman, Kenneth R.; and Tuccillo, John A., "Taxation of Financial Intermediaries: Equity Issues as They Relate to the Savings and Loan Industry" discusses regulations and taxation laws affecting the savings and loan industry, with comparisons to other financial institutions. Includes 28 tables on income, differential reserve requirements; minimum income tax; and effect of implicit taxes and subsidies on tax rates, 1972. (p. 609-695)

## 25268 SENATE COMMERCE COMMITTEE

Special and  
Irregular Publications

### 25268-22 INTERIM FISHERIES ZONE EXTENSION AND MANAGEMENT ACT OF 1973, Part 2

★

1974. vii+185-459 p.+errata  
sheet. CIS/Index (74)  
S261-52. ●Item 1041. †  
ASI/MF  
Y4.C73/2:93-54/pt.2.

Committee Serial No. 93-54 Part 2. Continuation of hearings before the *Subcommittee on Oceans and Atmosphere* on legislation to protect U.S. fisheries from foreign fishing and to extend the U.S. contiguous fisheries zone. Includes statistical data, derived largely from the International North Pacific Fisheries Commission (INPFC), inserted in the testimony.

The following tables show data on the extent and consequences of foreign fishing off the western U.S. coastal areas:

- a. Halibut and ocean perch: catch by U.S., Japan, and Canada, 1961-73; 3 tables and 1 chart. (p. 216-217)
- b. Bristol Bay sockeye salmon: estimates of Japan's catches 1960-73, 1973 preliminary and 1974 predicted salmon return, escapement, and catch; 13 tables and 6 charts and maps. (p. 358-359, 367-381, 399-400)
- c. Chinook salmon: catch and escapement 1961-73, by river; tagged salmon recoveries, 1956-71; Japanese catches, 1952-72; and Asian coastal catches 1943-72; 10 tables and 3 charts and maps. (p. 383-393)
- d. Total groundfish: removals from Bering Sea and Northeast Pacific, 1967-74, by area and species group and by area and nation; catches by all nations; 3 tables. (p. 404-407)
- e. Potential fish yield and value within 200 mile fishing zone, by area and fish; decline of fish numbers; fishing imports, and U.S. consumption, 1962 and 1972; total USSR and Japan catches, 1967-72; and number of foreign fishing vessels sighted within 200 miles of Pacific coast; 7 tables and 1 map. (p. 447-448, 457-459)

Statistics in Part 1 of the hearings are described in ASI 1974 Supplement 6, 25268-19.

### 25268-24 CONSUMER ENERGY ACT OF 1974

★

1974. iv+1695-2156 p.  
CIS/Index (74) S261-49.  
●Item 1041. GPO \$3.35.  
ASI/MF  
Y4.C73/2:93-63/pt.5.

Committee Serial No. 93-63. Appendix to Apr. 1974 hearings to review FPC effectiveness and to consider legislation on regulation and deregulation of the gas and oil industries.

Contains additional submitted articles, letters, and statements, some with scattered statistical material. Submissions with more substantial statistical data are described below.

**25268-24.1: Natural Gas Wellhead Price Deregulation and the Competitive Nature of the Natural Gas Product Industry**

(p. 1803-1823) Interior Dept Office of Economic Analysis study arguing for non-monopolistic nature of natural gas producing industry, and discussing effect of deregulation on gas supply.

Includes 11 tables showing pipeline company purchases and gas production 1970, and turnover and concentration ratios selected years 1954-72.

**25268-24.2: Appendices to Testimony by Radford L. Schantz, Gas Supply Committee**

(p. 1871-2009) Supplementary material on U.S. energy production and consumption, natural gas supply and reserves, and energy price trends and alternative supply sources. Includes the following tables:

- a. U.S. energy consumption by fuel source and sector, and production by fuel, 1960-72; 6 tables. (p. 1871-1875)
- b. Natural gas production, reserves, and reserves-to-production ratios, by producing areas and types of gas 1960-72 and selected previous years; 18 tables. (p. 1879-1890)
- c. Gas wells drilled in major producing areas, lower 48 States 1966-72 and producing at end of 1972; gas and oil wells drilled by type 1960-72; and exploratory drilling and success percentages 1967-71; 5 tables. (p. 1894-1897)
- d. Federal offshore lease sales by date, type and State, 1954-72; geophysical exploration, land and marine, by State 1970-71; 2 tables. (p. 1898-1899)
- e. Selected energy demand and supply forecasts, by energy source, 1971-85; 9 tables. (p. 1900-1906)
- f. Consumption of energy by stationary users including electric utilities, by sectors, region, State, and type of energy, 1971; and distribution, by type, of residential heating installations in selected metropolitan areas 1970; 4 tables. (p. 1917-1923)
- g. Season househeating costs by fuel type and selected cities 1965-71; 1 table. (p. 1926-1927)
- h. U.S. sulfur oxide regulations for stationary sources burning fossil fuel, by State 1972-75; 1 table. (p. 1930-1939)
- i. Energy prices by sector and fuel, key metropolitan areas, 1st quarter 1973; and interstate gas pipeline mainline industrial sales, 1st quarter 1973; 4 tables. (p. 1940-1945)
- j. Price differential of natural gas and substitutes, by market sector and State; gas consumption by State; and pipeline company U.S. purchases, 1st quarter 1973; 4 tables. (p. 1948-50)
- k. City gate prices of base load gas sold to retail distributors by major suppliers in interstate markets, selected dates 1972-73; 1 table. (p. 1952-1956)
- l. Natural gas exports-imports, Canada, Mexico, and U.S. mainland 1956-72; trends in Canada gas reserves, production and well drilling 1956-72 and by province 1972; and maximum U.S. authorized gas imports from Canada 1973-96; 4 tables. (p. 1972-1974)

m. U.S. coal gasification production and capital expenditures, FPC projection 1976-90; and announced reformer gas projects by company; 2 tables. (p. 1977-1980)

n. World gas reserves and production by country, and percentage of production nonmarketed, 1971; 2 tables. (p. 1981-1983)

o. Gas curtailment provisions and plans filed by interstate pipelines with FPC, by company 1971-72; 2 tables. (p. 1991-1995)

**25268-24.3: Competitive Effects of Interdependent Actions Among Buyers and Sellers in the Natural Gas Producing Industry**

By George L. Donkin (p. 2051-2066). Paper presented at British Columbia Energy Conference, Apr. 1974. Includes selected natural gas sales data, and 1 table showing bids and bonuses paid by interstate pipeline companies and their affiliates in offshore Federal oil and gas lease sales, Dec. 1970-June 1973.

**25268-24.4: Statement of Alex Radin, American Public Power Assn**

(p. 2134-2141) Statement supporting establishment of a Federal oil and gas corporation. Includes 2 tables showing electric utility selected sales and operating data by ownership category, 1971; and 1 table comparing private and public utility average KWH consumption, revenue, and electric bill charges 1946-71.

**25268-25 ENERGY TRANSPORTATION SECURITY ACT**

1974. v+701 p. CIS/Index (74) S261-56. ●Item 1041. † ASI/MF Y4.C73/2:93-81. 09920(74).

Committee Serial No. 93-81. Hearings before the Subcommittee on Merchant Marine, May 1974, on the Energy Transportation Security Act of 1974, to require that a minimum of 20% of American oil imports be transported on privately owned U.S. flag vessels.

Testimony and insertions include statistical data from Government and private sources described below:

- a. Commerce Dept data on crude oil transport and consumer costs, U.S. and foreign flag vessels, 1974-75, and 1980 and 1985; 5 tables. (p. 72-80)
- b. Commerce Dept data on petrochemical export trends by commodity, 1972-73; and estimated balance of payments impact of U.S. vs. foreign flag vessels, 1975-85; 2 tables. (p. 81-99)
- c. American Petroleum Institute *Analysis of Proposed Cargo Preference Legislation*, Fall 1973, including estimated oil imports tonnage requirements 1975-85; annual tanker capital recovery and operating costs 1976-85; U.S. and foreign flag oil tanker costs 1975-85; balance of payments effects 1975-85; and comparison of U.S. and foreign flag charter cargos 1968-72; 16 tables. (p. 133-177)
- d. Commerce Dept *Foreign Flag Merchant Ships Owned by U.S. Parent Companies*, Dec. 1972 (for description of study and tables, see ASI 1974 Annual, 2124-3). (p. 225-269)

e. Labor-Management Maritime Committee *Analysis of the Need for Greater U.S. Flag Cargo Transport of Oil Imports*, May 1974; including 3 text tables on petroleum demand and imports 1960-85; and 7 appendix tables on U.S. tanker fleet size and age 1972-73, and on order Oct. 1973. (p. 272-298)

f. Stanley H. Ruttenberg statement, including data on estimated consumer savings, possible employment, and balance of payments effects of oil transport on U.S. ships; charts and 10 tables. (p. 303-347)

g. USDA submitted computer file showing commodity shipping rates charged, vessel names, freight rates, and differential, foreign and U.S. flag vessels, 1969-73. (p. 582-701)

**25268-26 OUTER CONTINENTAL SHELF OIL AND GAS DEVELOPMENT AND THE COASTAL ZONE**  
 ★  
 Nov. 1974. viii+206 p. CIS/Index (74) S362-22. GPO \$2.15. ASI/MF

Committee print. Staff report by the National Ocean Policy Study identifying issues involved in development of Outer Continental Shelf (OCS) oil and gas, particularly information needs, environmental and socioeconomic impacts, Federal leasing policies, and the role of States in coastal zone management.

Contents: staff report with 13 tables, described below (p. 1-94); and Appendices A-E, also described below (p. 95-206).

The National Ocean Policy Study, formed pursuant to Senate Resolution 222, is composed of selected Senators under the chairmanship of Sen. Ernest F. Hollings (D-S.Carolina). It has been authorized to undertake a comprehensive analysis of national ocean policy and Federal ocean programs to insure effective public policies to guide the use of ocean resources.

**25268-26.1: Staff Report**

Summary of major development issues, based largely on Apr.-May committee hearings on Federal OCS leasing policy, and on May 1974 hearings by the Senate Committee on Interior and Insular Affairs on amendments to the OCS Lands Act, and on recent reports.

Includes the following tables:

- a. Offshore exploratory well drilling success ratios; total, South Louisiana, and Texas, 1971-73; 1 table. (p. 22)
- b. Loss of important fish and wildlife estuarine habitat, total by State for 20 years to 1967; 1 table. (p. 40)
- c. Selected employment estimates for offshore oil and gas development and projected reserve additions, 1971-85; 3 tables. (p. 46-47)
- d. OCS summaries of receipts 1955-74, and production revenue percentages 1953-73; total receipts by State 1953-73; producing and nonproducing leases by State 1954-73; and summary of lease sales by State and mineral 1954-73; 5 tables. (p. 66-68)
- e. OCS oil and gas, total State and Federal prior to 1954 and by year 1954-73; 2 tables. (p. 71-72)
- f. Coastal zone management programs receiving grants, by State as of Aug. 1974; 1 table. (p. 81)

**25268-26.2: Appendices**

Includes texts of related legislation and reports, as follows:

- a. OCS Land Act of 1953, and Coastal Zone Management Act of 1972. (p. 95-115)
- b. Energy Supply Act of 1974, as passed by Senate. (p. 119-138)
- c. Summary of Council on Environmental Quality (CEQ) report, "OCS Oil and Gas: An Environmental Assessment," Apr. 1974; 3 tables (for description of full report, see ASI 1974 Supplement 5, 488-7). (p. 140-160)
- d. Summary of University of Oklahoma report, "Energy Under the Oceans: A Summary Report of a Technology Assessment of OCS Oil and Gas Operations." (p. 160-181)
- e. National Academy of Sciences critique of CEQ report, "Issues in the Assessment of Environmental Impacts of Oil and Gas Production on the OCS," 1974. (p. 181-206)

**25268-27 NORTH SEA OIL AND GAS: Impact of Development on the Coastal Zone**

★

Oct. 1974. v+177 p.  
CIS/Index (74) S262-20.  
GPO \$1.90. ASI/MF  
S/N 5270-02622.

Committee print. Report prepared for the *National Ocean Policy Study* (see 25268-26, above), on problems encountered in British development of North Sea oil and gas resources, particularly socioeconomic and environmental impacts in northeast Scotland and the Shetland Islands.

Contents: *Policy Study* staff report on its on-site investigations of North Sea activities, July 1974 (p. 1-39); and Appendices A-G (p. 43-177). Presenting staff itinerary (p. 41-42), and selected British and Scottish reports on production, reserves, impact, and planning aspects of North Sea resources development.

Statistical material is contained in the staff report, and in Appendix B, "Production and Reserves of Oil and Gas in the United Kingdom," report to Parliament by the Secretary of State for Energy, May 1974, as follows:

- a. Staff report; proved commercial discoveries and finds not yet proved of oil and gas in the North Sea, by date and company 1969-74; 1 table. (p. 8-9)
- b. Report to Parliament; estimated North Sea oil and gas production and reserve fields 1975-90; and drilling activity 1964-73; charts and 7 tables. (p. 57-71)

**25364  
SENATE FINANCE  
COMMITTEE  
Annals and Biennials**

**25364-1 CANADIAN AUTOMOBILE AGREEMENT, Eighth Annual Report of the President to the Congress on the Operation of the Automotive Products Trade Act of 1965**  
Annual. Nov. 1974.  
iv+76 p. CIS/Index (74)  
S362-29. GPO \$1.20.  
ASI/MF Y4.F49:C16/8/975.

Committee print. Eighth annual report covering 1973 on automotive trade between U.S. and Canada. Data are derived from the Census Bureau, official Canadian statistics, and reports of the Automobile Manufacturers Assn.

Contents: narrative report with 1 summary table and 3 charts (p. 1-24); 18 statistical tables, of relevant U.S. and Canadian production and trade data, described below (p. 27-49); and appendices with texts of the U.S.-Canada Automotive Products Agreement, Automotive Products Trade Act of 1965, and the implementing Presidential proclamation and lists of names and addresses of U.S. and Canadian motor vehicle manufacturers (p. 50-76).

The 6th annual report also included a 55 page appendix of tables on U.S. and Canadian trade, and imports from West Germany, Japan, and other countries, of specified vehicles and automotive products, compiled by U.S. Tariff Commission (see ASI 1974 Annual under this number).

**TABLES:**

[Data in tables 1-10 are for 1965-73, and data in tables 11-18 for 1971-73, unless otherwise noted.]

**SALES, PRODUCTION, AND PRICES**

1. Retail sales of motor vehicles, U.S. and Canada. (p. 27)
- 2-3. U.S. and Canadian motor vehicle production. (p. 28-29)
- 4-5. Price indexes [consumer and industrial] for automotive equipment in U.S. and Canada. (p. 30-31)
6. Price of typical model, subcompact 2-door sedan with comparable standard equipment in the U.S. and Canada, model years 1965, 1972-74. (p. 32)
7. Same as above, but for a typical popular model, 4-door sedan, 8 cylinder. (p. 33)
8. Same as above, but for a 2-door hardtop, 8 cylinder. (p. 34)
- 9-10. Total employment in U.S. and Canadian automotive products industry based on U.S. 1967 Standard Industrial Classification and Canadian Standard Industrial Classification. (p. 35-36)

**IMPORTS AND EXPORTS**

11. Value of Canadian motor vehicles and original motor vehicle equipment (Canadian articles) imported duty-free from Canada into U.S. under the provisions of the Automotive Products Trade Act of 1965, by [U.S. tariff schedule number]. (p. 37-42)

12. U.S. automotive trade, total with all countries, with Canada, and with all countries except Canada, 1971-73. (p. 43)

13-14. U.S. automotive exports and imports [value, by country]. (p. 44-45)

15. Total U.S. trade (all commodities) with the world and with Canada, 1965 and 1970-73. (p. 46)

16-17. Canadian automotive exports and imports. (p. 47)

18. Canadian automotive trade, total with all countries, with the U.S., and with all other countries except the U.S. (p. 48-49)

**25368  
SENATE FINANCE  
COMMITTEE**

**Special and  
Irregular Publications**

**25368-30 TRADE REFORM ACT OF  
1973, Part 3**

★  
1974. x+713-1050 p.  
CIS/Index (74) S361-25.  
●Item 1038. GPO \$2.60.  
ASI/MF Y4.F49:T67/23/pt.3.

Continuation of hearings before the Committee on Finance on the Trade Reform Act of 1973, a comprehensive revision of U.S. trade policies, including the determination of customs duties, import restrictions, policies toward developing nations, extension of most-favored-nation treatment to Communist countries, and adjustment assistance for domestic workers.

Testimony includes an Overseas Development Council prepared statement (p. 883-897) on the effect of the Act on developing countries' access to U.S. import market. Statement includes the following statistical materials based on UN, IMF, AID, and other sources:

- a. Mineral trade: U.S., developed, and developing countries, 1967-69 and 1972; 3 tables. (p. 889-890)
- b. Developing countries' monetary reserves, growth rates of domestic product and exports, and aggregate economic indexes; 3 tables. (p. 891-893)
- c. Social and economic indicators of development for 117 developing countries, showing population, per capita GNP and energy consumption, life expectancy, birth and death and literacy rates, infant mortality, and trade, 1971; 1 table. (p. 894-897)

Hearings were published in 3 parts. Parts 1 and 2 contain some scattered statistics, including a reprint of a Committee print on balance of payments (see ASI 1974 Supplement 6, 25368-21).

**25408  
SENATE GOVERNMENT  
OPERATIONS COMMITTEE**

**Special and  
Irregular Publications**

**25408-14 IMPACT OF THE ENERGY  
CRISIS ON STATE AND  
LOCAL GOVERNMENTS  
(1974)**

★  
1974. vi+364 p.  
CIS/Index (74) S401-34.  
●Item 1037. GPO \$2.75.  
ASI/MF

Hearings before the Subcommittee on Intergovernmental Relations in Jan.-Feb. 1974 to examine impact of current energy shortage on State and local government services, operations, and revenues, and to evaluate governmental machinery established to cope with the shortage.

Inserted statistical material in testimony includes 7 tables (p. 243-253) estimating State 1974 gasoline tax revenues lost from energy crisis allocations, and distribution of motor fuel gross and taxable gallons, by region and State 1972-74.

An appendix to testimony includes a summary of a survey of energy price increase effects on selected local public electric utility systems in 27 States. (p. 333-345)

**25408-15 TRAVEL EXPENSE  
AMENDMENTS ACT OF  
1974.**

★  
1974. iv+77 p.  
CIS/Index (74) S401-36.  
●Item 1037. † ASI/MF

Hearing before the Subcommittee on Budgeting, Management, and Expenditures on a bill to increase per diem and travel allowances for Federal employees traveling on official business; also calls for a continuing GAO study and quarterly reports on employee travel costs.

Appendices (p. 35-77) include the following 2 studies by GSA, which is responsible for setting transportation mileage allowances for Federal employees.

**25408-15.1: Present Cost of Operating Privately Owned Automobiles**

(p. 42-52) Study to determine the cost in Apr. 1974 of operating privately owned automobiles, in order to determine the adequacy of the present mileage allowance for Federal employees using such cars on official business. Includes explanation with 7 tables showing total and component operating costs for standard and compact size cars, for the 1st to 10th year.

Costs data are based, with some differences, on an Apr. 1974 DOT report, "Cost of Operating an Automobile" (for description see ASI 1974 Supplement 6, 7554-21). The DOT report is also reprinted in the hearing on p. 58-72.

**25408-15.2: Study of Operating Costs for Privately Owned Aircraft**

(p. 52-57) Study to determine the cost in Dec. 1973 of operating privately owned aircraft, in

order to determine the adequacy of the present mileage allowance for Federal employees using such craft on official business. Includes explanation with 3 tables showing total and component costs, by size of plane, for Dec. 1973 and for 1969.

Costs data are based, with some differences, on a Feb. 1969 FAA report, "General Aviation Operating Costs."

## 25448 SENATE INTERIOR AND INSULAR AFFAIRS COMMITTEE

### Special and Irregular Publications

- 25448-21 INDIAN HEALTH CARE  
IMPROVEMENT ACT**  
★  
Nov. 12, 1974. iv+147 p.  
S. Rpt. 93-1283.  
CIS/Index (74) S443-68.  
●Item 1008-A. † ASI/MF

Report recommending passage of a bill to provide a coordinated effort to overcome inadequacies in the Federal Indian health care program with maximum participation of Indians and Alaska Natives.

Includes provisions for incremental increases over a five year period to the Indian Health Service (IHS) budget to assure an adequate health manpower base, including trained Indian professionals, construction and renovation of hospitals and other health care facilities, overcoming deficiencies in Indian water and sanitary waste disposal facilities, better access for Indians to Medicare and Medicaid services, and health assistance to the urban Indian population.

Contents: text of bill (p. 1-12); and 15 narrative chapters described below, some with statistics, explaining and justifying the bill in relation to Indian health care problems and needs. Statistics are from IHS, Subcommittee hearings, local sources, and 1974 GAO study, *Progress and Problems in Providing Health Services to Indians* (see ASI 1974 Supplement 6, 26108-89).

Chapters cover the following:

1. Purpose of bill. (p. 13-14)
2. History of and need for Indian health care, with 4 tables showing Indian employment, by level, in the IHS for 1973 or 1974. (p. 15-30)
3. Indian health manpower shortage and health services workloads, with 5 tables for FY55-73; and related bill provisions, with 3 tables including Indians who would be trained in health professions if bill passed, and number of Indian professionals needed to achieve parity with general population. (p. 31-58)
4. Deficiencies in Indian health services, with 14 tables showing recent data on: Indian deaths and diseases, compared to the general population; unmet dental and surgical needs; and IHS long-range plan needs for FY75-79. (p. 59-89)
5. Deficiencies in Indian health and sanitation facilities, with 5 tables on PHS Indian health facilities' size and population served; age of facilities; HEW's planned new facilities for FY75-79; and congressional "ad-ons" to IHS budget, FY71-75. (p. 91-110)
6. Indian inability to participate in Medicare and Medicaid, with 2 tables on the 2 programs' total national coverage and payments. (p. 111-114)
7. Urban Indians' access to health services, with 2 tables presenting data from surveys of urban Indian health problems in Minneapolis, Minn. and Seattle, Wash. (p. 115-124)

- 8-9. Analysis of miscellaneous provisions of bill, and legislative history. (p. 125-129)  
10. Cost for first 5 fiscal years of implementing the bill. (p. 131-133)  
11-15. Committee vote, HEW view, effect of bill on Social Security Act, and additional views of Committee members. (p. 135-147)

- 25448-29 MARKET PERFORMANCE  
AND COMPETITION IN THE  
PETROLEUM INDUSTRY,  
PART 4.**  
★  
1974. v+1297-1410 p.  
CIS/Index (74) S441-53.  
●Item 1040. † ASI/MF  
Y4.In8/13:93-24/pt.4.  
74-601644.

Committee Serial No. 93-24 (92-59). Continuation of hearings before the *Special Subcommittee on Integrated Oil Operations*, Dec. 1973, to examine the structure, operations, and competition within the oil and gas industries.

Contains narrative testimony and submitted material on the international oil industry, including text of Chapter 3 of *World Petroleum Market* by M. A. Adelman (p. 1347-1371), with 11 scattered tables showing data:

- a. Principal oil companies crude oil production by country; market concentration ratios; crude distributions; and surplus positions and crude runs, selected years 1950-69; 5 tables.
- b. Refining capacity proportions by world areas 1957 and 1966; and impact on eastern hemisphere markets of a 120 thousand barrel per day refinery 1963-68; 2 tables.
- c. U.S. oil import sources by country, 1st half 1973; 1 table.
- d. U.S. exploratory well success by majors, independents, and "drilling funds," 1972; and announced new grassroots refineries by company, mid-1973; 2 tables.

Statistical contents of Part 3 of these hearings were abstracted in ASI 1974 Supplement 10, 25448-25. Description of all 4 parts of the hearings can be found in the CIS Index.

## 25528 SENATE JUDICIARY COMMITTEE

### Special and Irregular Publications

- 25528-21 REORGANIZATION OF THE  
U.S. AUTOMOBILE  
INDUSTRY: A MODEST  
PROPOSAL TO OBTAIN A  
COMPETITIVE INDUSTRY  
FOR MOTOR VEHICLES**  
★  
1974. xi+287 p.  
CIS/Index (74) S522-14. †  
ASI/MF Y4.J89/2: Au8/3.  
08503(74).

Committee print. Critique of the automobile and truck industry, analyzing its growth and concentration since the early 1900's, and presenting a proposal for its reorganization under the pending Industrial Reorganization Act (IRA). Critique was prepared by Stanley E. Boyle for the *Subcommittee on Antitrust and Monopoly*.

Data were derived from Government and private studies of the automobile industry, *Automotive News Almanac*, automobile corporations' annual reports, and Census Bureau and other Government sources.

Contents: 10 narrative chapters, described below, with 77 interspersed statistical tables.

#### CHAPTERS:

- I. Role of industry reorganization as a method of controlling inflation: its applicability to the motor vehicle industry. (p. 1-14)
- II. Industrial deconcentration bill. Discusses the provisions, purposes, and anticipated impact of IRA, including structural changes in existing monopolies. Includes 2 tables on 1970 industry concentration by sales size and high concentration industry shipments. (p. 15-32)
- III. Proposal to reorganize the motor vehicle industry. Discusses separation of Chrysler Corp., Ford Motor Co., and General Motors Corp. into unintegrated companies. Includes 18 tables summarizing 1902-73 trends on concentration of employment, production, and distribution; Big 3 production in 1972, by plant and subsidiary and overseas plants in 1972-73. (p. 33-82)
- IV. Contribution of mergers to the growth and present organization of leading U.S. automobile producers. Includes 6 tables on Big 3 merger history: corporate, partial, and other acquisitions; and detailed lists of domestic and foreign operations. (p. 83-126)
- V. Trends in motor vehicle production and concentration. Provides detailed historical analysis of industry trends, 1900-72. Includes 15 tables on passenger car and truck production, value and sales; market shares of leading producers, 1929-41; and Big 3 producers' percent of production, 1939-41 and 1946-72. (p. 127-149)
- VI. Exports, imports and foreign production. Examines auto export-import markets and growth of U.S. auto firms' foreign affiliates. Includes 6 tables on U.S. exports and imports, 1948-72; domestic and foreign sales by Big 3, 1951-72; average number of employees by Ford, 1959-63 and by Chrysler, 1961-70. (p. 151-166)

VII. Structure of automobile parts production. Reviews domination of these industries by auto manufacturers. Includes 8 tables on number of producers and concentration of sales, 1954-67; and rate of return on investment for selected parts manufacturers. (p. 167-190)

VIII. Franchises, financing and flim flam. Analyzes current exclusive dealership system and motor vehicle company-owned finance companies. Includes 11 tables on trends in: retail outlets, sales and profits, 1956-73; dealer bankruptcies 1940-72; cars sold on credit, 1963-70; and selected financial and credit data of Big 3 financing organizations; and advertising expenses, 1955-72. (p. 191-227)

IX. Prices, profits and monopoly power. Estimates effects of monopoly profits on consumer welfare. Includes 9 tables on annual price changes, 1957-73; major producers' profitability, 1946-73; percent of auto sales by price class and company, 1963, 1968 and 1972; and quarterly earnings of Big 3, 1964-73. (p. 229-253)

X. Economies of scale, vertical integration and the size of automobile companies. Includes 2 tables on distribution of auto assembly plants by share of production and by size of plant, selected years 1957-72. (p. 255-287)

**25588**  
**SENATE NUTRITION AND HUMAN NEEDS COMMITTEE**  
**Special and Irregular Publications**

**25588-14** **NATIONAL NUTRITION POLICY STUDY, 1974: PART 1, FAMINE AND THE WORLD SITUATION**  
★  
1974. v+269 p.  
CIS/Index (74) S581-11.  
Item 1009. GPO \$2.20.  
ASI/MF  
Y4.N95:N95/19/974/pt.1.

Committee Series No. 74/NNP-1. Part 1 of hearings on the extent and effects of world famine and the implications for international relations. Consists of testimony (p. 1-42) and appendix (p. 44-269), described below. Appendix includes articles, declarations, and essays; and the following 2 sets of population projections to 1970, 1985, and 2000 prepared by the University of Chicago in cooperation with Census Bureau demographers and others:

- a. Detailed projections for Mexico under 5 different fertility projections. 20 tables. (p. 89-112)
- b. Developing countries and regions. Includes 3 charts for each area, projecting population to 2100, year zero growth is achieved, and school age population to 2000, under 2 fertility assumptions; and women averting births under assumption of declining fertility, to 2000. (p. 115-234)

To date, 2 additional volumes (Part 2 and 2A) have been published in the series, which do not contain significant statistical data. All 3 volumes are fully described in 1974 CIS/Index.

**25768**  
**SENATE VETERANS AFFAIRS COMMITTEE**  
**Special and Irregular Publications**

**25768-10** **SPECIAL SURVEY REPORT ON THE LEVEL OF THE QUALITY OF PATIENT CARE AT VETERANS' ADMINISTRATION HOSPITALS AND CLINICS**  
★  
Oct. 26, 1974. vi+523 p.  
CIS/Index (74) S762-20. †  
ASI/MF

Committee print of a report, dated July 31, 1974, prepared by the VA dept of Medicine and Surgery at Presidential direction. Presents results of several surveys and studies on quality of care at VA hospitals and clinics, patient and employee satisfaction, critical manpower, facility and equipment needs, and other matters.

Contents:

- a. Introduction, summary, and recommendations, with 1 table on total VA health care facilities' workloads, FY70 and FY74. (p. 1-27)
- b. 55 tables showing critical requirements, over the FY75 budget allocations, for staff, equipment, structures, and space. Data shown for specific items or categories, by VA districts or health facilities. Requirements identified or rescheduled as a consequence of this special study are also shown in some cases for FY76-77. (p. 29-106)
- c. Results of survey of patient and employee satisfaction, conducted at all VA health care facilities, with samples of inpatients, outpatients, physicians and nonphysicians, and dentists. Includes summary, and 20 tables and 6 charts. (p. 109-193)
- d. Task force report on veterans' eligibility requirements for health care. Includes 5 charts (p. 205-209) showing 1919-75 historical workload data in relation to legislative history of eligibility requirements. (p. 198-220)
- e. Task force report on VA problems in getting and keeping well-qualified health professionals. (p. 225-245)
- f. Fact sheets to be filled out by facility administrators before being visited by survey teams. (p. 247-278)
- g. Individual reports of surveys by teams of VA health professionals and administrators, each chaired by a non-VA professional. Each report evaluates all aspects of the hospital's services and facilities, and includes summary text statistics on workload and manpower. (p. 283-523)

## 25922 SENATE DOCUMENTS Current Periodicals

**25922-1 REPORT OF THE SECRETARY OF THE SENATE**  
Semiannual. Aug. 22, 1974.  
iv+949 p. S. Doc. 93-104.  
●Item 995-M.  
(in GPO serial set binding). †  
ASI/MF

Semiannual report of the Secretary of the Senate to the President of the Senate on the receipts and expenditures of the Senate, covering last half of FY74. Report shows detailed expense items and public moneys received, paid out, and remaining in the Secretary's possession for last half of FY74.

Contents: list of salaries of officers, clerks, and employees of the Senate, of the Senate committees, and of each Senator (p. 1-88); list of disbursements from the Senate contingent fund and other funds, in daily chronological order with name of the payee, description of each item of expenditure, and amount disbursed, for the following expenditure categories:

- a. Automobiles and maintenance; Capitol Guide Service. (p. 89-94)
- b. Expenses of inquiries and investigations including transportation, communication, research and clerical services, consultants' salaries, and other related disbursements. (p. 94-567)
- c. Folding documents. (p. 567-569)
- d. Joint Economic Committee and Joint Committees on Atomic Energy, Inaugural Ceremonies, Reduction of Federal Expenditures, and Printing. (p. 569-598)
- e. Legislative counsel. (p. 598-602)
- f. Miscellaneous items including Senatorial transportation, library, clerical and related disbursements; postage and handling. (p. 602-893)
- g. Senate policy Committees; Senate recording studio; stationery. (p. 893-941)
- h. Compensation and mileage of the Vice President and Senators; selected expense accounts. (p. 942-945)
- i. Summary of disbursements. (p. 945-948)

Report for first half of FY74 [Feb. 27, 1974. iv+836 p. S. Doc. 93-58. ASI/MF] has also been issued.

## 26108 GENERAL ACCOUNTING OFFICE

### Special and Irregular Publications

**26108-137 FUNDAMENTAL CHANGES NEEDED TO ACHIEVE A UNIFORM GOVERNMENT-WIDE OVERSEAS BENEFITS AND ALLOWANCES SYSTEM FOR U.S. EMPLOYEES**  
Sept. 9, 1974. iv+95 p.  
B 180403. GAO \$1.00.  
ASI/MF

Report to Congress reviewing the current 4 separate systems for special allowances and benefits for U.S. civilian and military employees serving overseas, and recommending their reform into a uniform system. For description of report, see ASI 1974 Supplement 10, under this number.

An appendix, issued in Oct. 1974, is described below.

#### **26108-137.1: Appendix Supplement to Fundamental Changes Needed to Achieve a Uniform Government-Wide Overseas Benefits and Allowances System for U.S. Employees**

[Oct. 10, 1974. 98 p. B 180403. GAO \$1.00. ASI/MF]

Contains 24 appendices providing the following supplementary information:

- a. Number of Government employees overseas by region, agency, and country; and the cost of allowances or benefits paid, June 1972. (p. 1-6)
- b. Description of each type of allowance or benefit paid, and authorized payment level by agency. (p. 7-46)
- c. Comparisons of benefits and allowances with UN, Canadian Government, and U.S. private industry, 1972. (p. 7-75)
- d. Summary of employees interviewed and responses. (p. 76-77)
- e. Correspondence by various agencies commenting on report. (p. 78-98)

**26108-146 MISSENT MAIL: A Contributing Factor to Mail Delay and Increased Costs**  
Oct. 22, 1974. ii+17 p.  
B 114874. GAO \$1.00.  
ASI/MF

Report to Congress on review of USPS machine letter sorting operations to determine causes of mail delays caused by missent mail. Review was conducted from July-Dec. 1973 at 3 major USPS southern region post offices.

Narrative report includes text statistics on amount of mail handled by USPS and amount committed for mechanization in FY73; number and capacity of machines; and amount of missent mail and machine operator errors at survey offices.

**26108-147 AIRCRAFT MIDAIR COLLISIONS: A Continuing Problem**  
Oct. 23, 1974. iv+36 p.  
B 164497(1). GAO \$1.00.  
ASI/MF

Report to the Senate on the development of collision avoidance systems (CAS) to prevent mid-air aircraft collisions. Emphasizes development of independent airborne CAS and Pilot Warning Instruments (PWI) as opposed to ground controlled supplements to the present air traffic control system.

Report covers presently proposed legislation, cost considerations and contractor proposed selling costs, system implementation time horizons, presently available technology, FAA position in controversy, and GAO policy recommendations. Includes 4 text tables.

Appendices (p. 27-32) include descriptions of airborne CAS and PWI currently under development.

**26108-148 ECONOMIC AND LOGISTICAL IMPACT RESULTING FROM THE ANNOUNCED CLOSURE OF FORT MACARTHUR**  
Nov. 7, 1974. ii+32 p.  
B 172707. GAO \$1.00.  
ASI/MF

Report to Rep. Glenn M. Anderson reviewing the Army's reckoning of costs and savings associated with plans to close Fort MacArthur, San Pedro, Calif.

Assesses costs of transferring fort's logistical support functions to contractors and other military facilities; effectiveness of program to relocate civilian employees; adequacy and costs of medical and other services in Southern California after closure; and value and disposition of land and buildings. Includes text statistics and 14 tables.

**26108-149 LOW-INCOME GROUPS NOT HELPED BY AID'S HOUSING INVESTMENT GUARANTY PROGRAM**  
Nov. 25, 1974. iv+72 p.  
B 171526. GAO \$1.00.  
ASI/MF

Report to Congress on the management and accomplishments of the Housing Investment Guaranty program (HG) which channels long-term financing to housing programs in developing countries. Findings are based on GAO on-site visits to Argentina, Venezuela, Israel, Thailand, Tunisia, Nicaragua, and Guatemala.

Brief descriptions of each country's program, emphasizing the lack of housing assistance for the poor, are presented. The impact of the HG program on the growth of savings and loan assns and other thrift institutions is also discussed.

Includes scattered tables and 4 appendix tables showing construction schedules and financial data.

**26108-150 GRANTS TO IMPROVE BUS TRANSIT SYSTEMS:**

★

**Progress and Problems**

Nov. 25, 1974. v+45 p.

B 169491. GAO \$1.00.

ASI/MF

GAO review of progress made in improving urban bus transit systems in 4 major cities which have received Urban Mass Transit Administration (UMTA) capital grants for public acquisition of private bus transit firms and purchase of transit related equipment. Cities are Atlanta, Ga., Honolulu, Hawaii, Minneapolis-St. Paul, Minn., and Portland, Oreg.

Report covers operating deficits before and after public acquisition; ridership trends, bus purchases, and reduction in air pollutants and gasoline consumption. Scattered tables show data by city. Also includes 4 appendix tables (p. 27-30), which show detailed breakdowns of grant funds approved by UMTA and spent by each grantee.

**26108-151 SOME IMPROVEMENTS NEEDED IN ADMINISTRATION OF MINIREPAIR PROGRAM**

★

Dec. 11, 1973. 23 p.

B 167790. GAO \$1.00.

ASI/MF

Report to Rep. Daniel J. Flood on the adequacy and costs of repair work under Corps of Engineers, SBA, and HUD programs for homes damaged by Hurricane Agnes, 1972, in the Wyoming Valley area of Pennsylvania. Based on agency records and interviews with Federal officials, a mail survey of 56 projects, and 8 visits by GAO.

Report discusses costs and quality of repair work and problems encountered in making sure that different agencies were not paying for the same repairs. Includes 1 table listing contractors, number of contracts, number of units, and contract amounts.

**26108-152 OBSERVATIONS AND QUESTIONS ON THE DEVELOPMENT OF THE NEW NATIONAL BULK MAIL SYSTEM**

★

Nov. 1, 1974. iii+34 p.

B 114874. GAO \$1.00.

ASI/MF

Report to Congress evaluating the planned National Bulk Mail System (NBMS) for handling parcel post and circulars. Survey was conducted at USPS headquarters and New York City regional office.

Narrative report includes map and 5 charts showing planned NBMS organization and operations; and text statistics and tables showing: mail expected to be handled by NBMS; Mar. 1, 1973, financial status of NBMS; estimated 1984 revenues; trends in parcel post volume by zone, FY63-73; and selected parcel post routing distances under present and planned operations.



