

ZYKOVA, K. I.

"Acetone-Butyl-Alcohol Fermentation on Molasses,"

Mikrobiol, 8, No. 1, 1939; Gen Sci Resr Lab of

Fermentation Ind, Moscow.-1939-.

1ST AND 2ND ORDERS

PROCESSES AND PROPERTIES INDEX

112

Ca

A new stimulant of acetone-alcoholic fermentation. K. I. Zykova. *Microbiology* (U. S. S. R.) 8, 488-0(1969).— A new strain of *B. acetosubtilis* was isolated. On malt-nagar it forms sep. rods which in 2-3 days develop spores. It differs from other members of the species in that it does not ferment arabinose, resists boiling up to 4 hrs. and is able to ferment cereals, giving 40-42% (based on the Harch) of solvents. T. Llanes

A.S.M.-S.L.A. METALLURGICAL LITERATURE CLASSIFICATION

RESEARCH INDEX

GROUPS	1ST AND 2ND ORDERS	LETTERS	1ST AND 2ND ORDERS
A B C D E F G H I J K L M N O P Q R S T U V W X Y Z	0 1 2 3 4 5 6 7 8 9	A B C D E F G H I J K L M N O P Q R S T U V W X Y Z	0 1 2 3 4 5 6 7 8 9

COMMON ELEMENTS

MATERIALS INDEX

COMMON VARIANTS INDEX

SOURCE CODE: UR/0411/66/002/005/0600/0604

ACC NR: AP6032040

AUTHOR: Zykova, K. I.

ORG: Laboratory of Hematology and Histology, Scientific Research Institute im. Sklifosovskiy (Nauchno-issledovatel'skiy institut, Laboratoriya parelivaniya krovi i konservirovaniya tkaney)

TITLE: A quantitative method for determining fibrinolytic activity

SOURCE: Prikladnaya biokhimiya i mikrobiologiya, v. 2, no. 5, 1966, 600-604

TOPIC TAGS: ~~biochemistry~~, medical research, thromboembolytic disease, circulatory system, cardiovascular system, clinical method, fibrinolytic activity

ABSTRACT: Fibrinolysin is an enzyme widely distributed in nature not only in animals but in products of bacterial synthesis and is widely used in the treatment of thromboembolytic diseases of the cardiovascular system. Blood from cadavers possesses equal or greater fibrinolytic activity as whole blood from healthy bodies. The method described can determine quantitatively the fibrinolytic activity of whole and citrated cadaverous blood and can be used for classifying blood samples according to their fibrinolytic activity. The percentage of a known amount of fibrin which is

UDC: 542.98+615.388

Card 1/2

CHERNOV, V.M.; ZYKOVA, K.I.

Alloxan diabetes and blood pressure. Vrachebnoe delo 27, 1171-4 (columns,
not pp.) '47.
(CA 47 no.21:11470 '53)

1. All-Union Sci. Research Chem.-Physiol. Inst., Moscow.

CHERNOV, V.M.; ZYKOVA, K.I.

Alloxan diabetes and blood pressure. Vrachebnoe Delo 27, 1171-4 (columns,
not pp.) '47.
(CA 47 no.21:11470 '53)

1. All-Union Sci. Research Chem.-Physiol. Inst., Moscow.

ACC NR: AP6032040

lysed by a known concentration of sample provides a quantitative
index of its fibrinolytic activity. [WA-50; CBE No. 12]

SUB CODE: 06/ SUBM DATE: 06Jun66/ ORIG REF: 011/ OTH REF: 002/

Card 2/2

CHERNOV, V.M.; ZYKOVA, K.I.

Alloxan diabetes and blood pressure. Vrachebnoe delo 27, 1171-4 (columns,
not pp.) '47.
(CA 47 no.21:11470 '53)

1. All-Union Sci. Research Chem.-Physiol. Inst., Moscow.

07930-67 EWT(m./EWP(t)/ETI IJP(e) JD/JG
ACC NR: AP6033387 (A) SOURCE CODE: UR/0075/60/021/008/1022/1026

43.
B

AUTHOR: Akhmedli, M. K. ; Bashirov, E. A. ; Glushchenko, E. L. ; Zykova, L. I.

ORG: Azerbaydzhan State University im. S. M. Kirov, Baku (Azerbaydzhanskiy gosudarstvennyy universitet)

TITLE: Interaction of gallium ions with pyrocatechol violet

SOURCE: Zhurnal analiticheskoy khimii, v. 21, no. 8, 1966, 1022-1026

TOPIC TAGS: gallium, ion, gallium ion, ion interaction, ion concentration, pyrocatechol, pyrocatechol violet

ABSTRACT: Gallium forms colored compound with pyrocatechol violet at pH 5.75--6.7 in an acetate-hydrochloride medium. The components interact in a molar ratio of 1 : 2. The maximum absorption is at 580 nmol, the true molar extinction coefficient is 73,530, and the conditional instability constant is $5 \cdot 10^{14}$. Solutions obey Beer's law within the concentration range of 0.56--3.1 $\mu\text{g/ml}$ of gallium. Such elements as Al^{3+} , In^{3+} , Fe^{3+} , Cu^{2+} , and Ti^{3+} interfere in the photometric determination of gallium; no interference is caused by alkali metals;

Card 1/2

UDC: 543.70

L 97930-67

ACC NR: AP6033387

As (III, V), Cd²⁺, Zn²⁺, Pb²⁺, Cr (III), Co²⁺, Mo (VI), Sn (IV), Ni²⁺, Tl (III), Sb (III) interfere only up to definite ratios. The method has been used for gallium determination in pure solutions. The relative experimental error is not more than 4%. The sensitivity of the method is 0.04 μ g/ml. Orig. art. has: 6 figures and 3 tables. [Authors' abstract]

SUB CODE: 07/ SUBM DATE: 27Apr65/ ORIG REF: 005/ OTH REF: 002/

Card 2/2

vmt

ZYKOVA, L.S.

ZYKOVA, L. S.: "Workers at the Kazan' University in the struggle against epidemics (smallpox, diptheria, scarlatina, plague, and cholera) in the former Kazan' Gubernia before the Great October Socialist Revolution." Kazan' State Medical Inst. Chair of the Organization of Public Health with the History of Medicine. Kazan', 1956. (Dissertations for the degree of candidate in Medical Sciences).

SO: Knizhnays Letopis' No. 22, 1956

ZYKOVA, L. Yu.

Report of the Oka State Preserve on birdbanding from 1957 to
1959. Trudy OGZ no.4:5-31 '62.
(MIRA 17;9)

ZYKOVA, Larisa Yur'yevna; RAK, A.S., red.

[Oka State Preserve; a popular science essay] Okskii
gosudarstvennyi zapovednik; nauchno-populiarnyi ocherk.
Pod red. A.S.Rak. Moskva, Lennaia promyshlennost',
1965. 53 p.
(MIRA 18:12)

ZYKOVA, M.

ZYKOVA, M.

With the energy of Communist Youth League members. Prom.koop.
no.5:13 My '57. (MLRA 10:8)

1.Zamestitel' predsedatelya pravleniya arteli imeni 8 Marta, g.
Kirov.

(Communist Youth League)

SOV/136-58-8-16/27

AUTHORS: Kurumchin, Kh.A., Nikitin, Yu.I. and Zykova, M.I.

TITLE: Use of the Hydrocyclone for Classifying Roasted Zinc Concentrate Before Leaching (Ispol'zovaniye gidrotsyklona dlya klassifikatsii obozhzhennogo tsinkovogo kontsentrata pered vyshchelachivaniyem).

PERIODICAL: TsvetnyyeMetally, 1958,³¹ Nr.8, pp.68-70 (USSR)

ABSTRACT: The cone classifiers at the Chelyabinskiy tsinkovyy zavod (Chelyabinsk Zinc Works) have not worked satisfactorily. It was therefore decided to adopt hydrocyclones in the new classification plant planned in connection with the proposed conversion to fluidized-bed roasting. A special investigation, the results of which are dealt with in this report, was carried out at the works to study hydrocyclone operation. A 500-mm diameter hydrocyclone designed by the Ufimskiy zavod gornogo oborudovaniya (Ufa Mining Equipment Plant) was used (Fig.), the pulp being injected at 0.5-0.7 atm with the aid of a centrifugal sand pump. The results (Table 2) show that the effluent contained 96% of minus 0.5 mm fraction, the main mass of the coarse particles being

Card 1/2

SOV/136-58-8-16/27

Use of the Hydrocyclone for Classifying Roasted Zinc Concentrate Before Leaching.

concentrated in the sand, which fulfilled design requirements. The product was suitable for grinding in a ball mill and the hydrocyclone productivity was $1.5 \text{ m}^3/\text{min}$. The sand contained (Table 4) 1.5-2 times more acid-soluble zinc than the effluent; leaching tests indicated that pre-grinding of sands was desirable. Considerable erosion of parts of the hydrocyclone were observed. The authors consider that the adoption of hydrocyclones at the works would be advantageous. There are 1 figure and 4 tables.

1. Zinc ores--Processing
2. Industrial equipment--Performance

Gard 2/2

ZYKOVA, N.A.

Intraosseous injection of blood and medicinal substances. Sov.
med. 27 no.12:96-100 D'63 (MIRA 17:4)

1. Iz kafedry obshchey khirurgii (zav. - prof. A.I.Sorkina)
Irkutskogo meditsinskogo instituta.

Sheet 400, 4-A
ZYKOVA, N.M.

105

PHASE I BOOK EXPLOITATION

SOV/6181

Ural'skoye soveshchaniye po spektroskopii. 3d, Sverdlovsk, 1960. Materialy (Materials of the Third Ural Conference on Spectroscopy) Sverdlovsk, Metallurgizdat, 1962. 197 p. Errata slip inserted. 3000 copies printed.

Sponsoring Agencies: Institut fiziki metallov Akademii nauk SSSR. Komissiya po spektroskopii; and Ural'skiy dom tekhniki VSNTO.

Eds. (Title page): G. P. Skornyakov, A. B. Shayevich, and S. G. Bogomolov; Ed.: Gennadiy Pavlovich Skornyakov; Ed. of Publishing House: M. L. Kryzhova; Tech. Ed.: N. T. Mal'kova.

PURPOSE: The book, a collection of articles, is intended for staff members of spectral analysis laboratories in industry and scientific research organizations, as well as for students of related disciplines and for technologists utilizing analytical results.

COVERAGE: The collection presents theoretical and practical problems of the application of atomic and molecular spectral analysis in controlling the chemical composition of various materials in ferrous and nonferrous metallurgy, geology, chemical industry, and medicine. The authors express their thanks to G. V. Chentsova for help in preparing the materials for the press. References follow the individual articles.

6

Materials of the Third Ural Conference (Cont.)	SOV/6181
Preobrazhenskiy, N. G. New version of the reabsorption method for measuring absolute atom concentrations in plasma	8
Prilezhayeva, N. A. Some excitation features of gas mixtures in low-pressure discharges	12
Shtutman, M. N., V. P. Avdeyenko, V. M. Shul'man, and T. A. Yermeyeva. Investigation of pulse-discharge features	15
Zykova, N. M., and G. Ye. Zolotukhin. Effect of the kind of substance and arc current on the size of cathode and anode spots	20
Zolotukhin, G. Ye., N. M. Zykova, and T. A. Kravchenko. Temperature measurement in the "white spot" region of metallic electrodes in the current of an ac arc	23

~~Card 345~~

5

Materials of the Third Ural Conference (Cont.)	30V/6181
Zolotukhin, G. Ye., and T. F. Zykova. Investigation of thermal processes on surfaces of oxidizing metal electrodes	28
Topalov, L. I. Experience in quantitative evaluation of the effect of "third components"	31
Buravlev, Yu. M. Basic features of "third" elements in spectral analysis of steels	39
Kozlova, A. V. Effect of thermal stability of compounds during spectral analysis of ferroalloys	42
Nikitina, O. I., A. Ye. Gorevaya, and M. G. Sklya. Effect of electrode oxidation on the composition of the vapor phase during spectral analysis of ternary iron-base alloys	44

Card 4/15

ZYKOVA, O, inzhener

Operating efficiency of a ship in relation to its basic work indexes. Mor.flot 15 no.8:8-10 Ag'55. (MIRA 8:10)

1. TsNIIEVT

(Ships--Cargo)

YAKUBCHIK, A.I.; ZYKOVA, S.K.; VLASOVA, V.M.; SHOSTATSKAYA, I.D.

Determination of the regularity of the structure of isoprene
rubbers based on the character of 1, 4 link additions. Zhur.prikl.
khim. 34 no.7:1608-1611 J1 '61. (MIRA 14:7)
(Rubber, Synthetic) (Isoprene)

ZYKOVA, O.P., kand.tekhn.nauk

Basic assumptions in the methods of investigating the actual
economic efficiency of capital investments in the shipping
fleet. Trudy TSNIMF no.43:15-29 '62. (MIRA 16:2)
(Shipping--Accounting) (Capital investments)

ZYKOVA, T. F.

110

PHASE I BOOK EXPLOITATION

SOV/6181

Ural'skoye soveshchaniye po spektroskopii. 3d, Sverdlovsk, 1960. Materialy (Materials of the Third Ural Conference on Spectroscopy) Sverdlovsk, Metallurgizdat, 1962. 197 p. Errata slip inserted. 3000 copies printed.

Sponsoring Agencies: Institut fiziki metallov Akademii nauk SSSR. Komissiya po spektroskopii; and Ural'skiy dom tekhniki VSNTO.

Eds. (Title page): G. P. Skornyakov, A. B. Shayevich, and S. G. Bogomolov; Ed.: Gennadiy Pavlovich Skornyakov; Ed. of Publishing House: M. L. Kryzhova; Tech. Ed.: N. T. Mal'kova.

PURPOSE: The book, a collection of articles, is intended for staff members of spectral analysis laboratories in industry and scientific research organizations, as well as for students of related disciplines and for technologists utilizing analytical results.

Card 1/15

110

Materials of the Third Ural Conference (Cont.)

SOV/6181

COVERAGE: The collection presents theoretical and practical problems of the application of atomic and molecular spectral analysis in controlling the chemical composition of various materials in ferrous and nonferrous metallurgy, geology, chemical industry, and medicine. The authors express their thanks to G. V. Chentsova for help in preparing the materials for the press. References follow the individual articles.

TABLE OF CONTENTS:

Foreword

3

PART I

Sherstkov, Yu. A., and L. P. Maksimovskiy. Investigation of the dependence of the total intensity of spectral lines on the concentration of elements in an arc-discharge plasma

4

Card 2/15

7

Materials of the Third Ural Conference (Cont.)		SOY/6181
Zolotukhin, G. Ye., and T. F. Zykova. Investigation of thermal processes on surfaces of oxidizing metal electrodes		28
Topalov, L. I. Experience in quantitative evaluation of the effect of "third components"		31
Buravlev, Yu. M. Basic features of "third" elements in spectral analysis of steels		39
Kozlova, A. V. Effect of thermal stability of compounds during spectral analysis of ferroalloys		42
Nikitina, O. I., A. Ye. Gorevaya, and M. G. Sklyar. Effect of electrode oxidation on the composition of the vapor phase during spectral analysis of ternary iron-base alloys		44

Card 4/15

ZYKOVA, V. I.

"Formirovaniye intellektual'nykh umeniy v protsesse obucheniya matematike."

report submitted for 15th Intl Cong, Intl Assn of Applied Psychology,
Ljubljana, Yugoslavia, 2-8 Aug 1964

Institut psikhologii, Moskva.

ZYKOVA, Yevgeniya Alekseyevna, kandidat sel'skokhozyaystvennykh nauk;
TAIROVA, V.N., redaktor; PEVZNER, V.I., tekhnicheskii redaktor

[Increasing early potato productivity] Priemy povysheniya urozhaino-
sti rannego kartofelia. Moskva, Gos. izd-vo selkhoz. lit-ry, 1956.

23 p.

(MLRA 9:11)

(Potatoes)

USPENSKIY, V. V., ZYKOVA.. YE. T.

Sholkov, Boris Vladimirovich, 1881 - 1951

In memory of B. V. Sholkov. Khirurgia no. 4, 1952.

Monthly List of Russian Accessions, Library of Congress, August 1952. Unclassified.

Zylova, M.
ZYKOVA, N.M.; KOROZOV, L.V.; BARYKINA, O.A., otvetstvennyy red.; ALEKSEYEVA, K.P., otvetstvennyy red.; PROKOF'YEVA, N.B., red.izd-va; PAVLOVSKIY, A.I., tekhn.red.

[Scientific congresses, conferences and conventions in the U.S.S.R. 1946-1953; a bibliography] Nauchnye s'ezdy konferentsii i soveshchaniia v SSSR, 1946-1953; bibliograficheskii ukazatel'. Moskva, 1958. 222 p. (MIRA 11:4)

1. Akademiya nauk SSSR. Fundamental'naya biblioteka obshchestvennykh nauk.

(Bibliography--Science--Congresses and conventions)

TILICHENKO, M.N., ZYKOVA, L.V.

Resins, synthetic

Chemical structure of cyclohezanoneformaldehyde resins. Zhur. prikl. khim. 25, no. 1, 1952.

Laboratoriya Organicheskoy Khimii Saratovskogo Gosudarstvennogo Universiteta im. N.G. Chernyshevskogo

Monthly List of Russian Accessions, Library of Congress, August, 1952. UNCLASSIFIED

FILICHENKO, M.N., ZIKOVA, L.V.

Resins, synthetic

Chemical structure of cyclohezanone-formaldehyde resins. Zhur. prikl. khim. 25, no. 1, 1952. Laboratoriya Organicheskoy Khimii Saratovskogo Gosudarstvennogo Universiteta im. N.G. Chernyshevskogo

SO: Monthly List of Russian Accessions, Library of Congress, August 195², Uncl.

CA

31

Chemical structure of cyclohexanone-formaldehyde resins. M. N. Tilichenko and L. V. Zykov (N. G. Chernyshevskii State Univ., Saratov). *Zhur. Priklad. Khim.* (J. Applied Chem.) 25, 61 (1952). Reaction of cyclohexanone (I) with CH_2O yields water-sol. products if run in the presence of a const. excess of CH_2O even in very alk. solns.; in cases where I is in excess the products are directed toward formation of insol. viscous materials. For best results formalin is dropped gradually into the mixt. at 17-20° in 5 N, or higher, NaOH, when 90-100% yields (based on I) are attained. The primary process is polycondensation of CH_2O with I by a Tollens-type process when the products are formed; the formation of insol. products is a rapid CH_2 bridging in the α -positions. Fractional pptn. applied to a typical specimen shows that progressive pptn. yields fractions whose m.p.s. decline (from 143-50° to 58-66°), mol. wt. declines (940 to 378) and whose CH_2OH content declines at first, then rises slightly. Thus the more sol. material contains CH_2 cross links with gem-methylol groups.
G. M. Kosolapoff

ZYKOVA, N.M.

Current density in the cathode dark space of metal electrodes
in an a.c. arc. Izv. AN SSSR. Ser. fiz. 26 no.7:872-874 J1
'62. (MIRA 15:8)

(Electrodes) (Electric arc)

VILENSKIY, I.M.; ZYKOVA, N.A.

Distortion of radio waves propagated in the ionosphere. Izv.
vys.ucheb.zav.; radiofiz. 2 no.4:543-552 '59.
(MIRA 13:4)

1. Novosibirskiy elektrotekhnicheskiy institut avynzi.
(Ionospheric radio wave propagation)

69947

9.9100

AUTHORS: Vilenskiy, I.M. and Zykova, N.A. SOV/141-2-4-2/19

TITLE: On the Distortion of Radio Waves³ During Their Propagation⁰ Through the Ionosphere

PERIODICAL: Izvestiya vysshikh uchebnykh zavedeniy, Radiofizika, 1959, Vol 2, Nr 4, pp 543 - 552 (USSR)

ABSTRACT: Vilenskiy has discussed the propagation of radio waves in the ionosphere (Ref 1) and showed that if the wave is amplitude-modulated at a frequency Ω , then the non-linearity of the ionosphere leads to an increase (compared with the linear case) in the absorption coefficient for the wave, to the appearance of phase modulation and various other effects. The calculations were carried out as follows. Using the kinetic equations, the current set up in the ionosphere by the radio wave was calculated and the expression thus obtained was substituted into the wave equation. Both the kinetic equation and the wave equation were solved by successive approximations. The non-linearity was allowed for on a first-approximation basis. Only collisions of electrons with neutral molecules were taken into account, since

Card1/6

69947

SOV/141-2-4-2/19

On the Distortion of Radio Waves During Their Propagation Through the Ionosphere

it was shown in Refs 2 and 3 that non-linear effects associated with electron-electron and electron-ion collisions can be neglected. In the present paper, the method adopted is as follows. Using the elementary kinetic theory, the current due to the action of the radio wave is calculated and then, as in Ref 1, and to the same approximation, a solution is obtained for the wave equation. For simplicity, the normal incidence of a wave on a uniform layer is considered and the non-linearity is taken into account to a first approximation only. The magnetic field due to the Earth is neglected. The incident wave is taken to be of the form Eq (1), where ω is the carrier angular frequency, Ω is the modulation frequency and M is the percentage modulation. Under the action of this wave, a change takes place in the average collision frequency between electrons and molecules. This is estimated with the aid of Eq (2), in which δ is the mean relative fraction of the kinetic

Card2/6

69947

SOV/141-2-4-2/19

On the Distortion of Radio Waves During Their Propagation Through the Ionosphere

energy of an electron lost during a collision with a molecule, ν is the effective collision frequency and \vec{v} is the electron velocity. The latter is determined from Eq (3). It is assumed that δ is independent of ν . The effective collision frequency is given by Eqs (4-7), where ν_0 is the value of the effective collision frequency at $E = 0$. Then, using the well-known formulae for the conductivity and dielectric constant given by Eqs (8) and (9), a discussion is given of the expression (taken from Ref 2) for the current density in the ionosphere which is given by Eqs (10) and (11). In the case of normal incidence and in the absence of the Earth's magnetic field, the wave equation is of the form given by Eq (12), where E_{10} and j are the projections of the vectors \underline{E}_{10} and \underline{j} onto the x or y axis. Substituting for \underline{j} from Eq (10) into Eq (12), one obtains

Card3/6

69947

SOV/141-2-4-2/19

On the Distortion of Radio Waves During Their Propagation Through the Ionosphere

Eq (13), which is solved by the method of successive approximations, using the substitutions given by Eq (14) and neglecting powers of $E_{10}^{(1)}$ and $\xi^{(1)}$ higher than unity and their products, The required solution which satisfies the boundary conditions given by Eq (15) is of the form given by Eq (16). Using Eqs (4), (5), (6), (11) and (16), the field at the point of reception is found to be of the form given by Eq (18), where the subsidiary quantities involved are defined by Eqs (18a) and (19). An expression for M_3 is not given. The phase changes involved are characterized by the quantities α , β_Ω and $\beta_{2\Omega}$ which are given by Eq (20). These general formulae have been used to calculate ΔM_Ω as a function of the distance between the transmitter and the receiver, the modulation frequency Ω and the carrier frequency ω . The calculations were carried out for the following model

Card 4/6

69947

SOV/141-2-4-2/19

On the Distortion of Radio Waves During Their Propagation Through
the Ionosphere

of the lower part of the night E-layer of the ionosphere. The layer begins at 80 km, the electron concentration obeys the law $N = N_0 + cz_1$ where $N_0 = 50$ electrons/cm² and is the electron concentration at an altitude of 80-90 km, c is a constant which is equal to 9.2×10^{-4} electrons/cm⁻⁴, z_1 is the altitude measured from the level at 90 km and the number of collisions follows an exponential law with altitude, i.e. $\nu_0 = \nu'_0 \exp(-z/h)$ where $\nu'_0 = 3.4 \times 10^6$ and is the collision frequency at an altitude 80 km. The results obtained are shown in Figures 2, 3 and 4. These results show some similarity with the experimental results obtained by King (Ref 9). However, the results of Cutolo (Ref 10) are in disagreement with the present theory. There are 4 figures and 11 references, 6 of which are Soviet, 4 English and 1 Italian.

Card5/6

69947

SOV/141-2-4-2/19

On the Distortion of Radio Waves During Their Propagation Through
the Ionosphere

ASSOCIATION: Novosibirskiy elektrotekhnicheskiy institut svyazi
(Novosibirsk Institute of Telecommunications)

SUBMITTED: November 29, 1958.
After revision: April 27, 1959

Card 6/6

ARUTN, L.I.; ZYKOVA, N.I.

Hamartoma of the main bronchus. Probl. tub. no.2:90-92 '64.

(MIRA 17:12)

1. Kafedra patologicheskoy anatomii (zav. -- chlen-korrespondent AMN SSSR prof. A.I.Strukov) I Moskovskogo ordena lenina meditsinskogo instituta imeni Sechenova i 12-ya protivotubarkuleznaya bol'nitsa Moskovskogo otdela zdravookhraneniya.

26.2311

27750
S/058/61/000/007/041/086
A001/A101

AUTHORS: Zolotukhin, G.Ye., Zykova, N.M., Kravchenko, G.A.

TITLE: Investigating the interconnection between the temperature of the white spot and plasma composition

PERIODICAL: Referativnyy zhurnal. Fizika, no. 7, 1961, 173, abstract 7G125 ("Dokl. Mezhvuz. nauchn. konferentsii po spektroskopii i spektr. analizu". Tomsk. Tomskiy un-t, 1960, 136 - 139)

TEXT: Starting from the concept of thermal nature of electrode material erosion in the zones of cathode and anode spots, the authors calculated the rate of evaporation of atoms of various elements from electrode surface as a function of temperature. They compared the calculated and observed relative concentrations of Sn, Fe and Cd-atoms in the arc plasma, considering concentration to be a linear function of evaporation rate. The results agree satisfactorily. Temperature in the zones of cathode and anode spots was determined from the continuous spectrum of thermal emission from the surface of the electrode. +

[Abstracter's note: Complete translation] M. Britske

Card 1/1

S/048/62/026/007/009/030
B104/B138

AUTHOR: Zykova, N. M.

TITLE: Current density of an a-c arc in the cathode spot of metal electrodes

PERIODICAL: Akademiya nauk SSSR. Izvestiya. Seriya fizicheskaya, v. 26, no. 7, 1962, 872-874

TEXT: The dimensions of the arc channel and the current density on steel, Duralumin, tungsten, brass, and copper cathodes were estimated from measurements of the cross sections of a-c discharge tracks on rotating disk electrodes. Part of the electrodes had a polished surface, and part were coated with an oxide film. The velocity of the electrodes was $4.5 - 6 \text{ m} \cdot \text{sec}^{-1}$, the tracks were 27-36 mm long, and during discharge the current varied in the ranges 0.5 and 2.7, 8 and 48, 10 and 60 a. The electrodes were mounted vertically, the disc being the lower one. The upper electrode of the same material and 6 mm in diameter was sharpened to a point. The tracks on the disk anode were round spots 1.5-3 mm apart. No conclusions could be drawn regarding the current
Card 1/2

Current density of an a-c arc in the ... S/048/62/026/007/009/030
 B104/B138
 strength at the anode. Exception for the oxide-coated brass and steel specimens, all disk electrodes connected as cathodes displayed continuous discharge tracks. Above 1 a the tracks branched except for hard steel which showed no branching up to 34 a. There are 3 figures and 1 table.

Table. Cross section of arc channel and current density of arc.
 Legend: Specimen materials, from top to bottom: copper, tungsten, brass, Duralumin, mild steel, hard steel; (1) current strength; (2) diameter of arc channel, cm; (3) current density, a/cm².

(1)	(2)	(3)
0,85	0,0052	3·10 ⁴
0,6	0,0044	4·10 ⁴
0,5	0,013	3·10 ⁴
0,8	0,0074	2·10 ⁴
0,5	0,014	3·10 ⁴
21	0,019	7·10 ⁴
34	0,025	
7,5	0,013	

Card 2/2

41240

S/194/62/000/007/119/160
D271/D308

AUTHORS:

Zykova, N.M., and Zolotukhin, G.Ye.

TITLE:

Investigation of the influence of polarity and material on the disintegrated mechanism of arc electrodes

PERIODICAL:

Referativnyy zhurnal. Avtomatika i radioelektronika, no. 7, 1962, abstract 7zh378 (In collection: Nekotoryye vopr. emission. i molekulyarn. spektroskopii, Krasnoyarsk, 1960, 20 - 26)

TEXT: Surface disintegration of Cu, Fe and W electrodes of AC arcs was investigated. State of surface was checked after every discharge; the duration and energy of the discharges were determined by means of an oscillograph. Electrode shape and distance between electrodes were constant. Photographs of discharge traces on the anode have shown that the area of anode spots decreases as thermal conductance of electrode material increases. The size of cathode spots is greater than that of anode spots; their magnitude depends little on thermal conductance of material. When discharge energy is increased, the depth of the anode spot to some extent ex-

Card 1/2

Investigation of the influence ...

S/194/62/000/007/119/160
D271/D308

ceeds that of the cathode spot. As discharge duration is decreased, the size of cathode spots increases at a slower rate than the anode spots. Experimental results confirm the general opinion that melted anode material evaporates whereas melted cathode material can be directly ejected (because of localized heating). [Abstracter's note: Complete translation.]

4

Card 2/2

S/194/62/000/005/124/157
D230/D308

AUTHORS: Zolotukhin, G.Ye., and Zykova, N.M.

TITLE: The influence of thermal conductivity of a substance and the energy of arc discharge on the variation of temperature field in the white spot-region

PERIODICAL: Referativnyy zhurnal. Avtomatika i radioelektronika, no. 5, 1962, 56, abstract 5zh382 (Nekotorye vopr. emission. i molekulyarn. spektroskopii. Krasnoyarsk, 1960, 9 - 19)

TEXT: Temperature variations of the white spot on electrodes in the process of discharge were investigated using a thermocouple (nichrome-konstantan). Generator ГЭУ -1 (GEU-1) was used as a supply source for the discharge. Ag and Pd-Ag alloy having sharply different thermal conductivities, were used as electrode materials. Duration of discharge was 3.5 and 8 msec. It was established that the white spot temperature depends on the thermal conductivity of the material and the amount of heat on the surface of the electrode. [Abstractor's note: Complete translation].
Card 1/1

24(3), 24(7)
AUTHORS:

Zolotukhin, G. Ye., Zykova, N. M.

SOV/48-23-9-9/57

TITLE:

The Influence of the Duration of the Discharge on the Evaporation Velocity of the Particles From the Surface of Metal Arc Electrodes

PERIODICAL:

Izvestiya Akademii nauk SSSR. Seriya fizicheskaya, 1959, Vol 23, Nr 9, pp 1072-1074 (USSR)

ABSTRACT:

The experiments described were carried out on bronze, brass, and copper in an alternating-current arc; the magnesium- and iron-content was low. The duration and energy of the discharge was determined from oscillograms; heat quantity was measured as well. The cylindrical samples were ground and polished and had a diameter of 10 mm and a length of 18 mm. The experiments were carried out at an amperage of 6 a, and the entry velocity of the particles was determined from the decrease of the weight of the sample. A decrease of the duration of the discharge decreased the development of energy on the anode and cathode; less energy developed on the cathode than on the anode. The heat flow ratio on anode and cathode remains unchanged also in the case of a decrease of the duration of the discharge: 43:57. These results agree with those obtained

Card 1/3

SOV/48-23-9-9/57
The Influence of the Duration of the Discharge on the Evaporation Velocity
of the Particles From the Surface of Metal Arc Electrodes

by Rieder and Germer; the latter carried out his experiments with direct current. It was found that with a decrease of the duration of the discharge also the discharge velocity is reduced, and that if the duration of the discharge remains unchanged, it is determined by thermal conductivity. Substances with a lower degree of thermal conductivity evaporate more quickly. The evaporation velocity on the cathode is 5 to 10 times greater than on the anode and depends weakly on the thermal conductivity of the electrode substance and the duration of the discharge. Table 5 shows the measuring results concerning the influence exercised by the duration of the discharge upon the line intensity of a magnesium line and upon the temperature of the gas cloud. Temperature was measured by means of two copper lines in the ISO-28 spectrograph. In these experiments the upper electrode was of copper and the lower one was made from an alloy, and it was found that with a variation of the duration of the discharge the intensity of the investigated magnesium lines increases more considerably in the case of evaporation on the cathode than in that

Card 2/3

SOV/48-23-9-9/57

The Influence of the Duration of the Discharge on the Evaporation Velocity
of the Particles From the Surface of Metal Arc Electrodes

of evaporation on the anode. The influence exercised by the duration of the discharge upon the copper lines was investigated by V. P. Borzov (Ref 1). On the basis of the results obtained, short direct current pulses and application of the substance to be investigated as a cathode is recommended for the analysis of copper alloys. There are 5 tables and 4 references, 2 of which are Soviet.

Card 3/3

ZYKOVA, N.Ya.; KRIVENCHUK, P.Ye. [Kryvenchuk, P.IE.]

Chemical stud, of the soapberry Sapindus Mukerossi. Farmatsev.
zhur. 17 no.5:51-55 '62. (MIRA 17:9)

1. Kafedra tekhnologii lekarstv i galenovykh preparatov Khar'kovskogo gosudarstvennogo farmatsevticheskogo instituta i kafedra farmakognozii Zaporozhskogo gosudarstvennogo farmatsevticheskogo instituta.

ZYKOVA, N.Ya.

Chemical study of the soapberry Sapindus Mukorossi. Report No.2.
Farmatsev. zhur. 18 no.2:52-55 '63. (MIRA 17:10)

1. Kafedra tekhnologii lekarstv i galenovykh preparatov Khar'kovskogo gosudarstvennogo farmatsevticheskogo instituta (rukovoditel' raboty P.Ye. Krivenchuk [Kryvenchuk, P.II.]).

ZYKOVA, N.Ya.; KRIVENCHUK P.Ye. [Kryvenchuk, P.IE.]

Phytochemical study of the seaberry tree. Report No.3: Study of saponins in the seed vessel of the seaberry tree. Farmatsev.zhur. 20 no.1:66-70 '65. (MIRA 18:10)

1. Kafedra tekhnologii lekarstv i galenovykh preparatov Khar'kovskogo farmatsevticheskogo instituta i kafedra farmakognozii Zaporozhskogo farmatsevticheskogo instituta.

ZYKOVA, O., starshiy nauchnyy sotrudnik

Prices for fresh water and methods for computing them in foreign
ports. Mor.flot 19 no.1:24-25 Ja '59. (MIRA 12:3)

1. TSentral'nyy nauchno-issledovatel'skiy institut morskogo flota.
(Ships--Water supply) (Foreign exchange)

ZYKOVA, O., kand. tekhn. nauk, starshiy nauchnyy sotrudnik

Chart of economic indices of seagoing ship operations.
Mor. flot 19 no. 11:5-8 N '59. (MIRA 13:3)

1. Tsentral'nyy nauchno-issledovatel'skiy institut morskogo flota.
(Merchant Marine--Cost of operation)

ZYKOVA, O.

For a more precise system of operating indexes for the work of the merchant
fleet. Mor.1 rech.flot 13 no.4:7-9 Ag '53.

(MIRA 6:10)

(Merchant marine)

ZYKOVA, O. L. Cand ⁴²Med Sci -- (diss) "Intestinal Disorders
Following Transmitted Dysentery in ^{young} Children, ~~of Early Age.~~"
Kiev, 1957. 15 pp 22 cm. (Kiev Order of Labor Red Banner Medical
Inst im Academician A. A. Bogomolets), 100 copies (KL, 25-57, 118)

130
-128-

ZYKOVh, O., kand. tekhn. nauk, starshiy nauchnyy sotrudnik

A ship's passage and factors determining it. Mor. flot 25 no.9:
34-37 S '65. (MIRA 18:9)

1. Tsentral'nyy nauchno-issledovatel'skiy institut morskogo
flota.

ZYKOVA, O.P., kand.tekhn.nauk

Combined planning of fleet and harbors. Trudy TSNIIIM no.29:69-
80 '60. (MIRA 15:11)
(Merchant marine--Cost of operation) (Harbors)

← ZYKOVA, O.P., Cand Tech Sci—(diss) "Study of the
mutual relationships technical and operational
~~interconnection of the engineering-exploitation~~ characteristics
of the performance of a sea vessel." Len, 1958. 19 pp with graphs
(Min of the Maritime Fleet. Odessa Inst of Engineers of the Maritime
Fleet), 100 copies (KL,25-58, 113)

-95-

~~TOP SECRET~~ O.P.
Investigating regularities determining the productivity of a
vessel and transportation costs in conditions of normal operation.
Trudy TSNIIIMF no.13:37-43 '57. (MIRA 11:2)
(Transportation--Cost of operation)
(Merchant ships)

ZYKOVA, O.P.; PUSTOVOY, P.V., spetsial'nyy redaktor; TROFIMOV, A.V.,
tekhnicheskiiy redaktor.

[Work practice of the tanker "Moskva" using Stakhanovite hourly
work schedules] Opyt raboty tankera "Moskva" po stakhanovskomu
chasovomu grafiku. Moskva, Izd-vo "Morskoi transport," 1952. 77 p.
[Microfilm] (MIRA 7:10)
(Tank vessels) (Petroleum--Transportation)

ZYKOVA, O. P.

Opyt Raboty tankera "Moskva" po stakhanovskomu chasovomu grafiku (Work practice of the tanker "Moskva" using Stakhanovite hourly work schedules) Moskva, Izd-vo "Morskoy Transport", 1952.

77 p. Diagr., Tables

Bibliographical Footnotes.

SO: N/5

756.515

.29

ZYKOVA, O. P.

Semeka, V. A. & Zykova, O. P.

Military Engineering

Uvelichenie skorosti khoda morskikh sudov za schot ispol'zovaniya vnutronnikh rezervov.
Moscow, Izdatel'stvo "Morskoy Transport," 1951.
pp. 140, diags., tables; 21 x 15.

LXIII

ZYKOVA, O.P., kand. tekhn. nauk

Interrelation of the economic, technical, and operational
indices of merchant marine operations. Trudy TSNII¹⁴⁰ no.56:
29-44 '64. (MIRA 17:11)

GODERZIAN, K.K.; POMERANTS, M.I.; SHCHERBAKOV, S.A.; ZYKOVA, R.A.

Determination of internal stresses in BrKMts3-1 bronze rods
and causes for the cracking of these rods in storage. Trudy
Giprotsvetmetobrabotka' no.20:167-186 '61. (MIRA 15:2)
(Drawing (Metalwork)) (Strains and stresses) (Bronze)

I 11-607-66 EWT(1)/EWA(1)/EWT(m)/EWP(1)/T/EWA(b)-2/ETC(a)-5 W/RM

ACC NR: AP6001503

SOURCE CODE: UR/0191/65/000/012/0055/0059

AUTHORS: Dudina, Yu. D.; Mikhaylova, Z. V.; Kaganova, Ye. L.; Zykova, S. D.

ORG: none

TITLE: Glass reinforced plastic based on unsaturated polyester resins of high fire resistance

SOURCE: Plasticheskiye massy, no. 12, 1965, 55-59

TOPIC TAGS: glass textolite, tensile strength, resin, fire resistant material, elastic modulus, compressive strength, impact strength / PN-1S resin, PN-3S resin, PN-6 resin, PN-62 resin

ABSTRACT: The results from an investigation of physical and mechanical properties of polyester fireproof binding agents and glass-reinforced plastic based on these materials are reported, and the effect of various glass fillers upon the properties of plastic glass is explained. Resins PN-1S, PN-3S, PN-6, and PN-62 were selected for this study. Their synthesis and properties were described by P. Z. Li, Z. V. Mikhaylova, L. N. Sedov, Ye. L. Kaganova, and Ye. L. Gefter (Plast. massy, No. 11, 9, 1960) and by P. Z. Li, Ye. L. Kaganova, and Z. V. Mikhaylova (Plast. massy, No. 8, 13, 1963). Specific impact toughness, limits of bending, tensile and compressive strengths, and corresponding elasticity moduli, Brinell hardness, and Martens'

Card 1/2

UDC: 678.5.06--419.8:677.521.029.65

2

L 11607-66

ACC NR: AP6001503

thermostability of glass textolites based on above resins are reported. Hygro-
scopicity of the resins and of plastics based on them, as well as their weather-
and light-stability and resistance to the growth of fungi were investigated. Orig.
art. nos: 6 figures and 4 tables.

SUB CODE: 07/ SUBM DATE: none/ ORIG REF: 004/ OTH REF: 003

Card 2/2

5(3)

SOV/80-32-5-29/52

AUTHORS: Yakubchik, A.I., Zykova, S.K., Vlasova, V.M.

TITLE: The Study of the Chemical Structure of Divinyl Emulsion Rubbers
Obtained at the Temperatures +50 and -35°C

PERIODICAL: Zhurnal prikladnoy khimii, 1959, Vol 32, Nr 5, pp 1092-1100 (USSR)

ABSTRACT: It is known [Refs 1-3] that the temperature has little effect on the content of 1,2 links in the mentioned rubber types, but considerable effect on the content of cis- and trans-links of the 1,4 type. Ozonolysis was used here to determine the relative quantity of these links and their position. The ozonides of the emulsion rubbers were decomposed by acetyl peroxide and the obtained acid mixtures were separated by distribution chromatography. Besides the acids which had already been found in the products of ozonolysis [Refs 4, 10-12], the following acids were detected: 1,2,3-propanetricarboxylic and levulic acid. The origin of the first acid can be explained by formation from the 1,4-1,4 part by transfer of the chain to the α -methylene-group, or by the addition of the monomer molecules to the new radical. The same acid is found in the ozonolysis of vinylcyclohexene [Refs 8, 9, 14, 15] which is a model of the 1,4-1,2-1,4 part. The levulic acid

Card 1/2

304/80-32-5-29/52

The Study of the Chemical Structure of Divinyl Emulsion Rubbers Obtained at the Temperatures +50 and -35°C

can be formed from the isomerized 1,4-1,2-1,4 part [Ref 9]. It was also found in the oxidation decomposition of the ozonide of vinylcyclohexene [Refs 14-16]. There were three non-identified acids designated in Figures 1 and 2 by I¹, I, IV¹ and V. The investigated rubbers are very similar in their chemical structure. There are: 6 graphs, 2 tables and 17 references, 7 of which are Soviet, 5 English, 3 American and 2 German.

SUBMITTED: December 30, 1957

Card 2/2

SUBBOTIN, S.A.; ZYKOVA, S.K.; STOLYAROV, B.V.

Inhibited oxidation of 2-octene with molecular oxygen in the presence of 2,6-ditert-butyl-4-methylphenol (ionol). Zhur. prikl. khim. 36 no.4:870-875 Ap '63. (MIRA 16:7)

1. Vsesoyuznyy nauchno-issledovatel'skiy institut sinteticheskogo kauchuka imeni S.V. Lebedeva.
(Octene) (Oxygen) (Cresol)

SUBBOTIN, S.A.; ZYKOVA, S.K.; STOLYAROV, B.V.

Effect of the products of the transformation of 2,6-ditert-butyl-4-methylphenol (ionol) on the process of the oxidation of 2-octene.
Zhur. prikl. khim. 36 no.4:875-881 Ap '63. (MIRA 16:7)

1. Vsesoyuznyy nauchno-issledovatel'skiy institut sinteticheskogo kauchuka imeni S.V. Lebedeva.
(Cresol) (Octene) (Oxidation)

YAKUBCHIK, A.I.; ZYKOVA, S.K.; GONCHARUK, S.P.

Investigation of the chemical structure of sodium-divinyl SEB (rod process) rubber. Zhur.prikl.khim. 31 no.11:1697-1704 N '58.

(MIRA 12:2)

1. Kafedra vysokomolekulyarnykh soyedineniy Leningradskogo gosudarstvennogo ordena Lenina universiteta im. A.A. Zhdanova.

(Rubber, Synthetic)

S/080/61/034/007/013/016
D223/D305

AUTHORS: Yakubchik, A.I., Zykova, S.K., Vlasova, V.M., and Shostatskaya, I.D.

TITLE: Determining regularity of the structures of isoprene rubbers by the nature of joins of 1,4 bonds

PERIODICAL: Zhurnal prikladnoy khimii, v. 34, no. 7, 1961, 1608 - 1611

TEXT: The study of the effect of the microstructure of isoprene rubbers on their properties has determined that high strength of unadulterated blends was possessed by the polymers having the most regular structure and containing minimum number of 1,2 and 3,4 bonds produced by the catalytic polymerization. However emulsified isoprene polymers, containing a small percentage of 1,2 and 3,4 bonds ($\approx 7\%$) and the main part trans-form of 1,4 bonds had a low strength characteristic (Ref. 2: A.A. Korotkov, K.B. Piotrovskiy, D.P. Feringer, DAN SSSR, 110, 1, 89, 1956). The small strength of

Card 1/5

Determining regularity of the ...

S/080/61/034/007/013/016
D223/D305

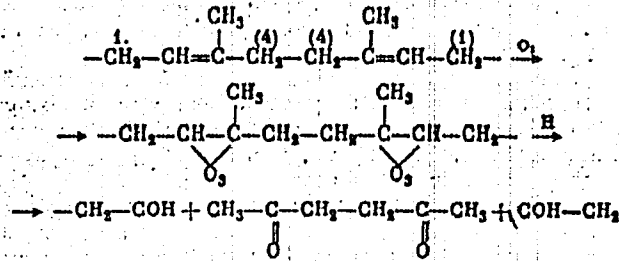
emulsified polymers indicate their non-regular structure - non-uniformity in bonding of 1,4-1,4 and 1,4-4,1 bonds, whose nature was investigated by infrared spectroscopy of the microstructures of isoprenes polymers. The present work deals with use of ozonolysis to establish the nature of 1,4-4,1 bonds in macromolecular samples of SKI obtained at 60, 50 and 0°C and of the emulsified rubber (SKIE) obtained at 5°C. The strength of investigated samples of unadulterated rubbers SKI was 228-235 kg/cm² and of emulsified 30 kg/cm². Since ozonization and decomposition of ozonides from parts 1,4-4,1 acetylacetone is formed, then the principal task was in separating it from the ozonolysis products and its subsequent estimation. Below is given the scheme of ozonolysis of members 1,4-4,1 : 1,4-1,4 and 4,1-1,4 of macromolecule of the isoprene polymer

Card 2/5

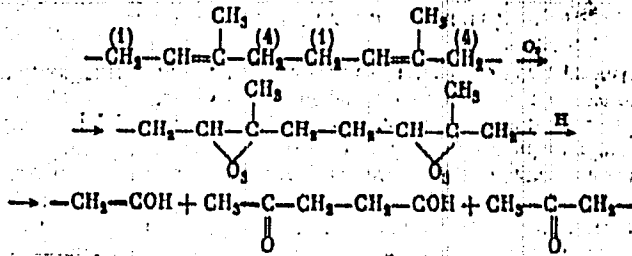
S/080/61/034/007/013/016
D223/D305

Determining regularity of the ...

Acetonylacetone



Levulinic aldehyde

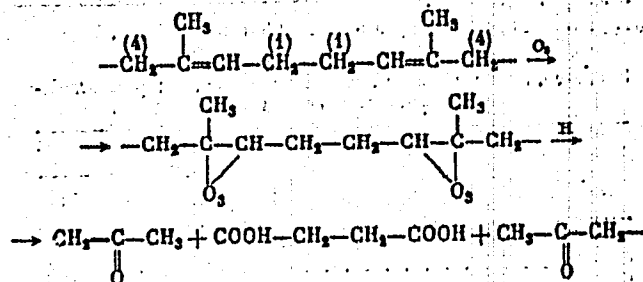


Card 3/5

Determining regularity of the ...

S/080/61/034/007/013/016
D223/D305

Succinic acid



In determining the acetylacetone in the product of ozonolysis of rubber, the Steimmig method was used. The four investigated polymers were ozonized in methylacetate or chloroform. The decomposition of ozonides was done with hydrogen using a palladium catalyst, suspended on BaSO₄, at 0°C in methylacetate. Under these

Card 4/5

Determining regularity of the ...

S/080/61/034/007/013/016
D223/D305

conditions the decomposition of ozonides consumes 98 % of calculated quantities of H_2 which indicated the complete reduction of decomposed ozonides. The calculation of acetonylacetone was done on the quantity of 1 phenylamino-2,5-dimethylpyrrole obtained. The quantity found in the product of ozonolysis of emulsified rubber corresponded to 5.2 % of the carbon skeleton of the polymer. The progress of ozonization was determined by estimating the ozone in incoming and outgoing gases by iodometric titration. On the basis of results obtained it could be concluded that from the four investigated rubbers only macromolecules of emulsified polyisoprene contains members 1,4-4,1. Ozonolysis reactions are given. There are 1 table and 7 references: 5 Soviet-bloc and 2 non-Soviet-bloc.

SUBMITTED: December 23, 1960

Card 5/5

L 13574-63

EWP(j)/EPF(c)/LWT(m)/BDS Pc-L/Pr-L RM/MM

ACCESSION NR AP3000188

S:0000 163 036 004/0870 0675 65

AUTHOR: Subbotin, S. A.; Zy*kova, S. K.; Stolyarov, B. V. 64TITLE: Investigation of inhibited oxidation of octene-2 with molecular oxygen in the presence of 2,6-ditertiary butyl-4-methyl phenol (ionol) 1

SOURCE: Zhurnal prikladnoy khimii, v. 36, no. 4, 1963, 870-875

TOPIC TAGS: octene-2, ionol

ABSTRACT: Oxidation reactions were run on octene-2 with molecular O in continuously circulating systems at 80 and 100 degrees with and without antioxidant to explain reaction mechanism, determine activation energy and equilibrium kinetics, and to investigate the behavior of the antioxidant. In the oxidation of octene-2, the O is added at the double bonds and at the C-atom in the alpha-methyl position with respect to the double bond. Activation energy equals 23.3 kcal per mol. The oxidation products are the bright orange stilbene quinoid type compounds, stilbene quinone, and stilbene hydroquinone. Ionol (2,6-ditertiary butyl-4-methyl phenol) decreases, and in the proportion of 5% inhibits the induction of oxidation for a substantial time;

Card 1/2

L 13572-63

ACCESSION NR: AP3000185

if it is added after oxidation is in progress, it has no significant effect on the subsequent oxidation process. Orig. art. has: 4 figures and 1 table.

ASSOCIATION: Vsesoyuznyy nauchno-issledovatel'skiy institut sinteticheskogo kauchuka imeni S. V. Lebedeva (All-Union Scientific-Research Institute for Synthetic Rubber)

SUBMITTED: 25Nov61

DATE ACQ: 12Jun63

ENCL: 00

SUB CODE: CH

NO REF SOV: 011

OTHER: 012

ut

Card 2/2

L. I. Ibragimova, 20.11/1971, Zh. prikl. khim. 36, no. 4, 1963, 870-875

15
64

Authors: Subbotin, S. A.; Zy'kova, S. K.; Stolyarov, B. V.

Title: Investigation of inhibited oxidation of octene-2 with molecular oxygen in the presence of 2,6-ditertiary butyl-4-methyl phenol (ionol)

Source: Zhurnal prikladnoy khimii, v. 36, no. 4, 1963, 870-875

Topic Tags: octene-2, ionol

ABSTRACT: Oxidation reactions were run on octene-2 with molecular O in continuously circulating systems at 80 and 100 degrees with and without antioxidant to explain reaction mechanism, determine activation energy and equilibrium kinetics, and to investigate the behavior of the antioxidant. In the oxidation of octene-2, the O is added at the double bonds and at the C-atom in the alpha-methyl position with respect to the double bond. Activation energy equals 23.3 kcal per mol. The oxidation products are the bright orange stilbene quinoid type compounds, stilbene quinone, and stilbene hydroquinone. Ionol (2,6-ditertiary butyl-4-methyl phenol) decreases, and in the proportion of 5% inhibits the induction of oxidation for a substantial time;

Card 1/2

L 13574-63

ACCESSION NR AP3000188

If it is added after oxidation is in progress, it has no significant effect on the subsequent oxidation process. Orig. art. has: 4 figures and 1 table.

ASSOCIATION: Vsesoyuzny'y nauchno-issledovatel'skiy institut sinteticheskogo kauchuka imeni S. V. Lebedeva (All-Union Scientific-Research Institute for Synthetic Rubber)

SUBMITTED: 25Nov61

DATE ACQ: 12Jun63

ENCL: 00

SUB CODE: CH

NO REF SOV: 011

OTHER: 012

UT

Card 2/2

L 11399-67 ENT(m)/EMP(j) RM
ACC-NR: RP7003655

SOURCE CODE: UR/0079/66/036/008/1424/1430

33

AUTHOR: Tsvimin, V. S. Fridland, S. V.; Zykova, T. V.; Kimay, G. Kh.

ORG: Kazan' Chemicotechnological Institute Im. S. M. Kirov (Kazanskiy khimiko-
tekhnologicheskii institut)

TITLE: Reaction of phosphorus pentachloride with divinyl ether

SOURCE: Zhurnal obshchey khimii v. 36, no. 8, 1966, 1424-1430

TOPIC TAGS: phosphorus chloride, vinyl compound, ester, organic
phosphorus compound, NMR spectrum

ABSTRACT: 2,2,2-Trichloro-1-oxa-2-phospholene-3-methylene-5 was isolated by the reaction of phosphorus pentachloride with divinyl ether, identified by a study of its infrared spectrum and reactions with acetic acid, acetic anhydride, ethyl acetate, and bromine, heating at 160-165°, and a study of the proton magnetic resonance and double nuclear-nuclear resonance spectra. Treatment of the compound synthesized with nucleophilic agents yielded 2-chloro-1-oxa-2-phospholene-3-methylene-5-oxide-2, further reactions of which yielded a series of derivatives with an oxaphospholene ring. The structures of 2-chloro-1-oxa-2-phospholene-3-methylene-5-oxide-2 and 2-isobutoxy-1-oxa-2-phospholene-3-methylene-5-oxide-2 were studied by the nuclear magnetic resonance and double nuclear-nuclear magnetic resonance methods. The participation of the oxygen atom in the original reaction of PCl₅ with divinyl ether, was confirmed.

Orig. art. has: 2 figures and 1 table. [JPRS: 38,970]

SUB CODE: 07 / SUBM DATE: 10Jul65 / ORIG REF: 004 / OTH REF: 001

Card 1/1 jb

UDC: 547.37 + 547.3 + 1.2 + 546.185*131

0926 0277

67

af

The influence of treating oats prior to sowing with potassium salts on the development and yield of crop

L. Zakharenko, Ph.D. Candidate, Novokhomyu Farm, Rostov 2; Trudy Inst. Fiziol. Rastenii im. K. A. Timiryazeva 4, No. 2, 3-4 (1945). -- Contents of K, 0.6 and 0.06 g. per l. of nutrient soln., with Cl, NO₃, and PO₄ anions, were used on oats prior to sowing, with and without vernalization. The results indicate that the addn. of K speeds up germination and increases yield of crop. The beneficial effect with Cl increases when the pH of the soln. goes up from 3.0 to 8.0. With PO₄, the pH effect is the other way -- from 8.0 towards 3.0. J. S. Joffe

ASB-11A METALLURGICAL LITERATURE CLASSIFICATION

FROM		TO		CLASSIFICATION		REMARKS	
GROUP	NO.	GROUP	NO.	NO.	NO.		

PERSHIN, G.N., prof.; ZYKOVA, T.N.

Tuberculostatic activity and chemotherapeutic effects of thio-
amides of pyridinecarboxylic acid in experimental tuberculosis.
Probl. tub. 40 no.6:82-88 '62 (MIRA 16:12)

1. Iz Vsesoyuznogo nauchno-issledovatel'skogo khimiko-farma-
tsevticheskogo instituta imeni S.Ordzhcnikidse.

PERSHIN, G.N.; ZYKOVA, T.N.

Chemotherapeutic effectiveness of ethoxide in tuberculosis. Med.
prom. 15 no. 4:28-32 Ap '61. (MIRA 14:4)

1. Vsesoyuznyy nauchno-issledovatel'skiy khimiko-farmatsevticheskiy
institut imeni S. Ordzhonikidze.
(CARBANILIDE) (TUBERCULOSIS)

PERSHIN, G.N.; ZYKOVA, T.N.

Beamsk (Bepask). Med. prcm. 15 no. 4:32-34 Ap '61. (MIRA 14:4)

1. Vsesoyuznyy nauchno-issledovatel'skiy khimiko-farmatsevticheskiy
institut imeni S. Ordzhonikidze.
(SALICYLIC ACID)

PERSHIN, G.N., prof.; ZIKOVA, T.N.

Indophenol oxidase of the acid-resistant saprophyte B-5. Probl.tub.
37 no.7:74-76 '59. (MIRA 13:4)

1. Iz Vsesoyuznogo nauchno-issledovatel'skogo khimiko-farmatsevticheskogo instituta imeni S.Ordzhonikidze (Moskva).
(CYTOCHROMES chemistry)
(BACTERIA chemistry)

PERSHIN, G.N., prof.; ZYKOVA, T.N.

Catalase activity of *Mycobacterium tuberculosis*. *Probl.tub.*
36 no.7:83-90 '58. (MIRA 12:8)

1. Iz Vsesoyuznogo nauchno-issledovatel'skogo khimiko-farmatsevticheskogo instituta imeni S.Ordzhonikidze (Moskva).
(MYCOBACTERIUM TUBERCULOSIS) (CATALASE)

PERSHIN, G.N.; ZYKOVA, T.N.

Peroxidase activity of *Mycobacterium tuberculosis*. Probl. tub. 36
no.8:68-74 '58. (MIRA 12:7)

1. Iz Vsesoyuznogo nauchno-issledovatel'skogo khimiko-farmatsevticheskogo imeni S. Ordzhonikidze (Moskva).
(MYCOBACTERIUM TUBERCULOSIS) (PEROXIDASE)

Зыкова, Т. Ye.

PORTNAYA, M.S.; LEMZYAKOVA, Z.P.; ZYKOVA, T.Ye. (Rostov-na-Donn)

Methodical instructions on how to use M.S.Portnaia's attachment
to a standard obstetrical phantom. Fel'd. i akush. 22 no.12:40-41
D '57.

(OBSTETRICS--AUDIO-VISUAL AIDS).

(MIRA 11:2)

L 35386-66 EWT(m)/EMP(j) RM

ACC NR: AP6026818

SOURCE CODE: UR/0020/66/166/003/0615/0618

AUTHOR: Pudovik, A. N. (Corresponding member AN SSSR); Gazizov, T. Kh.; Samitov, Yu. Yu.; Zykova, T. V.ORG: Institute of Organic Chemistry, AN SSSR, Kazan' (Institut organicheskoy khimii AN SSSR)TITLE: Reaction of dialkyl acetyl phosphites with chloral26
B

SOURCE: AN SSSR. Doklady, v. 166, no. 3, 1966, 615-618

TOPIC TAGS: phosphorus compound, chemical composition, chemical bonding, IR spectrum

ABSTRACT: The authors studied the reaction between dialkyl acetyl phosphites and chloral. Acetyl chloride was not observed in the products of reactions of dimethyl-, diethyl- and di-n-propylacetylphosphates with chloral with a yield of 70-75%. An analysis of these products shows that they correspond to the composition $CCl_3CHO \cdot (R_2)P(O)COCH_3$. There is no adsorption in the infrared spectrum in the $1680-1620\text{ cm}^{-1}$ region which is characteristic for valency vibrations of the double carbon-carbon bond. There are bands which are characteristics for the P=O bond in the 1280 cm^{-1} region and for P-O-R groups in the $1070-1020\text{ cm}^{-1}$ region. Orig. art. has: 1 figure and 2 tables.

[JPRS: 36,455]

SUB CODE: 07, 20 / SUBM DATE: 09Jul65 / ORIG REF: 008 / OTH REF: 005

Card 1/1 PB

UDC: 546.183.315+547.446.1
3016 2526

Zykova, S.K.

USSR/ Analytical Chemistry. Analysis of Organic
Substances.

G-3

Abs Jour: Referat. Zhur.-Khimiya, No. 8, 1957, 27260.

Author : A.I. Yakubchik, S.K. Zykova.

Title : Application of Distributive Chromatography to
Separation of Acids Formed at Oxidation Decom-
position of Ozonides of Divinyl Polymers.

Orig Pub: Zh. prikl. khimii, 1956, 29, No. 10, 1591 - 1597.

Abstract: The applicability of the method of distributive
chromatography to the separation of products of
oxidation decomposition of ozonides of divinyl
rubbers is demonstrated by the examples of suc-
cinic acid, CH_2COOH , HCOOH , 1,2,4-butanetricar-
boxylic acid, 1,2,3-propanetricarboxylic acid
and 1,2,4,6-hexanetetracarboxylic acid. The
silica gel MSK VKhK (mesh 170 to 200 or 100 to

Card 1/2

USSR/ Analytical Chemistry. Analysis of Organic
Substances.

G-3

Abs Jour: Referat. Zhur.-Khimiya, No. 8, 1957, 27260.

170) was introduced into columns (7 g into a small column, 25 g into a middle sized one) as suspension in 6 to 7 or 23 to 25 ml of water. The mixture of acids was dissolved in a 50% ual mixture of tert-C₄H₉ OH with CHCl₃, and this solution (0.3 or 1.2 to 1.3 ml) was introduced into the columns. The method of gradient elution was applied, in which mixtures of n-C₄H₉ OH-CHCl₃ (saturated with H₂O) with increasing polarity (at the expense of the rise of n-C₄H₉ OH content) were used as eluants. The eluate was collected in fractions of 3 to 4 ml each, and these fractions were titrated with 0.017 and 0.029 n. NaOH solutions. In order to identify the separated acids, experiments with standard mixtures were carried out, and the volume peaks and elution limits were compared.

Card 2/2

ZYKOVA, T. I.

Oats

Some characteristics in the formation of the oat panicle relative to pre-sowing treatment of seeds with potassium salt solutions before vernalization, Uch. zap. Kar.-Fin. un., 3, No. 3, 1948.

Monthly List of Russian Accessions, Library of Congress, October 1952. UNCLASSIFIED.

WEISFEILER, I. K., ZYKOVA, T. N.

Determination of streptomycin concentration by acid-resistant bacteria.
Klin. med., Moskva 28:8, Aug. 50. p. 75-6

1. Of the All-Union Scientific-Research Chemico-Pharmaceutic Institute
imeni Ordzhonikidze (Director--Docent N. G. Polyakov) and of the
Children's Clinical Hospital (Head Physician--Ye. V. Prokhorovich),
Moscow.

GLML 19, 5, Nov., 1950

ZYKOVA, T. Ye.

LEMZYAKOVA, Z.P. (Rostov-na-Donu); ZYKOVA, T.Ye. (Rostov-na-Donu); PORTNAYA,
M.S. (Rostov-na-Donu)

Methods for conducting preclinical practice on phantoms in an
obstetrics course. Fel'd. 1 akush. 22 no.1:49-63 Ja '57
(MLRA 10:4)

(OBSTETRICS--STUDY AND TEACHING)

AREUZOV, B.A., akademik; SAMITOV, Yu.Yu.; VIZEL', A.O.; ZIKOVA, T.V.

Structure and certain features of proton nuclear magnetic resonance spectra of phosphacyclopentane derivatives with non-symmetrically located substituents in the cycle. Dokl. AN SSSR 159 no.5:1062-1065 D '64 (MIRA 18:1)

1. Institut organicheskoy khimii AN SSSR, Kazan', i Kazanskiy gosudarstvennyy universitet im. V.I. Ul'yanova-Lenina.

PUDOVIK, A.N.; GAZIZOV, T.Kh.; SAMITOV, Yu.Yu.; ZYKOVA, T.V.

P-action of dialkylacetyl phosphites with chloral. Dokl. AN SSSR
166 no.3:615-618 Ja '66. (MIRA 19:1)

1. Institut organicheskoy khimii AN SSSR, Kazan'. 2. Chlen-
korrespondent AN SSSR (for Pudovik). Submitted July 9, 1965.

ZYKOVA, V.I.

Application of geometrical knowledge to the solution of practical
problems. Vop.psikhol. 5 no.2:53-65 Mr-Apr '59. (MIRA 12:6)

I. Institut psikhologii Akademii pedagogicheskikh nauk RSFSR,
Moskva.

(Geometry)