

Investigating the statistical ...

S/046/62/008/001/003/018
B139/B102

$$\psi_u(\tau) = \psi_A(\tau) e^{-2k_0^2 v^2 \tau^2}$$

$$\frac{1}{v^2} = \frac{1}{2k_0^2 \tau_0^2} \quad (7)$$

curve of (6) drops to the e-fold, where τ_0 denotes the time during which the interval τ_0 of the scattered signal can be determined, and from formula (7) the mean square velocity of motion of inhomogeneities. The statistical evaluation of test results was made by means of a block diagram, the signals being transmitted on films. The films came into an optical correlometer the signals of which were again recorded on films by means of a loop oscilloscope. The correlation function $\psi_u(\tau)$ was measured in tests with air as well as in sea water under various hydrometeorological conditions. To check the effect of all factors in their totality on the correlation function, an experiment was conducted where the scattering of frequency-modulated sound occurred by stable inhomogeneities. Some frequency modulation periods were then evaluated. The experimental parameters were: $f_0 = 4$ kcps, $\Delta F = 300$ cps, $T = 1$ sec, integration time τ

Method of investigating the statistical .. S/046/62/008/001/003/018
B139/B102

in the correlometer = 12 sec. The functions $\gamma(\tau)$ arrived at in this control test proved the sufficient stability of the apparatus used. There are 14 figures and 12 Soviet references.

ASSOCIATION: N.-i. radiofizicheskiy institut pri Gor'kovskom gosudarstvennom universitete (Scientific Research Institute of Radiophysics of the Gor'kiy State University)

SUBMITTED: December 16, 1960

Method for investigating wells with carbonate reservoir rocks
using subsurface flow meters. Neftprom. delo no.3:11-14 '65.

(MIRA 18:10)

1. Neftpromyslovoye upravleniye "Krasnokamskneft".

Calculating the path of an oblique (extramridional) ray of
light through the surface of an ellipsoid of revolution. Izv.
vys.ucheb.zav.; prib. 3 no.3:92-103 '60. (MIRA 14:4)

1. Leningradskiy institut tochnoy mekhaniki i optiki. Rekomendovana
kafedroy optiko-mekhnicheskikh priborov.
(Optics)

Calculating the passage of a ray through a nonspherical refracting surface of a higher order. *Izv.vys.ucheb.zav.*; prib. 4 no.2:117-121 '61.
(MIRA 1445)

1. Leningradskiy institut tochnoy mekhaniki i optiki. Rekomendovana kafedroy optiko-mekhanicheskikh priborov.
(Optical measurements)

ZVEREV, V.A.

Calculating the path of an oblique (exmeridional) ray of light
through the surface of a paraboloid of revolution. Izv.vys.
ucheb.zav.; prib. 4 no.3:109-119 '61.

(MIRA 14:6)

1. Leningradskiy institut tochnoy mekhaniki i optiki. Rekomendovana
kafedroy optiko-mekhanicheskikh priborov,
(Optics)

Aspects of insulating cables for supervoltage. Vest.
elektroprom. 27 no.3:29-38 Mr '56.

(MLRA 9:12)

1. Zavod "Moskabel".
(Electric cables) (Electric insulators and insulation)

~~UTROBIN, B.V., insh.~~

Theory and practice of packing copper and aluminum conductors of
power cables. Vest.elektroprom. 29 no.11:56-60 N '58.
(Electric cables) (MIRA 11:11)

inzh., inzh., ZVIREV, V.V., inzh.

In reference to engineer I.V. Kuranov's article. Vest. elektropron.
29 no. 11:71 N'58. (MIRA 11:11)

(Electric machinery) (Electric cables)

Изм. ЗВЕРЕВ, В.В., инж.

Air conditioning in connection with the insulating of high-tension cables. Vest. elektroprom. 31 no.5:73-75 My '60.

(MIRA 13:8)

(Electric cables)

(Electric insulators and insulation)

(Air conditioning)

VALDIN, A.M.; GOLEV, Yu.D.; GOLEVA, Z.N.; GOLOVKO, R.Ye.; ZAV'YALOVA, B.A.;
ZARETSKIY, B.A.; ZVEREV, Ye.A.; LIPINSKIY, F.A.; MANGUSHEV, I.Kh.;
MEYZLER, M.Kh.; MUTOVKIN, V.A.; RUDAKOV, Ya.D.; RUKOVANOV, B.P.;
KHASANOV, G.M.; ESTRIN, Z.I.; ZUDIN, B.A., red.; BORUNOV, N.I., tekhn. red.

[Adjustment and operation of equipment in the Novo-Ufimskii Heat and
Electric Power Plant] Naladka i ekspluatatsiya oborudovaniia na Novo-
Ufimskoi TETs. Moskva, Gos. energ. izd-vo, 1961. 175 p. (MIRA 14:9)
(Bashkiria—Electric power plants)
(Bashkiria—Heating from central stations)

ZVEREV, Ye.I., dotsent

Recognition and differential diagnosis of sporadic typho-
paratyphoid diseases. Sov. med. 26 no.4:51-58 Ap '63.

(MIRA 17:2)

1. Iz kliniki vnutrennikh bolezney (zav. -- prof. D.F. P
Presnyakov) Moskovskogo meditsinskogo stomatologicheskogo
instituta i Moskovskoy klinicheskoy infektsionnoy bol'nitsy
No.2 (glavnyy vrach A.M. Pyl'tsova).

ZVEREV, Ye. I., dotsent

Intestinal perforation and hemorrhage in typhoid and paratyphoid fevers. Sovet. med. 27 no. 9:100-104, 8'63 (MIRA 17&2)

1. Iz kafedry vnutrennikh bolezney Moskovskogo meditsinskogo stomatologicheskogo instituta.

Some characteristics of the clinical aspect and diagnosis of abdominal typhus and paratyphoid. Fel'd. i akush. 28. no.6: 23-27 Je'63. (MIRA 16:8)

1. Iz kafedry vnutrennikh bolezney Moskovskogo meditsinskogo stomatologicheskogo instituta.
(TYPHOID FEVER—PREVENTION)
(PARATYPHOID FEVER—PREVENTION)

~~APPROVED FOR RELEASE: Thursday, September 26, 2002~~ ~~APPROVED FOR RELEASE: Thursday, September 26, 2002~~
Vovgrat Il'ich, BUNIN, K.V., prof., red.; MIRONOVA, A.M.,
tekhn. red.

[Dysentery, food toxoinfections and intestinal invasions]
Dizenteria, pishchevye toksikoinfektsii i kishcherye in-
vazii. Pod red. i s predisl. K.V.Bunina. Moskva, Medgiz,
1962. 262 p. (MIRA 15:8)
(DYSENTERY) (INTESTINES--DISEASES) (FOOD POISONING)

Diagnosis of chronic dysentery and indices of recovery. Sov. med. 22
no.12:86-89 D '58. (MIRA 12:1)

1. Iz kliniki vnutrennikh bolezney Moskovskogo meditsinskogo stomatolo-
gicheskogo instituta (dir. - dots. G.N. Beletskiy) i Moskovskoy gorodskoy
klinicheskoy infektsionnoy bol'nitsy No.2 (glavnyy vrach A.M. Pyl'tsova).
(DYSENTERY, BACILLARY
diag. & indices of recovery (Rus))

RSSR/Medicine - Dysentery
Sulfonamides

NOV 50

Secondary Symptoms During the Treatment of Dysen-
tery Patients by Sulfonamides," Ye. I. Zverev,
Cand Med Sci, V. I. Vayland, Cand Med Sci, Cymt-
cal Dept, Moscow Oblast Inst Inzheni Mechnikov
"Sov Med" No 11, pp 24-26

Checks and discusses secondary symptoms of use
of sulfidine or disulfane on 41 bacillary dysen-
tery patients and finds them not so severe as to
require cessation of treatment. No correlation

173708

RSSR/Medicine - Dysentery (Contd)

NOV 50

found between concn of sulfonamides in blood
and urine and secondary symptoms. Some measures
discussed for alleviating symptoms.

173708

Present-day dysentery and intestinal diseases similar to it. Zhur.
mikrobiol.epid.i immun. 31 no.1:88-92 Ja '60. (MIRA 13:5)

1. Iz Moskovskogo meditsinskogo stomatologicheskogo instituta i
2-y Moskovskoy infektsionnoy klinicheskoy bol'nitsy.
(DYSENTERY BACILLARY)

**Clinical aspects, prevention and therapy of dysentery. Med. sestra,
Moskva no.8:3-11 Aug 1953. . (CIML 25:1)**

1. Candidate Medical Sciences.

Symptomatology and diagnosis of intestinal paratyphoid fevers A and B.
Zhur. mikrobiol., epid., i immun., 40 no. 12: 116--117 D 163.

(MIRA 17:12)

1. Iz Moskovskogo meditsinskogo stomatologicheskogo Instituta.

ZVEREV, Ye.I., dotsent (Moskva)

Typhoid fever in people over 50. Sov. med. 27 no.12:
84-88 0 '64. (MIRA 18:11)

ZVEREV, Yu.G.

Constants of the dissociation of glucuronic acid and cellulose
oxidized by nitrogen dioxide. Trudy LTA no.91:71-82 '60.

(MIRA 15:12)

1. Leningradskiy nauchno-issledovatel'skiy institut okhrany
truda Vsesoyuznogo tsentral'nogo soveta professional'nykh
soyuzov.

(Cellulose)

(Nitrogen oxides)

(Glucuronic acid)

(Dissociation)

"The Preparation and Certain Properties of Cellulose Oxidized With H_2O_2
(In Respect to Its Use as a Hemostatic Material)." Cand Chem Sci, Leningrad
State U, Leningrad, 1954. (RZhKhim, No 6, Mar 55)

So: Sum. No 670, 29 Sept 55 - Survey of Scientific and Technical Dissertations
Defended at USSR Higher Educational Institutions (15)

ZYREY, Yu.V., red.; MEDVEDEV, L.Ya., tekhn.red.

[Publications of the State Power Engineering Publishing House
during 1955-1956; a catalog] Izdaniia Gosenergoizdata za 1955-
1956 gg.; katalog. Moskva, Gos.energ.izd-vo, 1957. 159 p.
(MIRA 12:2)

1. Gosudarstvennoye energeticheskoye izdatel'stvo, Moscow.
(Bibliography--Power engineering)
(Bibliography--Electric engineering)
(Bibliography--Heat engineering)

ZVEREV, Z.G., starshiy nauchnyy sotrudnik.

Testing Gol'tsern-Grimm vacuum apparatus operating on secondary
steam from evaporator baths. Trudy VNIKOP no.6:53-57 '56.

(MLRA 10:5)

(Vacuum apparatus)

ZVEREV, Z.G., starshiy nauchnyy sotrudnik; OREL, R.T., inzhener.

Testing of a machine for packing cans in boxes. Ref. nauch. rab.
VNIKOP no.3:14-17 '55. (MIRA 9:11)
(Packaging machinery) (Canning and preserving--Apparatus
and supplies)

ZYBIEV, Z.G., inzhener; MERKULOV, A.A., inzhener; OREL, R.T., inzhener.

Methods for the mechanical cleaning of root crops before canning.
Trudy VNIIEP no.3:18-31 '54. (MLRA 9:8)

1. Krasnodarskiy filial nauchno-issledovatel'skogo instituta
kabel'noy promyshlennosti.
(Canning and preserving)

ZVERINA, A, Chirana Plant, Prague

Primary X-Ray Diagram" *22*

Prague, Journal Mechanika a Optika, Vol 10, No 8, Aug 65, pp 269-271.

Abstract [Author's Czech, Russian, German and English summaries, modified]; The article draws attention to the danger of excessive X-raying of the human body and emphasizes the need to limit the X-ray dose. It describes in detail the method of limiting the X-ray beam with the primary X-ray diaphragm developed at the Chirana plant, which enables the size of the necessary X-ray field to be adjusted and the plateholder to be correctly located with respect to the central X-ray beam. Orig. art. has 2

figures and 1 table. [JPRS: 33,500]

TOPIC TAGS: radiation hazard, x ray equipment

SUB CODE: 18 / SUBM DATE: 10 Oct 65

Card 1/1 *ldh*

UDC: 621.386

0922 0529

~~BOZHAROVA, R.F.; ZVEREVA, A.A.; MISHARIN, A.P.~~

Roentgenological examination of the palatine tonsils. Vest. otorin. 21
no. 5:34-35 S-0 '59. (MIRA 13:1)

1. Iz kliniki bolezney ukha, gorla, nosa i rechi (zav. - prof. I.M.
Krukover) Irkutskogo meditsinskogo instituta.
(TONSIL, radiography)

SKLYAR, V.T., kand.khim.nauk; SABIROVA, G.V., kand.khim.nauk; ZHUREA,
A.S., kand.khim.nauk; ROZHIN, V.P., inzh.; GONOPOL'SKIY, L.Ye.,
inzh.; ZVEREVA, A.D., inzh.; CHUCHVARA, P.G., inzh.; Priniial
uchastiye: KOVAL'CHUK, L.V.; TERENT'YEVA, V.N.; VEDEBNIKOVA, V.T.

Production of the RFP-12 freon oil from Anastas'yevka petroleum.
Nauch.zap.Ukrainiproekta no.8:48-57 '62. (MIRA 16:1)
(Freons) (Lvov--Petroleum--Refining)

Zvereva, A. G.

"The Monocytic Reaction in Malaria of Children." Min Health RSFSR.
Kuybyshev State Medical Inst. Kuybyshev, 1955 (Dissertation for
the degree of Candidate in Medical Science)

SO: Knizhnaya letopis' No. 27, 2 July 1955

USSR/Medicine - Malaria
Medicine - Dysentery

May/Jun 49

"Annotated List of Russian Books" 5 pp

"Pediatriya" No 3

Reviews 11 books, among them "Monocytosis in Infantile Malaria, by A. G. Zvereva, "Problems of Infantile Neuromalaria in the Transcaucasus," by A. I. El'darov, Clinical and Differential Diagnoses of Acute Gastrointestinal Diseases and Chronic Dysentery in Young Children," A. S. Benderskaya, "Using Gramicidin Enemas in the Treatment of Dysentery in Young Children," by A. A. Kaydalova, and "Data on Infantile Lambliosis From Chernovitskaya Children's Clinical Hospital," by V. V. Arkhipova.

PA 50/49T71

1. NOBITEV, V. V., ZVEREVA, K. M., OZHIGANOVA, O. I.
2. USSR (600)
4. Sterlibashevo District-Rock Salt
7. Report on the prospecting for rock salt in the Sterlibashevo District of the Bashkir A. S. S. R. in 1943-1944.
[Abstract.] Izv. Glav. upr. geol. fon. No. 2, 1947

9. Monthly Lists of Russian Accessions, Library of Congress, March 1953, Unclassified.

L 10753-63

EPF(c)/EWP(q)/EWT(m)/BDS--AFFTC/ASD--PE--4--JD/JW

ACCESSION NR: AP3003051

S/0170/83/000/006/0074/0017

AUTHOR: Shpil'rayn, E. E.; Zvereva, A. M.

TITLE: Experimental assembly for studying vapor pressures of alkali metals at high temperatures

SOURCE: Inzhenerno-fizicheskiy zhurnal, no. 6, 1963, 74-77

TOPIC TAGS: alkali-metal vapor pressures, high temperatures

ABSTRACT: An instrument consisting primarily of a U-shaped tube was developed for determining the vapor pressures of alkali metals at high temperatures. The steel left leg is closed and electrically heated; the glass right leg is connected to a pressure gauge and to a system for metered injection or withdrawal of argon. The tube is evacuated to 10^{-5} newton/m², the metal specimen is injected through a valve, and the steel leg is heated to the desired temperature. During temperature equalization, the glass leg is maintained under argon at a

ACCESSION NR: AP3003051

pressure higher than the vapor pressure so that the steel leg is entirely filled but the level in the glass leg reaches to only about one-third of the leg. After the vapor pressure in the vapor chamber is gradually increased by a step-by-step process, the level in the glass leg is observed. The pressure gauge reading is proportional to the vapor pressure. The instrument was used for determining the vapor pressure of Na at 200-210°C. Starting of the experiments must not exceed 2.5×10^7 newton/m². If the metal leg is made of a high-melting alloy, the instrument can also be used for determining vapor pressures at higher temperatures. Orig. art. has: 2 figures.

ASSOCIATION: Institut vy*sokikh temperatur pri MEI, Moscow (High Temperature Institute, MEI)

SUBMITTED: 21Jan63 DATE ACQ: 22Jul63 ENCL: 00

SUB CODE: 00 NO REF SOV: 000 OTHER: 002

Card

2/2

Country : USSR
Category: Pharmacology. Toxicology. Medicinal Plants.

V

Abs Jour: RZhBiol., No 6, 1959, No 27863

Author : Drake, K.V.; Kiryutina, V.I.; Zvereva, A.V.;
Tolokneva, A.Z.

Inst : Khabarovsk Medical Institute

Title : On the Pharmacology of Laminaria.

Orig Pub: Tr. Khabarovskogo med. in-ta, 1957, sb. 15, 78-83

Abstract: Infusions and tinctures of Japanese Laminaria (I) in dilutions of 1:30 - 1 : 200 increase the contractions of isolated intestine of rabbit. I removes the paralyzing action of atropine and adrenalin on the intestines, but does not remove the effect of papaverine. In subcutaneous and intravenous

Card : 1/2

TOLOKNEVA, A.Z.; ZVEREVA, A.V.

Pharmacology of Japanese elecampane. Trudy Khab.med.inst. no.20:201-
206 '60. (MIRA 15:10)

1. Iz kafedry farmakologii (zav. dotsent K.V.Drake) Khabarovskogo
meditsinskogo instituta.

(ELECAMPANE)

ZVER

APPROVED FOR RELEASE: Thursday, September 26, 2002
APPROVED FOR RELEASE: Thursday, September 26, 2002

CIA-RDP86-00513R002065710010-9
CIA-RDP86-00513R002065710010-9"

"Action of Ammonia and Metallic Calcium of Benzene," ZhKhG, 48, 994, 1916

9,2580 (and 2104)

20379
37058/61/000/003/023/027
A001/A001

Translation from: Referativnyy zhurnal, Fizika, 1961, No. 3, p. 383, # 3zh103

AUTHOR: Zvereva, F. G.

TITLE: Investigation of High-Frequency Oscillations in Neon Glow Discharge at Low Pressures.

PERIODICAL: "Uch. zap. Kuybyshevsk. gos. ped. in-t", 1959, No. 29, pp. 85-91

TEXT: The author investigated experimentally self-exciting high-frequency oscillations in glow discharge at Ne pressures 10^{-3} - 9×10^{-3} mm Hg. The cathode in discharge tubes is indirectly heated one made of W-spiral, the anode - of Ta. Oscillations were recorded with the aid of a moving Pt probe. The range between 100 and 10,000 Mc was investigated. In decimeter range measurements were performed by means of Lecher (Lekher) system, in centimeter range by means of a waveguide measurement line. At a discharge current of 100 - 150mamp and a pressure of 8×10^{-3} mm Hg oscillations with a frequency of 100 - 1,000 Mc yielded a bright resonance pattern. The distribution of generated power along the tube was obtained. When the pressure was reducing, resonance patterns became more distinct, i. e., generated spectrum became narrower. At the pressure increased to 10^{-2} mm Hg,

Card 1/2

20379

S/058/61/000/003/023/027
A001/A001

Investigation of High-Frequency Oscillations in Neon Glow Discharge at Low Pressures

a continuous spectrum (apparently, noise one) was generated throughout the whole range studied. Noise grew with increasing filament current. The summary generated power increased with the growth of anode current. Oscillations with the 10,000-Mc frequency were generated only at a definite anode current.

V. K.

Translator's note: This is the full translation of the original Russian abstract.

X

AUTHOR: Zvereva, F. G.; Shcheglov, O. S.

TITLE: Effect of anode shape on high-frequency plasma oscillation

SOURCE: Ref. zh. Elektronika i yeye primeneniye, Abs. 11A156

REF SOURCE: Uch. zap. Kuybyshevsk. gos. ped. in-t, vyp. 49, ch. 1, 1965, 220-227

TOPIC TAGS: plasma oscillation, anode, plasma oscillation intensity, anode design

ABSTRACT: Experimental data are presented on the study of high-frequency oscillations in a mercury-vapor plasma at pressures of the order of 10^{-4} — 10^{-3} mm Hg. It is shown that during the passage of an unmodulated electron beam through the plasma, longitudinal electric waves with a frequency close to Langmuir's are excited in it. The relationship between plasma-oscillation intensity and voltage are obtained for various anode shapes (disc, cone, and rod). [Translation of abstract] [NT]

SUB CODE: 09, 20/

Card 1/1

UDC: 537.525

ACC NR: AT700447.

SOURCE CODE: UR/3245/66/000/002/0061/0065

AUTHOR: Zvorygin, F. V.

ORG: Kiev Automation Institute (Kiyevskiy institut avtomatiki)

TITLE: Device for regenerating radiotelegraph signals distorted by shot noise

SOURCE: Kharkov. Institut gornogo mashinostroyeniya, avtomatiki i vychislitel'noy tekhniki. Pribory i sistemy avtomatiki, no. 2, 1966. Promyshlennaya telemekhanika (Industrial telemechanics), 61-65

TOPIC TAGS: radio telegraphy, signal distortion, ^{coincidence} ~~logic~~ circuit, receiver selectivity,
Radio noise, signal reception

ABSTRACT:
A device for regenerating radiotelegraph signals distorted by shot noise is described. The device eliminates received distortions not exceeding 0.5 baud it consists of a Schmidt trigger, a pulse shaper, a ring register, a blocking oscillator, and coincidence circuits. The device operates as follows: applied signals with durations greater than 0.5 baud are regenerated and those with durations less than 0.5 baud are rejected. Selection of signals to be regenerated is accomplished using a coincidence method whereby received signals are compared with signals delayed by a time interval equal to half of the transmitted signal duration. The device was tested with a sixteen-element code. The code was distorted with statistically distributed (an approximate Poisson distribution) 10-msec pulses having
Card 1/2

UDC: none

ACC NR: AT7004474

amplitudes approximately equal to those of the code pulses and at different average frequencies. The reception error probability per code element did not exceed 10^{-3} for an average distortion-pulse frequency of 0.02 and for a distortion pulse duration equal to that of the code pulses. Orig. art. has: 5 figures and 2 tables. [IV]

SUB CODE: 17/ SUBM DATE: none/ SOV REF: 002/ ATD PRESS: 5115

APPROVED FOR RELEASE: Thursday, September 26, 2002

CIA-RDP86-00513R002065710010-9

APPROVED FOR RELEASE: Thursday, September 26, 2002


CIA-RDP86-00513R002065710010-9

1985/APAL

DM

Card:

1/3



Card 2/3

44004-01 EWI (S), EWI (S), EWP (C) / EWI LIP (C) JD/JW/JG

ACC NR: AP6032472

9 B SOURCE CODE: UR/0056/66/051/003/0773/0776

AUTHOR: Dzhibladze, M. I.; Zvereva, G. A.; Kostin, V. V.; Murina, T. M.; Prokhorov, A. M.

ORG: Physics Institute im. P. N. Lebedev, Academy of Sciences SSSR (Fizicheskiy institut Akademii nauk SSSR)

TITLE: Investigation of the luminescence line width and of the temperature shift of the continuous generation frequency of Dy^{2+} in CaF_2

SOURCE: Zhurnal eksperimental'noy i teoreticheskoy fiziki, v. 51, no. 3, 1966, 773-776

TOPIC TAGS: laser, spectroscopy, solid state laser, paramagnetic laser, cw laser, fluorite, dysprosium

ABSTRACT: In view of the possible use of CaF_2 crystals activated with divalent dysprosium as laser rods at 2.36μ wavelength, the authors have calculated the probabilities of the nonradiative transitions of the Dy^{2+} ion in CaF_2 which cause the homogeneous broadening of the luminescence lines, and also investigated the temperature dependence of the frequency shift of a $Dy^{2+}:CaF_2$ cw laser in the vicinity of 78K. It is shown that the broadening of the luminescence line (the transition $7T_1(2) \rightarrow 8T_2(2)$) is determined essentially by the lifetime of the lower level $8T_2(2)$, since the probability of the nonradiative transition from this level is of the order of 10^{10} sec^{-1} . The nonradiative transitions from the lower level, $8T_2(2) \rightarrow 8G(2)$ and $8T_2(2) \rightarrow 8T_1(1)$,

Card 1/2

determined in the harmonic approximation by perturbation theory, had probabilities 6.61×10^9 and $7.13 \times 10^9 \text{ sec}^{-1}$, respectively at 0°K . The temperature dependence of the shift of the cw frequency, measured by means of a Fabry-Perot interferometer with a procedure described earlier (DAN SSSR v. 161, 806, 1965), is found to correspond to a shift of $0.0095 \pm 0.0025 \text{ cm}^{-1}$ per degree, which is approximately double the value calculated from the change in the crystal field with changing temperature. The discrepancy is attributed to the fact that the point-charge model of the crystal field is not a good approximation for $\text{Dy}^{2+}:\text{CaF}_2$. Orig. art. has: 2 figures, 4 formulas, and 1 table.

SUB CODE: 20/ SUBM DATE: 05Apr66/ ORIG REF: 004/ OTH REF: 004/ ATD PRESS: 5100

DOLLEZHAER, M. G.; MORGUNOV, N. G.; KRYUKOV, K. A.; MITYAYEV, Yu. I.; KNYAZEVA, G. D.; ZVEREVA, G. A.;
APPROVED FOR RELEASE: Thursday, September 26, 2002
EMERGENCY
CIA-RDP86-00513R002005710010-8
CIA-RDP86-00513R002005710010-8

"Development of superheating power reactors of Beloyarsk nuclear power station
(BAES) type."

report submitted for 3rd Intl Cong, Peaceful Uses of Atomic Energy, Geneva,
31 Aug 64-9 Sep 64.

ZVEREVA, G.I.

Amount of ascorbic acid in local varieties of vegetables and
some wild plants. Vop.pit.21 no.3:84-86 My-Je '62.

1. Iz laboratorii Irkutskoy oblastnoy sanitarno-epidemiologicheskoy stantsii. (MIRA 15:10)

(ASCORBIC ACID)
(IRKUTSK PROVINCE--PLANTS--CHEMICAL ANALYSIS)

ZVEREVA, G.V., prof.; OLESKIV, V.N., assistant; ZINCHENKO, L.G., veteri-
narnyy vrach

Etiology of mastitis in cows. Veterinariia 41 no.5:77-78
My '64.

(MIRA 18:3)

1. L'vovskiy zooveterinarnyy institut.

ZVERVA

APPROVED FOR RELEASE: Thursday, September 26, 2002
APPROVED FOR RELEASE: Thursday, September 26, 2002

CIA-RDP86-00513R002065710010-9
CIA-RDP86-00513R002065710010-9"

"Electron-microscopic and biochemical investigations of stored bull semen."

report submitted to 5th Intl Cong, Animal Reproduction & Artificial Insemination,
Trent, Italy, 6-13 Sep 64.

ZVEREVA, G.V., professor.

P.A. Voloskov's "Methods of investigating the reproductive capacity of male and female farm animals." Reviewed by G.V. Zvereva. Veterinaria 31 no.11:59-60 N 154. (MLRA 7:11)

**1. Zaveduyushchiy kafedroy akusherstva L'vovskogo veterinarno-
-sestekhnicheskogo instituta.
(REPRODUCTION) (VOLOSKOV, P.A.) (VETERINARY RESEARCH)**

ZVEREVA, G.V. Professor (L'vov)

"Something New in the Treatment of Trichomoniasis"

Report given at 13th Inter-VUZ (Higher Educational Insts.) Scientific-Industrial Conference, held February, 1956 at Kiev Vet Inst.

ZVEREVA, G.V., prof.

"Retention of the placenta in cows" by I.F.Zaianchkovskii.
Veterinariia 36 no.10:83-85 0 '59. (MIRA 13:1)
(Veterinary obstetrics)

ZVEREVA, G.V., prof.; OMEL'CHAK, N.P., aspirant; TIKHONOV, N.M., aspirant

Methods for intravital examination of ovaries in cows. Veterinariia
42 no.7:81-82 J1 '65. (MIRA 18:9)

1. L'vovskiy zooveterinarnyy institut.

ZVEREVA, G.Ye.; KAPUSTIN, A.P.

Measurement of ultra-acoustic parameters in liquid-crystalline
cholesterol capriate. Akust. zhur. 10 no.1:122-123 '64.
(MIRA 17:5)

1. Moskovskiy oblastnoy pedagogicheskiy inatitut imeni Krupskoy.

S/275/63/000/001/028/035
D4 13/D308

AUTHORS: Zvereva, G. Ye. and Kapustin, A. P.

TITLE: The behavior of liquid-crystalline p-azoxyphenetole
in ultrasonic and electric fields

PERIODICAL: Referativnyy zhurnal, Elektronika i yeye primeneniye,
no. 1, 1963, 12, abstract IV 88 (In collections: Pri-
meneniye ul'trakust. k issled. veshchestva, no. 15,
M., 1961, 69-74)

TEXT: An experimental study of a liquid-crystalline substance
(p-azoxyphenetole) in electric and ultrasonic fields has shown that
the electrostatic field causes motion of the substance in the di-
rection of the field, while the ultrasonic field gives rise to a de-
finite orientation of the molecules of the substance. 5 references.
[Abstracter's note: Complete translation.]

ACC NR: AR6013713

SOURCE CODE: UR/0058/65/000/010/1074/1074

AUTHOR: Zvereva, G. Ye.; Kapustin, A. P.

TITLE: Investigation of the absorption of ultrasound in liquid-crystal n'n-nonoxy-
benzaltoluidine ↑

SOURCE: Ref. zh. Fizika, Abs. 10Zh497

REF SOURCE: Sb. Primeneniye ul'traakust. k issled. veshchestva. Vyp. 20. M., 1964,
87-93

TOPIC TAGS: ultrasound absorption, organic crystal, liquid crystal, phase transition,
temperature dependence, ultrasonic velocity

ABSTRACT: A pulsed method was used to measure the absorption of sound in n'n-nonoxy-
benzaltoluidine in the frequency range 2-15 Mcs and in the temperature interval 80-70C,
including the region of the following phase transitions: isotropic liquid - nematic
liquid crystal (phase transition 1) and nematic - smectic liquid crystal (phase transi-
tion 2). The ultrasound propagation velocity was measured by an interference method
at 2.2 Mcs in the temperature interval 80-70C. In the isotropic liquid, far from the
phase transition 1, the velocity decreases linearly with increasing temperature. Near
the temperature of the phase transition 1, the velocity begins to decrease and reaches
a minimum value at 75.5C. With further decrease in temperature, the ultrasound veloci-
ty increases. The appearance of the smectic modification influences the slope of the
curve. The experimental data on the absorption of ultrasound are discussed on the

Card 1/2

L 45532-66

ACC NR: AR6013713

0

basis of the relaxation theory. Ye. Sheludyakov. [Translation of abstract]

SUB CODE: 20

ms
Card 2/2

AUTHOR: Zvereva, G. Ye.; Kapustin, A. P. 15

TITLE: Investigation of the absorption of ultrasound in liquid-crystal cholesterylcaprinate

SOURCE: Ref. zh. Fizika, Abs. 5E47

REF. SOURCE: Tr. 1-y Mezhvuz. nauchn. konferentsii po primeneniyu molekul. akust. k issled. veshchestva i v nar. kh-ve. Tashkent, 1964, 85-92

TOPIC TAGS: liquid crystal, phase transition, ultrasound absorption

ABSTRACT: The authors measured the absorption of ultrasound (α) in cholesterylcaprinate, which has a cholesteric modification when heated and a smectic modification when cooled. The measurements were made by a pulse method in the frequency region 2 -- 15 Mc at temperatures 72 -- 91C. An absorption maximum was observed near the phase transition between the isotropic liquid and the cholesteric crystal (phase transition I). In the cholesteric modification α/v^2 decreases smoothly with decreasing temperature, and then drops sharply near the phase transition from the cholesteric to the smectic crystal (phase transition II). The abrupt variation of α/v^2 is due to the appearance of the smectic modification. With increasing frequency, α/v^2 decreases, and the cholesteric and smectic states tend to equalize in an isotropic liquid. A

ACC NR: AR6028139

discussion of the experimental data was carried out from the point of view of relaxation theory. It is assumed that the relaxation is connected with reorientation of molecule groups in the ultrasonic field. The experimentally observed growth of the excitation time with decreasing temperature confirms its proportionality to the size of the molecule groups. In the liquid-crystal state, the relaxation process is due to reorientation of the boundary molecules of the swarm, which is not rigid formation. The investigation confirms the existence of swarms as thermodynamically stable formations in liquid crystals. I. Nikolayeva. [Translation of abstract]

SUB CODE: 20

~~ZVEREVA, G.D.~~

Results of testing the VIS-2 dryer. Khleb.1 kond.prom. 1 no.6:14-16
Je '57. (MIRA 10:8)

1.Rostglavmakoronprom.
(Drying apparatus)

Fluid Dynamics

Determination of the momentum of force of a mass of compressible fluid acting on a wing of a plane at stationary flow., Uch. zapl. Mosk. un., no. 152, 1951.

Monthly List of Russian Accessions, Library of Congress, May 1952. Unclassified.

ZVEREVA, K. V.

"Data on a Study of the Condition of Blood Vessels in Myocardial Infarction." Cand Med Sci, Gor'kiy State Medical Institute S. N. Kirov, Gor'kiy, 1955. (KL, No 8, Feb 55)

SO: Sum. No. 631, 26 Aug 55 - Survey of Scientific and Technical Dissertations Defended at USSR Higher Educational Institutions. (14)

ZVEREVA, K.D.

Opredelenie momenta sily vozdeistviia massy szhimaemoi zhidkosti na krylo v sluchae ploskogo ustanovivshegosia techeniia. (Moscow. Universitet. Uchenye zapiski, 1951 no. 152; Mekhanika, v.3, p. 187-201)

Title tr.: Determination of the moment of acting force of a compressible fluid mass upon a wing in the presence of plane steady fluid.

Reviewed by J. H Giese in Mathematical Reviews, 1953, v. 14, no. 6, p. 599.

Q60.M668 1951, no. 152

SO: Aeronautical Sciences and Aviation in the Soviet Union, Library of Congress, 1955

ZVEREVA, K.D., dotsent, kandidat fizike-matematicheskikh nauk.

Bending thin slabs of varying thickness. Trudy MBI no.17:47-53
'55. (MLRA 9:7)

1.Kafedra teoreticheskoy mekhaniki.
(Elastic plates and shells)

SOKOLOV, Aleksandr Pavlovich, kand.tekhn. nauk, dots.; ZUREVA,
K.D., kand. fiz.-matem.nauk, dots., red.;

[Spherical motion of a solid and elements of the theory of
the gyroscope] Sfericheskoe dvizhenie tverdogo tela i ele-
menty teorii giroskopa. Moskva, M-vo vysshego i srednego
spetsial'nogo obrazovania RSFSR, 1961. 97 p. (MIRA 16:6)
(Motion) (Gyroscope)

Drug Trade

Production of medicines in enterprises of the meat industry. *Mias. ind.*, SSSR
23 no. 3, 1952.

9. Monthly List of Russian Accessions, Library of Congress, September ~~1952~~ ¹⁹⁵² Uncl.

GUROV, V.,

INOZEMTSEVA, M.

Drug Trade

Production of medicines in enterprises of the meat industry. Mias, ind. SSSR 23 no. 3, 1952

~~SECRET~~ ~~TOP SECRET~~ ~~SECRET~~ ~~TOP SECRET~~
GURBY, W., insheer, EVEREVA, L., insheer.

Insulin production. Mas.ind. SSSR 24 no.6:41-42 '53. (MIRA 6:12)

1. Glavnyaso.

(Insulin)

"Sur la synthese de l'acide l-ascorbique (vitamine C)." Maximov, V. I.; Nikonova, V. V.;
Lazarev, A. F.; Zvereva, L. A. (p. 936)

SO: Journal of General Chemistry
(Zhurnal Obshchei Khimii) 1939, Volume 9, #10

IDEL'SON, L.I.; KAFAROVA, D.D.; ZVEREVA, L.A.; GUDIM, V.I.

Urinary excretion of erythropoietin. Probl. gemat. i perel.
krovi 9 no.4:18-22 Ap '64. (MIRA 17:11)

1. Gruppya chlena-korrespondenta AMN SSSR prof. P.I. Yegorova
na baze Tsentral'noy klinicheskoy bol'nitsy Ministerstva putey
soobshcheniya i opytno-proizvodstvennoy laboratorii Vsesoyuznogo
instituta eksperimental'noy endokrinologii (dir. - prof. Ye.A.
Vasyukova), Moskva.

ZVEREVA, L. A.

V. I. MAKSIMOV, ZhOKh 9, 936-43, 1939

USTINOVA, Ye. P., inst.; ZVAREVA, L. I.

Increasing the wear resistance of hosiery made of mercerized cotton
yarn. Tekst. prom. 19 no. 6:42-43 Je '59. (MIRA 12:9)
(Hosiery, Cotton)

USSR/ Chemistry - Insecticides

Card 1/2 Pub. 40 - 13/27

Authors : Arbutov, B. A.; Alimov, P. I.; Zvereva, M. A.; Neklesova, I. D.; and Kurdina, M. A.

Title : Synthesis of certain organic derivatives of thiopyrophosphoric acid

Periodical : Izv. AN SSSR. Otd. khim. nauk 6, 1038-1041, Nov-Dec 1954

Abstract : Experiments were conducted for the purpose of obtaining new insecticides of the thiopyrophosphoric acid series. Diethylthiophosphoric acid was synthesized by adding sulfur to diethylphosphorous acid in the presence of three different amines (triethylamine, pyridine and diethylaniline)-

Institution : Acad. of Sc., USSR, Kazan Branch, The A. E. Arbutov Chemical Institute

Submitted : January 16, 1954

Card 1/1 Pub. 40 - 14/27

Authors : Arbuzov, B. A.; Alimov, P. I.; and Zvereva, M. A.

Title : Synthesis of certain N-substituted amides of diethylphosphoric acid

Periodical : Izv. AN SSSR. Otd. Khim. nauk 6, 1042-1046, Nov-Dec 1954

Abstract : Two methods are described for the synthesis of amides of diethylphosphoric and diethylphosphorous acids in which the hydrogens of the amide group are replaced by different acid radicals. The derivation of certain N-substituted amides of diethylphosphoric acid from the reaction of halides with sodium derivatives of methylamide of diethylphosphoric acid is announced. The physico-chemical characteristics of the amides are listed. Two references: 1 USA and 1 German (1910-1950). Table

Institution : Acad. of Sc., USSR, Kazan Branch, The A. E. Arbuzov Chemical Institute

Submitted : January 16, 1954

ARBUZOV, B.A.; RIZPOLOZHENSKIY, N.I.; ZVEREVA, M.A.

Esters of ethylphosphinous acid and some transformations of these esters. Report No. 7. Mixed anhydrides of ethylphosphinous and dialkyl phosphorous acids; anhydride of ethylphosphinous and isopropoxyethylphosphinous acids. Methyl ester of ethyldithiophosphinous acid. Izv. AN SSSR Otd. khim. nauk no. 2:179-186 P '57.

(MLHA 10:4)

1. Khimicheskiy institut im. akad. A. Ye. Arbusova, Kazanskogo filiala Akademii nauk SSSR.

(Phosphinous acid)

"Esters and Ester Amides of Phosphoric, Thiopyrophosphoric, Dithiotriphosphoric Acids and Some of Their Properties (Efiry i efiroamidy fosfornoj, tiopirofosfornykh, ditiotrifosfornoj kislot i ikh nekotoryye svoystva)

• Chemistry and Uses of Organophosphorous Compounds
(Khimiya i primeneniye fosfororganicheskikh soedinenij),
Trudy of First Conference, 8-10 December 1955, Kazan,
pp. Published by Kazan Afil. AS USSR, 1957
164-175.

Report discussed by B. B. Shugayev (Minsk State Medical Institute) and K. S. Shadurskiy (Minsk State Medical Institute).

AUTHORS: Arbuzov, B. A., Rizpolozhenskiy, N. I., Zvereva, M. A. SOW/62-58-6-9/37

TITLE: The Esters of Ethyl-Phosphinic Acid and Some of Its Transformations (Efiry etilfosfinistoy kisloty i ikh nekotoryye prevrashcheniya) Communication 8. Mixed Anhydrides of Dialkyl-Phosphoric Acid, Ethyl-Phosphinic Acid, and Diethyl-Phosphinic Acid (Smeshshcheniye 8. Smeshannyye angidridy dialkilfosforistoy, etilfosfinistoy i dietilfosfinistoy kislot)

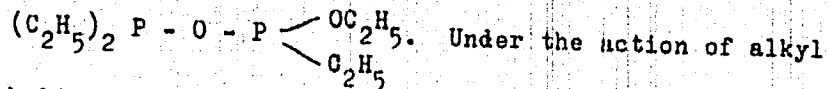
PERIODICAL: Izvestiya Akademii nauk SSSR, Otdeleniye khimicheskikh nauk, 1958, Nr 6, pp. 706-712 (USSR)

ABSTRACT: Kosolapov and Watson (Uotson) (Ref 1) were the first to obtain anhydrides of di-n.-propylic and di-n.-butyl phosphinic acid as a result of the action of the chlorine anhydride of dialkyl phosphinic acid upon the esters of this acid. Later, the same authors (Ref 2) obtained anhydrides of dimethyl- and diethyl phosphinic acid. In the present paper the authors describe the method of obtaining mixed anhydrides of the type

(Et)₂P - O - P(OH)₂ (R = C₂H₅; C₃H₇-n; C₃H₇-i)₄

Card 1/3
2

The Esters of Ethyl-Phosphinic Acid and Some of Its Transformations. Communication 8. Mixed Anhydrides of Dialkyl-Phosphoric Acid, Ethyl-Phosphinic Acid, and Diethyl-Phosphinic Acid. SOV/62-58-6-9/37



halides brought to bear upon the mixed anhydrides tetraalkylhalidephosphonium is formed. Under the action of sulphur the mixed anhydrides combine only with a sulphur atom (and sulphur combines with phosphorus which contains 2 ethyl radicals). There are 2 tables and 3 references,

ASSOCIATION: Khimicheskiy institut im. A. Ye. Arbuzova, Kazanskogo filiala AN SSSR (Chemical Institute imeni A. Ye. Arbuzov Kazan' Branch, AS USSR)

SUBMITTED: December 21, 1956

Card 2/8

✓

5(3)

SOV/62-59-2-32/40

AUTHORS:

Rizpolozhenskiy, N. I., Zvereva, M. A.

TITLE:

β,β -Dichloro-vinyl Ester Derivatives of Ethyl Phosphinic Acid
(Proizvodnyye β,β -dikhlorvinilovogo estira etilfosfinovoy
kisloty)

PERIODICAL:

Izvestiya Akademii nauk SSSR, Otdeleniye khimicheskikh nauk,
1959, Nr 2, pp 358-360 (USSR)

ABSTRACT:

In the present paper the interaction of chloral with alkyl and dialkyl phosphinic acid derivatives was investigated as well as the physiological activity of derivatives of the β,β -dichloro-vinyl esters of ethyl phosphinic acid. The reaction of chloral with the following compounds was investigated: $C_2H_5P(OR)_2$,

where OR = OCH_3 ; OC_2H_5 ; OC_3H_7-n ; OC_3H_7-i ; OC_5H_{11-n} ; $OCH_2C_6H_5$;

$(C_2H_5)_2POR$ and $C_2H_5P \begin{matrix} N(R')_2 \\ \backslash \\ OR \end{matrix}$, where $R' = CH_3$ and C_2H_5 ; OR = OCH_3 .

Corresponding β,β -dichloro-vinyl ester derivatives of the ethyl phosphinic acid were obtained. The principal physico-chemical constants and analyses of the compounds obtained are given in

Card 1/2

SOV/62-59-2-32/40

β,β -Dichloro-vinyl Ester Derivatives of Ethyl Phosphinic Acid

table 1. Preliminary investigations of the physiological activity of some of these compounds were carried out at the Physiological Laboratory KFAN USSR under the supervision of I. D. Neklesova. It was proved that they are physiologically highly active. In the course of the investigation the esters of the ethyl phosphinic acid not yet described were synthesized in addition. They were obtained according to a method previously described (Ref 5). The principal constants of these esters are listed in table 2. There are 2 tables and 5 references, 3 of which are Soviet.

ASSOCIATION: Khimicheskiy institut im. A. Ye. Arbuzova Kazanskogo filiala AN SSSR (Institute of Chemistry imen: A. Ye. Arbuzov of the Kazan' Branch, AS USSR)

SUBMITTED: July 12, 1958

Card 2/2

5-3630

2209, 1153, 1261

84852

S/062/60/000/010/005/018
B015/B064

AUTHORS: Arbuzov, B. A., Vinogradova, V. S., and Zvereva, M. A.

TITLE: Esters of β -Ketophosphinic Acids Information 6. Products of the Reaction of Chloro- γ and Bromo Acetones With the Diethyl Ester of Ethyl Phosphinous Acid and With the Sodium Salt of the Monoethyl Ester of Ethyl Phosphinous Acid

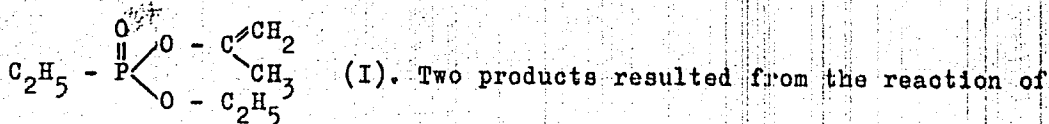
PERIODICAL: Izvestiya Akademii nauk SSSR. Otdeleniye khimicheskikh nauk, 1960, No. 10, pp. 1772-1778

TEXT: The investigations mentioned in the title were carried out to determine the effect of an exchange of an ethyl radical directly bound to phosphorus for the ethoxyl radical in triethyl phosphite, or in diethyl phosphorous sodium. The reaction between chloroacetone and the diethyl ester of ethyl phosphinous acid led to the mixed ethyl isopropenyl ester of ethyl phosphinous acid: X

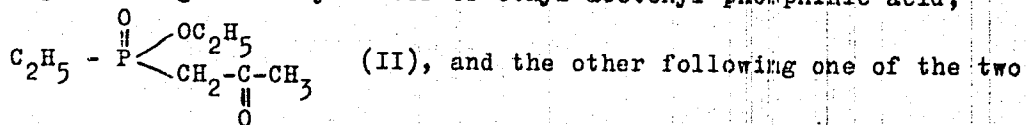
84852

Esters of β -Ketophosphinic Acids. Information
6. Products of the Reaction of Chloro- and
Bromo Acetones With the Diethyl Ester of
Ethyl Phosphinous Acid and With the Sodium
Salt of the Monoethyl Ester of Ethyl
Phosphinous Acid

S/062/60/000/010/005/018
B015/B064



bromo acetone with the diethyl ester of ethyl phosphinous acid, and it was found that one of them corresponded to ester (I), and the other product was a mixture yielding two substances after distillation, one representing the ethyl ester of ethyl acetyl phosphinic acid, X



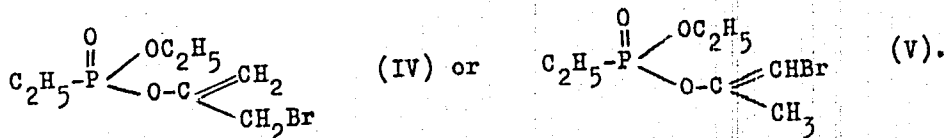
formulas:

Card 2/5

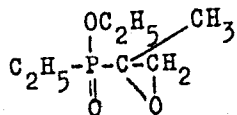
84852

S/062/60/000/010/005/018
 B015/B064

Esters of β -Ketophosphinic Acids. Information
 6. Products of the Reaction of Chloro- and
 Bromo Acetones With the Diethyl Ester of
 Ethyl Phosphinous Acid and With the Sodium
 Salt of the Monoethyl Ester of Ethyl
 Phosphinous Acid



It is, however, necessary to carry out further investigations to verify one of the two last-mentioned formulas. The reaction between chloroacetone and the sodium salt of the monoethyl ester of ethyl phosphinous acid leads to the ethyl ester of ethyl epoxy isopropyl phosphinic acid:



(VI). The Raman spectra (obtained from an ИСП-51)

Esters of β -Ketophosphinic Acids. Information
6. Products of the Reaction of Chloro- and
Bromo Acetones With the Diethyl Ester of
Ethyl Phosphinous Acid and With the Sodium
Salt of the Monoethyl Ester of Ethyl
Phosphinous Acid

3/062/60/000/010/005/018
B015/B064

(ISP-51) spectrograph) and the ultraviolet absorption spectra (obtained from an $C\phi -4$ (SF-4) quartz spectrophotometer) of the substances obtained, which have hitherto not been described in the literature, and corresponding steps of preparation are given. It is stated that the reactions investigated by the authors proceed in the same directions as those of triethyl phosphite and diethyl phosphorous sodium (Ref. 1). There are 2 figures and 9 references: 5 Soviet, 2 US, 1 British, and 1 German.

ASSOCIATION: Nauchno-issledovatel'skiy institut im. A. M. Butlerova
Kazanskogo gosudarstvennogo universiteta (Scientific
Research Institute imeni A. M. Butlerov of Kazan' State
University). Khimicheskiy institut im. A. Ye. Arbuzova
Kazanskogo filiala Akademii nauk SSSR (Chemical Institute
imeni A. Ye. Arbuzov of the Kazan' Branch of the Academy of
Sciences USSR)

Esters of β -Ketophosphinic Acids. Information
6. Products of the Reaction of Chloro- and
Bromo Acetones With the Diethyl Ester of
Ethyl Phosphinous Acid and With the Sodium
Salt of the Monoethyl Ester of Ethyl
Phosphinous Acid

SUBMITTED: May 16, 1959

84852

S/062/60/000/010/005/018
B015/B064

X

ABUZOV, B.A.; VINOGRADOVA, V.S.; ZVEREVA, M.A.

Esters of β -keto phosphonic acids. Report No.7: Products of the reaction of α -chlorocyclohexanone with diethyl ester of ethylphosphonous acid and the sodium salt of the monoethyl ester of ethylphosphonous acid. Izv. AN SSSR.Otd. khim. nauk no.11:1981-1984 N '60.
(MIRA 13:11)

1. Khimicheskij institut Kazanskogo filiala AN SSSR i Khimicheskij institut im. A.M.Butlerova Kazanskogo universiteta im. V.I.Ul'yanova-Lenina.
(Cyclohexanone) (Phosphonous acid)

ACC NR: AP6012027 NO/XX/XX

SOURCE CODE: UR/0020/65/160/004/0826/0828

AUTHOR: Vizel', A. O.; Zvereva, M. A.; Ivanovskaya, K. M.; Studentsova, I. A.; Dunayev, V.-G.; Berim, M. G. 41
40
B

ORG: Institute of Organic Chemistry, AN SSSR, Kazan' (Institut organicheskoy khimii AN SSSR); Kazan' Medical Institute, Kazan' (Kazanskiy meditsinskiy institut)

TITLE: Synthesis and some properties of phosphacyclopentene Derivatives 1

SOURCE: AN SSSR. Doklady, v. 160, no. 4, 1965, 826-828

TOPIC TAGS: organic synthetic process, toxicology, mouse, ester, antibiotic

ABSTRACT: Esters of cyclophosphinic acid were synthesized by reaction of 1-oxo-1-bromo-3-methylphosphacyclopentene-2 with corresponding alcohols in the presence of triethylamine in ether solution. Two acids were prepared by saponification of the corresponding acid bromides and recrystallized from acetone. One methyl ester was prepared by reaction of 2-oxo-2-chloro-3,3,5-trimethyl-1-oxaphosphacyclopentene-4 with methanol in the presence of triethylamine. Toxicity studies were run on white mice according to the Berens method; most of the compounds studied gave a monotypic picture of poisoning, similar to the action of narcotics. Lethal doses of the compounds studied produced a sharp inhibition and stoppage of respiration. The toxicity of the esters was found to increase with increasing length of the hydrocarbon radical. The action of the preparations was reversible, and after the mice awoke there was no effect on their general condition. The preparations were also investigated in vitro in 1:100 and 1:1000 dilutions on seven species of pathogenic microbes. The two free acids studied exhibited

ACC NR: AP6012027

ited the broadest range of antimicrobial⁶ action. This paper was presented by Academician B. A. Arbuzov on 27 July 1964. Orig. art. has: 3 tables. [JPRS]

SUB CODE: 06, 07 / SUBM DATE: 22Aug64 / ORIG REF: 006 / OTH REF: 007

Card 2/2 BK

RIZPOLOZHENSKIY, N.I.; BOYKO, L.V.; ZVEREVA, M.A.

Synthesis of glycidyl esters of phosphorus acids. Dokl.
AN SSSR 155 no. 5:1137-1139 Ap '64. (MIRA 17:5)

1. Khimicheskiy institut im. A.Ye.Arbutova Kazanskogo filiala
AN SSSR. Predstavleno akademikom B.A.Arbutovym.

ARBUZOV, B.A., akademik; VIZEL', A.O.; ZAIKONNIKOVA, I.V.; STUDENTSOVA, I.A.;
DUNAYEV, V.G.; ZVEREVA, M.A.; IVANOVSKAYA, K.M.

Organophosphorus compounds of low toxicity. Dokl. AN SSSR 165
no.1:91-94 N '65. (MIRA 18:10)

1. Institut organicheskoy khimii AN SSSR, Kazan', i Kazanskiy
gosudarstvennyy meditsinskiy institut.

USSR/Cultivated Plants - Fodder

M-6

Abs Jour : Ref Zhur - Biol., No 1, 1958, No 1620

Author : P.A. Kormshchikov, M.I. Zvereva
Inst : Not Given
Title : A New Concept of Plant Lignification

Orig Pub : Zhivotnovodstvo, 1956, No 11, 50-52

Abstract : Studies have been conducted on wheat, regneria and alfalfa in order to ascertain the degree of lignification in the various parts of plants depending on age. Methods of establishing the coefficient of lignification are presented, based on the fact that coarse feed is composed of two fractions, one soluble in water, and one unsoluble in water and in dilute acid solutions. Slight lignification originates prior to spiking in cereals, and budding in beans, but becomes stronger during their spiking and budding phases at the expense of the stems.

Card : 1/1

ZVEREVA, M.N., Cand Chem Sci — (diss) "Anion double decomposition
of zinc, cadmium, and lead and their separation from certain elements."
Len, 1959, 13 pp (Len Order of Lenin State Univ im A.A. Zhdanov)
150 copies (KL, 36-59, 112)

USSR/Analysis of Inorganic Substances

G-2

Abs Jour: Ref Zhur-Khimaya, No 6, 1957, 19616

Author : Yu. V. Morachevskiy, M. N. Zvereva, A. A. Kuznetsova

Inst : -

Title : Separation of Phosphate Ion from Some Cations with Anionites.

Orig Pub: Zavod. Laboratoriya, 1956, 22, No 10, 1170 - 1171

Abstract: It is proposed to use the anionites PE₅9 and EDE₅10 in Cl combination for separating PO₄⁻ from Al³⁺, Fe³⁺ and Ca²⁺. Some 50 ml of the solution (0.1 n. in reference to Cl⁻), containing ≤ 0.1 g of PO₄⁻ and Ca²⁺, Fe³⁺ and Al³⁺ are passed through an anionite column (1 cm in diameter, height of the layer

Card 1/2

- 94 -

NECHAY, N.A.; ZVEREVA, M.N.; GREKOVICH, T.M.

Reducing properties of ion exchangers. Vest. LGU 19 no.4:142-146
'64. (MIRA 17:3)

ZVEREVA, M.N.; SHIBAROV, V.N.

Separation of zinc, lead, and copper on an anionite. Vest. LGU
14 no. 4:145-148 '59. (MIRA 12:5)
(Metals--Analysis)

Investigating the statistical ...

S/046/62/008/001/003/018
B139/B102

$$\psi_u(\tau) = \psi_A(\tau) e^{-2k_0^2 v^2 \tau^2}$$

$$\frac{1}{v^2} = \frac{1}{2k_0^2 \tau_0^2} \quad (7)$$

curve of (6) drops to the e-fold, where τ_0 denotes the time during which the interval τ_0 of the scattered signal can be determined, and from formula (7) the mean square velocity of motion of inhomogeneities. The statistical evaluation of test results was made by means of a block diagram, the signals being transmitted on films. The films came into an optical correlometer the signals of which were again recorded on films by means of a loop oscilloscope. The correlation function $\psi_u(\tau)$ was measured in tests with air as well as in sea water under various hydrometeorological conditions. To check the effect of all factors in their totality on the correlation function, an experiment was conducted where the scattering of frequency-modulated sound occurred by stable inhomogeneities. Some frequency modulation periods were then evaluated. The experimental parameters were: $f_0 = 4$ kcps, $\Delta F = 300$ cps, $T = 1$ sec, integration time τ

Method of investigating the statistical .. S/046/62/008/001/003/018
B139/B102

in the correlometer = 12 sec. The functions $\gamma(\tau)$ arrived at in this control test proved the sufficient stability of the apparatus used. There are 14 figures and 12 Soviet references.

ASSOCIATION: N.-i. radiofizicheskiy institut pri Gor'kovskom gosudarstvennom universitete (Scientific Research Institute of Radiophysics of the Gor'kiy State University)

SUBMITTED: December 16, 1960

Method for investigating wells with carbonate reservoir rocks
using subsurface flow meters. Neftprom. delo no.3:11-14 '65.

(MIRA 18:10)

1. Neftpromyslovoye upravleniye "Krasnokamskneft".

Calculating the path of an oblique (extramridional) ray of
light through the surface of an ellipsoid of revolution. Izv.
vys.ucheb.zav.; prib. 3 no.3:92-103 '60. (MIRA 14:4)

1. Leningradskiy institut tochnoy mekhaniki i optiki. Rekomendovana
kafedroy optiko-mekhnicheskikh priborov.
(Optics)

Calculating the passage of a ray through a nonspherical refracting surface of a higher order. *Izv.vys.ucheb.zav.*; prib. 4 no.2:117-121 '61.
(MIRA 1445)

1. Leningradskiy institut tochnoy mekhaniki i optiki. Rekomendovana kafedroy optiko-mekhanicheskikh priborov.
(Optical measurements)

ZVEREV, V.A.

Calculating the path of an oblique (exmeridional) ray of light
through the surface of a paraboloid of revolution. Izv.vys.
ucheb.zav.; prib. 4 no.3:109-119 '61.

(MIRA 14:6)

1. Leningradskiy institut tochnoy mekhaniki i optiki. Rekomendovana
kafedroy optiko-mekhanicheskikh priborov,
(Optics)

Aspects of insulating cables for supervoltage. Vest.
elektroprom. 27 no.3:29-38 Mr '56.

(MLRA 9:12)

1. Zavod "Moskabel".
(Electric cables) (Electric insulators and insulation)

~~UTROBIN, B.V., insh.~~

Theory and practice of packing copper and aluminum conductors of
power cables. Vest.elektroprom. 29 no.11:56-60 N '58.
(Electric cables) (MIRA 11:11)

inzh., inzh., inzh., V.V., inzh.

In reference to engineer I.V. Kuranov's article. Vest. elektropr.
29 no. 11:71 N'58. (MIRA 11:11)

(Electric machinery) (Electric cables)

Изм. ЗВЕРЕВ, В.В., инж.

Air conditioning in connection with the insulating of high-tension cables. Vest. elektroprom. 31 no.5:73-75 My '60.

(MIRA 13:8)

(Electric cables)

(Electric insulators and insulation)

(Air conditioning)

V.A. P. A.; GOLEV, Yu.D.; GOLEVA, Z.N.; GOLOVKO, R.Ye.; ZAV'YALOVA, B.A.;
ZARETSKIY, B.A.; ZVEREV, Ye.A.; LIPINSKIY, F.A.; MANGUSHEV, I.Kh.;
MEYZLER, M.Kh.; MUTOVKIN, V.A.; RUDAKOV, Ya.D.; RUKOVANOV, B.P.;
KHASANOV, G.M.; ESTRIN, Z.I.; ZUDIN, B.A., red.; BORUNOV, N.I., tekhn. red.

[Adjustment and operation of equipment in the Novo-Ufimskii Heat and
Electric Power Plant] Naladka i ekspluatatsiya oborudovaniia na Novo-
Ufimskoi TETs. Moskva, Gos. energ. izd-vo, 1961. 175 p. (MIRA 14:9)
(Bashkiria—Electric power plants)
(Bashkiria—Heating from central stations)

ZVEREV, Ye.I., dotsent

Recognition and differential diagnosis of sporadic typho-
paratyphoid diseases. Sov. med. 26 no.4:51-58 Ap '63.

(MIRA 17:2)

1. Iz kliniki vnutrennikh bolezney (zav. -- prof. D.F. P
Presnyakov) Moskovskogo meditsinskogo stomatologicheskogo
instituta i Moskovskoy klinicheskoy infektsionnoy bol'nitsy
No.2 (glavnyy vrach A.M. Pyl'tsova).

ZVEREV, Ye.I., dotsent

Intestinal perforation and hemorrhage in typhoid and paratyphoid fevers. Sovet. med. 27 no.9:100-104, 8'63 (MIRA 17&2)

1. Iz kafedry vnutrennikh bolezney Moskovskogo meditsinskogo stomatologicheskogo instituta.

Some characteristics of the clinical aspect and diagnosis of abdominal typhus and paratyphoid. Fel'd. i akush. 28. no.6: 23-27 Je'63. (MIRA 16:8)

1. Iz kafedry vnutrennikh bolezney Moskovskogo meditsinskogo stomatologicheskogo instituta.
(TYPHOID FEVER—PREVENTION)
(PARATYPHOID FEVER—PREVENTION)

~~APPROVED FOR RELEASE: Thursday, September 26, 2002~~ ~~APPROVED FOR RELEASE: Thursday, September 26, 2002~~
Viktor Il'ich BUNIN, K.V., prof., red.; MIRONOVA, A.M.,
tekhn. red.

[Dysentery, food toxoinfections and intestinal invasions]
Dizenteria, pishchevye toksikoinfektsii i kishcherye in-
vazii. Pod red. i s predisl. K.V.Bunina. Moskva, Medgiz,
1962. 262 p. (MIRA 15:8)
(DYSENTERY) (INTESTINES--DISEASES) (FOOD POISONING)

Diagnosis of chronic dysentery and indices of recovery. Sov. med. 22
no.12:86-89 D '58. (MIRA 12:1)

1. Iz kliniki vnutrennikh bolezney Moskovskogo meditsinskogo stomatolo-
gicheskogo instituta (dir. - dots. G.N. Beletskiy) i Moskovskoy gorodskoy
klinicheskoy infektsionnoy bol'nitsy No.2 (glavnyy vrach A.M. Pyl'tsova).
(DYSENTERY, BACILLARY
diag. & indices of recovery (Rus))

RSSR/Medicine - Dysentery
Sulfonamides

NOV 50

Secondary Symptoms During the Treatment of Dysen-
tery Patients by Sulfonamides," Ye. I. Zverev,
Cand Med Sci, V. I. Vayland, Cand Med Sci, Cymt-
cal Dept, Moscow Oblast Inst Inzheni Mechnikov
"Sov Med" No 11, pp 24-26

Checks and discusses secondary symptoms of use
of sulfidine or disulfane on 41 bacillary dysen-
tery patients and finds them not so severe as to
require cessation of treatment. No correlation

173708

RSSR/Medicine - Dysentery (Contd)

NOV 50

found between concn of sulfonamides in blood
and urine and secondary symptoms. Some measures
discussed for alleviating symptoms.

173708

Present-day dysentery and intestinal diseases similar to it. Zhur.
mikrobiol.epid.i immun. 31 no.1:88-92 Ja '60. (MIRA 13:5)

1. Iz Moskovskogo meditsinskogo stomatologicheskogo instituta i
2-y Moskovskoy infektsionnoy klinicheskoy bol'nitsy.
(DYSENTERY BACILLARY)

**Clinical aspects, prevention and therapy of dysentery. Med. sestra,
Moskva no.8:3-11 Aug 1953. . (CIML 25:1)**

1. Candidate Medical Sciences.

Symptomatology and diagnosis of intestinal paratyphoid fevers A and B.
Zhur, mikrobiol., epid., i immun., 40 no. 12: 116--117 D 163.

(MIRA 17:12)

1. Iz Moskovskogo meditsinskogo stomatologicheskogo Instituta.

ZVEREV, Ye.I., dotsent (Moskva)

Typhoid fever in people over 50. Sov. med. 27 no.12:
84-88 0 '64. (MIRA 18:11)

ZVEREV, Yu.G.

Constants of the dissociation of glucuronic acid and cellulose
oxidized by nitrogen dioxide. Trudy LTA no.91:71-82 '60.

(MIRA 15:12)

1. Leningradskiy nauchno-issledovatel'skiy institut okhrany
truda Vsesoyuznogo tsentral'nogo soveta professional'nykh
soyuzov.

(Cellulose)

(Nitrogen oxides)

(Glucuronic acid)

(Dissociation)

"The Preparation and Certain Properties of Cellulose Oxidized With H_2O_2
(In Respect to Its Use as a Hemostatic Material)." Cand Chem Sci, Leningrad
State U, Leningrad, 1954. (RZhKhim, No 6, Mar 55)

So: Sum. No 670, 29 Sept 55 - Survey of Scientific and Technical Dissertations
Defended at USSR Higher Educational Institutions (15)

ZYREY, Yu.V., red.; MEDVEDEV, L.Ya., tekhn.red.

[Publications of the State Power Engineering Publishing House
during 1955-1956; a catalog] Izdaniia Gosenergoizdata za 1955-
1956 gg.; katalog. Moskva, Gos.energ.izd-vo, 1957. 159 p.
(MIRA 12:2)

1. Gosudarstvennoye energeticheskoye izdatel'stvo, Moscow.
(Bibliography--Power engineering)
(Bibliography--Electric engineering)
(Bibliography--Heat engineering)

ZVEREV, Z.G., starshiy nauchnyy sotrudnik.

Testing Gol'tsern-Grimm vacuum apparatus operating on secondary
steam from evaporator baths. Trudy VNIKOP no.6:53-57 '56.

(MLRA 10:5)

(Vacuum apparatus)

ZVEREV, Z.G., starshiy nauchnyy sotrudnik; OREL, R.T., inzhener.

Testing of a machine for packing cans in boxes. Ref. nauch. rab.
VNIKOP no.3:14-17 '55. (MIRA 9:11)
(Packaging machinery) (Canning and preserving--Apparatus
and supplies)

ZYBREV, Z.G., inzhener; MERKULOV, A.A., inzhener; OREL, R.T., inzhener.

Methods for the mechanical cleaning of root crops before canning.
Trudy VNIIEP no.3:18-31 '54. (MLRA 9:8)

1. Krasnodarskiy filial nauchno-issledovatel'skogo instituta
kabel'noy promyshlennosti.
(Canning and preserving)

27
B

ZVERINA, A, Chirana Plant, Prague

Primary X-Ray Diagram"

Prague, Journal Mechanika a Optika, Vol 10, No 8, Aug 65, pp 269-271.

Abstract [Author's Czech, Russian, German and English summaries, modified]; The article draws attention to the danger of excessive X-raying of the human body and emphasizes the need to limit the X-ray dose. It describes in detail the method of limiting the X-ray beam with the primary X-ray diaphragm developed at the Chirana plant, which enables the size of the necessary X-ray field to be adjusted and the plateholder to be correctly located with respect to the central X-ray beam. Orig. art. has 2

figures and 1 table. [JPRS: 33,500]

TOPIC TAGS: radiation hazard, x ray equipment

SUB CODE: 18 / SUBM DATE: 10 Oct 65

Card 1/1 *ldh*

UDC: 621.386

0922 0529

~~BOZHAROVA, R.F.; ZVEREVA, A.A.; MISHARIN, A.P.~~

Roentgenological examination of the palatine tonsils. Vest. otorin. 21
no. 5:34-35 S-0 '59. (MIRA 13:1)

1. Iz kliniki bolezney ukha, gorla, nosa i rechi (zav. - prof. I.M.
Krukover) Irkutskogo meditsinskogo instituta.
(TONSIL, radiography)

SKLYAR, V.T., kand.khim.nauk; SABIROVA, G.V., kand.khim.nauk; ZHUREA,
A.S., kand.khim.nauk; ROZHIN, V.P., inzh.; GONOPOL'SKIY, L.Ye.,
inzh.; ZVEREVA, A.D., inzh.; CHUCHVARA, P.G., inzh.; Priniial
uchastiye: KOVAL'CHUK, L.V.; TERENT'YEVA, V.N.; VEDEBNIKOVA, V.T.

Production of the RFP-12 freon oil from Anastas'yevka petroleum.
Nauch.zap.Ukrainiproekta no.8:48-57 '62. (MIRA 16:1)
(Freons) (Lvov--Petroleum--Refining)

Zvereva, A. G.

"The Monocytic Reaction in Malaria of Children." Min Health RSFSR.
Kuybyshev State Medical Inst. Kuybyshev, 1955 (Dissertation for
the degree of Candidate in Medical Science)

SO: Knizhnaya letopis' No. 27, 2 July 1955

USSR/Medicine - Malaria
Medicine - Dysentery

May/Jun 49

"Annotated List of Russian Books" 5 pp

"Pediatriya" No 3

Reviews 11 books, among them "Monocytosis in Infantile Malaria, by A. G. Zvereva, "Problems of Infantile Neuromalaria in the Transcaucasus," by A. I. El'darov, Clinical and Differential Diagnoses of Acute Gastrointestinal Diseases and Chronic Dysentery in Young Children," A. S. Benderskaya, "Using Gramicidin Enemas in the Treatment of Dysentery in Young Children," by A. A. Kaydalova, and "Data on Infantile Lambliosis From Chernovitskaya Children's Clinical Hospital," by V. V. Arkhipova.

PA 50/49T71

1. NOBITEV, V. V., ZVEREVA, K. M., OZHIGANOVA, O. I.
2. USSR (600)
4. Sterlibashevo District-Rock Salt
7. Report on the prospecting for rock salt in the Sterlibashevo District of the Bashkir A. S. S. R. in 1943-1944.
[Abstract.] Izv. Glav. upr. geol. fon. No. 2, 1947

9. Monthly Lists of Russian Accessions, Library of Congress, March 1953, Unclassified.

L 10753-63

EPF(c)/EWP(q)/EWT(m)/BDS--AFFTC/ASD--PE--4--JD/JW

ACCESSION NR: AP3003051

S/0170/83/000/006/0074/0017

AUTHOR: Shpil'rayn, E. E.; Zvereva, A. M.

TITLE: Experimental assembly for studying vapor pressures of alkali metals
at high temperatures

SOURCE: Inzhenerno-fizicheskiy zhurnal, no. 6, 1963, 74-77

TOPIC TAGS: alkali-metal vapor pressures, high temperatures

ABSTRACT: An instrument consisting primarily of a U-shaped tube was developed for determining the vapor pressures of alkali metals at high temperatures. The steel left leg is closed and electrically heated; the glass right leg is connected to a pressure gauge and to a system for metered injection or withdrawal of argon. The tube is evacuated to 10^{-5} newton/m², the metal specimen is injected through a valve, and the steel leg is heated to the desired temperature. During temperature equalization, the glass leg is maintained under argon at a

ACCESSION NR: AP3003051

pressure higher than the vapor pressure so that the steel leg is entirely filled but the level in the glass leg reaches to only about one-third of the leg. After the vapor pressure in the vapor chamber is gradually increased by a step-by-step process, the level in the glass leg is observed. The pressure gauge is calibrated so that it corresponds to the vapor pressure. The instrument was used for determining the vapor pressure of Na at 200-210°C. Starting of the experiments is not exceeded 2.5×10^7 newton/m². If the metal leg is made of a high-melting alloy, the instrument can also be used for determining vapor pressures at higher temperatures. Orig. art. has 2 figures.

ASSOCIATION: Institut vy*sokikh temperatur pri MEI, Moscow (High Temperature Institute, MEI)

SUBMITTED: 21Jan63 DATE ACQ: 22Jul63 ENCL: 00
SUB CODE: 00 NO REF SOV: 000 OTHER: 002

Card 2/2 *[Handwritten signature]*

Country : USSR
Category: Pharmacology. Toxicology. Medicinal Plants.

V

Abs Jour: RZhBiol., No 6, 1959, No 27863

Author : Drake, K.V.; Kiryutina, V.I.; Zvereva, A.V.;
Tolokneva, A.Z.

Inst : Khabarovsk Medical Institute

Title : On the Pharmacology of Laminaria.

Orig Pub: Tr. Khabarovskogo med. in-ta, 1957, sb. 15, 78-83

Abstract: Infusions and tinctures of Japanese Laminaria (I) in dilutions of 1:30 - 1 : 200 increase the contractions of isolated intestine of rabbit. I removes the paralyzing action of atropine and adrenalin on the intestines, but does not remove the effect of papaverine. In subcutaneous and intravenous

Card : 1/2

TOLOKNEVA, A.Z.; ZVEREVA, A.V.

Pharmacology of Japanese elecampane. Trudy Khab.med.inst. no.20:201-
206 '60. (MIRA 15:10)

1. Iz kafedry farmakologii (zav. dotsent K.V.Drake) Khabarovskogo
meditsinskogo instituta.

(ELECAMPANE)

ZVER

APPROVED FOR RELEASE: Thursday, September 26, 2002
APPROVED FOR RELEASE: Thursday, September 26, 2002

CIA-RDP86-00513R002065710010-9
CIA-RDP86-00513R002065710010-9"

"Action of Ammonia and Metallic Calcium of Benzene," Zhurnal, 48, 994, 1916

9,2580 (and 2104)

20379
37058/61/000/003/023/027
A001/A001

Translation from: Referativnyy zhurnal, Fizika, 1961, No. 3, p. 383, # 3zh103

AUTHOR: Zvereva, F. G.

TITLE: Investigation of High-Frequency Oscillations in Neon Glow Discharge at Low Pressures.

PERIODICAL: "Uch. zap. Kuybyshevsk. gos. ped. in-t", 1959, No. 29, pp. 85-91

TEXT: The author investigated experimentally self-exciting high-frequency oscillations in glow discharge at Ne pressures 10^{-3} - 9×10^{-3} mm Hg. The cathode in discharge tubes is indirectly heated one made of W-spiral, the anode - of Ta. Oscillations were recorded with the aid of a moving Pt probe. The range between 100 and 10,000 Mc was investigated. In decimeter range measurements were performed by means of Lecher (Lekher) system, in centimeter range by means of a waveguide measurement line. At a discharge current of 100 - 150mamp and a pressure of 8×10^{-3} mm Hg oscillations with a frequency of 100 - 1,000 Mc yielded a bright resonance pattern. The distribution of generated power along the tube was obtained. When the pressure was reducing, resonance patterns became more distinct, i. e., generated spectrum became narrower. At the pressure increased to 10^{-2} mm Hg,

Card 1/2

20379

S/058/61/000/003/023/027
A001/A001

Investigation of High-Frequency Oscillations in Neon Glow Discharge at Low Pressures

a continuous spectrum (apparently, noise one) was generated throughout the whole range studied. Noise grew with increasing filament current. The summary generated power increased with the growth of anode current. Oscillations with the 10,000-Mc frequency were generated only at a definite anode current.

V. K.

Translator's note: This is the full translation of the original Russian abstract.

K

AUTHOR: Zvereva, F. G.; Shcheglov, O. S.

TITLE: Effect of anode shape on high-frequency plasma oscillation

SOURCE: Ref. zh. Elektronika i yeye primeneniye, Abs. 11A156

REF SOURCE: Uch. zap. Kuybyshevsk. gos. ped. in-t, vyp. 49, ch. 1, 1965, 220-227

TOPIC TAGS: plasma oscillation, anode, plasma oscillation intensity, anode design

ABSTRACT: Experimental data are presented on the study of high-frequency oscillations in a mercury-vapor plasma at pressures of the order of 10^{-4} — 10^{-3} mm Hg. It is shown that during the passage of an unmodulated electron beam through the plasma, longitudinal electric waves with a frequency close to Langmuir's are excited in it. The relationship between plasma-oscillation intensity and voltage are obtained for various anode shapes (disc, cone, and rod). [Translation of abstract] [NT]

SUB CODE: 09, 20/

Card 1/1

UDC: 537.525

ACC NR: AT700447.

SOURCE CODE: UR/3245/66/000/002/0061/0065

AUTHOR: Zvorygin, F. V.

ORG: Kiev Automation Institute (Kiyevskiy institut avtomatiki)

TITLE: Device for regenerating radiotelegraph signals distorted by shot noise

SOURCE: Kharkov. Institut gornogo mashinostroyeniya, avtomatiki i vychislitel'noy tekhniki. Pribory i sistemy avtomatiki, no. 2, 1966. Promyshlennaya telemekhanika (Industrial telemechanics), 61-65

TOPIC TAGS: radio telegraphy, signal distortion, ^{coincidence} ~~logic~~ circuit, receiver selectivity,
Radio noise, signal reception

ABSTRACT:
A device for regenerating radiotelegraph signals distorted by shot noise is described. The device eliminates received distortions not exceeding 0.5 baud it consists of a Schmidt trigger, a pulse shaper, a ring register, a blocking oscillator, and coincidence circuits. The device operates as follows: applied signals with durations greater than 0.5 baud are regenerated and those with durations less than 0.5 baud are rejected. Selection of signals to be regenerated is accomplished using a coincidence method whereby received signals are compared with signals delayed by a time interval equal to half of the transmitted signal duration. The device was tested with a sixteen-element code. The code was distorted with statistically distributed (an approximate Poisson distribution) 10-msec pulses having
Card 1/2

UDC: none

ACC NR: AT7004474

amplitudes approximately equal to those of the code pulses and at different average frequencies. The reception error probability per code element did not exceed 10^{-3} for an average distortion-pulse frequency of 0.02 and for a distortion pulse duration equal to that of the code pulses. Orig. art. has: 5 figures and 2 tables. [IV]

SUB CODE: 17/ SUBM DATE: none/ SOV REF: 002/ ATD PRESS: 5115

APPROVED FOR RELEASE: Thursday, September 26, 2002

CIA-RDP86-00513R002065710010-9

APPROVED FOR RELEASE: Thursday, September 26, 2002


CIA-RDP86-00513R002065710010-9

1985/APAL

DM

Card:

1/3



Card 2/3

44004-01 EWI (S), EWI (S), EWP (C) / EWI LIP (C) JD/JW/JG

ACC NR: AP6032472

9 B SOURCE CODE: UR/0056/66/051/003/0773/0776

AUTHOR: Dzhibladze, M. I.; Zvereva, G. A.; Kostin, V. V.; Murina, T. M.; Prokhorov, A. M.

ORG: Physics Institute im. P. N. Lebedev, Academy of Sciences SSSR (Fizicheskiy institut Akademii nauk SSSR)

TITLE: Investigation of the luminescence line width and of the temperature shift of the continuous generation frequency of Dy^{2+} in CaF_2

SOURCE: Zhurnal eksperimental'noy i teoreticheskoy fiziki, v. 51, no. 3, 1966, 773-776

TOPIC TAGS: laser, spectroscopy, solid state laser, paramagnetic laser, cw laser, fluorite, dysprosium

ABSTRACT: In view of the possible use of CaF_2 crystals activated with divalent dysprosium as laser rods at 2.36μ wavelength, the authors have calculated the probabilities of the nonradiative transitions of the Dy^{2+} ion in CaF_2 which cause the homogeneous broadening of the luminescence lines, and also investigated the temperature dependence of the frequency shift of a $Dy^{2+}:CaF_2$ cw laser in the vicinity of 78K. It is shown that the broadening of the luminescence line (the transition $7T_1(2) \rightarrow 8T_2(2)$) is determined essentially by the lifetime of the lower level $8T_2(2)$, since the probability of the nonradiative transition from this level is of the order of 10^{10} sec^{-1} . The nonradiative transitions from the lower level, $8T_2(2) \rightarrow 8G(2)$ and $8T_2(2) \rightarrow 8T_1(1)$,

Card 1/2

AF6032472

determined in the harmonic approximation by perturbation theory, had probabilities 6.61×10^9 and $7.13 \times 10^9 \text{ sec}^{-1}$, respectively at 0°K . The temperature dependence of the shift of the cw frequency, measured by means of a Fabry-Perot interferometer with a procedure described earlier (DAN SSSR v. 161, 806, 1965), is found to correspond to a shift of $0.0095 \pm 0.0025 \text{ cm}^{-1}$ per degree, which is approximately double the value calculated from the change in the crystal field with changing temperature. The discrepancy is attributed to the fact that the point-charge model of the crystal field is not a good approximation for $\text{Dy}^{2+}:\text{CaF}_2$. Orig. art. has: 2 figures, 4 formulas, and 1 table.

SUB CODE: 20/ SUBM DATE: 05Apr66/ ORIG REF: 004/ OTH REF: 004/ ATD PRESS: 5100

DOLLEZHAER, M. G.; MORGUNOV, N. G.; KRYUKOV, K. A.; MITYAYEV, Yu. I.; KNYAZEVA, G. D.; ZVEREVA, G. A.;
APPROVED FOR RELEASE: Thursday, September 26, 2002
EMERGENCY
CIA-RDP86-00513R002005710010-8
CIA-RDP86-00513R002005710010-8

"Development of superheating power reactors of Beloyarsk nuclear power station
(BAES) type."

report submitted for 3rd Intl Cong, Peaceful Uses of Atomic Energy, Geneva,
31 Aug 64-9 Sep 64.

ZVEREVA, G.I.

Amount of ascorbic acid in local varieties of vegetables and
some wild plants. Vop.pit.21 no.3:84-86 My-Je '62.

1. Iz laboratorii Irkutskoy oblastnoy sanitarno-epidemiologicheskoy stantsii. (MIRA 15:10)

(ASCORBIC ACID)
(IRKUTSK PROVINCE--PLANTS--CHEMICAL ANALYSIS)

ZVEREVA, G.V., prof.; OLESKIV, V.N., assistant; ZINCHENKO, L.G., veteri-
narnyy vrach

Etiology of mastitis in cows. Veterinariia 41 no.5:77-78
My '64.

(MIRA 18:3)

1. L'vovskiy zooveterinarnyy institut.

"Electron-microscopic and biochemical investigations of stored bull semen."

report submitted to 5th Intl Cong, Animal Reproduction & Artificial Insemination,
Trent, Italy, 6-13 Sep 64.

ZVEREVA, G.V., professor.

P.A. Voloskov's "Methods of investigating the reproductive capacity of male and female farm animals." Reviewed by G.V. Zvereva. Veterinaria 31 no.11:59-60 N 154. (MLRA 7:11)

**1. Zaveduyushchiy kafedroy akusherstva L'vovskogo veterinarno-
-seatekhnicheskogo instituta.
(REPRODUCTION) (VOLOSKOV, P.A.) (VETERINARY RESEARCH)**

ZVEREVA, G.V. Professor (L'vov)

"Something New in the Treatment of Trichomoniasis"

Report given at 13th Inter-VUZ (Higher Educational Insts.) Scientific-Industrial Conference, held February, 1956 at Kiev Vet Inst.

ZVEREVA, G.V., prof.

"Retention of the placenta in cows" by I.F.Zaianchkovskii.
Veterinariia 36 no.10:83-85 0 '59. (MIRA 13:1)
(Veterinary obstetrics)

ZVEREVA, G.V., prof.; OMEL'CHAK, N.P., aspirant; TIKHONOV, N.M., aspirant

Methods for intravital examination of ovaries in cows. Veterinariia
42 no.7:81-82 J1 '65. (MIRA 18:9)

1. L'vovskiy zooveterinarnyy institut.

ZVEREVA, G.Ye.; KAPUSTIN, A.P.

Measurement of ultra-acoustic parameters in liquid-crystalline
cholesterol capriate. Akust. zhur. 10 no.1:122-123 '64.
(MIRA 17:5)

1. Moskovskiy oblastnoy pedagogicheskiy inatitut imeni Krupskoy.

S/275/63/000/001/028/035
D4 13/D308

AUTHORS: Zvereva, G. Ye. and Kapustin, A. P.

TITLE: The behavior of liquid-crystalline p-azoxyphenetole
in ultrasonic and electric fields

PERIODICAL: Referativnyy zhurnal, Elektronika i yeye primeneniye,
no. 1, 1963, 12, abstract IV 88 (In collections: Pri-
meneniye ul'trakust. k issled. veshchestva, no. 15,
M., 1961, 69-74)

TEXT: An experimental study of a liquid-crystalline substance
(p-azoxyphenetole) in electric and ultrasonic fields has shown that
the electrostatic field causes motion of the substance in the di-
rection of the field, while the ultrasonic field gives rise to a de-
finite orientation of the molecules of the substance. 5 references.
/Abstracter's note: Complete translation./

Card 1/1

ACC NR: AR6013713

SOURCE CODE: UR/0058/65/000/010/1074/1074

AUTHOR: Zvereva, G. Ye.; Kapustin, A. P.

TITLE: Investigation of the absorption of ultrasound in liquid-crystal n'n-nonoxy-
benzaltoluidine ↑

SOURCE: Ref. zh. Fizika, Abs. 10Zh497

REF SOURCE: Sb. Primeneniye ul'traakust. k issled. veshchestva. Vyp. 20. M., 1964,
87-93

TOPIC TAGS: ultrasound absorption, organic crystal, liquid crystal, phase transition,
temperature dependence, ultrasonic velocity

ABSTRACT: A pulsed method was used to measure the absorption of sound in n'n-nonoxy-
benzaltoluidine in the frequency range 2-15 Mcs and in the temperature interval 80-70C,
including the region of the following phase transitions: isotropic liquid - nematic
liquid crystal (phase transition 1) and nematic - smectic liquid crystal (phase transi-
tion 2). The ultrasound propagation velocity was measured by an interference method
at 2.2 Mcs in the temperature interval 80-70C. In the isotropic liquid, far from the
phase transition 1, the velocity decreases linearly with increasing temperature. Near
the temperature of the phase transition 1, the velocity begins to decrease and reaches
a minimum value at 75.5C. With further decrease in temperature, the ultrasound veloci-
ty increases. The appearance of the smectic modification influences the slope of the
curve. The experimental data on the absorption of ultrasound are discussed on the

Card 1/2

L 45532-66

ACC NR: AR6013713

0

basis of the relaxation theory. Ye. Sheludyakov. [Translation of abstract]

SUB CODE: 20

ms
Card 2/2

AUTHOR: Zvereva, G. Ye.; Kapustin, A. P. 15

TITLE: Investigation of the absorption of ultrasound in liquid-crystal cholesterylcapri-
nate

SOURCE: Ref. zh. Fizika, Abs. 5E47

REF. SOURCE: Tr. 1-y Mezhvuz. nauchn. konferentsii po primeneniyu molekul. akust. k
issled. veshchestva i v nar. kh-ve. Tashkent, 1964, 85-92

TOPIC TAGS: liquid crystal, phase transition, ultrasound absorption

ABSTRACT: The authors measured the absorption of ultrasound (α) in cholesterylcapri-
nate, which has a cholesteric modification when heated and a smectic modification when
cooled. The measurements were made by a pulse method in the frequency region 2 -- 15
Mc at temperatures 72 -- 91C. An absorption maximum was observed near the phase
transition between the isotropic liquid and the cholesteric crystal (phase transition
I). In the cholesteric modification α/v^2 decreases smoothly with decreasing tempera-
ture, and then drops sharply near the phase transition from the cholesteric to the
smectic crystal (phase transition II). The abrupt variation of α/v^2 is due to the
appearance of the smectic modification. With increasing frequency, α/v^2 decreases,
and the cholesteric and smectic states tend to equalize in an isotropic liquid. A

L 08364-87

ACC NR: AR6028139

discussion of the experimental data was carried out from the point of view of relaxation theory. It is assumed that the relaxation is connected with reorientation of molecule groups in the ultrasonic field. The experimentally observed growth of the excitation time with decreasing temperature confirms its proportionality to the size of the molecule groups. In the liquid-crystal state, the relaxation process is due to reorientation of the boundary molecules of the swarm, which is not rigid formation. The investigation confirms the existence of swarms as thermodynamically stable formations in liquid crystals. I. Nikolayeva. [Translation of abstract]

SUB CODE: 20

Card 2/2 nst

~~ZVEREVA, G.D.~~

Results of testing the VIS-2 dryer. Khleb.1 kond.prom. 1 no.6:14-16
Je '57. (MIRA 10:8)

1.Rostglavmakoronprom.
(Drying apparatus)

Fluid Dynamics

Determination of the momentum of force of a mass of compressible fluid acting on a wing of a plane at stationary flow., Uch. zapl. Mosk. un., no. 152, 1951.

Monthly List of Russian Accessions, Library of Congress, May 1952. Unclassified.

ZVEREVA, K. V.

"Data on a Study of the Condition of Blood Vessels in Myocardial Infarction." Cand Med Sci, Gor'kiy State Medical Institute S. N. Kirov, Gor'kiy, 1955. (KL, No 8, Feb 55)

SO: Sum. No. 631, 26 Aug 55 - Survey of Scientific and Technical
Dissertation Defended at USSR Higher Educational Institutions.
(14)

ZVEREVA, K.D.

Opredelenie momenta sily vozdeistviia massy szhimaemoi zhidkosti na krylo v sluchae ploskogo ustanovivshegosia techeniia. (Moscow. Universitet. Uchenye zapiski, 1951 no. 152; Mekhanika, v.3, p. 187-201)

Title tr.: Determination of the moment of acting force of a compressible fluid mass upon a wing in the presence of plane steady fluid.

Reviewed by J. H Giese in Mathematical Reviews, 1953, v. 14, no. 6, p. 599.

Q60.M668 1951, no. 152

SO: Aeronautical Sciences and Aviation in the Soviet Union, Library of Congress, 1955

ZVEREVA, K.D., dotsent, kandidat fizike-matematicheskikh nauk.

Bending thin slabs of varying thickness. Trudy MBI no.17:47-53
'55. (MLRA 9:7)

1.Kafedra teoreticheskoy mekhaniki.
(Elastic plates and shells)

SOKOLOV, Aleksandr Pavlovich, kand.tekhn. nauk, dots.; ZUREVA,
K.D., kand. fiz.-matem.nauk, dots., red.;

[Spherical motion of a solid and elements of the theory of
the gyroscope] Sfericheskoe dvizhenie tverdogo tela i ele-
menty teorii giroskopa. Moskva, M-vo vysshego i srednego
spetsial'nogo obrazovania RSFSR, 1961. 97 p. (MIRA 16:6)
(Motion) (Gyroscope)

Drug Trade

Production of medicines in enterprises of the meat industry. *Mias. ind.*, SSSR
23 no. 3, 1952.

9. Monthly List of Russian Accessions, Library of Congress, September ~~1952~~ ¹⁹⁵² Uncl.

GUROV, V.,

INOZEMTSEVA, M.

Drug Trade

Production of medicines in enterprises of the meat industry. Mias, ind. SSSR 23 no. 3, 1952

~~SECRET~~ ~~TOP SECRET~~ ~~SECRET~~ ~~TOP SECRET~~
GURBY, W., insheer, EVEREVA, L., insheer.

Insulin production. Mas.ind. SSSR 24 no.6:41-42 '53. (MIRA 6:12)

1. Glavnyaso.

(Insulin)

"Sur la synthese de l'acide l-ascorbique (vitamine C)." Maximov, V. I.; Mikonova, V. V.;
Lazarev, A. F.; Zvereva, L. A. (p. 936)

SO: Journal of General Chemistry
(Zhurnal Obshchei Khimii) 1939, Volume 9, #10

IDEL'SON, L.I.; KAFAROVA, D.D.; ZVEREVA, L.A.; GUDIM, V.I.

Urinary excretion of erythropoietin. Probl. gemat. i perel.
krovi 9 no.4:18-22 Ap '64. (MIRA 17:11)

1. Gruppya chlena-korrespondenta AMN SSSR prof. P.I. Yegorova
na baze Tsentral'noy klinicheskoy bol'nitsy Ministerstva putey
soobshcheniya i opytno-proizvodstvennoy laboratorii Vsesoyuznogo
instituta eksperimental'noy endokrinologii (dir. - prof. Ye.A.
Vasyukova), Moskva.

ZVEREVA, L. A.

V. I. MAKSIMOV, ZhOKh 9, 936-43, 1939

USITKOVA, Ye. P., inst.; ZVAREVA, L. I.

Increasing the wear resistance of hosiery made of mercerized cotton
yarn. Tekst. prom. 19 no. 6:42-43 Je '59. (MIRA 12:9)
(Hosiery, Cotton)

USSR/ Chemistry - Insecticides

Card 1/2 Pub. 40 - 13/27

Authors : Arbutov, B. A.; Alimov, P. I.; Zvereva, M. A.; Neklesova, I. D.; and Kurdina, M. A.

Title : Synthesis of certain organic derivatives of thiopyrophosphoric acid

Periodical : Izv. AN SSSR. Otd. khim. nauk 6, 1038-1041, Nov-Dec 1954

Abstract : Experiments were conducted for the purpose of obtaining new insecticides of the thiopyrophosphoric acid series. Diethylthiophosphoric acid was synthesized by adding sulfur to diethylphosphorous acid in the presence of three different amines (triethylamine, pyridine and diethylaniline)-

Institution : Acad. of Sc., USSR, Kazan Branch, The A. E. Arbutov Chemical Institute

Submitted : January 16, 1954

Card 1/1 Pub. 40 - 14/27

Authors : Arbuzov, B. A.; Alimov, P. I.; and Zvereva, M. A.

Title : Synthesis of certain N-substituted amides of diethylphosphoric acid

Periodical : Izv. AN SSSR. Otd. Khim. nauk 6, 1042-1046, Nov-Dec 1954

Abstract : Two methods are described for the synthesis of amides of diethylphosphoric and diethylphosphorous acids in which the hydrogens of the amide group are replaced by different acid radicals. The derivation of certain N-substituted amides of diethylphosphoric acid from the reaction of halides with sodium derivatives of methylamide of diethylphosphoric acid is announced. The physico-chemical characteristics of the amides are listed. Two references: 1 USA and 1 German (1910-1950). Table

Institution : Acad. of Sc., USSR, Kazan Branch, The A. E. Arbuzov Chemical Institute

Submitted : January 16, 1954

ARBUZOV, B.A.; RIZPOLOZHENSKIY, N.I.; ZVEREVA, M.A.

Esters of ethylphosphinous acid and some transformations of these esters. Report No. 7. Mixed anhydrides of ethylphosphinous and dialkyl phosphorous acids; anhydride of ethylphosphinous and isopropoxyethylphosphinous acids. Methyl ester of ethyldithiophosphinous acid. Izv. AN SSSR Otd. khim. nauk no. 2:179-186 P '57.

(MLHA 10:4)

1. Khimicheskiy institut im. akad. A. Ye. Arbusova, Kazanskogo filiala Akademii nauk SSSR.

(Phosphinous acid)

"Esters and Ester Amides of Phosphoric, Thiopyrophosphoric, Dithiotriphosphoric Acids and Some of Their Properties (Efiry i efiroamidy fosfornoj, tiopirofosfornykh, ditiotrifosfornoj kislot i ikh nekotoryye svoystva)

• Chemistry and Uses of Organophosphorous Compounds
(Khimiya i primeneniye fosfororganicheskikh soedinenij),
Trudy of First Conference, 8-10 December 1955, Kazan,
pp. Published by Kazan Afil. AS USSR, 1957
164-175.

Report discussed by B. B. Shugayev (Minsk State Medical Institute) and K. S. Shadurskiy (Minsk State Medical Institute).

AUTHORS: Arbuzov, B. A., Rizpolozhenskiy, N. I., Zvereva, M. A. SOW/62-58-6-9/37

TITLE: The Esters of Ethyl-Phosphinic Acid and Some of Its Transformations (Efiry etilfosfinistoy kisloty i ikh nekotoryye prevrashcheniya) Communication 8. Mixed Anhydrides of Dialkyl-Phosphoric Acid, Ethyl-Phosphinic Acid, and Diethyl-Phosphinic Acid (Smeshannyye angidridy dialkilfosforistoy, etilfosfinistoy i dietilfosfinistoy kislot)

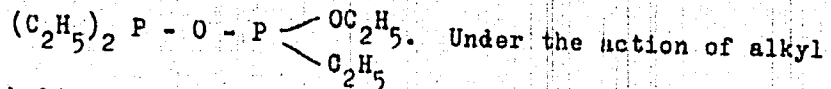
PERIODICAL: Izvestiya Akademii nauk SSSR, Otdeleniye khimicheskikh nauk, 1958, Nr 6, pp. 706-712 (USSR)

ABSTRACT: Kosolapov and Watson (Uotson) (Ref 1) were the first to obtain anhydrides of di-n.-propylic and di-n.-butyl phosphinic acid as a result of the action of the chlorine anhydride of dialkyl phosphinic acid upon the esters of this acid. Later, the same authors (Ref 2) obtained anhydrides of dimethyl- and diethyl phosphinic acid. In the present paper the authors describe the method of obtaining mixed anhydrides of the type

(Et)₂P - O - P(OH)₂ (R=C₂H₅; C₃H₇-n; C₃H₇-i)₄

Card 1/3
2

The Esters of Ethyl-Phosphinic Acid and Some of Its Transformations. Communication 8. Mixed Anhydrides of Dialkyl-Phosphoric Acid, Ethyl-Phosphinic Acid, and Diethyl-Phosphinic Acid. SOV/62-58-6-9/37



halides brought to bear upon the mixed anhydrides tetraalkylhalidephosphonium is formed. Under the action of sulphur the mixed anhydrides combine only with a sulphur atom (and sulphur combines with phosphorus which contains 2 ethyl radicals). There are 2 tables and 3 references,

ASSOCIATION: Khimicheskiy institut im. A. Ye. Arbuzova, Kazanskogo filiala AN SSSR (Chemical Institute imeni A. Ye. Arbuzov Kazan' Branch, AS USSR)

SUBMITTED: December 21, 1956

Card 2/8

✓

5(3)

SOV/62-59-2-32/40

AUTHORS:

Rizpolozhenskiy, N. I., Zvereva, M. A.

TITLE:

β,β -Dichloro-vinyl Ester Derivatives of Ethyl Phosphinic Acid
(Proizvodnyye β,β -dikhlorvinilovogo estira etilfosfinovoy kisloty)

PERIODICAL:

Izvestiya Akademii nauk SSSR, Otdeleniye khimicheskikh nauk,
1959, Nr 2, pp 358-360 (USSR)

ABSTRACT:

In the present paper the interaction of chloral with alkyl and dialkyl phosphinic acid derivatives was investigated as well as the physiological activity of derivatives of the β,β -dichloro-vinyl esters of ethyl phosphinic acid. The reaction of chloral with the following compounds was investigated: $C_2H_5P(OR)_2$,

where OR = OCH_3 ; OC_2H_5 ; OC_3H_7-n ; OC_3H_7-i ; OC_5H_{11-n} ; $OCH_2C_6H_5$;

$(C_2H_5)_2POR$ and $C_2H_5P \begin{matrix} N(R')_2 \\ \backslash \\ OR \end{matrix}$, where $R' = CH_3$ and C_2H_5 ; OR = OCH_3 .

Corresponding β,β -dichloro-vinyl ester derivatives of the ethyl phosphinic acid were obtained. The principal physico-chemical constants and analyses of the compounds obtained are given in

Card 1/2

SOV/62-59-2-32/40

β,β -Dichloro-vinyl Ester Derivatives of Ethyl Phosphinic Acid

table 1. Preliminary investigations of the physiological activity of some of these compounds were carried out at the Physiological Laboratory KFAN USSR under the supervision of I. D. Neklesova. It was proved that they are physiologically highly active. In the course of the investigation the esters of the ethyl phosphinic acid not yet described were synthesized in addition. They were obtained according to a method previously described (Ref 5). The principal constants of these esters are listed in table 2. There are 2 tables and 5 references, 3 of which are Soviet.

ASSOCIATION: Khimicheskiy institut im. A. Ye. Arbuzova Kazanskogo filiala AN SSSR (Institute of Chemistry imen: A. Ye. Arbuzov of the Kazan' Branch, AS USSR)

SUBMITTED: July 12, 1958

Card 2/2

5-3630

2209, 1153, 1261

84852

S/062/60/000/010/005/018
B015/B064

AUTHORS: Arbuzov, B. A., Vinogradova, V. S., and Zvereva, M. A.

TITLE: Esters of β -Ketophosphinic Acids Information 6. Products of
the Reaction of Chloro- γ and Bromo Acetones With the Diethyl
Ester of Ethyl Phosphinous Acid and With the Sodium Salt of
the Monoethyl Ester of Ethyl Phosphinous Acid

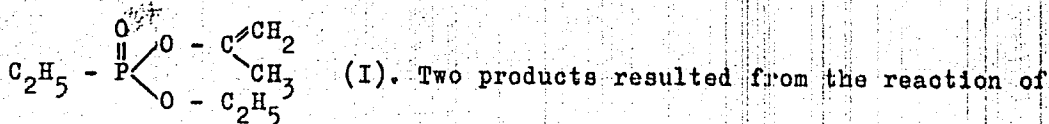
PERIODICAL: Izvestiya Akademii nauk SSSR. Otdeleniye khimicheskikh nauk,
1960, No. 10, pp. 1772-1778

TEXT: The investigations mentioned in the title were carried out to
determine the effect of an exchange of an ethyl radical directly bound to
phosphorus for the ethoxyl radical in triethyl phosphite, or in diethyl
phosphorous sodium. The reaction between chloroacetone and the diethyl
ester of ethyl phosphinous acid led to the mixed ethyl isopropenyl ester
of ethyl phosphinous acid: X

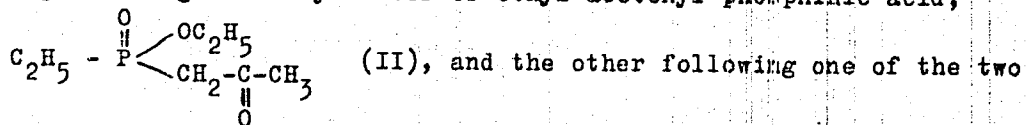
84852

Esters of β -Ketophosphinic Acids. Information
6. Products of the Reaction of Chloro- and
Bromo Acetones With the Diethyl Ester of
Ethyl Phosphinous Acid and With the Sodium
Salt of the Monoethyl Ester of Ethyl
Phosphinous Acid

S/062/60/000/010/005/018
B015/B064



bromo acetone with the diethyl ester of ethyl phosphinous acid, and it was found that one of them corresponded to ester (I), and the other product was a mixture yielding two substances after distillation, one representing the ethyl ester of ethyl acetyl phosphinic acid, X



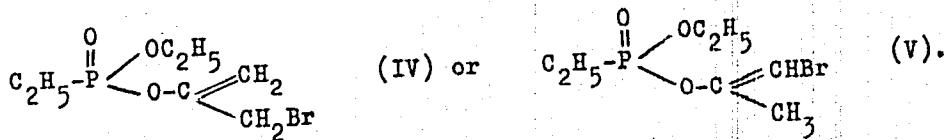
formulas:

Card 2/5

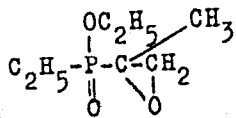
84852

S/062/60/000/010/005/018
 B015/B064

Esters of β -Ketophosphinic Acids. Information
 6. Products of the Reaction of Chloro- and
 Bromo Acetones With the Diethyl Ester of
 Ethyl Phosphinous Acid and With the Sodium
 Salt of the Monoethyl Ester of Ethyl
 Phosphinous Acid



It is, however, necessary to carry out further investigations to verify one of the two last-mentioned formulas. The reaction between chloroacetone and the sodium salt of the monoethyl ester of ethyl phosphinous acid leads to the ethyl ester of ethyl epoxy isopropyl phosphinic acid:



(VI). The Raman spectra (obtained from an ИСП-51)

Esters of β -Ketophosphinic Acids. Information
6. Products of the Reaction of Chloro- and
Bromo Acetones With the Diethyl Ester of
Ethyl Phosphinous Acid and With the Sodium
Salt of the Monoethyl Ester of Ethyl
Phosphinous Acid

3/062/60/000/010/005/018
B015/B064

(ISP-51) spectrograph) and the ultraviolet absorption spectra (obtained from an $C\phi -4$ (SF-4) quartz spectrophotometer) of the substances obtained, which have hitherto not been described in the literature, and corresponding steps of preparation are given. It is stated that the reactions investigated by the authors proceed in the same directions as those of triethyl phosphite and diethyl phosphorous sodium (Ref. 1). There are 2 figures and 9 references: 5 Soviet, 2 US, 1 British, and 1 German.

ASSOCIATION: Nauchno-issledovatel'skiy institut im. A. M. Butlerova
Kazanskogo gosudarstvennogo universiteta (Scientific
Research Institute imeni A. M. Butlerov of Kazan' State
University). Khimicheskiy institut im. A. Ye. Arbuzova
Kazanskogo filiala Akademii nauk SSSR (Chemical Institute
imeni A. Ye. Arbuzov of the Kazan' Branch of the Academy of
Sciences USSR)

Esters of β -Ketophosphinic Acids. Information
6. Products of the Reaction of Chloro- and
Bromo Acetones With the Diethyl Ester of
Ethyl Phosphinous Acid and With the Sodium
Salt of the Monoethyl Ester of Ethyl
Phosphinous Acid

SUBMITTED: May 16, 1959

84852

S/062/60/000/010/005/018
B015/B064

X

ABUZOV, B.A.; VINOGRADOVA, V.S.; ZVEREVA, M.A.

Esters of β -keto phosphonic acids. Report No.7: Products of the reaction of α -chlorocyclohexanone with diethyl ester of ethylphosphonous acid and the sodium salt of the monoethyl ester of ethylphosphonous acid. Izv. AN SSSR.Otd. khim. nauk no.11:1981-1984 N '60.
(MIRA 13:11)

1. Khimicheskiy institut Kazanskogo filiala AN SSSR i Khimicheskiy institut im. A.M.Butlerova Kazanskogo universiteta im. V.I.Ul'yanova-Lenina.
(Cyclohexanone) (Phosphonous acid)

ACC NR: AP6012027 NO/XX/XX

SOURCE CODE: UR/0020/65/160/004/0826/0828

AUTHOR: Vizel', A. O.; Zvereva, M. A.; Ivanovskaya, K. M.; Studentsova, I. A.; Dunayev, V.-G.; Berim, M. G. 41
40
B

ORG: Institute of Organic Chemistry, AN SSSR, Kazan' (Institut organicheskoy khimii AN SSSR); Kazan' Medical Institute, Kazan' (Kazanskiy meditsinskiy institut)

TITLE: Synthesis and some properties of phosphacyclopentene Derivatives 1

SOURCE: AN SSSR. Doklady, v. 160, no. 4, 1965, 826-828

TOPIC TAGS: organic synthetic process, toxicology, mouse, ester, antibiotic

ABSTRACT: Esters of cyclophosphinic acid were synthesized by reaction of 1-oxo-1-bromo-3-methylphosphacyclopentene-2 with corresponding alcohols in the presence of triethylamine in ether solution. Two acids were prepared by saponification of the corresponding acid bromides and recrystallized from acetone. One methyl ester was prepared by reaction of 2-oxo-2-chloro-3,3,5-trimethyl-1-oxaphosphacyclopentene-4 with methanol in the presence of triethylamine. Toxicity studies were run on white mice according to the Berens method; most of the compounds studied gave a monotypic picture of poisoning, similar to the action of narcotics. Lethal doses of the compounds studied produced a sharp inhibition and stoppage of respiration. The toxicity of the esters was found to increase with increasing length of the hydrocarbon radical. The action of the preparations was reversible, and after the mice awoke there was no effect on their general conditions. The preparations were also investigated in vitro in 1:100 and 1:1000 dilutions on seven species of pathogenic microbes. The two free acids studied exhibited

ACC NR: AP6012027

ited the broadest range of antimicrobial⁶ action. This paper was presented by Academician B. A. Arbuzov on 27 July 1964. Orig. art. has: 3 tables. [JPRS]

SUB CODE: 06, 07 / SUBM DATE: 22Aug64 / ORIG REF: 006 / OTH REF: 007

Card 2/2 BK

"APPROVED FOR RELEASE: Thursday, September 26, 2002 CIA-RDP86-00513R0020065710010-8
APPROVED FOR RELEASE: Thursday, September 26, 2002 CIA-RDP86-00513R0020065710010-8
LUNAYEV, V.G.; BERIM, M.G.; OVA, I.A.; LUNAYEV, V.G.;

Synthesis and certain properties of phosphacyclopentene derivatives.
Dokl. AN SSSR 160 no.4:826-828 F '65.

(MIRA 18:2)

1. Institut organicheskoy khimii AN SSSR i Kazanskiy meditsinskiy
institut.

RIZPOLOZHENSKIY, N.I.; BOYKO, L.V.; ZVEREVA, M.A.

Synthesis of glycidyl esters of phosphorus acids. Dokl.
AN SSSR 155 no. 5:1137-1139 Ap '64. (MIRA 17:5)

1. Khimicheskiy institut im. A.Ye.Arbutova Kazanskogo filiala
AN SSSR. Predstavleno akademikom B.A.Arbutovym.

ARBUZOV, B.A., akademik; VIZEL', A.O.; ZAIKONNIKOVA, I.V.; STUDENTSOVA, I.A.;
DUNAYEV, V.G.; ZVEREVA, M.A.; IVANOVSKAYA, K.M.

Organophosphorus compounds of low toxicity. Dokl. AN SSSR 165
no.1:91-94 N '65. (MIRA 18:10)

1. Institut organicheskoy khimii AN SSSR, Kazan', i Kazanskiy
gosudarstvennyy meditsinskiy institut.

USSR/Cultivated Plants - Fodder

M-6

Abs Jour : Ref Zhur - Biol., No 1, 1958, No 1620

Author : P.A. Kormshchikov, M.I. Zvereva
Inst : Not Given
Title : A New Concept of Plant Lignification

Orig Pub : Zhivotnovodstvo, 1956, No 11, 50-52

Abstract : Studies have been conducted on wheat, regneria and alfalfa in order to ascertain the degree of lignification in the various parts of plants depending on age. Methods of establishing the coefficient of lignification are presented, based on the fact that coarse feed is composed of two fractions, one soluble in water, and one unsoluble in water and in dilute acid solutions. Slight lignification originates prior to spiking in cereals, and budding in beans, but becomes stronger during their spiking and budding phases at the expense of the stems.

Card : 1/1

ZVEREVA, M.N., Cand Chem Sci — (diss) "Anion double decomposition
of zinc, cadmium, and lead and their separation from certain elements."
Len, 1959, 13 pp (Len Order of Lenin State Univ im A.A. Zhdanov)
150 copies (KL, 36-59, 112)

USSR/Analysis of Inorganic Substances

G-2

Abs Jour: Ref Zhur-Khimaya, No 6, 1957, 19616

Author : Yu. V. Morachevskiy, M. N. Zvereva, A. A. Kuznetsova

Inst : -

Title : Separation of Phosphate Ion from Some Cations with Anionites.

Orig Pub: Zavod. Laboratoriya, 1956, 22, No 10, 1170 - 1171

Abstract: It is proposed to use the anionites PE₅9 and EDE₅10 in Cl combination for separating PO₄⁻ from Al³⁺, Fe³⁺ and Ca²⁺. Some 50 ml of the solution (0.1 n. in reference to Cl⁻), containing ≤ 0.1 g of PO₄⁻ and Ca²⁺, Fe³⁺ and Al³⁺ are passed through an anionite column (1 cm in diameter, height of the layer

Card 1/2

- 94 -

NECHAY, N.A.; ZVEREVA, M.N.; GREKOVICH, T.M.

Reducing properties of ion exchangers. Vest. LGU 19 no.4:142-146
'64. (MIRA 17:3)

ZVEREVA, M.N.; SHIBAROV, V.N.

Separation of zinc, lead, and copper on an anionite. Vest. LGU
14 no. 4:145-148 '59. (MIRA 12:5)
(Metals--Analysis)