

S/126/63/015/002/025/033  
E193/E383

AUTHORS: Vasil'yev, D.M. and Plakhtiy, V.P.  
 TITLE: The effect of texture on the intensity of X-ray diffraction lines and the character of deformation of low-carbon steels in the yield-ledge range  
 PERIODICAL: Fizika metallov i metallovedeniye, v. 15, no. 2, 1963, 297 - 300

TEXT: The object of the present investigation was to obtain data on the effect of texture on the intensity of X-ray diffraction from steel subjected slight (1 to 2%) plastic deformation. The experiments were conducted on low-carbon steel specimens, hardened at 800 °C and tempered at 550 °C and then deformed plastically both in tension and in compression. Cylindrical specimens for X-ray measurements were cut from the test pieces in the direction normal to the direction of the applied stress. The degree of perfection of texture,  $0 \leq k \leq 1$ , was calculated from:

$$k = \frac{I_{\max} - I_{\min}}{I_{\max}}$$

Card 1/3

S/126/65/015/002/025/033  
E195/E383

The effect of ....

where  $I_{\max}$  and  $I_{\min}$  are the maximum and minimum values of the intensity of the (220) lines in the  $0 \leq \theta \leq 90^\circ$  range. The results are reproduced in Fig. 5, where  $k$  is plotted against the degree ( $\epsilon$ , %) of plastic deformation in tension (circles) and compression (dots). It will be seen that the formation of texture in the specimens studied had already occurred at the end of the yield range (after deformation of about 2% only). This indicates that the theory of the grain-boundary flow mechanism of yield cannot be correct. The formation of texture immediately after the end of the yield stage of deformation indicates that deformation takes place by intragranular slip. There are 5 figures and 1 table.

ASSOCIATION: Leningradskiy politekhnicheskii institut im.  
M.I. Kalinina (Leningrad Polytechnical Institute  
im. M.I. Kalinin)

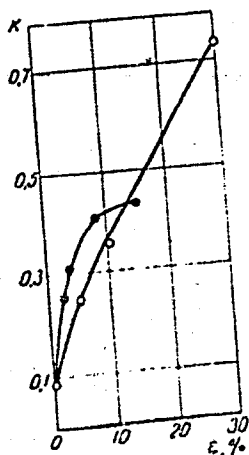
SUBMITTED: June 12, 1962

Card 2/3

S/126/63/015/002/025/055  
E193/E383

The effect of ....

Fig. 3:



Card 5/3

VASIL'YEV, D.M.; PLAKHTIY, V.P.; CHZHU TSZIN'-PEN [Chu Chin-p'eng]

X-ray study of the metal fatigue process. Fiz.met.i metalloved.  
15 no.4:605-611 Ap '63. (MIRA 16:6)

1. Leningradskiy politekhnicheskoy institut imeni M.I.Kalinina.  
(Steel--Fatigue)

(X rays--Industrial applications)

L 14299-63 EWP(q)/EWT(m)/BDS AFFTC/ASD JD  
ACCESSION NR: AP3000104 S/0126/63/015/004/0605/0611

AUTHORS: Vasil'yev, D. M.; Plakhtiy, V. P.; Cha Ch'in P'eng

61  
57

TITLE: X-ray investigation of metal fatigue process

SOURCE: Fizika metallov i metallovedeniye, v. 15, no. 4, 1963, 605-611

TOPIC TAGS: metal fatigue, x-ray investigation

ABSTRACT: Soft steel samples were subjected to rhythmic tension-compression stresses in a pulsator. The intensity variation of the line (220) at loads larger and smaller than the fatigue limit was studied. These experimental conditions caused the development of an axial texture only. The relation between the texture development and the intensity of the (220) line are illustrated graphically. The authors conclude that steel samples with a weak initial tension texture develop a strong tension texture. This process starts with loads 10% smaller than the fatigue limit. The magnitude of the intensity variation and its sign depend on the experimental procedure and on the initial texture. Apparently the variation in the x-ray line intensities can be used as a rough approximation of the danger point in metal fatigue. The plastic deformation under a cyclic load results in the development of a strong texture, equivalent to a 10% order tension. This process is not

Card 1/2

L 14299-63

ACCESSION NR: AP3000104

associated with the macroscopic changes in the sample or with the distortion of separate grain contours. Experiments in which the texture influence was excluded showed that the effect of extinction and of submicrodistortion can be neglected. The authors express their appreciation to B. I. Smirnov for his participation in the discussion concerning the experimental materials and to P. O. Bol'shakov for his help with the experiments. N. N. Davidenkov (deceased) participated in the discussion of the experimental materials. Orig. art. has: 6 figures and 1 formula.

ASSOCIATION: Leningradskiy politekhnicheskij institut im. M. I. Kalinina (Leningrad Polytechnic Institute)

SUBMITTED: 12Jun62

DATE ACQ: 12Jun63

ENCL: 00

SUB CODE: PH

NO REF SOV: 014

OTHER: 002

Card 2/2

VASIL'YEV, D.M.; GLAZUNOVA, V.K.

X-ray investigation of residual stresses in tin coatings.  
Izv. vys. ucheb. zav.; Chern. met. 8 no.9:151-154 '65.  
(MIRA 16:9)

1. Leningradskiy politekhnicheskii institut.

VASIL'YEV, D.M.

Methods for radiographic measurement of stresses. Zav. lab. 31 no.8:  
972-978 '65. (MIRA 18:9)



VASIL'YEV, D.N.

Chemical Abstracts  
May 25, 1954  
Cellulose and Paper

6  
Paper for vulcanized fiber. D. N. Vasil'ev. *Bumash. Prom.* 25, No. 5, 32-5(1950).—Manuf. of paper suitable for the prepn. of vulcanized fiber is discussed in detail. Raw materials necessary for the process, their compn., and their purification are described. Elizabeth Barabash

VASIL'YEV, D.N., inzh.

New design of heat regenerator systems. Bum. prom. 38 no.11:28  
N '63. (MIRA 17:1)

1. Gosudarstvennyy institut po proyektirovaniyu predpriyatiy  
tsellyuloznoy i bumazhnoy promyshlennosti.

ACC NR: AP6015713 (A,N) SOURCE CODE: UR/4013/66/000/009/0126/0126

INVENTOR: Vasil'yev, D. P.; Vitozhents, E. V.; Chernetsov, I. B.; Berlin, V. B.;  
Mosenkov, V. N.

ORG: None

TITLE: Direct rpm controller for low-power gas turbine engines. Class 46, No. 181448 [announced by the Central Scientific Research and Design Institute of Vehicle and Stationary Engine Fuel Equipment (Tsentral'nyy nauchno-issledovatel'skiy i konstruktorskiy institut toplivnoy apparatury avtotraktornykh i statsionarnykh dvigateley)]

SOURCE: Izobreteniya, promyshlennyye obraztsy, tovarnyye znaki, no. 9, 1966, 126

TOPIC TAGS: speed regulator, gas turbine engine

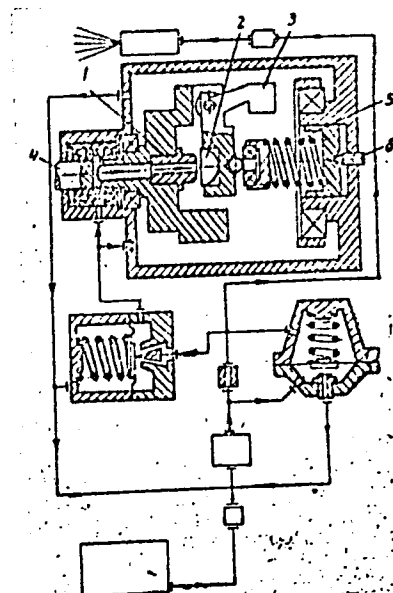
ABSTRACT: This Author's Certificate introduces: 1. A direct rpm controller for low-power gas turbine engines. The unit contains an actuating mechanism made in the form of a nozzle which interacts with a flat valve located in the arm of a balanced spring-loaded centrifugal weight mounted on the cross connection of the power shaft. Construction is simplified and friction is reduced by locating the nozzle and the fuel channel in the power shaft. 2. A modification of this device which may be adjusted during engine operation by using a spring which acts on a lever and is equipped with a screw for varying tension.

UDC; 621,438-531,6-552,9

Card 1/2

ACC NR: AP6015713

1--nozzle; 2--flat valve; 3--weight;  
4--power shaft; 5--spring; 6--screw



SUB CODE: 13, 21/ SUBM DATE: 04May64

Card 2/2

VASIL'YEV, D. S., Cand Agr Sci -- (diss) "Ambrosia Artemisiaefolia  
and Measures for Combatting It in Krasnodarskiy Kray." Krasnodar,  
1957. 15 pp (Min of Agriculture USSR, Kuban Agricultural Inst),  
110 copies (KL, 47-57, 89)

48

VASIL<sup>Y</sup>EV, D. S., Cand Geol-Min Sci -- (diss) "Influence of neotectonic movements on the development of abrasion and petroleum gas manifestation in the northeastern Black Sea region." Sochi, 1960. 33 pp; 2 pages of tables; (Rostov State Univ); 150 copies; price not given; (KL, 17-60, 144)

PANCHENKO, A. Ya., kand.sel'skokhozyaystvennykh nauk; VASIL'YEV, D.S.,  
kand.sel'skokhozyaystvennykh nauk

Science offers inexhaustible possibilities for increased pro-  
duction. Zemledelis 23 no.4:33-39 Ap '61. (MIRA 14:3)  
(Agricultural research)

VASIL'YEV, D.S., Cand Geol-Min Sci — (disc) "Abrasion of <sup>the</sup> Black  
Sea coast of <sup>the</sup> Caucasus and evaluation of the petroleum and gas  
bearing ~~prospects~~ <sup>prospects</sup> of this region." Sochi, 1959. 27 pp with  
~~diagrams~~ <sup>diagrams</sup>; 2 sheets of tables (Rostov state U). 150 copies  
(IL, 39-59, 102)

20



N

USSR / Weeds and Weed Control.

Abs Jour : Ref Zhur - Biologiya, No 1, 1959, No. 1933  
Author : Vasil'yev, D. S.  
Inst : ~~Not given~~  
Title : Methods of Controlling Common Ragweed  
Orig Pub : S.-kh. Kubani. Inform. byul., 1957, No 1, 38-48

Abstract : Presowing tillage and the cutting of the mass shoots of these weeds drastically reduced contamination of sunflowers and corn by ragweed. A dosage of 2 kg/hectare of 2,4-D, applied before corn sprouts appeared, reduced ragweed contamination on the fields by 87.6%, and the corn yield increased 6.5 centner/hectare. The best dosage for spraying of the corn sprouts was 0.8 kg/hectare. Higher doses of 2,4-D had an adverse effect on the corn and lowered the

Card 1/2

3

USSR / Woods and Weed Control.

N

Abs Jour : Ref Zhur - Biologiya, No 1, 1959, No. 1933

harvest. Burning the left-over stalks after reaping the badly contaminated cultivated plants was an extremely good prophylactic measure. Spring occupancy of partially fallow land was an effective means of coping with contamination of the soil with ragweed seeds. Ragweed was suppressed best of all with 2,4-D on untreated lands. For its complete suppression 2 kg/hectare were sufficient. Later on (from the stage of 2-3 pairs of leaves), resistance of the plants to the herbicide increased, and the killing dosages were increased to 2.5 kg/hectare. -- L. D. Stonov

Card 2/2

USSR/Weeds and Their Control.

N.

Abs Jour : Ref Zhur - Biol., No 15, 1953, 60461

Author : Vasil'yev, D.S.

Inst : All-Union Scientific Research Institute of Oil and Essential Oil Bearing Crops.

Title : Weed Control in the Pre-Sowing Period.

Orig Pub : Byul. nauchno-tekhn. inform. Vses. n.-i. in-t maslichn. i efiromaslichn. kul'tur, 1957, No 3, 12-14.

Abstract : Experiments made at the All-Union Scientific Research Institute of Oil and Essential Oil Bearing crops and in the kolkhozes of the Adygey Autonomous Oblast' have demonstrated that when earlier sowing dates are used for sunflowers (the last third of April) and corn (the second third of May), and the fields are cultivated before sowing, the hibernating weeds (pan-weed, *Thlaspi arvense*)

Card 1/2

USSR/Weeds and Their Control.

N.

Abs Jour : Ref Zhur - Biol., No 15, 1958, 68461

tares, blue burr (*Lappula eclimata*) and spring weeds (wild turnip, black bindweed, bearded oat) are destroyed, the yield of sunflower seed increases by 2.8 centners per hectare, that of corn seed by 7.2 centners/hectare, and the labor expenditure on weeding is reduced. -- V.A. Astaf'yeva

Card 2/2

- 4 -

VASIL'YEV D S

USSR/Weeds and Weed Control

II

Abstr Jour : Ref Zhur - Biol., No 9, 1958, No 39611

Author : Knott S.A., Vasil'ev D.S.

Inst : Institute of Olive and Olive-Essential oil-bearing Crops of  
the Adygey Autonomous Oblast

Title : Control of Wormwood-Leafed Ragweed by Chemical Method

Orig Pub : Kukuruz, 1957, No 6, 43-44

Abstract : Field experiments showed that the spraying of corn sowings by soda salt 2,4-D in doses 2 kg/ha six days before the appearance of sprouts or 0.6 - 0.8 kg after this appearance destroys 76-95 percent of the malignant wormwood-leafed ragweed, thus increasing the yield of corn considerably. This study was conducted in 1954-1956 by the Institute of olive and olive-essential oil-bearing crops in the kolkhozes of the Adygeysh autonomous oblast. -- N.N. Sokolov.

Card : 1/1

COUNTRY : USSR N  
CATEGORY : Weeds and Weed Control.  
ABS. JOUR. : RZhBiol., No. 3, 1959, No. 11209  
AUTHOR : Vasil'yev, D. S.  
INST. : ~~\_\_\_\_\_~~  
TITLE : Common Ragweed (*Ambrosia artemisiifolia*) in Krasnodar  
Kray.  
ORIG. PUB. : Vestn. s.-kh. nauki, 1958, No. 5, 135-136.  
ABSTRACT : In the experiments carried out during 1954-1957, the  
ripe seeds of the common ragweed (*Ambrosia artemisiifolia*)  
were kept in the granary, in the laboratory and in  
the soil after having been collected in October. After  
definite intervals of time, the seeds were sprouted  
while exposed to light at 18-22°. In November and Dec-  
ember, the seeds had not yet germinated regardless of  
the conditions of their storage. In January, the seeds  
kept in the soil began to germinate (10-12%); in the  
second of February their germination reached 18-20%.

CARD: 1/3

COUNTRY :  
CATEGORY :

ABS. JOUR. : RZhBiol., No. 1959, No. 11209

AUTHOR :  
INST. :  
TITLE :

ORIG. PUB. :

ABSTRACT : In the first ten days of April, the germination rose to 74-88% and by the end of the month - to 95% while at the same time the vigor of the sprouting of the seeds rose considerably. In the soil, favorable conditions are combined for the post-harvest completion of the maturation of the seeds and their preparation for sprouting. In the southern and central regions of Krasnodar Kray, the sowing of sunflowers on the weed-contaminated fields should be done in the third ten days of April and the the planting of corn - in the second third of May after

CARD: 2/3

COUNTRY :  
CATEGORY :

ABS. JOUR. : EzhBiol., No. 1959, No. 11209

AUTHOR :  
INST. :  
TITLE :

ORIG. PUB. :

ABSTRACT : the destruction of the mass sprouting of the ragweed and  
other early weeds by pre-planting cultivations. --- L.  
D. Stonov

CARD: 3/3



VASIL'YEV, D.S., nauchnyy sotrudnik; TIKHONOV, O.I.

Ambrosia artemisiaefolia and its control in the Kuban. Zashch.  
rast. ot vred. i bol. 4 no.2:43-45 Mr-Ap '59. (MIRA 16:5)

1. Vsesoyuznyy nauchno-issledovatel'skiy institut maslichnykh i  
efiromaslichnykh kul'tur (for Vasil'yev). 2. Nachal'nik Krasnodarskoy  
karantinnoy inspektsii (for Tikhonov).  
(Kuban--Ragweed) (Kuban--Weed control)

VASIL'YEV, D.S.

Some data on the biology of *Ambrosia artemisiifolia* L. Bot.  
zhur. 44 no.6:843-846 Je '59. (MIRA 12:11)

1. Vsesoyuznyy nauchno-issledovatel'skiy institut maslichnykh  
i efiromaslichnykh kul'tur, Krasnodar.  
(Ragweed)

SUSLOV, V.M., otv.red.; VASIL'YEV, D.S., red.; GEYDEL'BERG, Ye.Z., red.;  
IGNAT'YEV, B.K., red.; MOSKALENKO, V.I., red.; PANCHENKO, A.Ya.,  
red.; UMEN, D.P., red.; TULIN, N.S., red.; ANTONOVA, N.M.,  
khudozh.-tekhn.red.

[Collection of scientific research papers on oilseed and aromatic  
plants] Sbornik nauchno-issledovatel'skikh rabot po maslichnym  
i efiromaslichnym kul'turam. Moskva, Izd-vo M-va sel',khoz.SSSR,  
1960. 284 p. (MIRA 14:3)

1. Krasnodar. Vsesoyuznyy nauchno-issledovatel'skiy institut  
maslichnykh i efiromaslichnykh kul'tur.  
(Oilseed plants) (Aromatic plants)

VASIL'YEV, D.S., kand.sel'khoz.nauk; ANNENKOVA, G.N., nauchnyy sotr.;  
BARTENEV, V.A., nauchnyy sotr.; KOSTSOV, P.A.

Using 2, 4-D for controlling offset weeds in fall-plowed fields.  
Zemledelie 23 no.8:64-66 Ag '61. (MIRA 14:10)

1. Vsesoyuznyy nauchno-issledovatel'skiy institut maslichnykh i efiromaslichnykh kul'tur (for Vasil'yev, Annenkova, Bartenev).
2. Glavnyy agronom opytno-issledovatel'skogo khozyaystva "Berezanskoye" (for Kostsov).  
(Weed control) (2, 4-D)

PUSTOVOYT, V.S., akademik, red.; SUSLOV, V.M., kand. ekon. nauk, otv. red.; ALEKSEYEVA, Ye.I., , kand. sel'khoz. nauk, red.; BUZINOV, P.A., red.; VASIL'YEV, D.S., kand. sel'khoz. nauk, red.; VOSKRESENSKAYA, G.S., red.; GUNDAYEV, A.I., red.; IGNAT'YEV, B.K., kand. sel'khoz. nauk, red.; MAKSIMOVA, A.Ya., red.; MOSKALENKO, V.I., red.; PANCHENKO, A.Ya., red.; TIKHONOV, O.I., red.; SHPOTA, V.I., kand. sel'khoz. nauk, red.; MONOVA, Ye.S., red.; LAPSHINA, O.V., red.

[Oilseed and aromatic crops; transactions for 1912-1926]  
Maslichnye i efiromaslichnye kul'tury; trudy za 1912-1962 gg. Pod obshchei red. V.S.Pustovoita. Moskva, Sel'khozizdat, 1963. 575 p. (MIRA 17:4)

1. Vsesoyuznyy nauchno-issledovatel'skiy institut maslichnykh i efiromaslichnykh kul'tur. 2. Vsesoyuznaya akademiya sel'skokhozyaystvennykh nauk imeni V.I.Lenina (for Pustovoyt). 3. Direktor Vsesoyuznogo nauchno-issledovatel'skogo instituta maslichnykh i efiromaslichnykh kul'tur (for Suslov).

VASIL'YEV, D.S., kand. sel'skokhoz. nauk; ANNENKOVA, G.N., nauchnyy sotrudnik

Chemical weed control of coriander fields. Zashch. rast. ot vred.  
i bol. 8 no.4:25 Ap '63. (MIRA 16:10)

1. Vsesoyuznyy nauchno-issledovatel'skiy institut maslichnykh i  
efiromaslichnykh kul'tur Krasnodar.  
(Krasnodar Territory--Coriander)  
(Krasnodar Territory--Weed control)

VASIL'YEV, D.S., kand. sel'skokhoz. nauk

Precision sowing method for sunflowers. Zemledelie 26 no.23  
72-75 F '64. (MIRA 17:6)

1. Vsesoyuznyy nauchno-issledovatel'skiy institut maslichnykh i  
efiromashlichnykh kul'tur.

VASIL'YEV, D.S., kand. sel'skokhoz. nauk

Preharvest defoliation of castor bean. Zemledelie 26 no.2:79-80  
Ag '64. (MIRA 17:11)

1. Vsesoyuznyy nauchno-issledovatel'skiy institut maslichnykh i  
efiromaslichnykh kul'tur.



VASIL'YEV, D. T., Engineer

"Chemical Treatment of Cutting Tools,"  
Stanki i Instrument, 10, No. 12, 1939.

Report U-1505, 4 Oct 1951

VASIL'YEV, D. T.

Candidate of Technical Sciences

"New Methods of Machining Metals Instead of Milling", Stanki I Instrument, 14,  
No. 3, 1943.

BR-52059019.

VASIL'YEV, D. T.

Candidate of Technical Sciences

"New Methods of Thread Cutting." Stanki I Instrument Vol. 15, No. 6, 1944

BR 52059019

VASIL'YEV, D. T.

Candidate of Technical Sciences

"A High-Production Method of Precision Thread Cutting." Stanki I Instrument  
Vol. 15, No. 12, 1944

BR 52059019

VASIL'YEV, D.T.

Candidate of Technical Sciences

"Conditions for Productive Cutting of Precision Threads,"  
Stanki I Instrument, 16, Nos. 4-5, 1945

BR-52059019

VASIL'YEV, D.  
VASIL'YEV, D.T.

Vasil'ev, D T

Центрирующая резьбоарезная головка. Москва, Гос. научно-техн. изд-во машиностроит. лит-ры, 1946

36, 14 p. illus. 22 cm

At head of title: Оправанном.

Errata slip inserted.

Bibliography: p. 139.

*Centering Threading Tool.*

1. Screw-cutting machines.

Title transliterated: Tsentrirushchaya  
rez'boareznaia golovka.

TJ1222.V3

Library of Congress

51-23612

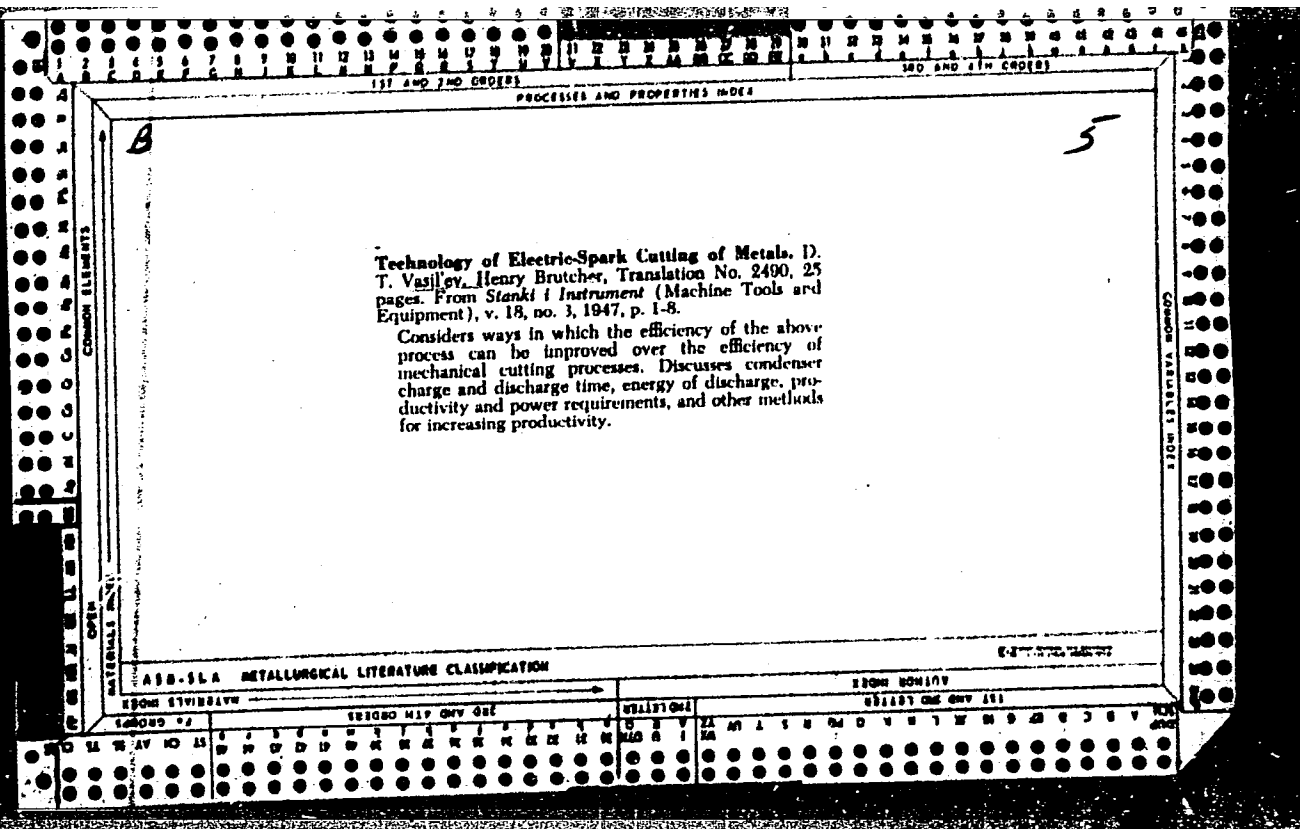
(5)

VASIL'YEV, D. T.

Candidate of Technical Sciences

"Unutilized Reserves in Thread Cutting"  
Stanki I Instrument, 17, No. 7-8, 1946

BR-52059019





VASIL'YEV, D.T.

Forces acting on the cutting surfaces of a tool. Stan.1 instr. 25  
no.4:1-5 Ap '54. (MLRA 7:6)  
(Cutting tools)

VA 2124, 000

USSR/ Engineering - Machining metals

Card 1/1 Pub. 128 - 31/35

**Authors** : Larin, M. N., Dr., Tech. Sc., Prof.; Grudov, P. P., Dr. Tech. Sc., Docent;  
and Vasil'yev, D. T., Cand. Tech. Sc.

**Title** : The cutting of metals

**Periodical** : Vest. mash. 35/3, 88 - 90, Mar 1955

**Abstract** : A review is presented of the book, "The Cutting of Metals," by M. I. Klushin, published in 1953 by the State Publishing Office for Machine Construction Literature, and containing 428 pages. A number of shortcomings are pointed out but on the whole the book is rated as a valuable textbook for students of the subject.

**Institution** : .....

**Submitted** : .....

IAKUSHEV, Aleksandr Ivanovich; VASIL'YEV, D.T., kandidat tekhnicheskikh nauk, retsentsent; MOZHEIKO, A.F., inzhener, retsentsent; ROZENBLIT, Ya.M., inzhener, redaktor; PETROVA, I.A., redaktor; ZUBAKIN, I.M., tekhnicheskii redaktor.

[Influence of the manufacturing process and basic threading factors on the durability of threaded joints] Vliianie tekhnologii izgotovleniia i osnovnykh parametrov rez'by na prochnost' rez'bovykh soedinenii. Moskva, Gos.izd-vo obr.promyshl., 1956. 188 p. (MLRA 9:5)  
(Screw threads)

VASIL'YEV, D. T. and FITSNER, L. N.

"Computators for the Determination of the Most Suitable Sequence of Cuts in Metal-Working Industry."

report presented at the Conference on Automation and Computation Engineering, Moscow, 5-8 March 1957. Organized by AV Sci. Eng. and Tech. Society for Apparatus Building.

PHASE I BOOK EXPIRATION 30V/3791

Soveshchaniye po obrabotke zharoprotivnykh splavov, Moscow, 1957.  
Obreabotka zharoprotivnykh splavov; [sbornik dokladov...] (Treatment of Heat-Resistant Alloys) Collection of Papers Read at the Conference, Moscow, Izd-vo AN SSSR, 1960. 231 p. 3,500 copies printed.  
Sponsoring Agencies: Akademiya nauk SSSR. Institut mashinovedeniya. Komissiya po tekhnologii mashinostroyeniya; Akademiya nauk SSSR. Institut metallurgii im. A.A. Bajkova. Nauchnyy sovet po problemam zharoprotivnykh splavov.

Resp. Ed.: V.I. Etkushin, Academician; Ed. of Publishing House: V.A. Kotov; Tech. Ed.: V.V. Bruzgul.

PURPOSE: This book is intended for metallurgists.  
COVERAGE: The book consists of thirty papers read at the Conference on the Treatment of Heat-Resistant Alloys held in Moscow by the Committee on Machine-Building Technology, Institute of the Academy of Machines, Academy of Sciences USSR, in 1957. The papers deal with four principal areas of alloy metallurgy: casting, forming, machining, and welding of alloys (together with refractory carbides, borides, nitrides and oxides) are discussed especially in connection with their application in the manufacture of turbines, heat engines, boilers, reactors, containers for high-temperature media, dies, casting molds, and metal-cutting tools. No personalities are mentioned. Some of the articles are accompanied by references, mainly Soviet.

Fronina, Ye.M. Gas-Shielded Arc Welding of Heat-Resistant Alloys	124
Mikolayev, G.A., and A.V. Kardvinseva. Welding of Martensitic Steel	131
Chuloshnikov, P.L. Resistance Welding of Titanium	138
Parkin, A.V. Two Examples of the Machining of Wear- and Heat-Resistant Alloys	145
Resnikov, M.I. Machinability of Heat-Resistant Steels and Alloys in Turning, Milling, and Drilling With Carbide Tools	154
Resnikov, A.M. Temperature Field in the Work and in the Tool in Machining Heat-Resistant Steels and Alloys	162
Kurochkin, A.S. Investigation of Some Machinability Factors of K1617 Heat-Resistant Alloy	175

Kravets, A.T. Electric-Pulse Machining of Heat-Resistant Alloys	182
Zharov, I.D. High-Speed Milling of Heat-Resistant Materials With Pin Spiral Milling Cutters	190
Dryzdzkiy, E.P. Increasing Productivity in the Machining of Heat-Resistant Steels and Alloys With Face Milling Cutters	195
Shifrin, A.Sh. Examples of Foreign Practice in the Machining of STEELMERT and Heat-Resistant Steels and Alloys	202
Yamil'yev, D.A. Tool Life in the Machining of High-Strength Metals	207
Gurevich, Ye.L. Machinability of Stainless Steels in Turning, Milling, and Boring Operations	214
Murosenko, O.V. Cutting of Threads on Parts Made of Heat-Resistant Materials and Titanium Alloys	222
Golubev, S.A. Some Questions Concerning the Machinability of Heat-Resistant Alloys	226

16.6800  
18.5200

80428  
SOV/112-59-23-48191

Translation from: Referativnyy zhurnal Elektrotehnika, 1959, Nr 23, pp 131 - 132 (USSR)

AUTHORS: Vasil'yev, D.T., Fitsner, L.N.

TITLE: Computing Device for Determining the Optimum Cutting Conditions

PERIODICAL: V sb.: Avtomat. upravleniye i vychisl. tekhn. Moscow, Mashgiz, 1958, pp 362 - 374

ABSTRACT: A device for determining the optimum cutting conditions for metals is described. Potentiometers  $P_1$  having a special logarithmic winding are connected to an electric circuit for solving the transcendental equations of type  $1 = a_1^{b_1} \cdot a_2^{b_2} \cdot a_3^{b_3} \dots \dots \dots a_n^{b_n}$ , where  $a_i, b_i$  are real values and as unknown can be any value. One end of  $P_1$  is connected to the terminal of the feeding battery and the other end to the middle zero point. To the slide of  $P_1$  the ends of linear potentiometers  $P'_1$  are connected; the other end of  $P'_1$  is connected to the zero point. From  $P'_1$  the voltage through the resistance  $R_1$  is supplied to the summing indicator. The voltage supplied to the indicator is  $c_1 = c \alpha_1 \cdot \lg \beta_1$ .

Card 1/2

80423  
30V/112-59-23-48191

Computing Device for Determining the Optimum Cutting Conditions

where  $\alpha_1, \beta_1$  are deflections of slides of  $P_1$  and  $P'_1$  potentiometers from the end with the zero potential. It is shown that in the circuit holds the equation:

$$\alpha_1 \lg \beta_1 + \alpha_2 \lg \beta_2 + \alpha_3 \lg \beta_3 + \dots + \alpha_n \lg \beta_n = 0.$$

To find one unknown value  $\alpha$  or  $\beta$ , all known data are set and the value sought for is selected on the basis of the zero of indicator. An example of solution of a transcendental equation is analyzed. A table of equations for the optimum cutting conditions is supplied. A description of the design and of the method to protect the indicator from an increased voltage is given. Seven illustrations.

Yu.M.V. K

Card 2/2

VINNIK, L.M.; GRINBERG, R.Ya.; KAMINSKIY, Ya.A.; KLEPIKOV, V.D.; KUZNETSOV, A.M.; KUCHENEV, N.I.; STRUZHESTRAKH, Ye.I.; TISHIN, S.D.; KHARITONOV, A.B.; TSEYTS, I.E.; SHAPIRO, I.I.; SHAPIRO, M.Ya.; ANAN'YAN, V.A., retsenzent; VASIL'YEV, D.T., retsenzent; GORETSKAYA, Z.D., retsenzent; KARTSEV, S.P., retsenzent; KEDROV, S.M., retsenzent; KOMISSARZHEVSKAYA, V.N., retsenzent; KOPERBAKH, B.L., retsenzent; KORBOV, M.M., retsenzent; LEONOV, N.I., retsenzent; LUR'YE, G.B., retsenzent; NOVIKOV, V.F., retsenzent; GAL'TSOV, A.D., red.; VOL'SKIY, V.S., red.; KHISIN, R.I., red.; SEMENOVA, M.M., red. izd-va; MODEL', B.I., tekhn.red.

[Reference book for establishing norms in the manufacture of machinery; in 4 volumes] Spravochnik normirovshchika-mashinostroitelia; v 4 tomakh. Moskva, Gos. nauchno-tekhn. izd-vo mashinostroit. lit-ry. Vol.2. [Establishing technical norms for operating machine tools] Tekhnicheskoe normirovanie stanochnykh robot. Pod red. E.I.Struzhestrakha. 1961. 392 p.  
(MIRA 14:8)

(Industrial management) (Machine tools)



S/121/63/000/001/012/014  
A004/A126

AUTHOR: Vasil'yev, D.T.

TITLE: Miniature induction pickups with linear characteristics and large working stroke

PERIODICAL: Stanki 1 instrument, no. 1, 1963, 35 - 37

TEXT: The author describes a number of induction pickups with linear characteristics over a wide range of measuring rod displacement. This type of pickup can be manufactured with practically any working stroke. Thus, e.g., one of them is 10 mm in diameter, 41 mm long and has a working stroke of 3 mm; the linear portion of the characteristic amounts to 90% of the working stroke. These pickups are of the plunger type, simple in design and easy to manufacture. The mechanical part consists only of the friction couple rod - aperture, so that they ensure a reliable operation. The author describes the design features of such pickups having either a hollow or solid armature. A valuable property of induction pickups with linear characteristics is the possibility of reducing the effect of voltage variations in the supply mains on the reading accuracy. In

Card 1/2

Miniature induction pickups with linear ....

S/121/63/000/001/012/014  
A004/A126

many cases, this type of pickup can be supplied from the lighting circuit via an ordinary transformer or a ferrous resonance stabilizer. Using an auxiliary voltage of the same supply source it is easy to obtain zero without noticeable drift. The zero position is displaced by changing the auxiliary voltage magnitude. There are 7 figures.

Card 2/2

DANIYELIAN, Arutyum Mkrlichevich, zasl. deyatel' nauki i tekhniki  
RSFSR, doktor tekhn. nauk, prof.[deceased]; BOBRIK, Petr  
Ivanovich; GUREVICH, Yankel' Leybovich; YEGOROV, Ivan  
Sergeyevich; VASIL'YEV, D.T., kand. tekhn.nauk, retsenzent

[Machining heat resistant steels and alloys and high melting  
metals] Obrabotka rezaniem zharoprochnykh stalei, splavov i  
tugoplavkikh metallov. Moskva, Mashinostroenie, 1965. 306 p.  
(MIRA 18:5)

ATABEKOV, G.I.; BELOUSOV, M.M.; BULGAKOV, K.V.; VASIL'YEV, D.V.;  
YEGIZAROV, I.V.; ZAKHAROV, S.N.; ZEYLIDZON, Ye.D.; KOSTENKO, M.P.;  
MANOYLOV, V.Ye.; MARNEVSKIY, B.I.; RYZHOV, P.I.; SOLOV'YEV, I.I.;  
SYROMYATNIKOV, I.A.; FABRIKANT, V.L.; CHERNIN, A.B.; CHERNOBROV, N.V.;  
FEDOSEYEV, A.M.; SHABADASH, B.I.; SHCHEDRIN, N.N.;  
FATEYEV, A.V.

Viktor Ivanovich Ivanov, 1900-1964; an obituary. Elektrichestvo  
no.11:89 N '64. (MIRA 18:2)

ATAE'EKOV, G.I.; BASHARIN, A.V.; BOGORODITSKIY, N.P.; BULGAKOV, K.V.;  
VASIL'YEV, D.V.; YEGIAZAROV, I.V.; YERMOLIN, N.P.; KOSTENKO, M.P.;  
MATKHANOV, P.N.; NOVASH, V.I.; NORNEVSKIY, B.I.; RUTSKIY, A.I.;  
RYZHOV, P.I.; SOLOV'YEV, I.I.; SOLODNIKOV, G.S.; SLEPYAN, Ya.Yu.;  
SMJROVA, N.V.; TINYAKOV, N.A.; FATEYEV, A.V.; FEDOSEYEV, A.M.;  
SHABADASH, B.I.; SHCHEDFIN, N.N.

Viktor Ivanovich Ivanov, 1900-1964; obituary. Izv. vys. ucheb.  
zav.; energ. 8 no.1:122-123 Ja '65.

(MIRA 18:2)

VASIL'YEV, D.V.

Inertial detection of a random sequence of square pulses.  
Izv. vys. ucheb. zav.; radiofiz. 3 no.6:1010-1021 '60. (MIRA 14:4)

1. Moskovskiy energeticheskiy institut.  
(Radio detectors)

21174

S/141/60/003/006/013/025  
E192/E382

6.4400  
16.6100

AUTHOR: Vasil'yev, D.V.

TITLE: Inertia Detection of a Random Train of Rectangular Pulses

PERIODICAL: Izvestiya vysshikh uchebnykh zavedeniy, Radiofizika, 1960, Vol. 3, No. 6, pp. 1010 - 1021

TEXT: The problem of the transfer of rectangular pulses of random duration and spacing through an inertia-type detector was considered by a number of authors (Refs. 1, 2, 3). So far, however, an exact solution of this problem has not been found. In the present work an attempt is made to give a general solution of the problem of the unidimensional distribution of the voltage at the output of the detector by determining some of the moments of this distribution for the steady-state regime. It is assumed that an infinite train of non-overlapping rectangular pulses is applied to a linear filter having an arbitrary RC load. The pulses have a constant amplitude and random and independent durations  $\tau_1$  and spacings  $\tau_2$  (Fig. 1). The probability density distribution

Card 1/10

21174

S/141/60/003/006/013/025  
E192/E382

Inertia Detection ....

functions  $W_1(x)$  and  $W_2(x)$  for the durations and spacings are known. The equivalent circuit of the detector can be represented as shown in Fig. 2. The charging period of the capacitance is expressed by:

$$\tau_3 = R_3 C \quad (1)$$

and its discharge time constant is given by:

$$\tau_p = RC \quad (2)$$

where  $R_3 = R/(1 + SR)$ , where  $S$  is the slope of the detector characteristic,  $R$  is the resistance of the detector load and  $C$  is the load capacitance. The instantaneous output voltage of the system shown in Fig. 2 can be expressed by:

Card 2/10



21174

S/141/60/003/006/013/025  
E192/E382

Inertia Detection ....

$$u(t) = \begin{cases} u_1(t) = 1 - (1 - U_{ni}) \exp\left(-\frac{t-t_{ni}}{\tau_s}\right); & t_{ni} \leq t \leq t_{ni} \\ u_2(t) = U_{ni} \exp\left(-\frac{t-t_{ni}}{\tau_p}\right); & t_{ni} \leq t \leq t_{ni+1} \end{cases} \quad (3)$$

at

where  $U_{Hi}$  and  $U_{Ki}$  are voltages across the load/the beginning and the termination of the  $i$ -th input pulse;  $t_{Hi}$  and  $t_{Ki}$  are the instants of the beginning and termination of the  $i$ -th input pulse. If  $A$  denotes the event that a randomly chosen time instant,  $t$ , coincides with the presence of a pulse or  $u(t) = u_1(t)$  and  $B$  is the opposite event, i.e.  $u(t) = u_2(t)$ , the probability density distribution function for  $u$  can be written as:

$$W(u) = P(A) W'(u/A) + P(B) W''(u/B) \quad (4)$$

Card 3/10

Inertia Detection ....

2117h  
S/141/60/003/006/013/025  
E192/E382

where  $P(A)$  and  $P(B)$  are the probabilities of the events  
A and B;

$W'(u)/A$  which will be denoted as  $W'(u)$  and  
 $W''(u)/B$  which will be denoted by  $W''(u)$  represent conditional  
probability density distributions of the voltages  
 $u(t) = u_1(t)$  and  $u(t) = u_2(t)$ , respectively. From the  
conditions of the problem it follows that:

$$P(A) = \frac{m_1(\tau_1)}{m_1(\tau_1) + m_1(\tau_2)}; \quad (5)$$

$$P(B) = \frac{m_1(\tau_2)}{m_1(\tau_1) + m_1(\tau_2)}; \quad (6)$$

where  $m_1(\tau_1) = \overline{\tau_1}$ ,  $m_1(\tau_2) = \overline{\tau_2}$  which represent average  
values of the duration and spacing of the input pulses.

Card 4/10

21174

S/141/60/003/006/013/025  
E192/E382

Inertia Detection ....

Consequently, the problem consists basically of determining the conditional probabilities  $W'(u)$  and  $W''(u)$  when  $W_1(x)$  and  $W_2(x)$  are given. Now, Eq. (3) can be written in the following form:

$$u(t) = \begin{cases} u_1(t) = 1 - (1 - U_{n1}) \exp\left(-\frac{\Delta\tau_{11}}{\tau_3}\right) = 1 - (1 - U_{n1})\alpha_i; & t_{n1} \leq t \leq t_{n1} \\ u_2(t) = U_{n1} \exp\left(-\frac{\Delta\tau_{21}}{\tau_p}\right) = U_{n1} \beta_i; & t_{n1} < t \leq t_{n(l+1)} \end{cases} \quad (7)$$

where:

$$\alpha_i = \exp\left(-\frac{\Delta\tau_{11}}{\tau_3}\right); \quad \tau_{11} = t_{n1} - t_{n1}; \quad (8)$$

$$\beta_i = \exp\left(-\frac{\Delta\tau_{21}}{\tau_p}\right); \quad \tau_{21} = t_{n(l+1)} - t_{n1}, \quad (9)$$

Card 5/10

Inertia Detection ....

21174  
S/141/60/003/006/013/025  
E192/E382

21174  
 S/141/60/003/006/013/025  
 E192/E382  
 X

In these,  $\Delta$  is a random quantity contained in an interval 0 to 1, which characterises the position of a random point  $t$  inside the interval  $\tau_{11}$  and  $\tau_{21}$  coinciding with it.

Clearly, the distribution of this quantity is constant and uniform and is given by:

$$W_{\Delta}(x) = \begin{cases} 1; & 0 \leq x < 1 \\ 0; & x < 0; 1 \leq x \end{cases} \quad (10)$$

It can be shown, therefore, that the conditional probability-density distributions are expressed by:

$$W''(u) = \int_{\tau_1}^{\tau_2} \int_{\Delta} \frac{\tau_1}{\tau_1} W_n \left[ 1 - (1-u) \frac{1}{\alpha} \right] \frac{1}{\alpha} W_1(\tau_1) W_{\Delta}(\Delta) d\Delta d\tau_1; \quad (18)$$

$$W''(u) = \int_{\tau_1}^{\tau_2} \int_{\Delta} \frac{\tau_2}{\tau_2} W_n \left( \frac{u}{\beta} \right) \frac{1}{\beta} W_2(\tau_2) W_{\Delta}(\Delta) d\Delta d\tau_2 \quad (19)$$

Card 6/10

c-1174

Inertia Detection ....

S/141/60/003/006/013/025  
E192/E382

On the basis of Eq.s (7) it can be shown that the n-th order moments for the functions  $W'(u)$  and  $W''(u)$  can be written in the form:

$$m_n(u_1) = \int_{U_n} \int_{\tau_1} \int_{\Delta} [1 - (1 - U_n)x]^{n-1} \frac{\tau_1}{\tau_1} W_n(U_n) W_1(\tau_1) W_\Delta(\Delta) d\Delta d\tau_1 dU_n; \quad (21)$$

$$m_n(u_2) = \int_{U_K} \int_{\tau_2} \int_{\Delta} [U_K \beta]^{n-1} \frac{\tau_2}{\tau_2} W_n(U_K) W_2(\tau_2) W_\Delta(\Delta) d\Delta d\tau_2 dU_K. \quad (22)$$

Since  $U_H$  is independent of  $\alpha$  and  $U_K$  does not depend on  $\beta$  it is possible to carry out integration of the above with respect to  $U_H$  and  $U_K$  for any finite  $n$ . It is therefore possible to express  $m_n(u_1)$  and  $m_n(u_2)$  in terms of the moments of the distribution of the random quantities  $U_H$  and  $U_K$ , i.e.  $m_n(U_H)$  and  $m_n(U_K)$ . The initial moment of the n-th order for  $U_K$  can be determined from:

Card 7/10

21174

S/141/60/003/006/013/025  
E192/E382

Inertia Detection ....

$$m_n(U_x) = m \left[ (1 - a_m) + \sum_{k=1}^m (1 - a_{m-k}) \prod_{l=0}^{k-1} a_{m-l} b_{m-l} \right]. \quad (34) \quad (34)$$

where the coefficients  $a_i$  and  $b_i$  are defined by:

$$\frac{1 - U_{ni}}{1 - U_{ni-1}} = a_i; \quad (30)$$

$$\frac{U_{ni}}{U_{ni-1}} = b_i. \quad (31)$$

The moments of the distribution  $W_H(U_H)$  can be found from:

$$m_n(U_H) = m_n(U_K) m_n(b) \quad (37)$$

From the above expressions it is comparatively easy to

Card 8/10

Inertia Detection .....

S/141/60/003/006/013/025

E192/E382

evaluate the first few moments for  $W_K$  and  $W_H$ . The moments of the distribution  $W(u)$  for the output voltage are given by:

$$m_n(u) = \frac{\tau_1 m_n(u_1) + \tau_2 m_n(u_2)}{\bar{T}}, \quad (49)$$

where:

$$\bar{T} = \bar{\tau}_1 + \bar{\tau}_2 \quad (50)$$

In general, therefore, the moments  $m_n(u)$  are determined by the functions  $m_n(a)$  and  $m_n(b)$  which depend on the input possibilities  $W_1(x)$  and  $W_2(x)$ . All the remaining quantities which are included in the formulae depend on the detector parameters  $\tau_3$  and  $\tau_p$  and the average values of the pulse duration and inter-pulse spacing. Exact formulae for calculating the moment  $m_n(b)$  are given for the following distribution

Card 9/10

21174  
S/141/60/003/006/013/025  
E192/E382

Inertia Detection ....

functions of the spacings  $\tau_2$  between the pulses: exponential distribution corresponding to an "absolutely random" train of pulses; a quasi-normal distribution; a uniform distribution and a gamma distribution. The pulses in the above cases are assumed to be of constant duration. The author expresses his gratitude to V.I. Tikhonov and V.L. Lebedev for reading the manuscript and for valuable advice. There are 3 figures and 6 references; 5 Soviet and 1 non-Soviet.

ASSOCIATION: Moskovskiy energeticheskiy institut  
(Moscow Power Institute)

SUBMITTED: June 22, 1960

Card 10/10



SYROMYATNIKOV, I.A.; NEKRASOV, A.M.; LEBEDEV, A.A.; KOSTENKO, M.P.;  
NEYMAN, L.R.; VASIL'YEV, D.V.; KAMENSKIY, M.D.; USOV, S.V.;  
POSSE, A.V.; UL'YANOV, S.A.; FAZYLOV, Kh.P.

Professor N.N. Shchedrin; on his seventieth birthday and fortieth  
anniversary of his educational work. Elektrichestvo no.1:94-  
95 Ja '62. (MIRA 14:12)  
(Shchedrin, Nikolai Nikolaevich, 1891-)

GUTKIN, L.S.; LEBEDEV, V.L.; SIFOROV, V.I.; Prinimali uchastiye:  
VASIL'YEV, D.V.; SVISTOV, N.K.; LYUBIMOVA, T.M., red.;  
BELYAYEVA, V.V., tekhn. red.

[Radio receiving devices] Radiopriemnye ustroistva. Pod  
red. V.I.Siforova. Pt.2. 1963. 399 p. (MIRA 16:11)  
(Radio--Receivers and reception)

GUTKIN, L.S.; LEBEDEV, V.L.; SIFOROV, V.I. Prinsipialni uchastniye:  
VASIL'YEV, D.V.; SVISTOV, N.K.; LYUBIMOVA, T.M., red.;  
BELYAYEVA, V.V., tekhn. red.

[Radio receiving devices] Radiopriemnye ustroistva. Pod  
red. V.I.Siforova. Moskva, Sovetskoe radio. Pt.2. 1963.  
399 p. (MIRA 17:2)

L 2967-66 EWT(d)/EWP(k)/EWP(1) JKT  
ACCESSION NR: AP5026357

UR/0105/64/000/009/0093/0094

AUTHOR: Baliyev, V. K.; Grudinskiy, P. G.; Izyumov, N. M.; Kulebakin, V. E.;  
Mirolyubov, N. N.; Sotakov, B. S.; Tairlin, A. D.; Alekseyev, A. Ye.;  
Bogoroditskiy, N. P.; Berger, A. Ya.; Yavorskiy, V. N.; Nasledov, D. N.;  
Vasil'yev, D. V.

28  
27  
B

TITLE: Nikolay Nikolayevich Lutsenko (Obituary)

SOURCE: Elektrichestvo, no. 9, 1964, 93-94

TOPIC TAGS: electric engineering personnel

ABSTRACT: Doctor of Technical Sciences, Major General in the Technical Engineering Service, Professor N. N. Lutsenko died in May of this year after a long and serious illness. He graduated from the Moscow Higher Technical Academy in 1914 and was closely associated with his specialty of electrical engineering till the end of his life. He spent the first years of his practical activity at the Academy working in the electrical engineering laboratory of K. A. Krug. After that he began his career in the Soviet Army as a lowly laboratory assistant in the radiotechnical laboratory and worked his way up over thirty years to be head of the

Card 1/2

L 2967-66

ACCESSION NR: AP5026357

Department of Electrical and Military Engineering. He wrote several books: "Alternating Currents," "The Theory of Alternating Currents," "Course in General Electrical Engineering," "Radio Engineering" and, together with his co-workers, problem books on "A Course in Alternating Currents" and "The Physical Principles of Electrical Engineering." He set up a number of special courses (military application of electric power, military portable electric power stations, electric equipment for armies, electrification of military engineering works, etc.) and also participated in many engineering projects with the Soviet Army. He has written many textbooks, monographs and articles on the theoretical and applied divisions of military electrical engineering. These include "Electric Circuits" and "Fundamentals for the Design and Planning of Mobile Electric Stations." Many of N. N. Lutsenko's students are working in sections of the Soviet Army, in scientific institutes and in colleges, and in industry. These students are continuing the work of their teacher, the founder of Soviet military electrical engineering. He received his professorship in 1938 and his doctorate in 1949. He has received the Order of Lenin, three "Red Banners," the Order of the "Red Star" and many medals. Orig. art. has: 1 figure.

ASSOCIATION: none

SUBMITTED: 00

ENCL: 00

SUB CODE: KE

NO REF BOW: 000

OTHER: 000

JPRS

Card 2/2 *(Lch)*

VASIL'YEV, D. V.

VASIL'YEV, D. V.

Vasil'yev, D. V. defended his Doctor's dissertation in the Leningrad Polytechnic Institute im Kalinin, USSR, on 11 March 1946, for the academic degree of Doctor of Technical Sciences.

Dissertation: "Induction Synchronous-Tie Systems". Resume: A theoretical analysis of synchronous-tie induction systems, including establishment of criteria for applicability of diagrams constructed by Vasil'yev to single-phase selsyns.

Official Opponents: Profs. V. K. Popov, S. A. Press, and N. A. Livshits (all Doctors of Technical Sciences).

SO: Elektrichestvo, No. 7, Moscow, August 1953, pp 87-92 (W/29344, 16 Apr 54)

VASIL'YEV, D. V., Prof.

PA 51/49T106

USSR/Weapons  
Artillery  
Remote Control

Jul/Aug 49

"Letter to the Editor," Prof S. A. Press, Dr Tech Sci, Chair of Leningrad Ord of Red Banner Mil Mech Inst, Prof D. V. Vasil'yev, Dr Tech Sci, Chair of Leningrad Electrotech Inst Imeni V. I. Ul'yanov, Docent B. I. Rublin, Cand Tech Sci, Chair of IKVVA, and Prof M. L. Tsukerman, Chair of Leningrad Inst of Precise Mech and Opt, 2 pp.

"Avtomat i Telemekh" Vol X, No 4

Critical letter denounces M. A. Ayzerman and Ya. [redacted] 51/49T105

USSR/Weapons

(Contd)

Jul/Aug 49

Z. Tsyapkin's review ("Avtomatika i Telemekhanika," No 4, 1948) of V. A. Besekerskiy's book "Remote Control of Artillery Units."

51/49T106

YASIL'YEV, D.V.

BOGORODITSKIY, N.P., professor; VASIL'YEV, D.V., professor; BAYDA, L.I. dotsent; ODINTSOV, G.V., dotsent; SEMENKOVICH, A.A., dotsent; FATEYEV, A.V., dotsent; YURGENSON, R.I., dotsent; ARANOVICH, B.I., starshiy prepodavatel'; GERFOR, D.S. starshiy prepodavatel'; POVOLOTSKIY, Ya.A., prepodavatel'.

Development of automatic control and telemechanics in the fifth five-year plan. Avtom. i telem. 14 no.2:238-240 Mr-Ap '53.

(MLRA 10:3)  
1. Leningradskiy elektrotekhnicheskiy institut im. V.I.Ul'yanova (Lenina)

(Automatic control) (Remote control)



Vasil'yev, D.V.

KULEBAKIN, V.S.; ALEKSEYEV, A.Ye.; LARIONOV, A.N.; BOGORODITSKIY, N.P.;  
CHILIKIN, M.G.; VASIL'YEV, D.V.; ODINTSOV, G.V.; PETROV, I.I.;  
FATEYEV, A.V.; GOLOVAN, A.T.; MOROZOV, D.P.; BASHARIN, A.V.

S.A.Rinkevich. Elektrichestvo no.9:85 S'55. (MLRA 8:11)  
(Rinkevich, Sergei Aleksandrovich, 1886-1955)

8(2)

PHASE I BOOK EXPLOITATION

SOV/2030

Vasil'yev, Dmitriy Vasil'yevich, Boris Afanas'yevich Mitrofanov, Grigoriy L'vovich Rabkin, Georgiy Nikanorovich Samokhvalov, Aleksandr Aleksandro-ich Semenkovich, Aleksandr Vasil'yevich Fateyev, and Nikolay Ivankovich Chicherin

Raschet sledyashchego privoda (Servodrive Design) Leningrad, Sudpromgiz, 1958.  
370 p. 8,000 copies printed. Errata slip inserted.

Resp. Ed.: S. Ya. Berezin; Ed.: Ye. N. Shaurak; Tech. Ed.: P. S. Frumkin.

PURPOSE: This book is intended for scientists, engineers, and students of vuzes.

COVERAGE: This book discusses the problems of designing electromechanical servodrives and gives examples of design from the point of view of the overall system and of the individual basic elements. The design of servodrive amplifiers, the selection and design of error-sensing devices, and the experimental determination of the transfer functions of the discrete links of a servodrive are given considerable attention in the book. Materials on the design of electromechanical servodrives are systematized and the design of servodrives with electronic and magnetic amplifiers and of servodrives with rotating amplifiers is discussed. These designs reflect the practical experiences of the authors in the development of servosystems. The authors

Card 1/5

## Servodrive Design (Cont.)

SOV/2030

thank I. A. Petrusenko, I. S. Rayner, N. M. Konovalova, L. A. Agarkova, and Yu. A. Yereneyev for their aid in preparing the book. There are 51 references: 47 Soviet, 1 German, and 3 English.

## TABLE OF CONTENTS:

Preface	3
Ch. 1. Review of Existing Methods of Designing a Linearized Servodrive	5
1-1. Nature of design	5
1-2. Frequency methods	6
1-3. Coefficient methods	12
1-4. Design methods based on the distribution of roots of the characteristic equation	13
Ch. 2. Selecting the Design Methods and the Order of Design	17
2-1. Comparative evaluation of design methods	17
2-2. Selection of frequency design methods	21
2-3. Selection of control action and initial conditions	22
2-4. Order of servodrive design	25

Card 2/5

## Servodrive Design (Cont.)

807/2030

Ch. 3. Selection of the Parameters of Basic Servodrive Elements	28
3-1. Selection of the type of current	28
3-2. Selection of gear ratios and the type of reduction unit	30
3-3. Selection of the capacity of the servomotor	32
3-4. Determination of the transfer functions of the motor	48
3-5. Selection of the type of sensing elements	54
3-6. Selection of auxiliary devices for servodrives	62
Ch. 4. Servodrive Amplifiers	80
4-1. Selection of the type of amplifier	80
4-2. Rotating amplifiers and determination of initial data for the design of preamplifiers	83
4-3. Connecting the amplifiers with the servomotor	85
4-4. Electronic amplifiers	91
4-5. Magnetic amplifiers	133
4-6. Semiconductor amplifiers	169
Ch. 5. Selection and Design of Error-sensing Devices	209
5-1. Methods of selecting error-sensing devices	211
5-2. Selection of the parameters of error-sensing devices by means of logarithmic amplitudes and phase-frequency characteristics	211

Card 3/5

## Servodrive Design (Cont.)

SOV/2030

5-3.	Selection of the parameters of error-sensing devices by means of amplitude-phase characteristics	260
5-4.	On the design of servodrives by the probability characteristics of input effects and noise and the demands of dynamic accuracy	277
Ch. 6.	Experimental Determination of the Parameters of Transfer Functions of the Discrete Links of a Servodrive	298
6-1.	Review of existing methods	298
6-2.	Methods of experimental determination of the parameters of the transfer functions of the discrete linearized links of a servodrive	305
Ch. 7.	Examples of Servodrive Design	325
7-1.	Example of static design of a 4-watt servodrive	326
7-2.	Example of static design of a tachometric servodrive with electronic magnetic amplifier and 4-watt a-c motor	330
7-3.	Example of the design of a two-reading servodrive with magnetic amplifier and 500-watt a-c motor	334
7-4.	Example of the design of a servodrive with electronic and rotating amplifiers	345

Card 4/5

Servodrive Design (Cont.)

80V/2030

7-5. Example of the design of a servodrive with magnetic and rotating amplifiers

358

Bibliography

366

AVAILABLE: Library of Congress

Card 5/5

LK/mg  
10-29-59

*VASIL'YEV, D.V.*  
BOGORODITSKIY, N.P.; YERMOLIN, N.P.; FATEYEV, A.V.; VASIL'YEV, D.V.; ODINTSOV,  
G.V.; GEKTOR, D.S.; APLAKSIN, B.A.

Professor V.A. Timofeev. Elektrichestvo no.2:96 P '58. (MIRA 11:2)  
(Timofeev, Vladimir Andreevich, 1897-)

AUTHORS: Ivanov, V. I., Professor, Doctor of SOV/105-58-9-34/34  
Technical Sciences, Vasil'yev, D. V., Professor, Doctor  
of Technical Sciences, Fateyev, A. V., Professor, Doctor  
of Technical Sciences, Odintsov, G. V., Docent, Candidate  
of Technical Sciences

TITLE: Bibliography (Bibliografiya) K.V.Bulgakov: Power Supply  
for Industry (K.V.Bulgakov: Energosnabzheniye promyshlennykh  
predpriyatiy)

PERIODICAL: Elektrichestvo, 1958, Nr 9, pp 96 - 96 (USSR)

ABSTRACT: This is a review of a book published in 1957 by "Gosenergo-  
izdat", 343 pp., 11,85 Roubles. Power supply  
for industry is correctly described as a many-sided problem which  
must be solved as a whole. The book is intended for the  
engineer concerned with the design of power plants for  
industry and with their operation, but may also  
serve as a textbook for students working in this field.  
It will be of particular value since at present there  
is no other book on this subject. The book is on a high  
scientific and theoretical level. The subject dealt

Card 1/2



Bibliography. K.V.Bulgakov: Power Supply for Industry SOV/105-58-9-34/34

with is scientifically arranged, it complies with the present state of power engineering, and is simply and lucidly written. Some minor imperfections, as the too small number of numerical examples and reference data, etc., could be easily removed with the next edition.

ASSOCIATION: Leningradskiy elektrotekhnicheskiy institut im.V.I. Ul'yanova (Lenina)(Leningrad: Electrical Engineering Institute im.V.I.Ul'yanov (Lenin))

Card 2/2

USCOMM-DC-60.781

VASIL'YEV, Dmitriy Vasil'yevich; FILIPPOV, G.S.

[Fundamentals of the theory of servomechanisms] Osnovy  
teorii rascheta slediaschikh sistem. Moskva, Gos. energ.  
izd-vo, 1959. 428 p. (MIRA 15:3)  
(Servomechanisms)

PHASE I BOOK EXPLOITATION SOV/3707

Vasil'yev, Dmitriy Vasil'yevich, and Gleb Sergeyevich Filippov

Osnovy teorii i rascheta sledyashchikh sistem (Fundamentals of Theory and Design of Servo-systems) Moscow, Gosenergoizdat, 1959. 428 p. 22,000 copies printed. Errata slip inserted.

Ed.: Yu. A. Sabinin; Tech. Ed.: Ye. M. Soboleva.

**PURPOSE:** This textbook was approved by the Ministry of Higher Education, USSR, for electrical engineering and power engineering schools of higher education. It may also be of use to engineers dealing with problems of automation.

**COVERAGE:** The authors present the fundamentals of theory and design of servo-systems both in a linear approximation and also with nonlinearities taken into account. Methods of improving the quality of servosystem performance are discussed, and typical circuit diagrams of servosystem used in engineering practice are presented. The book was written in accordance with the program of the course on servosystems at the Leningrad Electrical Engineering Institute imeni V.I. Ul'yanov (Lenin) for students of various specialities. The authors

Card 1/16

Fundamentals of Theory (Cont.)

SOV/3707

thank V.S. Levit, senior teacher, for his help. There are 37 references, all Soviet (8 of these are translations)

TABLE OF CONTENTS:

Foreword	3
Ch. I. Introduction	
1. Basic concepts and definitions	11
2. Development of servosystems and fields of their application	17
3. Classification of systems of automatic control and of servo-systems	22
Ch. II. Principal Varieties and Structure of Servosystems	
1. General characteristics of the principal varieties of servosystems	28
2. Typical equivalent sections and block diagrams of servosystems	31
A. Typical equivalent sections	31
1. Inertialess section	32
2. Aperiodic section	33
3. Integrating section	34

Card-2/16

VASIL'YEV, Dmitriy Vasil'yevich; FILIPPOV, Gleb Sergeevich; SABININ,  
Yu.A., red.; SOBOLEVA, Ye.M., tekhn.red.

[Theory and design fundamentals of servomechanisms] Osnovy  
teorii i rascheta slediashchikh sistem. Moskva, Gos.energ.  
izd-vo, 1959. 428 p. (MIRA 13:2)  
(Servomechanisms)

8(2)

PHASE I BOOK EXPLOITATION

SOV/2979

Vasil'yev, Dmitriy Vasil'yevich, and Voislav Georgiyevich Chuich

Raschet sistem avtomaticheskogo upravleniya; zadachi i primery  
(Design of Automatic Control Systems; Problems and Examples)  
Moscow, Mashgiz, 1959. 390 p. Errata slip inserted.  
10,000 copies printed.

Reviewer: A. V. Fateyev, Doctor of Technical Sciences, Professor;  
Ed.: Yu. A. Sabinin, Candidate of Technical Sciences, Docent;  
Eds. of Publishing House: G. A. Dudusova and N. Z. Simonovskiy;  
Tech. Ed.: I. D. Nikolayeva; Managing Ed. for Literature on the  
Design and Operation of Machinery (Leningrad Division, Mashgiz):  
F. I. Fetisov, Engineer.

PURPOSE: This book is intended for technical personnel working in  
automatic control. It may also be used by students of advanced  
courses in schools of higher technical education.

Card 1/5

Design of Automatic Control Systems (Cont.)

SOV/2979

COVERAGE: The book deals with the application of the theory of automatic control and servomechanisms to the solution of practical problems in investigating and designing static and dynamic regimes of closed-loop automatic control systems. Construction of block and schematic diagrams, frequency characteristics, equations, and transfer functions of automatic control systems and servomechanisms are described. Considerable attention is given to the use of computers in research and design. Design calculations in sections 16 and 17 were made by Yu. N. Reshetnikov and Ye. M. Neplokhov. There are 35 references, all Soviet.

TABLE OF CONTENTS:

Preface	3
Ch. I. Constructing Block Diagrams of Automatic Control Systems	5
1. Breakdown of automatic control systems into functional elements. Constructing schematic diagrams	8
2. Breakdown of automatic control systems into dynamic elements of directive action. Construction and conversion of block diagrams	23

Card 2/5

Design of Automatic Control Systems (Cont.)	SOV/2979
Ch. II. Steady-state Conditions in Automatic Control Systems	41
3. Determining transfer coefficients of functional elements	44
4. Determining the accuracy of the operation of an automatic control system under steady-state conditions	49
Ch. III. Setting up Equations for Automatic Control Systems	64
5. Determining transfer functions of the basic elements of automatic control systems	65
6. Setting up operational equations and determining transfer functions of automatic control systems	84
Ch. IV. Constructing Frequency Characteristics of Automatic Control Systems	109
7. Constructing frequency characteristics of open-loop systems	110
8. Constructing logarithmic frequency characteristics of open-loop systems	125

Card 3/5



Design of Automatic Control Systems (Cont.) SOV/2979

9. Constructing actual frequency characteristics	138
Ch. V. Investigating the Stability of Automatic Control Systems	145
10. Analysis of stability based on algebraic criteria	147
11. Analysis of stability based on frequency criteria	162
Ch. VI. Investigating the Quality of Transient Processes in Automatic Control Systems	180
12. Determining transient processes by the operational method	182
13. Determining the nature of transient processes on the basis of actual frequency characteristics of trapezoidal shape	217
Ch. VII. Design Examples of Automatic Control Systems	225
14. Distinguishing features of designing by using frequency methods	225
15. Determining transfer functions and frequency characteristics of compensating elements	228
16. Example of designing a servomechanism for a profile grinder by a method based on logarithmic frequency characteristics	256

Card 4/5

Design of Automatic Control Systems (Cont.)	SOV/2979	
17. Example of designing a servomechanism for heavy-duty copying-type milling machines by a method based on amplitude-phase characteristics		279
Ch. VIII. Use of Computers in the Design and Investigation of Automatic Control Systems		308
18. Use of computers in the investigation of automatic control systems		308
19. Principles of constructing matrix analogs		324
20. Investigation of automatic control systems by using matrix analogs		334
21. Principles of constructing structural analogs		353
22. Use of structural analog computers in the investigation of automatic control systems		362
Bibliography		383

AVAILABLE: Library of Congress

Card 5/5

VK/jmr  
2-1-60

VASIL'YEV, Dmitriy Vasil'yevich; CHUICH, Voislav Georgiyevich;  
FATEYEV, A.V., prof., doktor tekhn.nauk, retsenzent; SABININ,  
Yu.A., dotsent, kand.tekhn.nauk, red.; DUDUSOVA, G.A., red.  
izd-va; SIMONOVSKIY, N.Z., red.izd-va; NIKOLAYEVA, I.D.,  
tekhn.red.

[Calculation of automatic control systems; problems and examples]  
Raschet sistem avtomaticheskogo upravleniia; zadachi i primery.  
Moskva, Gos. nauchno-tekhn.izd-vo mashinostr.lit-ry, 1959. 390 p.  
(MIRA 12:10)

(Electronic control)

(Servomechanisms)

VASIL'YEV, D.V.; MIKHAYLOV, V.A.; NORNEVSKIY, B.I.; DEMCHENKO, O.P.,  
starshiy nauchnyy sotr., kand. tekhn. nauk, retsenzent;  
MURATOV, I.I., dots., kand. tekhn. nauk, retsenzent;  
REYNGOL'D, Yu.A., kand. tekhn. nauk, dots., retsenzent;  
BAYKO, V.F., kand. tekhn.nauk, dots., nauchnyy red.; KLIMINA,  
Ye.V., red.; KRYAKOVA, D.M., tekhn. red.

[Automatic control systems for ships] Sudovye avtomatizirovan-  
nye ustanovki. Leningrad, Gos. soiuзное izd-vo sudostroit. pro-  
myshl., 1961. 595 p. (MIRA 15:2)  
(Marine engineering) (Automatic control)

VASIL'YEV, D.V., doktor tekhn. nauk, prof., zaslužhennyy (eyatel');  
TARATIN, A.F., inzh.

Synthesis of a system of mutually coupled channels of a heavy  
copying and milling machine. Izv. LETI no.47:220-260 '62.  
(MIRA 16:12)

ALEKSEYEV, A.Ye.; BASHARIN, A.V.; BOGORODITSKIY, N.P.; VASIL'YEV, D.V.;  
IVANOV, V.I.; LYUTER, R.A.; MANDYLOV, V.Ye.; YERMOLIN, N.P.;  
FRAMKE, A.V.

Vladimir Tikhonovich Kas'ianov; on the seventy-fifth anniversary  
of his birth and the tenth anniversary of his death.  
Elektrichestvo no.4:95 Ap '62. (MIRA 15:5)  
(Kas'ianov, Vladimir Tikhonovich, 1887-1952)

VASIL'YEV, D.V.; BESSEKERSKIY, V.A.; NEYMAN, L.R.; PIVOVAROV, S.P.;  
POLONSKIY, V.I.; FATEYEV, A.V.

Professor Arkadii Timofeevich Blazhkin, 1904 - ; on his 60th  
birthday and the 35th anniversary of his scientific and  
educational work. Elektrichestvo no.4:94 Ap '64. (MIRA 17:4)

BEREZNIKOVSKIY Sergey Fedorovich, dots., kand. tekhn. nauk;  
BESEKERSKIY, V.A., doktor tekhn.nauk, retse"zent;  
VASIL'YEV, D.V., doktor tekhn. nauk, retsenzent;  
BLAZHKIN, A.T., prof., red.; KVOCHKINA, G.P., red.

[Automatic regulation and control of electrical machines;  
some theory problems and elements of control systems] Av-  
tomaticheskoe regulirovanie i upravlenie elektricheskimi  
mashinami; nekotorye voprosy teorii i elementy sistem up-  
ravleniia. Leningrad, Sudostroenie, 1964. 418 p.  
(MIRA 17:9)



L 23557-65

Design and construction of a control system (in Russian), Leninrad, Iza-vo "Sudostroyeniye", 1964, 606 p. illus., biblio.  
10,900 copies printed.

TIPIC TAGS: servomechanism, electrical control system, amplifier

TABLE OF CONTENTS (abridged)  
Card 1/2

1. Introduction  
2. Background  
3. Methodology  
4. Results  
5. Discussion  
6. Conclusion

Bibliography -- 007

000 2/c

ACC NR: AM5004099

(N)

Monograph

UR70203

Vasil'yev, Dmitriy Vasil'yevich; Mikhaylov, Vladimir Aleksandrovich; Nornevskiy, Boris Ivanovich

Automation of ship equipment (Avtomatizatsiya sudovykh ustanovok) 2d ed., rev. and enl. Leningrad, Izd-vo "Sudostroyeniye", 1965. 607 p. illus., biblio. 3500 copies printed. Textbook for institutions of higher technical education

TOPIC TAGS: shipborne automatic control system, linear control system, nonlinear control system, electric motor

PURPOSE AND COVERAGE: This book is based on the course "Electrical equipment and automation of ships" conducted at the Leningrad Electrotechnical Institute im. V. I. Ul'yanova. This textbook is intended for use in the above-mentioned course in schools of higher technical education; it may also be used by engineers designing new automated marine plants and by manufacturing workers. The book deals with elements and control systems of automated ship installations. The theoretical fundamentals of automatic control are also considered, along with linearized systems and problems of the theory of nonlinear systems. Fundamentals of the statistical dynamics method of systems with automatic control are discussed.

TABLE OF CONTENTS [abridged]:

Foreword — 3

Card 1/4

UDC: 621.311.2—52:629.12

ACC NR: AM6004099

Introduction — 5

Ch. I. Elements of automated marine units

General information — 24

Relay-contactor control equipment — 26

Command equipment — 49

Braking electromagnets — 53

Dynamolectric amplifiers — 56

Magnetic amplifiers — 74

Synchronous marine communications systems — 92

Semiconductor devices and installations — 139

Logic elements — 161

Ch. II. Systems for the automatic control of electric motors

General information — 177

Starting direct-current motors — 178

Slowing down direct-current motors — 205

Controlling the speed of rotation of direct-current motors — 210

Starting three-phase motors — 215

Slowing down three-phase motors — 221

Controlling the speed of rotation of asynchronous motors — 223

Systems for throttle-controlling short-circuited asynchronous motors — 228

Ch. III. Continuous systems of automatic control and regulation

Fundamental correlations and characteristics of continuous systems of automatic

Card 2/4