

VALENTA, O.

Significance of small transfusions of preserved blood in actinotherapy
of cancer of the female genitalia. Cesk. gyn. 17 no.9-10:480-487 1952.
(CML 23:4)

1. Of the Institute of Mother and Child Welfare, Prague.

VALENTA, O.

Effect of tissue therapy of plasma protein level in gynecological
cancer. Cesk. gyn. 18 no.5:557-567 Oct 1953. (CIML 25:4)

1. Of the Institute of Mother and Child (Head--Prof. J. Trapl, M.D.),
Prague.

VALENTA, Oldrich

The role of radium therapy in obtainin g better results in the treatment of cancer of the body of the uterus. Cesk.gyn.25[39] S '60.

1. Ustav pro peci o matku a dite v Praze-Podoli, red.doc. dr.
M.Vojta, zaslouzily lekar CSSR.
(UTERUS NEOPLASMS radiother.)
(RADIUM)

HRADec, E.; BOREK, Z.; VENTA, J.; VALENTA, O.; MOTLIK, K.

Clinical aspects with special reference to the diagnosis of urological complications in gynecological cancer. Acta univ. carol. [med.] Suppl. 14:339-363 '61.

1. II. chirurgicka klinika fakulty vseobecneho lekarstvi University Karlovy v Praze, prednosta doc. dr. J. Lhotka I. gynekologicka klinika fakulty vseobecneho lekarstvi University Karlovy v Praze, prednosta prof. dr. K. Klaus Ustav pro peci o matku a dite v Praze, reditel doc. dr. J. Vojta II. patologickoanatomicky ustav fakulty vseobecneho lekarstvi University Karlovy v Praze, prednosta prof. dr. V. Jedlicka.
(GENITALIA FEMALE neopl) (UROLOGY)

VALENTA, Oldrich

Gynecologic oncology. Cesk. gynek. 28 no.6:411-414 '63.

1. Gyn.-por. klin. UDL v Praze-Podoli, prednosta doc. dr.
A. Cernoch.

(GYNECOLOGIC NEOPLASMS)
(NEOPLASM DIAGNOSIS)
(NEOPLASM RADIOTHERAPY)

SMAHEL, O., (Praha-Krc, Budejovicka 800); CERNOCH, A.; SORM, F.; KONIG, J.;
VALENTA, O.; SVEHLA, C.; SVORC, J.; BLAHA, V.; UHER, V.;
GERBEROVA, J.

An attempt to treat chorionepithelioma with 6-azauridin. Cas. lek.
Cesk. 104 no.4:1085-1087 8 0 '65.

1. Vyzkumny ustav experimentalni terapie a interni katedra Ustavu
pro doskolovani lekaru v Praze (reditel prof. dr. O. Smahel, DrSc.),
Gynekol.-porodnicka klinika Ustavu pro doskolovani lekaru v Praze
(prednosta doc. dr. A. Cernoch) a Ustav organicke chemie a biochemie
Ceskoslovenske akademie ved (reditel akademik F. Sorm).

VALENTA, P.

2*(2,4)
 PHASE I BOOK EXPLOITATION CZECH/2*33
 International Polarographic Congress. 1st, Prague, 1951
 Sborník I. Mezinárodního polarografického sjezdu. Díl 3. Hlavní
 část přednesena na sjezdu. Proceedings... Vol. 3. Reviews
 read at the Congress. Praha, přírodovědecké vydání (1952)
 774 p. 2,000 copies printed.
 Resp. Ed.: Jiří Koryta, Doctor; Chief Ed. of Publishing House:
 Milan Skalník, Doctor; Tech. Ed.: Oldřich Danka.
 PURPOSE: The book is intended for chemists, chemical engineers,
 and physiologists.

COVERAGE: The book is a collection of reviews and original papers
 read at the international polarographic Congress held in Prague
 in 1951. Uses polarography in organic and inorganic analysis,
 biochemistry, medicine, and industrial chemistry are discussed.
 In the German or English translations of each review are
 presented. In the section, Original Papers Read at the Congress,
 only those translations in Russian, German, and English which
 have not been published in Volume I are presented. The
 following scientists participated in the opening of the
 Congress: Professor Miltor Kemula, Dean of the Faculty
 of Sciences, Warsaw; Doctor Jaroslav Dolansky, Minister
 of Planning; Professor Jaroslav Herovsky, Chairman of
 the Congress; and Professor Jaroslav Fukatko, Chairman
 of the Center for Scientific Research and Technical
 Development. References follow each paper.

Valenta, P. Study of Current Discontinuity Appearing on a Cathode Beam Electrode	377
Maack, J. Discontinuity on Polarographic Curves Observed in the Reduction of Some Inorganic Oxy/Gen-containing Anions [Russian Translation] [English Translation]	382 386 390
Štálenka, M. Some Examples of Using Polarography in Industrial Laboratories	433
Novák, J.V.A. Determination of Phosphates [Russian Translation] [German Translation]	438 439 442
Kováček, K. Polarographic Determination of Small Amounts of Thorium	444
Kováček, K. Polarographic Determination of Bases	455
Kordecký, J., P. Maděraleský, and B. Malina. Experience in the Use of the Polarographic Method in Steelmaking	461
Božiš, J. Polarographic Determination of Manganese in a Triethanolamine Medium	464
Linhart, P. Polarographic Determination of Gold	470

Card 6 / 14

Electrochemistry 7

CA

Use of complexes in chemical analysis. XXXI. The polarography of germanium. P. Vokulka and P. Zuman (Central Polarographic Inst., Prague, Czech.). *Chem. Listy* 66, 476-9 (1962); cf. *C.A.* 46, 11032h. — Ge^{4+} shows a polarographic wave at -1.4 v. in a soln. of 0.1 *N* NH_4Cl and 0.1 *N* NH_4Cl . If the detn. of Ge is carried out in 0.1 *M* $\text{Na}_2(\text{CO}_3)_2$, NH_4Cl , $\text{CH}_3\text{N}(\text{CO}_2)_2$ (complexone III) at pH 6-8, the wave at -1.3 v. is formed, this wave is practically const. over the range of pH 5-9 and is undisturbed by excess Zn and As^{3+} . As^{3+} gave a wave which was 5×10^{-3} more neg. Optimum concns. of Ge for the detn. were 5×10^{-5} — 5×10^{-4} , min. $5 \cdot 10^{-5}$ at pH 7.6-8. Interfering effect of SiO_2 can be eliminated by the addn. of 10^{-4} *M* fuchsin. M. Hurlický

WINDTAL, P.

C7 100

~~CONFIDENTIAL~~
The nature of
the two reduction waves of Sn^{IV} in $\text{NH}_4\text{OH-NH}_4\text{Cl}$
buffer solution is described. The statement of Dasgupta and
Saha (C. I. 48) that the combined heights of the two
waves should be used for analytical purposes is disputed.
Further studies on the systematic evolution of the
waves are reported. (Author's address: London A. S. 100)

VALENTA P

VALENTA, P.

CZECH

Apparatus for recording changes in polarographic characteristics with time. P. Valenta (Polarograf, ústav CSAV, Prague). *Chem. Listy* 49, 550-01(1955).—The pen-recording electronic polarograph constructed automatically registers the polarographic curve of the depolarizer in periodic intervals and in regulative potential limits. The app. can be used to control automatically the concn. of polarographically active substances in chem. production.

P. Štráfelda

SECRET
CONFIDENTIAL
of polarographic and
no further

J. ZYSA

VALENTA, P.

2

✓ Oscillographic current-voltage curves. P. Valenta
(Polarographic Inst., Prague). *Z. physik. Chem. (Leipzig)*
Sonderheft July, 1958, 46-57. — Review of instrumentation,
16 references. H. K. Zimmerman

VALENTA, Pavel, and VOJEL, Jiri

"Triangle Tension Impulse Polarography," Chemicke Listy, Prague, No. 12, Dec 60, p. 1279

Affiliation: Polarographic Institute, CSAV, Prague.

VALENTA, P.

Oscillographic-current tension curves. III. Examination of formaldehyde in buffer medium. Coll Cz chem 25 no.3:853-861
Mr '60. (EEAI 9:12)

1. Polarographisches Institut, Tschechoslowakische Akademie der Wissenschaften, Prag.
(Oscillograph) (Electric currents)
(Formaldehyde) (Buffer substances)

VOLKE, J.; VALENTA, P.

Polarography of aromatic heterocyclic compounds. VIII. Polarographic study of formyl pyridine and pyridoxal in acid solutions. Coll Cz Chem 25 no.6:1580-1585 Je '60. (EEAI 10:9)

1. Polarographisches Institut, Tschechoslowakische Akademie der Wissenschaften, Prag.

(Polarograph and polarography) (Aromatic compounds)
(Formyl pyridine) (Pyridoxal)

KUTA, J.; VALENTA, P.

Determining of the hydration equilibrium constants of glyoxylic acid and its anions by oscillography with induced stress. Coll Cz Chem 28 no.6:1593-1597 Je '63.

1. Polarographisches Institut, Tschechoslowakische Akademie der Wissenschaften, Prag.

VALENTA, Vaclav; VLACHOVSKY, Karel; VYSKOCIL, Vaclav; ZBYTOVSKY,
Adolf; KOTT, Josef; KOVARIK, Karel; MAZUR, Arne; COUFAL, Jaromir

Some remarks on the problem of nuclear reactor shielding.
Jaderna energie 9 no.7:233 JI '63.

1. Zavody V.I. Lenina, Plzen.

ACCESSION NR: AT4040381

Z/2503/83/000/009/0059/0067

AUTHOR: Sramek, Bohumir (Shramek, Bogumir); Valenta, Vladimir

TITLE: One-time electronic pulse delay elements for the Czech EPOS-1 and EPOS-2 computers

SOURCE: Ceskoslovenska akademie ved. Vyzkumny ustav matematickych stroju. Stroje na zpracovani informaci, no. 9, 1963, 59-67

TOPIC TAGS: delay element, electronic pulse delay element, one-time delay element, computer, Czech computer, computer delay element, pulse delay element

ABSTRACT: One-time dynamic delay elements with a delay of 1 microsecond are described. These can be designed with tubes as well as with transistors. A complete description is given. These one-time delay elements have the following properties: (1) a sufficiently powerful output; (2) they make allowances for a marked distortion of the input signal with respect to both amplitude and phase; (3) a high interference stability with respect to high frequency magnetic fields; (4) the operation of the unit does not depend upon the amplitude of the input signal if this signal does not exceed U_3 level. Under practical conditions, a voltage of $U_4 = \sqrt{6}$ volts corresponds to the binary unit level, and a voltage of

Card 1/2

ACCESSION NR: AT4040381

$U_1 = -0.5$ volts corresponds to a binary zero. A reduction of the binary unit level to a value of $U_3 = /2.5$ volts and reduction of the binary zero level shift at the input to a value of $U_2 = 1$ volt does not produce a disruption in the device's reliable operation. The delay devices with one-time delay fulfill the following functions in the EPOS-1 and EPOS-2 computers: (1) regeneration of the pulse shapes; (2) pulse delay for one single interval; (3) storage of one binary information digit with a closed feedback loop with outputs at the device's input. Orig. art. has: 9 figures.

ASSOCIATION: Issledovatel'skiy Institut Matematicheskikh Mashin, Prague (Computer Research Institute)

SUBMITTED: 23Aug62

DATE ACQ: 18Jun64

ENCL: 00

SUB CODE: DP, EC

NO REF SOV: 000

OTHER: 003

Card 2/2

VALENTA, V.

Static solution of frame structures by the method of divided moments. p. 345.

INZENYRSKE, STAVBY. (Ministerstvo stavebnictvi) Praha, Czechoslovakia.
Vol. 7, no. 9, Sept. 1959.

Monthly List of East European Accessions (EEAI) LC Vol. 8, no. 11, Nov. 1959
Uncl.

ZALEWSKI, Wacław, Mgr. inż.; (Warsaw); VALENTA, Vladimír, inż., dr.

Some solutions of industrial hall construction in Poland.
Inz stavby 10 no.4:127-132. -p '62.

VALLEA, Yodanis, Inc. et al.

Company of business reference, Inc. et al. et al. et al.

VALENTA, Vladimir, dr inz. (Bratislava, Czechoslovakia); MOTAY, Edward,
mgr inz.

Letters to the editor. Inz i bud 21 no.10;368 0 '64.

1. Design Office of Industrial Construction, Krakow (for
Motak).

ACCESSION NO: AP5022177

ca/cnra/65/11/005/0142/0170

AUTHOR: Valentia, Vaclav; Vlachovsky, Karel (Vlachovski, K.)

TITLE: Compensation of reactivity by means of absorbing rods 17


SOURCE: Jaderna energie, v. 11, no. 5, 166-170

TOPIC TAGS: nuclear reactor, nuclear reactor component, nuclear reactor technology

ABSTRACT: A new possibility is demonstrated for reactivity compensation by means of liquid absorbing rods. The rods are made of a material which is soluble in the moderator. The rods are inserted into the reactor core and the reactivity is compensated by the absorption of the rods. The rods are made of a material which is soluble in the moderator. The rods are inserted into the reactor core and the reactivity is compensated by the absorption of the rods.

ABSTRACTED BY: Zaryady, V. I. Izvestiya, Moscow, U.S.S.R., 1971, p. 170

Card 1/2



R04M

VALENTA (V.). Notes on *Verticillium cinnabarinum*.—*Studia bot. technol.*, 9, 2-4, pp. 160-173, 2 figs., 1948.

The author reviews the genera *Verticillium* and *Acrostalagmus* with special reference to the groups *lateritium* and *cinnabarinum* and some miscellaneous species. He concludes that *V. cinnabarinum* and *V. affine* are synonyms of *V. lateritium* (the imperfect state of *Nectria inventa*), for which he gives a new Latin diagnosis, and suggests that the names *Acrostalagmus cinnabarinus* var. *hypocephalus* Dem. and *A. cinnabarinus* f. *minus* be dropped.

The pathogenicity of *V. lateritium* [*R.A.M.*, 5, p. 13; 8, p. 238] remains to be established.

VALENTA (V.). *Mykologické poznámky I.* (Mycological notes I.) — *Acta Acad. Sci. nat. Morav. Sil.*, 20, 6, 10 pp., 6 figs., 1948. [English summary.]

In the winter of 1947-8 the author isolated from distorted greenhouse *Cyclamen persicum* plants in Bratislava, Slovakia, in addition to *Penicillium brevi-compactum* a strain of *Cephalosporium sclerotigenum* which differed from that described by Moreau (*Rev. Mycologic*, N.S., 6, 3-4, pp. 49-94, 1941) in producing fewer sclerotia. In culture the pale rose mycelium consists of hyaline hyphae measuring 1.5 to 2.5 μ in diameter. The simple, erect, non-septate, hyaline conidiophores tapering at the apex, are 2 to 2.5 μ in diameter at the base, and 17 to 40 μ long. The aggregated, hyaline, cylindrical or oblong conidia, borne in spherical drops, measure 3 to 6 by 1.3 to 1.6 μ . The mostly globose sclerotia are dispersed in the mycelium and measure 21 to 52 μ in diameter and may be up to 70 by 52 μ .

In the summer of 1944 the leaves, sepals, petals, and anthers of garden carnations were attacked by *Heterosporium echinulatum* [*R.A.M.*, 25, p. 185]; the mycelium sometimes penetrated into the pollen-grains.

In September, 1944, a tomato fruit was found infected with *Gloeosporium* [*Glomerella*] *lycopersici* [*ibid.*, 14, p. 725], reported for the first time from Czechoslovakia.

VALENTA, V.

"A new plant parasite, *Penicillium brevicompactum*.", p. 281, (SECRET,
Vol. 24, #3/4, Oct. 1951, Czechoslovakia)

SO: Monthly List of East European Accessions, Vol. 2, #3, Library of
Congress, August 1953, Uncl.

VALENTA, V.

"Microbiology of the Soil." p. 143, Bratislava, Vol. 6, 1951.

SO: East European Accessions List, Vol. 3, No. 9, September 1954, Lib. of Congress

VALENTIA, VLK.

Source: [illegible]

Author : [illegible]

Title : [illegible]

Code : [illegible]

Date Pub : [illegible]

Abstract : [illegible]

VALENTA, V.

Botanical notes from Slovakia. p. 356

Vol. 10, No. 3, 1955

BIOLOGIA

Bratislava, Czechoslovakia

So: Eastern European Accession Vol. 5, No. 4, April 1956

VALENTA, VLK

O stolbure; experimentaina diagnostika choroby. Bratislava, Vydavatelstvo Slovenskej akademie vied, 1955. 21 p. (Slovenska akademia vied Sekcia 2. Prace. Seria biologicka, zv. 1, zosit 7 ["Big bud"; an experimental diagnosis of t the disease. German and Russian summaries. illus., bibl.]

SOURCE: East European Accessions List, (EEAL) Library of Congress
Vol. 5, No. 8, August 1956

VALENTA, V.

VALENTA, V. Witches' broom virus in potatoes of Czechoslovakia. p. 449.

Vol. 11, No. 8, 1956.

BIOLOGIA
SCIENCE

Bratislava, Czechoslovakia

So: East European Accession, Vol. 6, No. 2, Feb. 1957

VALENTA, V.

The occurrence of "stolbur" of the Solanaceae in the natural foci of infection. p.5.
(BIOLOGICKE PRACE, Vol. 2, no. 10, 1956, Bratislava, Czechoslovakia.)

SO: Monthly List of East European Accessions (EEAL) LC, Vol. 6, no. 12, December 1957. Incl

Country : Czechoslovakia 0
Category : Plant Diseases. General Problems.
Abs Jour. : Ref. Zhur.-Biologiya No. 11, 1958. No. 49215
Author : Valanta, V.
Institute : Institute of Virology, Czechoslovakian Academy *
Title : The Nidus of Big Bud Disease (Caused by Chloro-
genus australiensis) in Solanaceae
Orig. Pub.: Biol. prace, 1956, 2, No. 10, 36 p.
Abstract : The author characterizes big bud disease as a
virus infection with natural breeding grounds.
The components of the natural nidus of this
infection are: the pathogen, reserve plants and
a carrier. Big bud is spread by the cicada,
Hyalethea obsoletus Sign. Seventeen plant
species, members of five families, are susceptible
*of Sciences, Bratislava
Card: 1/5

Country : Czechoslovakia 0
Category : Plant Diseases. General Problems.

Abs. Jour.: Ref. Zhur.-Biologiya No. 11, 1958. No. 49215

Author :
Institute :
Title :

Orig. Pub.:

Abstract : to the disease. Perennial weeds in which big bud produces blossom greening are more permanent sources of infection than those plants which show wilting, as, for example, the potato. The principal source of infestation is European glorybind. The long incubation period of the virus in this plant (about a month) considerably reduces the role of plants infected during the current season

Card: 2/5

Country : Czechoslovakia 0
Category : Plant Diseases. General Problems.

Abs Jour. : Ref. Zhur.-Biologiya No. 11, 1958. No.49215

Author :
Institute :
Title :

Orig. Pub.:

Abstract : as sources of infection. The adult insects are encountered during the period from June to August during which time not all the insects migrate from the disease nidus to cultivated plants: a large part of these remain at the breeding ground becoming big bud vectors among wild plants. Inasmuch as part of the species migrate to cultivated plants, the disease also appears outside the

Card: 3/5

Country : Czechoslovakia
Category : Plant Diseases. General Problems.

0

Abs. Jour.: Ref. Zhur.-Biologiya No. 11, 1958. No. 49215

Author :
Institute :
Title :

Orig. Pub.:

Abstract : breeding ground. The extent of epiphytotic character in big bud is affected by the number of virus-bearing specimens of the vector. The great mobility of the vector and the short duration of the act of infecting (five minutes are sufficient to infect a plant) explain the mass spread of the disease in localities where the number of carriers is not great. Big bud was primarily a disease of

Card: 4/5

2

Country : Czechoslovakia
Category : Plant Diseases. General Problems. 0

Abs Jour. : Ref. Zhur.-Biologiya No. 11, 1958. No. 49215

Author :
Institute :
Title :

Orig. Pub.:

Abstract : wild plants. The communication of the disease to cultivated plants is a secondary phenomenon. This study was made at the Institute of Virology of the Czechoslovakian Academy of Sciences, Bratislava.--G.M. Razvyazkina

Card: 5/5

VALENTA, V.

CZECHOSLOVAKIA / General and Specialized Zoology. P
Insects. Systematics and Faunistics.

Abs Jour : Ref Zhur - Biol., No 10, 1958, No 44677

Author : Musil, M.; Valenta, V.
Inst : Not given

Title : The Distribution of the Homopteran *Hyalosthes*
obsolotus Sign. in Slovakia.

Orig Pub : Biologia, 1957, 12, No 2, 133-136

Abstract : No abstract given.

Card 1/1

4

CZECHOSLOVAKIA / General Division, Congresses, Conventions, A-4
Conferences

Abs Jour: Ref Zhur-Biologiya, No 5, 1958, 18876

Author : ~~Valenta Vlk~~

Inst : -

Title : The Conference on Problems of Tetanus

Orig Pub: Biologia, 1957, 12, No 2, 147-148

Abstract: At the conference at the House of Scientific Workers of the Slovakian Academy of Sciences in Smolenits which took place on 17-18 September 1956, nine reports were heard. A decision was made concerning the necessity of organizing the struggle on an international scale and the organization of scientific research on the diagnostics, epiphytology, the study of the viruses, the host-plants, and the insect-carriers of the viruses.

Card 1/1

VALENTA, V.

Present problems in the plant virology of the USSR.

P. 464, 'Biologia) Vol. 12, no. 6, 1957, Praha, Czechoslovakia

SO: Monthly Index of East European Accessions (EFAI) Vol. 6, No. 11 November 1957

CZECHOSLOVAKIA - Virology. Plant Viruses

3

Abs Jour : Ref. Zhur - Biol., No. 16, 1958, No. 71799

Author : Valenta, Vik.

Inst : -

Title : Notes on a Virus of Tobacco Necrosis in
Czechoslovakia.

Orig Pub : Biologia, 1957, 12, No. 11, 808-815

Abstract : Review. Bib. 11 titles.

Card 1/1

VALENTA, V.

CZECHOSLOVAKIA / Virology. Plant Viruses.

E-1

Abs Jour : Ref Zhur - Biologiya, No 22, 1958, No: 99071

Author : Bystricky, V.; Valenta, V.; Zavada, J.

Inst : Not given

Title : Electronoscopy of the Virus of Tobacco Necrosis,
Isolated in Czechoslovakia

Orig Pub : Biologia, 1957, 12, No 11, 816-820

Abstract : The size of the virus particles equals ~265A for
coarse and 160 - 180A for small particles. The latter
constitute 20% of the general quantity of particles.

Card 1/1

VALENTA, V.

"4th International Congress on Crop Protection in Harburg, September 9-14, 1957."

p. 113 (Biologia, Vol. 13, no. 2, 1958, Praha, Czechoslovakia)

Monthly Index of East European Accessions (MEAI) LC, Vol. 7, no. 9,
September 1958

Organization
Title: Plant Diseases. General Problems. U

ISS. JOURN: Vestnik - Biologiya, No. 5, 1959, No. 20596

Author : Valenta, Vik
Inst. : Not given
Title : Plant Virology in the Agricultural Research Program in the Federal Republic of Germany

ORIG. PUB.: Biologia, 1958, 13, No.4, 316-318

ABSTRACT : Scientific research organization in the FRG in the field of plant virology and the basic trends of work conducted by the individual institutes are described.

CARD : 1/1

VALENTA, V.

Interference studies with yellows-type plant viruses. I. Cross protection tests with European viruses. Acta virol. Engl. Ed., Praha 3 no.2:65-72 Apr 59.

1. Institute of Virology, Czechoslovak Academy of Sciences, Bratislava.
(VIRUSES,
yellow-type plant viruses, cross protection tests with
European types)

VALENTA, V.

Interference studies with yellows-type plant viruses. Acta virol.
Engl. Ed., Praha 3 no.3:145-152 July, 1959

1. Institute of Virology, Czechoslovak Academy of Sciences, Bratislava.
(VIRUSES) (PLANTS)

VALENTA, V.

"Experiments with thermal inactivation of some European jaundice viruses in vivo"

Biologia. Bratislava, Czechoslovakia. Vol. 14, no. 2, 1959

Monthly list of East European Accessions (EEAI), LC, Vol. 8, No. 7, July 59, Unclas

VALENTA, Vlk.

A new locality of *Liparis loeselii* Rich. and *Anacamptis pyramidalis*
Rich. in Zahorska nizina. *Biologia* 15 no.2:128-129 '60.

(KEAI 9:5)

(Czechoslovakia--*Liparis loeselii*)

(Czechoslovakia--*Anacamptis pyramidalis*)

VALENTA, Vlk.

Echinocystis lobata, a reservoir of the cucumber mosaic in Slovakia.
Biologia 15 no.3:217-220 '60. (EEAI 9:8)

1. Virologický ústav Československé akademie věd, Bratislava.
(SLOVAKIA--ECHINOCYSTIS LOBATA)
(MOSAIC DISEASE)
(CUCUMBERS)

MISIGA, Stanislav; MUSIL, Milos; VALENTA, Vlk.

Some host plants of the clover phyllody virus. *Biologia* 15 no.7:538-542 '60. (EAI 10:2)

1. Virologický ústav Československé akademie věd, Bratislava.
(CLOVER) (VIRUSES)

VALENTA, Vlk.

A conference on the virus diseases of potatoes. Biologia 16 no.2:
156-157 '61. (EEAI 10:8)
(POTATOES) (VIRUSES)

VALENTA, Vlk, dr.; MISIGA, Stanislav, prom.biol.; MUSIL, Milos, prom.biol.

Distribution of parastolbur in Slovakia. Biologia 16 no.3:178-183
'61. (KEAI 10:9/10)

1. Virologicky ustav Ceskolovenskej akademie vied, Bratislava.

(STOLBUR)

SPANIK, Viliam, inz.; VALENTA, Vlk, dr.; BYSTRICKY, Vojtech, inz.

An experiment with the control and electron microscopy of the onion yellow dwarf virus. Biologia 16 no.8:615-618 '61.

1. Virologický ústav Československé akademie věd, Bratislava 9, Mlynska dolina (for Spanik and Valenta); 2. Katedra technické mikrobiologie a biochemie chemické fakulty Slovenské vysoké školy technické, Bratislava, Kollarovo nám (for Bystrický)
(Onions)

BLASKOVIC, D., akademik; VALENTA, V.

Problem of pathogenesis and resistance in case of diseases caused by viruses and rickettsiae. Vestnik CSAV 70 no.1:69-70 '61.

1. Virologický ústav, Československá akademie věd, Bratislava.

*

VALENTA, V.

Thermal inactivation of yellows-type viruses in vivo. Acta virol.
(Praha)[Eng]6 no.1:94 Ja '62.

1. Institute of Virology, Czechoslovak Academy of Sciences, Bratislava.

(VIRUSES)

CZECHOSLOVAKIA

VALENTA, Vlk; MUSIL, Milos; Virological Institute, Czechoslovak Academy of Sciences (Virologický Ústav Československé Akademie Vied), Bratislava.

"Serological Relationships Between Vectors of Yellow-Type Viruses and Some Other Leafhoppers."

Bratislava, Biologia, Vol 21, No 6, 1966, pp 453 - 456

Abstract [Authors' English summary modified]: Antisera prepared by immunizing rabbits with homogenates from viruliferous *Euscelis Plebeius* leafhoppers reacted in agar double diffusion test not only to homologous antigen but also to antigens from *Aphrodes bicinctus*, *Macrosteles levis*, and 5 other leafhopper species. The number of precipitation lines differed according to the quality of the serum and the kind of antigen used. No specific reactions to viruses of clover dwarf and clover phyllody were obtained. 1 Figure, 3 Western, 2 Czech, 1 Russian reference. (Manuscript received 3 Feb 66).
1/1

VALENTA, V.M.

New data on stolbur and some yellows viruses in Czechoslovakia.
Trudy Inst. gen. no.24:278-287 '58. (MIRA 11:9)

1. Institut virusologii Chekhoslovatskoy AN, Bratislava.
(Czechoslovakia--Virus diseases of plants)
(Leafhoppers)
(Insects as carriers of plants diseases)

VALENTA, V. T., Cand Biol Sci — (diss) "Pine Borers and Measures of Combating Them in the Conditions of the Lithuanian SSR." Vilnius, 1960, 24 pp, (Ministry of Higher and Secondary Specialist Education USSR; Vilnius State Univ in V. Kapsukas) 350 copies, no price given (KL, 21-60, 120)

VALENTA, Z.

Valenta, Z. Fish living in biocoenosis in the Sazava River near Kacov. p. 67.
CASOPIS; ODDIL PŘÍRODOVEDNÝ. Praha. Vol. 123, no. 1, 1954.

SO: Monthly List of East European Accessions, (TEAL), LC, Vol. 4, No. 11,
Nov. 1955, Uncl.

ZASTERA, M.; HUENER, J.; POKORNY, J., VALENITA, Z.

Isolation of *Toxoplasma gondii* from domestic fowl. (*Gallus gallus dom.*). *Cesk. epidem.* 14 no.3:168-169 My '65

1. Ustav epidemiologie a mikrobiologie, Praha, a Statni vyzkumny veterinarni ustav, Praha.

CZECHOSLOVAKIA

GUTHRIE, R.W.; HENRY, W.A.; IMMER, H.; WONG, C. M.; VALENTA, Z.; WIESNER, K.

Dept. of Chemistry, Univ. of New Brunswick, Fredericton, New Brunswick,
Canada (for all)

Prague, Collection of Czechoslovak Chemical Communications, No 2,
Feb 1966, pp 602-621

"The total synthesis of the Garrya veatchii alkaloids."

KUZNETSOV, YE.V., VALETINOV, R.K., BAKHITOV, M.I.

Substituted organophosphorus compounds as monomers of high molecular substances.

Khimiya i Primeniye Fosfororganicheskikh Soyedineniy (Chemistry and application of organophosphorus compounds) A. YE. AREIZOV, Ed.
Publ. by Kazan Affil. Acad. Sci. USSR, Moscow 1962, 632 pp.

Collection of complete papers presented at the 1959 Kazan Conference on Chemistry of Organophosphorus Compounds.

ROYTBURD, TS. YA., VALETDINOV, R.K.

Synthesis based on phosphine.

Khimiya i Primeneniye Fosfororganicheskikh Soyedineniy (Chemistry and application of organophosphorus compounds) A. YE. ARNIZOV, Ed.
Publ. by Kazan Affil. Acad. Sci. USSR, Moscow 1962, 632 pp.

Collection of complete papers presented at the 1959 Kazan Conference on Chemistry of Organophosphorus Compounds.

FILIPOVIC, I.; PILJAC, I.; CRNIC, Z.; RADULOVIC, M.; VALENTEKVIC, Df.

Polarographic investigations of some metal monocarboxylato complexes. II. Monocarboxylato complexes of zinc. Croat chem acta 33 no.1:45-50 '61.

1. Institute of Inorganic Chemistry, Faculty of Technology, University of Zagreb, Zagreb, Croatia, Yugoslavia 2. Member of the Editorial Board, "Croatica chemica acta, Arhiv za Kemiju" (for Filipovic).

VALENTELIS, L. Yu.

137-58-1-1378

Translation from: Referativnyy zhurnal, Metallurgiya, 1958, Nr 1, p 183 (USSR)

AUTHORS: Matulis, Yu. Yu., Valentelis, L. Yu.

TITLE: Chemical Polishing of Aluminum and Its Alloys (K voprosu o khimicheskoy polirovke alyuminiya i yego splavov)

PERIODICAL: Liet. TSR mokslu Akad. darbai (Tr. AN LitSSR, 1957), Vol 2B, pp 33-39 (Summary in Lithuanian)

ABSTRACT: The efficiency of solutions for the chemical polishing of Al and its alloys has been studied to find the optimum conditions for this process. The experiments were run in solutions consisting of mixtures of H_3PO_4 , HNO_3 and acetic acid, with stationary and rotating specimens of technically pure aluminum and duraluminum. Optimum ratios of the various acids in the mixtures and other conditions required for the chemical polishing of Al and duraluminum have been established. The rate of solution of the metal during polishing was established for stationary and rotating specimens. Analysis of the results leads to the hypothesis that the mechanism of chemical polishing of Al and its alloys in mixtures of the acids employed is based on the inhomogeneity of the oxide film on the projections and depressions in the sur-

Card 1/2

137-58-1-1378

Chemical Polishing of Aluminum and Its Alloys

face of the metal on differences in the rates of diffusion of the substances participating in the reaction.

T. S.

1. Aluminum--Chemical polishing
2. Aluminum alloys--Chemical polishing

Card 2/2

137-58-3-5641

Translation from: Referativnyy zhurnal, Metallurgiya, 1958, Nr 3, p 164 (USSR)

AUTHORS: Matulis, Yu. Yu., Valentelis, L. Yu.

TITLE: To the Problem of Obtaining Bright Galvanized Copper Coatings From Sulfuric Acid Solutions (K voprosu blestyashchikh gal'vanopokrytiy med'yu iz sernokislykh rastvorov)

PERIODICAL: Liet. TSR Mokslu Akad. darbai, Tr. AN LitSSR, 1957, B3 (II), pp 17-31

ABSTRACT: Investigations were performed in order to determine conditions required to obtain bright galvanized Cu coatings from sulfuric acid electrolytes of the following composition: 250 g/liter $\text{CuSO}_4 \cdot 5\text{H}_2\text{O}$, 50 g/liter H_2SO_4 ; the temperature was maintained at 18°C and various amounts of luster-producing agents [thiourea (T), n-benzosulfo-azo-naphtylamine, and organic compounds containing azo groups] were added. Stationary as well as revolving cathodes (with a rotary velocity of 380-4200 rpm) were employed in the electrodeposition of Cu. In the course of each electrolysis process the cathodic polarization was measured by means of the null method. The quality of the Cu coating was inspected visually and was investigated

Card 1/3

137-58-3-5641

To the Problem of Obtaining Bright Galvanized Copper Coatings (cont.)

microscopically as well as by means of X-ray diffraction. Measured data indicate that additions of T significantly displace the cathodic polarization potential of Cu liberation in the negative sense. This effect is amplified by increasing the amount of T in the electrolyte and by employing revolving electrodes. It is established that the displacement of the cathode potential resulting from an addition of T is connected with the formation of a bright structure of electrolytically deposited Cu. It is shown that T reacts with Cu to form compounds and complex ions of the type: $\text{Cu}(\text{CSN}_2\text{H}_4)_4^+$. The formation of such cations causes considerable amounts of T to enter the galvanic precipitates, thus creating internal stresses and brittleness and impairing the adhesion between the galvanic coating and the parent metal. By adding n-benzosulfo-azo-naphthyl amine to the electrolyte it was possible to reduce the amount of T present in the galvanic precipitate and to achieve bright plastic Cu coatings which adhere firmly to the parent metal. In addition, the aromatic compounds also stabilize the cathodic potential, which tends to fluctuate at greater current densities if T is present in the acidic copper electrolyte. The mechanism of this process involves a reaction between the anions of the aromatic compounds and the complex ions $\text{Cu}(\text{CSN}_2\text{H}_4)_4^+$, as well as the formation of large neutral molecules, all of which prevents the inclusion of T into the galvanic Cu coating. It is established that strong, bright, plastic

Card 2/3

137-58-3-5641

To the Problem of Obtaining Bright Galvanized Copper Coatings (cont.)

deposits of electrolytic Cu are obtained at room temperature in standard sulfuric acid copper-plating electrolytes, if the electrolyte contains additions of T (0.062-0.124 g/liter) and n-benzosulfo-azo-naphthylamine (0.02-0.085 g/liter).
A. L.

Card 3/3

Dissemination
VALENTIELIS, L.Yu., Cand Chem Sci-- (diss) "~~On the problem of galvanic~~
antipolates with
~~coatings~~ of copper from sulfuric acid solutions." Vil'nyus, 1953. 14 pp
(Min of Higher Education USSR. Vil'nyus State Univ. V. Krasnaya), 150 co-
pies (HL, 44-58, 120)

-10-

MATULIS, Yu., Yu. [Matulis, J.]; VALENTELIS, L. Yu. [Valentelis, L.]

On the mechanism of cathode processes occurring in the electrodeposition of nickel. Liet ak darbai B no.1:155-175 '61.
(EEAI 10:9)

1. Institut khimii i khimicheskoy tekhnologii Akademii nauk Litovskoy SSR.

(Electroplating) (Nickel)

VALENTELIS, L.Yu.; ALAUNE, Z.B.; MATULIS, Yu.Yu. [Matulis, J.]

Change of the microstructure of galvanic deposits of nickel as dependent on the additions of acetanilide and coumarin and the decrease of concentration of the latter in solution during electrolysis. Trudy AN Lit.SSR. Ser. B. no.2:3-11 '65.

(MIRA 19:2)

1. Institut khimii i khimicheskoy tekhnologii AN Litovskoy SSR.
Submitted September 25, 1964.

VALENTELIS, L. Yu.; REKLITE, V.V. [Reklyte, V.]; POSHKUS, D.P. [Poskus, D.]
MATULIS, Yu.Yu. [Matulis, J.]

Correlation between texture and hydrogen absorption by nickel
electrodeposits as dependent on the conditions of electrolysis.
Trudy AN Lit. SSR. Ser. B. no. 4:7-14 '65 (MIRA 19:2)

1. Institut khimii i khimicheskoy tekhnologii AN Litovskoy SSR.
Submitted July 29, 1965.

VALENTEY, D

I

Die Arbeitslosigkeit-der unentbehrliche Gefahrte des Kapitalismus. Berlin, Dietz, 1953.
285 p. tables. Translated from the Russian, "Besrabotitsa-Neizbezhnyy sputnik kapitalizma",
Moscow, 1951. Bibliographical footnotes.

N/5

761.5

.V1

VALENTEY, D.

We need more research on population problems ("Criticism
of bourgeois population theories and policies" by B.IA.
Smulevich. Reviewed by D.Valentei). Vop.ekon. no.9:127-131
S '59. (MIRA 12:12)
(Demography) (Smulevich, B.IA.)

VALENTY, D.

Building cities in the process of the transition to communism.
Vop. ekon. no.4:131-139 Ap '60. (MIRA 13:3)
(Cities and towns)

VALENTEY, D.

Practice in research publications. Vop. ekon. no.10:154-155
0 '62. (MIRA 15:11)
(Economics--Periodicals)

VALENTEY, D. I.

"Economic growth in developing countries and population"

report to be submitted for the United Nations Conference on
Application of Science and Technology for the Benefit of Developing
Countries - Geneva, Switzerland, 1-20 Feb 68

CSILLAG, Miklos, dr.; FEHER, G. Katalin; VALENTI, Ilona

"Laboratory" and "Clinical" accuracy of immunological pregnancy tests. Orv. hetil. 106 no.15:687-691 11 Ap '65

1. Budăpesti Orvostudományi Egyetem, II. Női Klinika (igazgató: Zoltan, Imre, dr.).

VALENTIK, Ivan Yakovlevich; IYUDIN, I.M., red.; SHEVCHENKO, L.V., tekhn.red.

[Karelia in the sixth five-year plan] Karelia v shestoi piatiletke.
Petrozavodsk, Gos. izd-vo Karel'skoi ASSR, 1957. 133 p. (MIRA 11:5)
(Karelia--Economic conditions)

VALENTIK, Ivan Yakovlevich; KRIVCHENOK, I.Ye., red.; SHEVCHENKO,
L.V., tekhn. red.

[The seven-year plan of Karelia in operation; facts and
figures] Semiletka Karelii v deistvii; tsifry i fakty.
Petrozavodsk, Karel'skoe knizhnoe izd-vo, 1963. 174 p.
(MIRA 16:7)

1. Predsedatel' Gosudarstvennogo planovogo komiteta Soveta
Ministrov Karel'skoy ASSR (for Valentik).
(Karelia--Economic policy)

PHASE I BOOK EXPLOITATION

SOV/6075

Kozlov, Valentin Mikhaylovich, and Valentin Dmitriyevich Turovskiy

Berilliy; toksikologiya, klinika porazheniy, gigiyena truda (Beryllium; Toxicology, Clinical Treatment of Diseases, and Industrial Hygiene) Moscow, Atomizdat, 1962. 117 p. 2300 copies printed.

Ed. (Title page): A. I. Burnazyan; Ed.: T. P. Kalyuzhnaya; Tech. Ed.: Ye. I. Mazel'.

PURPOSE: This booklet is intended for medical specialists, technical personnel, technical inspectors of trade unions, and workers in beryllium enterprises.

COVERAGE: The booklet deals with the toxicology of beryllium, clinical treatment of diseases caused by beryllium, industrial hygiene in beryllium production, and the protection of external media from contamination by beryllium waste products. The author has worked out the necessary sanitation and hygiene requirements for planning working areas, for different types of plant

Card 1/1 2

Beryllium; Toxicology, Clinical Treatment of Diseases (Cont.) SOV/6075

equipment currently in use, and for industrial ventilation systems. The major portion of the text on sanitation and hygiene requirements applies to the production of beryllium and beryllium articles and to plants which produce beryllium-rich alloys. It does not apply to production processes for alloys containing trace amounts of beryllium or to the manufacture of articles from such alloys. No personalities are mentioned. There are 85 references, all Soviet.

TABLE OF CONTENTS [Abridged] :

Ch. I. Beryllium: Properties and Application	3
Ch. II. The Technology of Beryllium Production in Brief	11
Ch. III. Experimental Toxicology of Beryllium and Its Compounds	19
Ch. IV. Clinical Treatment and Diagnosis of Diseases Caused by Beryllium and Its Compounds	32

Card 2/6 ?

PROCESSES AND PROPERTIES INDEX

10

Ca

The condensation of mercaptans with 5-ketomethylpentonic acids. E. Votoček and F. Vaentín. *Chem. Listy* 31, 57-8 (1937).—Two g. of the lactone of 5-ketorhamnose (I) dissolved in 14 cc. of concd. HCl and shaken with 2 g. of EtSH for 30 min. at room temp. yielded an oil which, when cooled in ice + salt, produced colorless needles, m. 71-2° without decompn., and which behaved as an acid, did not reduce Fehling soln., did not possess optical activity in MeOH, remained stable in boiling 0.2 N and 1.0 N HCl, showed an analysis corresponding to $C_{11}H_{16}O_5S$ and with boiling Ba(OH)₂ solns. formed a Ba salt which crystd. as a monohydrate. With MeSH I yielded $C_{11}H_{16}O_5S$ which, recrystd. from boiling water, m. 140-1°. With PrSH I yielded $C_{11}H_{16}O_5S$ (II) which, recrystd. from boiling water, m. 98°. With BuSH I yielded microscopic needles which, recrystd. from boiling water, resembled cotton and m. 68-69°. Similarly the lactone of fucose (a stereoisomer of rhamnose) when treated with HNO₃ and later with PrSH in HCl yielded II, showing that the reaction is a general one for 5-ketomethylpentonic acids and that 5-ketofuconic acid is present in the sirup which forms when HNO₃ acts upon the lactone of fucose. Frank Maresh

METALLURGICAL LITERATURE CLASSIFICATION


CA

3,6-Anhydromannitol. P. Valentin. *Collection Czechoslov. Chem. Communications* 8, 35-42(1969). 3,6-Anhydromannose (I), prepd. by a modification of the method previously given (C. A. 29, 744), was reduced with Na in EtOH kept weakly alk. to 3,6-anhydromannitol (II) in 50% yield; needles from EtOH, mp 145-8°, $[\alpha]_D^{20} -23.75^\circ$ (H₂O). V. concludes that II is identical with the cryst. mannitol of Bouchardat (*Ann. chim. phys.* [5], 6, 101(1875)) and Vignon (*Ann. chim. phys.* [5], 2, 459(1871)), which was shown to be 1,4-anhydromannitol by van Romburgh and van der Burg (C. A. 17, 1214). Because of the symmetry of the mannitol mol. the 1,4- and 3,6-anhydro rings are identical. *Dibenzal-3,6-anhydromannitol*, from II, BzH and 60% H₂SO₄, m. 125-6°, $[\alpha]_D^{20} -48.80^\circ$ (CHCl₃). *A method for the quant. detn. of benzal groups* consists in heating the compd. with 60% H₂SO₄, distg. the liberated BzH in a current of CO₂, and collecting in a soln. of PhNHNH₂·AcOH; the pptd. benzalphenylhydrazine is filtered on a Gooch crucible, washed with dil. AcOH, then H₂O, and dried in the oven; in the example, calcd. 2 benzal groups, found 1.94. The oxidation of II with Br water and (BaO)₂Ba gave a sirup from which the phenylosazone of I was isolated.

Nelson K. Richtmyer

ASD-31A METALLURGICAL LITERATURE CLASSIFICATION

1	2	3	4	5	6	7	8	9	10	11	12	13	14	15	16	17	18	19	20	21	22	23	24	25	26	27	28	29	30	31	32	33	34	35	36	37	38	39	40	41	42	43	44	45	46	47	48	49	50	51	52	53	54	55	56	57	58	59	60	61	62	63	64	65	66	67	68	69	70	71	72	73	74	75	76	77	78	79	80	81	82	83	84	85	86	87	88	89	90	91	92	93	94	95	96	97	98	99	100
---	---	---	---	---	---	---	---	---	----	----	----	----	----	----	----	----	----	----	----	----	----	----	----	----	----	----	----	----	----	----	----	----	----	----	----	----	----	----	----	----	----	----	----	----	----	----	----	----	----	----	----	----	----	----	----	----	----	----	----	----	----	----	----	----	----	----	----	----	----	----	----	----	----	----	----	----	----	----	----	----	----	----	----	----	----	----	----	----	----	----	----	----	----	----	----	----	----	----	-----



101

PROCESSES AND PROPERTIES NOTES

CO

A new form of the two antipodal rhamnites. F. VALENTIN. *Collection Czechoslov. Chem. Comm.* 2, 660-66(1931).—Hydrated sugar alcs. having definite compn. and enantiomorphic cryst. forms have been prepd. for the first time. *d*-Rhamnitol formed slowly from dil. H₂O by reduction of ordinary rhamnose with 3% Na-Hg and crystal. slowly from dil. H₂O. *d*-Rhamnitol trihydrate (I), m. 60°, [α]_D 8.83°. The H₂O of crystn. was detd. by dryng at 100° in vacuo. Crystals of *d*-rhamnitol trihydrate (II), m. 60°, [α]_D 8.80°, were obtained similarly from *d*-rhamnose (see C. A. 25, 84). I is rhombic, a:b:c. (0.9447:1:1.1760). The measured angle between the optic axes for Na light is 82.76°. The indices of refraction are *n*_α (calcd.) 1.44, *n*_β 1.492, *n*_γ 1.505. The axial ratios and optical properties of II are the same.

JANET R. AUSTIN

METALLURGICAL LITERATURE CLASSIFICATION

ASB-SLA

SECTION 11

SECTION 12

SECTION 13

SECTION 14

SECTION 15

SECTION 16

SECTION 17

SECTION 18

SECTION 19

SECTION 20

SECTION 21

SECTION 22

SECTION 23

SECTION 24

SECTION 25

SECTION 26

SECTION 27

SECTION 28

SECTION 29

SECTION 30

SECTION 31

SECTION 32

SECTION 33

SECTION 34

SECTION 35

SECTION 36

SECTION 37

SECTION 38

SECTION 39

SECTION 40

SECTION 41

SECTION 42

SECTION 43

SECTION 44

SECTION 45

SECTION 46

SECTION 47

SECTION 48

SECTION 49

SECTION 50

SECTION 51

SECTION 52

SECTION 53

SECTION 54

SECTION 55

SECTION 56

SECTION 57

SECTION 58

SECTION 59

SECTION 60

SECTION 61

SECTION 62

SECTION 63

SECTION 64

SECTION 65

SECTION 66

SECTION 67

SECTION 68

SECTION 69

SECTION 70

SECTION 71

SECTION 72

SECTION 73

SECTION 74

SECTION 75

SECTION 76

SECTION 77

SECTION 78

SECTION 79

SECTION 80

SECTION 81

SECTION 82

SECTION 83

SECTION 84

SECTION 85

SECTION 86

SECTION 87

SECTION 88

SECTION 89

SECTION 90

SECTION 91

SECTION 92

SECTION 93

SECTION 94

SECTION 95


SECTION 96

SECTION 97

SECTION 98

SECTION 99

SECTION 100



10

CA

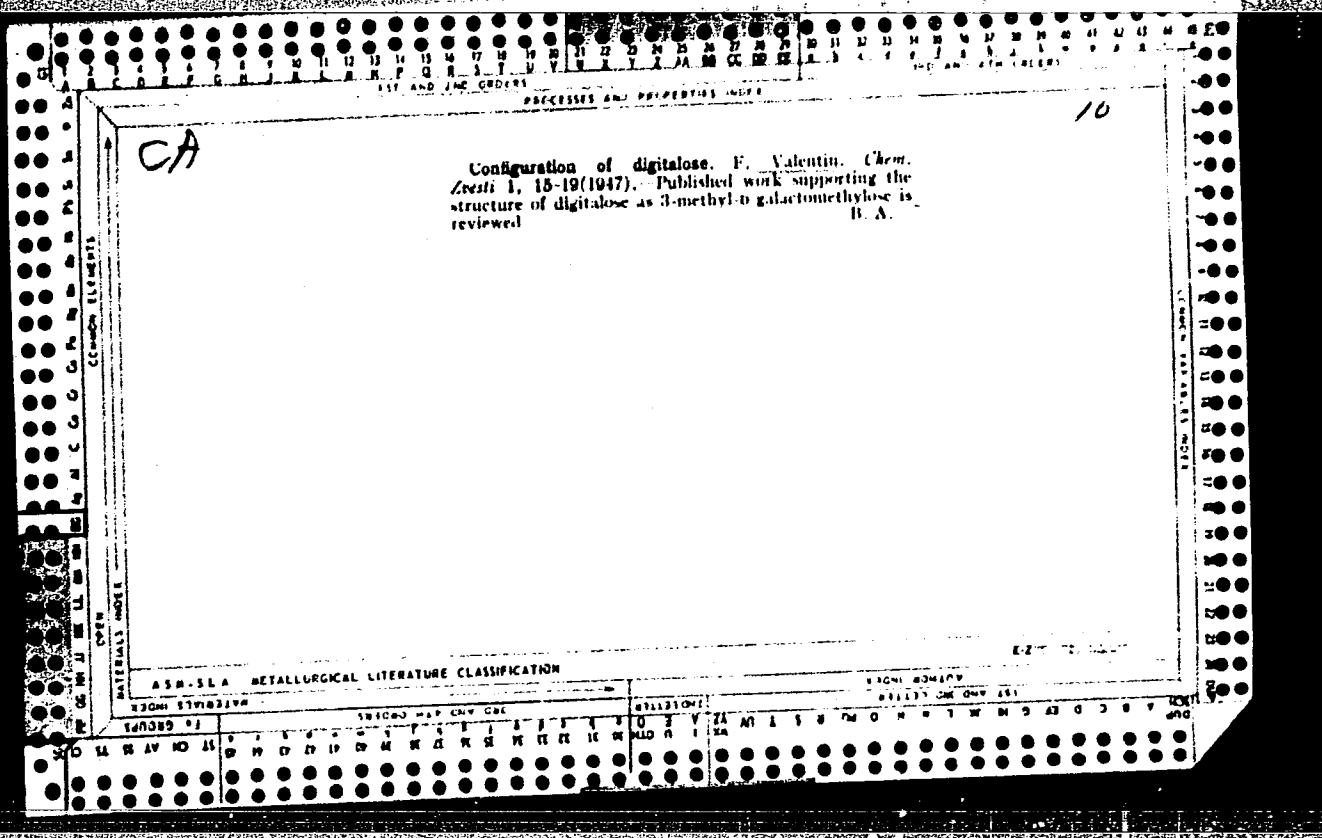
PROCESSES AND PREPARATION INDEX

Stereochemistry of anhydrohexoses. F. Valentin. *Chem. Zvesti* 1, 134-48(1947). A survey of published work suggests the following rules concerning the structure and properties of anhydrohexoses: Hexose 6-halohydrins in alkali give 3,6-anhydrohexoses, with elimination of H halide. The products have the *cis*-bicyclo [3.3.0]octane structure, viz., two fused furanose rings, as might in most cases be expected on steric grounds. The 3,6-anhydrohexoses do not exhibit mutarotation, and they give a *pos.* Schiff reaction. The above formulation is possible only when the 3- and 4-OH groups of the parent hexose are in the *trans* position. In the case of 3,6-anhydrogalactose, in which these groups are in the *cis* position, the fused furanose ring structure is impossible, and a free aldehyde or a fused pyranoid ring structure can result. Their tautomeric change leads to mutarotation. Hudson's rules concerning the optical rotation of benzylphenylhydrazones and phenylhydrazides of 3,6-anhydrohexonic acids are extended to the 3,6-anhydrohexoses. H. A.

ASH-SLA METALLURGICAL LITERATURE CLASSIFICATION

MATERIALS INDEX

COMMON ELEMENTS



1ST AND 2ND DEPT'S
PROCESSES AND PROCEDURES INDEX

10

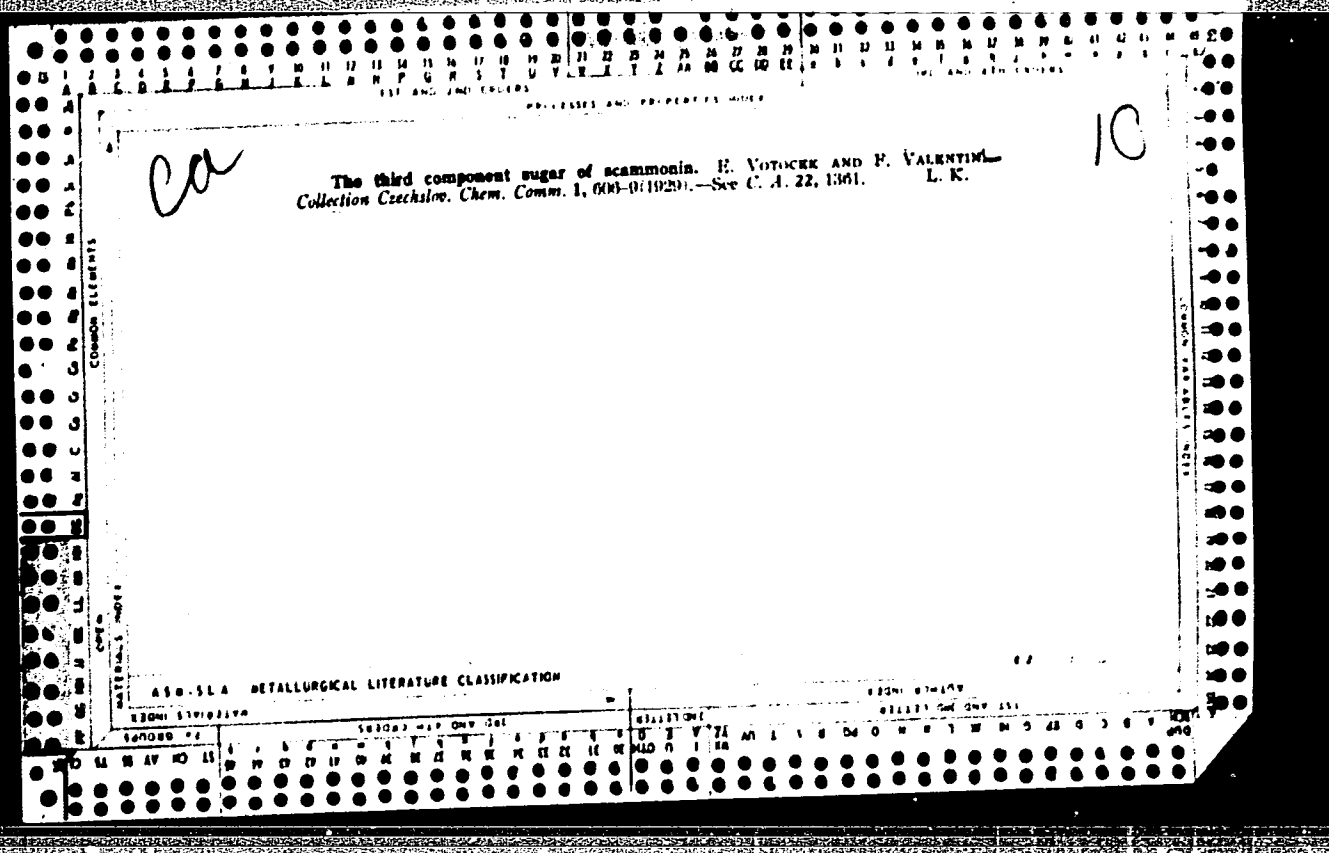
α-Fucobiose and *α*-fucosaxitol. P. Votoček and F. Valentin. *Collection Czechoslov. Chem. Commun.* 10, 77-80; *Chem. Listy* 32, 3^o (1938). The reduction of *α*-fucobexonic aehl lactose (cf. *C. A.* 20, 2018) by Fischer's method gave a simple *α*-fucobiose (I), [α]_D 17°, purified by conversion to the *phenylhydrazone*, m. 200.5° (decompn.), and isolated therefrom by treatment with H₂; *osazone* (recrystd. from PhOMe), m. 203° (decompn.). Reduction of I with 3% Na-Hg gave *α*-fucosaxitol (II), m. 170.8°, [α]_D 0.5°, [α]_D in borax soln. 1.7°. Treatment of II with H₂ did not yield a solid benzal deriv. (G. R. Vohle)

COMMON ELEMENTS

MATERIALS INDEX

ASS. S.L.A. METALLURGICAL LITERATURE CLASSIFICATION

1	2	3	4	5	6	7	8	9	10	11	12	13	14	15	16	17	18	19	20	21	22	23	24	25	26	27	28	29	30	31	32	33	34	35	36	37	38	39	40	41	42	43	44	45	46	47	48	49	50	51	52	53	54	55	56	57	58	59	60	61	62	63	64	65	66	67	68	69	70	71	72	73	74	75	76	77	78	79	80	81	82	83	84	85	86	87	88	89	90	91	92	93	94	95	96	97	98	99	100
---	---	---	---	---	---	---	---	---	----	----	----	----	----	----	----	----	----	----	----	----	----	----	----	----	----	----	----	----	----	----	----	----	----	----	----	----	----	----	----	----	----	----	----	----	----	----	----	----	----	----	----	----	----	----	----	----	----	----	----	----	----	----	----	----	----	----	----	----	----	----	----	----	----	----	----	----	----	----	----	----	----	----	----	----	----	----	----	----	----	----	----	----	----	----	----	----	----	----	-----



10

DA

RHOSEOSE AND EPIRHOSEOSE

Rhoseose (*d*-galactamethylose) and epi-rhoseose (*d*-talomethylose) series. E. VOTOČEK AND P. VALENTIN. *Collection Czechoslov. Chem. Comm.* 2, 39-40(1937). Pure rhoseose (I) was prepd. by hydrolyzing com. convolvulin. From a study of its mutarotation $[\alpha]_D$ initial = 143.9°, which corresponds closely with Hudson's calcd. value. With MeOH, I gave *α*-Me rhoseoside, $[\alpha]_D$ 89.9°. I gave a benzylphenylhydrazoside, m. 178-9°, $[\alpha]_D$ -14.9°; phenylhydrazide, m. 205°, $[\alpha]_D$ 12°. Oxidation of I with Br water gave epi-rhoseose lactone, m. 124°, $[\alpha]_D$ -28.0°, which with PhNHNH₂ gave the epi-rhoseose phenylhydrazide, m. 179°, $[\alpha]_D$ -17.7°. Oxidation of rhoseose gave its γ -lactone, $[\alpha]_D$ 44.2°. Epi-rhoseose lactone and PhNMcNH₂ gave its methylphenylhydrazoside, m. 130°. Treated with Na-Hg epi-rhoseose gave epi-rhoseitol, $[\alpha]_D$ = -40.9°.

R. CHESTER ROBERTS

METALLURGICAL LITERATURE CLASSIFICATION

PROCESSES AND PROCEDURES INDEX

10

ca

The hydrazones and osazones of sugars. R. VOROČEK AND P. VALENTIN. *Collection Czechoslov. Chem. Comm.* 3, 432-9 (1931).—Sugars can be identified by boiling them with 12% HCl and collecting the distillate. Furfural from pentoses gives a black ppt with phloroglucinol, methylfurfural from methylpentoses gives a red ppt, and hexoses give no ppt. This procedure can be used to study the structure of reducing polysaccharides. The reducing sugar is blocked by forming the osazone. The type of sugar in the non-reducing fraction can be detd. by applying the foregoing test. The phenylosazone of lactose in MeOH shows $[\alpha]_D -25.4^\circ \rightarrow -7.9^\circ$ after 9 hrs. The phenylosazone of anhydrolactose shows $[\alpha]_D -120.5^\circ$ with no mutarotation. The hydrazines of hydrazones or osazones can be displaced by other hydrazines if the new hydrazone or osazone is less sol. If the new osazone is not less sol. a mixed osazone is formed. This displacement reaction can be used in the prepn of new derivs. Zerner (*C. A.* 9, 651) has advanced the suggestion that mutarotation of osazones is due to a tautomerism between the forms

$$\begin{array}{ccc}
 \text{CH:NNHPh} & \rightleftharpoons & \text{CH}_2\text{N:NPh} \\
 | & & | \\
 \text{C:NNHPh} & & \text{CHN:NPh} \\
 | & & | \\
 \text{hydrazine form} & & \text{azo form}
 \end{array}$$

V. and V. show that such an hypothesis is untenable since the methylphenylosazone of fructose (I) which does not have a mobile H still shows mutarotation. I in MeOH shows $[\alpha]_D 126.8^\circ \rightarrow 40.8^\circ$ in 70 hrs. PELIX SAUNDERS

ASB-51A METALLURGICAL LITERATURE CLASSIFICATION