

URZICEANU, S.

Some aspects of the organization of a tool workshop in the Strungal factories. p. 71  
(METALURGIA SI CONSTRUCTIA DE MANSINI. RUMANIA. Vol. 8, no. 5, May 1956.)

SO: Monthly List of East European Accessions (BEAL) LC, Vol. 6, no. 7, July 1957. Uncl.

SHMAKOVA, V.I.; YUZHAKOVA, N.N.; REZNICHENKO, V.G.; GLEBOV, I.T.; VOLKOV, A.S.;  
URZIYA, N.Ye.; BEKHTEREV, P.A.; RYS', G.I.; VORONINA, M.N.; GVOZDINTS-  
KIY, I.N.; VARAKSIDA, M.P.; MASTERSKIKH, M.A.; GONCHAROVA, V.A.;  
BICHEVINA, A.N.; SOROKIN, M.A., red.; GRIN', Ye., tekhn.red.

[Economy of Altai Territory during the past 40 years; a statistical  
manual] Narodnoe khoziaistvo Altaiskogo kraia za 40 let. Sovetskoi  
vlasti; statisticheskii sbornik. Barnaul, Altaiskoe knizhnoe izd-vo,  
1957. 110 p. (MIRA 11:3)

1. Altayskiy kray. Statisticheskoye upravleniye. 2. Statisticheskoye upravleniya Altayskogo kraia (for all except Sorokin, Grin')  
1. 3. Nachal'nik Statisticheskogo upravleniya Altayskogo kraia  
(for Sorokin)  
(Altai territory--Statistics)

US, Alyaksandra.

Fleurish, White Russia. Rab. 1 sial. 30 no.7:2-3 JI 154.  
(White Russia--Economic conditions) (MLRA 9:4)

US, Aleksandra.

Twenty glorious years. Bab.1 sial. 32 no.12:2-3 D '56.  
(Women--Employment) (MLRA 9:12)

US, Aleksandra [Us, Aliaksandra]

Bright hopes. Rab. 1 sial. 34 no.5:4 My '58. (MIRA 11:6)  
(Vienna--Women's International Democratic Federation--Congresses)

US, Aleksandra

Visiting our Chinese friends. Rab. i sial. 36 no. 5:12-13 My '60.  
(MIRA 13:10)  
(China--Women--Employment)

US, Aleksandra

Visiting our Chinese friends. Rab. i sial. 36 no. 6: 12-13 Je '60.  
(MIRA 13:7)

(China--Women)

US, Aleksandra Pavlovna; LEVINSKIY, B., red.; ZUBOVSKAYA, V., tekhn.  
red.

[Book of useful advice]Kniga poleznykh sovetov. Tashkent,  
Ob"edinennoe izd-vo "Kzyl Uzbekistan," "Pravda Vostoka" i  
"Uzbekistoni Surkh," 1961. 611 p. (MIRA 15:11)  
(Home economics) (Hygiene)



US, Aleksandra[Us, Aliaksandra]

Yes. We are happy! Rab. 1 sial. 37 no.3:1 Mr '61.  
(Women--Employment)

(MIRA 14:3)

US, Aleksandra

For the peace and happiness of the children of the entire world.  
Rab. 1 sial. 37 no. 5:12-13 My '61. (MIRA 14:4)  
(Child welfare)

83333

S/117/60/000/008/009/020  
A002/A001

1.2300 only to 2408

AUTHORS: Us, N.P., Kuz'menko, P.Ye., Us, A.N.

TITLE: Combined Electric Welding of Aluminum Alloy Parts

PERIODICAL: Mashinostroitel', 1960, No. 8, p. 17

TEXT: The authors distinguish the following methods of welding aluminum alloy parts: a) the flux is applied directly to the welding rod and the place of welding (method of P.N. Benardos); b) the coating is applied to the electrode rod (method of N.G. Slavyanov); c) the coating is applied to the electrode rod and the welding is performed with a graphite electrode (combined method). At the Khar'kov "Serp i molot" Plant the combined method was introduced for restoring parts cast of AL-9 (AL-9) and AL-10 (AL-10) aluminum alloys because the first two methods have certain deficiencies. The introduction of the combined welding method reduced the cost of producing the СМД (SMD) diesel engine and eliminated rejects in casting and mechanical processing. The graphite electrodes are 200-300 mm long and 12-18 mm in diameter, depending on the thickness of the metal to be welded. Welding is performed with 250-350 amps. d.c. of reversed polarity. The aluminum welding rods contain 0.90% copper, 1.81% iron and 6.4% silicon and

4

na  
Card 1/2

83333

S/117/60/000/008/009/020

A002/A001

Combined Electric Welding of Aluminum Alloy Parts

have diameters of 8-12 mm at 4-16 mm thickness of parts to be welded. The coating applied to the welding rods consists of 15% sodium chloride, 50% potassium chloride and 35% cryolite. For each 100 weight parts of the dry compound, 25-30 cm<sup>3</sup> water are added. The coating is applied with a brush to the welding rods, dried, and heated at 140-150°C for 30 minutes. Investigations of welds performed with this coating showed the monolithic structure, compactness and strength of the seam. There is 1 figure. X

Card 2/2

ACC NR: AP6015095

SOURCE CODE: UR/0143/66/000/009/0093/0093

INVENTOR: Telegin, A. A.; Rybakov, V. S.; Us, B. V.

ORG: None

TITLE: A device for measuring and monitoring the temperature of heated bodies from a distance. Class 42, No. 181344

SOURCE: Izobreteniya, promyshlennyye obraztsey, tovarnyye znaki, no. 9, 1966, 93

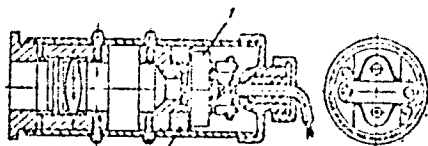
TOPIC TAGS: temperature measurement, remote control, thermal radiation detector, photoresistor

ABSTRACT: This Author's Certificate introduces: 1. A device for measuring and monitoring the temperature of heated bodies such as cutter surfaces from a distance. The operating principle of the unit is based on thermal radiation from the surface of the given body. The instrument contains a lens for focusing the radiation, a sensing element which converts variation in thermal radiation to variation in an electric signal, and a diaphragm which limits the exposed area of the sensing element. The sensitivity of the instrument is increased by using a lead sulfide photoresistor as the sensing element. 2. A modification of this device in which accuracy in focusing on a given object is improved by mounting the sensing element in a sleeve which may be easily removed and replaced during focusing by a sleeve with a light source and a lens for projecting a spot of light on the area to be measured.

Card 1/2

UDC: 536.521.2

ACC NR: AP6015695



1--sensing element; 2--sleeve

SUB CODE: 14, 13/ SUBM DATE: 20May64

Card 2/2

BUTOMA, B.Ye.; SOKOLOV, P.A.; BALAYEV, D.N.; SERGEYEV, N.M.; SHUMSKIY, K.A.;  
TYAPKIN, M.Ya.; SMIRNOV, V.A.; PIROGOV, N.I.; FEDOROV, N.A.;  
GOLYASHKIN, G.S.; KUZ'MIN, A.P.; AKULINICHEV, V.P. brigadir; GORBENKO,  
Ye.M.; BYSTREVSKIY, L.M., inzh.; STEPANOV, P.S., brigadir; Us, I.S.,  
brigadir-sudosborshchik, deputat Verkhovnogo Soveta SSSR; USTINOV,  
P.D., slesar'-sborshchik; FINOGENOVA, N.Ya., tokar'; LERNER, M.;  
ALEKSEYEV, R.Ye.; SIVUKHIN, K., starshiy master; OSTAF'YEV, A.I.;  
TROFIMOV, B.A., inzh.; KOVRYZHKIN, V.F., inzh.; MOISEYEV, A.A., prof.;  
GOLUBEV, N.V.; MOGILEVICH, V.I.; ANDRYUTIN, V.I.; ANDRIYEVSKIY, M.I.;  
MATSKEVICH, V.D., dots.

Shipbuilders prepare for the 21st Extraordinary Congress of the CPSU.  
Sudostroenie 25 no.1:1-25 Ja '59. (MIRA 12:3)

1. Predsedatel' Gosudarstvennogo komiteta Soveta Ministrov SSSR po  
sudostroyeniyu, ministr SSSR (for Butoma). 2. Nachal'nik upravleniya  
sudostroitel'noy promyshlennosti Lensovnarkhoza (for Sokolov).  
3. Direktor Baltiyskogo sudostroitel'nogo zavoda im. S.Ordzhonikidze  
(for Balayev). 4. Nachal'niki tsekhov Baltiyskogo sudostroitel'nogo  
zavoda im. S. Ordzhonikidze (for Sergeyev, Shumskiy). 5. Nachal'nik  
mekhanicheskogo tsekha Baltiyskogo sudostroitel'nogo zavoda im. S.  
Ordzhonikidze (for Tyapkin). (Continued on next card)

BUTOMA, B.Ye.---(continued) Card 2.

6. Brigada kommunisticheskogo truda Baltiyskogo sudostroitel'nogo zavoda im. S. Ordzhonikidze (for Smirnov). 7. Glavnyy inzhener Admiralteyskogo sudostroitel'nogo zavoda, Leningrad (for Pirogov). 8. Glavnyy inzhener sudostroitel'nogo zavoda im. A.A. Zhdanova (for Fedorov). 9. Nachal'nik elektrodnoogo tsekha Sudostroitel'nogo zavoda im. A.A. Zhdanova (for Golyashkin). 10. Nachal'nik tsekha kommunisticheskogo truda sudostroitel'nogo zavoda im. A.A. Zhdanova (for Kuz'min). 11. Malyarnyy tsekh sudostroitel'nogo zavoda im. A.A. Zhdanova (for Akulinichev). 12. Glavnyy inzhener Nikolayevskogo sudostroitel'nogo zavoda im. I.I. Nosenko (for Gorbenko). 13. Nikolayevskiy sudostroitel'nyy zavod im. I.I. Nosenko (for Bystravskiy, Us, Ustinov, Finogenova). 14. Slesarno-sborochnaya brigada Nikolayevskogo sudostroitel'nogo zavoda im. I.I. Nosenko (for Stepanov). 15. Zamestitel'nachal'nika konstruktorskogo byuro sudostroitel'nogo zavoda "Krasnoye Sormovo" (for Lerner). 16. Glavnyy konstruktor konstruktorskogo byuro sudostroitel'nogo zavoda "Krasnoye Sormovo" (for Alekseyev). 17. Sudostroitel'nyy zavod "Krasnoye Sormovo" (for Sivukhin). 18. Direktor sudostroitel'nogo zavod "Leninskaya kuznitsa" (for Ostaf'yev). 19. Sekretar' partkoma Tsentral'nogo nauchno-issledovatel'skogo instituta (for Trofimov). (Continued on next card)



BUTOMA, B.Ye.--(continued) Card 3.

20. Predsedatel' Leningradskogo oblastnogo pravleniya Nauchno-tekhnicheskogo otdela sudostroitel'noy promyshlennosti (for Moiseyev).
21. Glavnyye inzhenery Konstruktorskogo byuro (for Golubev, Andryutin).
22. Glavnyy konstruktor Konstruktorskogo byuro (for Mogilevich).
23. Nachal'nik Tsentral'nogo tekhniko-konstruktorskogo byuro (for Andriyevskiy).
24. Zamestitel' direktora Leningradskogo korablestroitel'nogo instituta po uchebnoy chasti (for Matskevich).  
(Shipbuilding)

RYSHKOVA, L.K.; US, L.A.

~~XXXXXXXXXXXXXXXXXXXX~~  
Effect of cancerogenic hydrocarbons on regeneration. Uch.zap.  
KHGU 51:97-102 '54. (MIRA 11:11)  
(Regeneration (Biology)) (Carcinogens) (Urodela)

"The Hormonopoietic Significance of the Basophilic Cells of the Anterior Lobe of the Hypophysis."

Theses of the Proceedings of the Annual Scientific Sessions -- 23-26 March 1959  
(All-Union Inst. Expt. Endocrinology)

From the Dept. of Histophysiology of the Ukr Inst. Expt. Endocrinology, and from the chair of Histology of Khar'kov Medical Inst. (Hd. of the Dept. and Chair, Prof. B. V. Aleshin, honored scientific worker.

US, L. A., Cand Bio Sci -- "Condition of the basophilic  
cells of the <sup>anterior</sup> ~~front~~ lobe of the hypophysis during changes <sup>in</sup> ~~of~~  
its hormonopoesis." Khar'kov, 1961. (Min of Higher and  
Sec Spec Ed UkSSR. Khar'kov Order of Labor Red Banner  
State U im A. M. Gor'kiy). (KL, 8-61, 238)

- 175 -

- 174 -

ALESHIN, B.V.; US, L.A.

Effect of aminazine on the function and structure of the anterior  
lobe of the pituitary under certain experimental conditions.  
Probl. endok. 1 gorm. 6 no. 3:32-45 My-Je '60. (MIRA 14:1)  
(CHLORPROMAZINE) (PITUITARY BODY)

ALESHIN, B.V.; TSARIKOVSKAYA, N.G.; US, L.A.

Correlation of form and function in the thyroid gland altered by  
goiter. Trudy Ukr.nauch.-issl.inst.eksper.endok. 18:7-31 '61.  
(MIRA 16:1)

1. Iz otdela gistofiziologii i klinicheskogo otdeleniya  
Ukrainskogo instituta eksperimental'noy endokrinologii.  
(GOITER) (THYROID GLAND)

US, L.A.

Changes in the hormonopoesis and cellular composition of the anterior lobe of the hypophysis. Trudy ~~Ukr.~~nauch.-issl.inst. eksper.endok. 18:250-255 '61. (MIRA 16:1)

1. Iz otdela gistofiziologii Ukrainskogo instituta eksperimental'noy endokrinologii.

(PITUITARY BODY) (PITUITARY HORMONES)

MOSOLOV, N.I.; SEMAK, I.L.; MAKSAKOV, V.Ya.; US, L.A.

Effect of the type of feeding of young cattle on the thyrotropic and gonadotropic functions of the hypophysis. Nauch. dokl. vys. shkoly; biol. nauki no.1:79-83 '64. (MIRA 17:4)

1. Rekomendovana otdelom kormleniya sel'skokhozyaystvennykh zhyvotnykh Nauchno-issledovatel'skogo instituta zhyvotnovodstva Lesostepi i Poles'ya.



SOV/137-59-2-3419

Translation from: Referativnyy zhurnal. Metallurgiya, 1959, Nr 2, p 158 (USSR)

AUTHOR: Us [Us, M. P.]

TITLE: Electric-arc Welding of Components Made of Aluminum Alloys (Elektrosvarka detaley iz alyuminiyevykh spavov) in Ukrainian

PERIODICAL: Mekhaniz. sil'sk. hospod., 1958, 2, pp 11-12

ABSTRACT: The author describes various methods of repairing components made of Al alloys Al-4 and SK-33050 by means of electric-arc welding with graphite and metal electrodes (E), the filler-metal and the welding rods being of the same metal. Welding with graphite E's is performed with or without flux if direct current of reversed polarity is used; in the case of alternating current, no flux is employed. Welding with metallic E's is performed either under direct current of reversed polarity, the E's being coated, or with alternating current in conjunction with an HF stabilized electric-arc welder. Composition and methods of preparation of fluxes and electrode coatings are described in the article. Optimal welding conditions are indicated.

A. B.

Card 1/1

US, M.P., kand.tekhn.nauk

Soldering aluminum without flux. Mekh. sel' hosp. 9 no.9:15 S '58.  
(MIRA 11:10)

(Solder and seldering)

US, M.P., kand.tokhn.nauk

Building up defectively cast machine parts. Mekh. sil'. hosp.  
9 no.10:13 0 '58. (MIRA 11:10)  
(Electric welding)

ed, N. I.

US, N. I. --"Investigation of the technological processes of repair of All-Union-Alloy Parts." \*Dissertation for Degree in Science and Technology, defended at USSR Higher Educational Institutions) Ministry of Higher Education, USSR, Institute of Mechanization and Electrification of Agriculture, Novosibirsk, Novosibirsk, 1955

SO: Knizhnaya Letopis', No. 29, 17 Jan 55

\* For Degree of Doctor of Technical Sciences

Translation from: Referativnyy zhurnal. Metallurgiya. 1959, Nr 3, p 159 (USSR) SOV/137-59-3-6053

AUTHOR: Us, N.

TITLE: Welding of Components Made of Aluminum Alloys  
(Svarka detaley iz alyuminiyevykh splavov)

PERIODICAL: Nauchn. zap. Khar'kovsk. in-t mekhaniz. s kh., 1958, Nr 8, pp 96-100

ABSTRACT: Components made of Al alloys AL-4 and SK-33050 can be repaired by means of oxy-acetylene or electric-arc welding (W). Gas W is performed in a standard flame either without flux or in conjunction with fluxes not containing any Li. Carbon or metallic electrodes may be employed in electric-arc W. Tables of the composition of fluxes and electrode coatings are presented. Electrodes and W rods (3, 6, 7, and 9 mm in diameter) are manufactured by chill casting metal from melted rejected castings made of alloys AL-4 and SK-33050. Tables for W conditions and the mechanical strength of weld metal in alloys AL-4 and SK-33050 are given. The methods described are employed in repairing cylinder heads of automobile models M-20, GAZ-51, ZIM, harvester engines U5-MA, as well as in correcting casting defects in Al components. V. T.

Card 1/1

US, N., kand. tekhn. nauk

Electric-arc welding of aluminum-alloy parts. Avt. transp. 36  
no.10:20-21 U '58. (MIRA 13:1)

(Electric welding)

83333

S/117/60/000/008/003/020  
A002/A0011.2300 <sup>only to</sup>  
2408AUTHORS: Us, N.P., Kuz'menko, P.Ye., Us, A.N.TITLE: Combined Electric Welding of Aluminum Alloy Parts ↗

PERIODICAL: Mashinostroitel', 1960, No. 8, p. 17

TEXT: The authors distinguish the following methods of welding aluminum alloy parts: a) the flux is applied directly to the welding rod and the place of welding (method of P.N. Benardos); b) the coating is applied to the electrode rod (method of N.G. Slavyanov); c) the coating is applied to the electrode rod and the welding is performed with a graphite electrode (combined method). At the Khar'kov "Serp i molot" Plant the combined method was introduced for restoring parts cast of АЛ-9 (AL-9) and АЛ-10 (AL-10) aluminum alloys because the first two methods have certain deficiencies. The introduction of the combined welding method reduced the cost of producing the СМД (SMD) diesel engine and eliminated rejects in casting and mechanical processing. The graphite electrodes are 200-300 mm long and 12-18 mm in diameter, depending on the thickness of the metal to be welded. Welding is performed with 250-350 amps. d.c. of reversed polarity. The aluminum welding rods contain 0.90% copper, 1.81% iron and 6.4% silicon and

Card 1/2

83333

S/117/60/000/008/009/020  
A002/A001

Combined Electric Welding of Aluminum Alloy Parts

have diameters of 8-12 mm at 4-16 mm thickness of parts to be welded. The coating applied to the welding rods consists of 15% sodium chloride, 50% potassium chloride and 35% cryolite. For each 100 weight parts of the dry compound, 25-30 cm<sup>3</sup> water are added. The coating is applied with a brush to the welding rods, dried, and heated at 140-150°C for 30 minutes. Investigations of welds performed with this coating showed the monolithic structure, compactness and strength of the seam. There is 1 figure. ✓

Card 2/2



DMITRIYEV, L.N.; US, O.D., red.

[New equipment for the preliminary processing of molded polymeric materials; review of foreign patents on the basic branches of the industry] Novos oborudovanie dlia predvaritel'noi obrabotki formuemykh polimernykh materialov; obzor inostrannykh patentov po osnovnym otasl'iam promyshlennosti. Moskva, Tsent. nauchno-issl. in-t. patentnoi informatsii i tekhniko-ekon. issledovaniy, 1965. 34 p. (MIRA 18:6)

AGS

Glass

**Batch quality and its evaluation. P. E. U.S. Steklovoye  
Prom., 15 [3] 3 (1939).—Methods used by the Leichanskil  
Glass Works to control the quality of the batch are de-  
scribed. M.V.C.**

US, S.E.,  
VLADIMIROV, L.V., ZhKHIM Prom, 15, No. 9, 19-22, (1938)

TRET'YAKOV, G.; US, V.; TOROS, Kh.; VLADIMIROV, K.

Reliable protection. Pozh.delo 3 no.8:8-9 Ag '57. (MLRA 10:8)

1. Nachal'nik Medvedovskoy meshkolkhoznoy dobrovol'noy pozharney druzhiny (for Tret'yakov).
2. Komandir otdeleniya Dobrovol'noy pozharney druzhiny kolkhoza imeni Lenina, Novo-Titarovskogo rayona (for Us).
3. Nachal'nik Dobrovol'noy pozharney druzhiny kolkhoza imeni Lenina, Gelendzhikskogo rayona (for Toros).
4. Predsedatel' kolkhoza imeni Kirova, Plastunovskogo rayona (for Vladimirov).

(Kuban--Fire prevention)

BIBIKOV, I.; DEREVIANKO, K.; KAZACHKO, V.; KIRICHENKO, I.; KUCHER, N.;  
MACHUKHO, A.; NABATNIKOV, P.; SOKOLOV, B.; SIVOKON'Ye, US, V.;  
SHCHIGALEV, V.; BURAVENKO, N.; KOVSHAROV, S.; SOKOLOV, S.;  
ZAGORUL'KO, S.; TSYBA, M.; FOMENKO, I.; LYAKHOVE'SKIY, M.

Let us help farmers grow an abundant crop. Grazhd. av. no.3:3  
Mr '61. (MIRA 14:3)

(Aeronautics in agriculture)

US, V.I.

Principle of group acknowledgment in remote control. Inv. AN Uz.  
SSR. Ser. tekhn. nauk no. 2:18-26 '59. (MIRA 12:7)

1. Institut energetiki i avtomatiki AN UzSSR.  
(Remote control)

US, V.I.

Telemetering water flow in channels by a pickup operating without power sources at the control point. Izv. AN Uz. SSR. Ser. tekhn. nauk no.6;22-25 '60. (MIRA 14:1)

1. Institut energetiki i avtomatiki AN UzSSR.  
(Transducers) (Hydraulic engineering)

27104  
S/167/61/000/002/001/003  
D224/D301

16.4000 (1031, 1013, 1068)

AUTHOR: Us, V.I.

TITLE: Design principles of remote signal systems using positive elements

PERIODICAL: Akademiya nauk UzSSR. Seriya tekhnicheskikh nauk. Izvestiya, no. 2, 1961, 3 - 12

TEXT: In the present article the author discusses the use of telephony lines for remote signal systems, in which the signal is produced by the connection or disconnection of passive elements at controlled point. When a long telephone line is available for signalling, a voltage source  $U_0$  is connected to it at the central point, through a relay with  $z_0$  interval resistance. By means of connecting or disconnecting a resistance  $z_2$  at a distance  $l$  along the line, the operation of relay  $z_0$  can be obtained, which means that a signal can be produced at the control point. The distance

Card 1/6



Design principles of remote ...

27104  
S/167/61/000/002/001/003  
D224/D301

at which such a system will operate depends on resistance  $z_2$ , on the parameter of the line and resistance of the relay. If the line parameters are R, G, L and C per Km and  $\frac{I_{\text{make}}}{I_{\text{break}}} = K$  ( $K > 1$ ) then for distance

$$l = \frac{1}{\gamma} \operatorname{arth} \frac{Z_0(1-k) \pm \sqrt{Z_0^2(k-1)^2 + 4kZ_c^2}}{2kZ_c} \quad (5)$$

is obtained which has a physical meaning if inequality

$$0 < \frac{Z_0(1-k) \pm \sqrt{Z_0^2(k-1)^2 + 4kZ_c^2}}{2kZ_c} < 1. \quad (6)$$

is satisfied, for which conditions maximum distance  $l_{\text{max}}$  is obtained as

Card 2/6

Design principles of remote ...

27104  
S/167/61/000/002/001/003  
D224/D301

$$l_{\max} = \frac{1}{\gamma} \operatorname{arth} \frac{Z_0(1-k) + \sqrt{Z_0^2(k-1)^2 + 4kZ_c^2}}{2kZ_c} \quad (7)$$

which for  $z_0 \leq \frac{z_c}{10}$  reduces to

$$l_{\max} \cong \frac{1}{\gamma} \operatorname{arth} \frac{Z_0(1-k) + \sqrt{4kZ_c^2}}{2kZ_c} \quad (8)$$

which gives an accurate enough result for all practical calculations, e.g. for a 4 mm dia. steel wire transmission line ( $z_c =$

Card 3/6

2710h  
S/167/61/000/002/001/003  
D224/D301

Design principles of remote ...

4690 ohm for d.c.) fed with a d.c. current through a relay with  $z_0 = 100$  ohm and with  $k = 5$ , the maximum operating distance is  $l_{max} = 100.36$  km. The limit distance of the system for  $z_0 = 0$  is given by

$$l_{max} = \frac{1}{\gamma} \operatorname{arth} \frac{\sqrt{k}}{k} \quad (9)$$

It may be seen that the operating distance is increased and the relays should be chosen accordingly. The above formulae were derived assuming that the line is being short or open circuited. This would make the line inoperative for other functions which it has to perform. The signal, therefore, in many cases has to be formed not by short-circuiting the line but by connecting a certain resistance  $z_2$  across it. In this case  $l_{max}$  can be derived as

$$l_{max} = \frac{1}{\gamma} \operatorname{arth} \times \quad (11)$$

Card 4/6

Design principles of remote ...

S/167/61/000/002/001/003  
D224/D301

$$\times \frac{(1-k)(Z_0+Z_2) + \sqrt{(k-1)^2(Z_0+Z_2)^2 + 4kZ_c^2 + 4Z_0Z_2(k-1)}}{2kZ_c + 2 \frac{L_0 Z_2}{Z_c} (k-1)} \quad (11)$$

Such a system, although not requiring any power supplies, has a rather limited capacity, i.e. for a two wire telephone line only one signal can be transmitted. The capacity may, however, be increased and in many ways at that. The first is by introducing the amplitude discrimination for signals. The second applies when more than two wires are avoidable and consists of permuting pairs of wires and the third consists of using diode switches as shown in Fig. 4. The last system has been successfully tried in a code signalling system for remote control of the water level in canals with a total number of  $4^4 = 256$  signals with the transmitted accuracy of measurements of 0.4 % at a distance of 60 km. There are 6 figures and 6 Soviet-bloc references.

Card 5/5

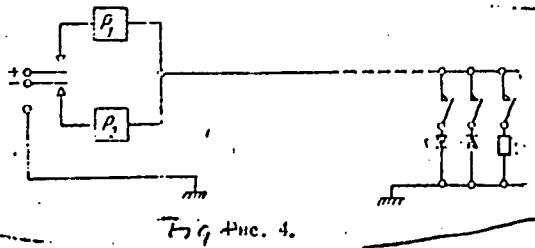
Design principles of remote ...

S/167/61/000/002/001/003  
D224/D301

ASSOCIATION: Institut energetiki i avtomatiki AN UzSSR (Institute  
of Energetics and Automation, AS UzSSR)

SUBMITTED: October 21, 1960

Fig. 4.



Card 6/6 *8/11/60*

SAVVIN, S.N.; Ua, V.I.

Dual stand pipes for pouring petroleum products into tank trucks.  
Transp. i khran. nefi no.10:19-21 '63. (MIRA 17:9)

1. Krasnodarskoye upravleniye Glavnogo upravleniya po transportu i snabzheniyu nefi'yu i nefteproduktami RSFSR.

ACC NR: AP6015254 (A,N) SOURCE CODE: UR/0125/66/090/005/0076/0077

AUTHOR: Tabidze, A. I.; Pinchuk, N. I.; Us, V. I.; Yushkevich, Z. V.

ORG: none

TITLE: Stress corrosion cracking resistance of austenite chromium-manganese steels and alloys in chloride solutions

SOURCE: Avtomaticheskaya svarka, no. 5, 1966, 76-77

TOPIC TAGS: low nickel steel, stainless steel, chromium steel, manganese steel, corrosion resistance, chloride / Kh14G30 steel, 1Kh18N10T austenitic steel

ABSTRACT: Austenitic stainless steels of the 18-8 type are prone to stress corrosion cracking in chloride-containing solutions whereas high-Ni alloys (containing >40-45% Ni) resist corrosion of this kind. In this connection it was of interest to investigate the corrosion resistance of these alloys in chloride solutions on partial replacement of Ni with Mn. Accordingly, the authors investigated alloys of the Kh14G30 types containing from 1 to 23% Ni, which, to enhance their resistance to general corrosion, were additionally alloyed with 2.5-3.35% Mo, 0.23-0.3% Ti, 0.25-0.38% Al and 0.23-0.4% B. Various stressed specimens of these steels were tested for stress corrosion cracking in boiling (+154°C) 42% MgCl2 solution, on first undergoing heat treatment (1100°C for 1 hr, cooling in air). Specimens of 1Kh18N10T austenitic

Card 1/2

UDC: 621.791:620.193:669.15-194

L 35811-66

ACC NR: AP6015254

2

steel were also investigated for purposes of comparison. Findings: the stress corrosion cracking of 1Kh18N10T steel in the  $MgCl_2$  solution sets in within the first 24 hr, and the same happens for specimens of Kh14G30 steel containing 8-23% Ni. On the other hand, specimens of Kh14G30 steel containing <8% Ni take more time to corrode; for specimens containing 3.68% Ni the time to corrosion is 143-169 hr, and for specimens with <2% Ni, more than 400 hr (Fig. 1).

27

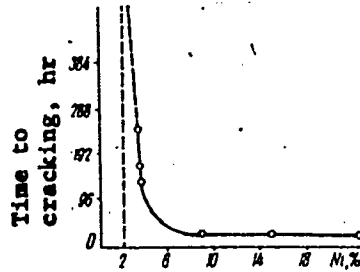


Fig. 1. Effect of Ni on corrosion resistance of Kh14G30-type austenitic Cr-Mn alloys in boiling 42% solution of  $MgCl_2$

Thus, the replacement of Ni with Mn further contributes to enhancing the resistance of austenitic steels to stress corrosion cracking. Orig. art. has: 4 figures, 1 table.

SUB CODE: 13, 11/ SUM DATE: none/ ORIG REF: 003/

Card 2/2



ACC NR: AT6034462

(A)

SOURCE CODE: UR/000/66/000/000/02B/0262

AUTHOR: Medovar, B. I.; Pinchuk, N. I.; Us, V. I.

ORG: none

TITLE: Effect of boron on properties of austenitic steels

SOURCE: AN SSSR. Institut metallurgii. Svoystva i primeneniye zharoprochnykh splavov (Properties and application of heat resistant alloys). Moscow, Izd-vo Nauka, 1966, 258-262

TOPIC TAGS: austenitic steel, boron containing alloy, tungsten containing alloy, titanium containing alloy

ABSTRACT: The article reports a study of the effect of boron within the limits of 0.40-0.70% on the properties of austenitic steels Types 18-12 with niobium, and 15-25 with tungsten and titanium. Austenitic boride steels Kh18N12BR1, Kh18N12B2R1, and Kh15N24V4T2R1 were compared with analogous steels without boron. The austenitic boride steels were tested after austenizing at 1050-1100°C for 1-3 hours, with cooling in air; the analogous austenitic steels Kh18N12B and Kh15N24V4T were tested after a typical heat treatment: austenizing at 1130°C for 2 hours. Comparison of the mechanical properties showed the following: 1) as a result of alloying austenitic steel hardened with carbides, Type Kh18N12B, with boron within the limits of 0.40-0.70%, the strength

Card 1/2

ACC NR: AT6034462

increased and the plastic properties were lower. The toughness of the steel decreases sharply from 24 to 3-8 kgm/cm<sup>2</sup>; 2) as a result of alloying austenitic steel K15N24V4T with intermetallic hardening, with boron in amounts between 0.40-0.70%, the strength properties of the steel decrease, and there is a simultaneous decrease in the plastic properties. The toughness decreases from 10-13 to 4-8 kgm/cm<sup>2</sup>. In conclusion, the following advantages are listed for the alloying of austenitic steels with boron: 1) high resistance to local failure in the neighborhood of welded joints; 2) high resistance to the appearance of hot cracking around welded joints and to crystallization cracking in the metal joint; 3) high stability of structure and properties, attainable with boride hardening; and, 4) high long term ductility and heat resistance, attainable with boride hardening. Orig. art. has: 3 figures and 2 tables.

SUB CODE: 11/ SUBM DATE: 10Jun66/ ORIG REF: 003/ OTH REF: 002

Card 2/2

22778

S/057/61/031/005/009/020  
B104/B205

94.2120 (1049, 1163, 1532)

AUTHORS: Zagorodnov, O. G., Faynberg, Ya. B., Ivanov, B. I., Us, V. S.,  
and Bolotin, L. I.

TITLE: Non-linear effects in the propagation of electromagnetic  
waves in a plasma waveguide

PERIODICAL: Zhurnal tekhnicheskoy fiziki, v. 31, no. 5, 1961, 574-576

TEXT: An experimental study has been made of non-linear distortions of  
sinusoidal electromagnetic waves in a plasma. Non-linearities of this  
kind occur when the velocity of the plasma electrons interacting with the  
wave becomes comparable to the phase velocity of the waves. The experi-  
ments were conducted with a cylindrical plasma column of 1 cm diameter  
and 160 cm length, produced by a d-c discharge in mercury vapor within a  
longitudinal magnetic field. The signals at the input and the output of  
the discharge tube were conveyed to a double-beam oscilloscope. The  
dependence of the ratio  $a_n/a_1$  ( $a_1$  - amplitude of the 1-th harmonic) on  
the spacing of the two spirals exciting and receiving the electromagnetic

Card 1/4 *S*

X

Non-linear effects...

22778  
S/057/61/031/005/009/020  
B104/B205

waves (see Fig. 1) shows that a sinusoidal signal undergoes distortion at a distance of 10 cm and acquires a sawtooth shape. Fig. 2 shows  $a_2/a_1$  as a function of  $a_1$  for different amplitudes of the input signal and different densities of the plasma. It was found further that non-linearities are also produced by a decrease in plasma density, due to the decreasing phase velocity of the waves and the growing amplitude of the signal in the plasma. It is concluded that a sinusoidal signal is distorted by a non-linear plasma. The sawtooth signal observed at the output undergoes further distortion with increasing non-linearity. There are 4 figures and 4 references: 2 Soviet-bloc and 2 non-Soviet-bloc.

ASSOCIATION: Fiziko-tehnicheskii institut AN USSR Khar'kov (Institute of Physics and Technology, AS UkrSSR, Khar'kov)

SUBMITTED: July 30, 1960

Card 2/4 2

US, Ye.M.

Estimation of the oil potential of fractured Miocene reservoir rocks  
of the western Kuban. Razved.i prom.geofiz. no.45:97-100 '62.

(MIRA 15:11)

(Kuban—Oil well logging)

US, Ye.M.

Zonation of water-bearing and oil-saturated fractured carbonate reservoirs in Miocene sediments of the western Kuban. Geol.-nefti i gaza 6 no.8:40-43 Ag '62. (MIRA 15:9)

1. Abinskaya promyslovo-geofizicheskaya kontora.  
(Kuban--Oil sands)  
(Prospecting--Geophysical methods)

US, Ye.M.

Using the neutron-gamma method in defining the gas-bearing layers in cased wells of the Yeisk-Berezan' gas-bearing region. Geol.neft i gaza 6 no.10:55-57 0 '62. (MIRA 15:12)

1. Ul'skaya promyslovo-geofizicheskaya kontora.  
(Krasnodar Territory--Gas well logging, Radiation)

US, Ye.M.

Logging water bearing and gas saturated reservoir rocks by the neutron  
gamma method. Gaz. prom. 7 no.9:7-10 '62. (MIRA 17:10)



SIDORENKO, S.F.; US, Ye.M.

New data on the geological structure and oil potential of  
the Abin-Ukrainian field. Neftegaz. geol. i geofiz. no.3:  
3-6 '63. (MIRA 16:8)

1. Neftepromyslovoye upravleniye "Abinneft'" i "Krasno-  
darneftegeofizika".

US, Ye.M.; VALICHKO, N.D.; MARKOVSKAYA, Ye.S.

Some data on the efficiency of chromatographic analysis in gas logging in the oil fields of the western Kuban. Geol. nefti i gaza 8 no.5:44-48 N/ '64. (SIRA 17:9)

1. Severo-Kavkazskiy sovet narodnogo khozyaystva.

US, Ye.M.; KURTSAITOV, Kh.U.

Efficiency in investigating oil and gas wells in Kuban fields with  
a cement gauge. Neft.khoz. 42 no.4:18-24, Ap '64. (MIRA 17:9)

US, Z.G. (Khar'kov)

Carrying out compulsory treatment. Probl.sud.paikh. 9:79-84 '61.  
(MIRA 15:2)

(Insane, Criminal and dangerous)

USACEV, S.; HLAVAC, T.

Artificial radioactivity of the atmosphere in the period July -  
December, 1958. Acta r nat Univ Com 6 no.7:343-374 '61.

1. Katedra fyziky, Universita Komenskeho, Bratislava,  
Smeralova 2.

USACEV, S.; CHRAPAN, J.

Construction of a Blackett type expansion cloud chamber. Acta  
r nat Univ Com 6 no.7:375-383 '61.

L. Katedra fyziky, Universita Komenskeho, Bratislava, Smeralova 2.

USACH, A.D. (Donskoy, Yul'skoy oblasti, Novaya ul., d. 43. kv.9)

Methodology for the removal of foreign bodies from the wrist.  
Ortop., traum. i protez. 26 no.1. 85-86 N 165.

(MIRA 18 11)

1. Iz Donskoy gorodskoy polikliniki Yul'skoy oblasti (glavnyy vrach M.A. Sokol'shnik).

USACH, M.S., inch.

Using glass pipes. Mont. i spets, rab. v stroi. 22 no. 5:15-18 My '60.  
(MIRA 13:10)

1. Trest Prodmontazh.  
(Pipe, Glass)



USACH, M.Ya.

The GF214-type special copy milling machine. Biol. tekhn.-ekon. inform.  
no.1:32-33 '57. (MIRA 11:4)

(Milling machines)

USAZH, M.Ya.

The MC-9 plano-type multispindle drilling machine. Bul. tekhn.-  
ekon. inform. no.1:33-34 '57. (MIRA 11:4)  
(Drilling and boring machinery)

25.2000

66946

30V/123-59-14-54805

Translation from: Referativnyy zhurnal. Mashinostroyeniye, 1959, Nr 14, pp 47 - 48  
(USSR)

AUTHOR: Usach, M.Ya.

TITLE: New Machine Tools<sup>14</sup> and Other Devices of the 1957 Output

PERIODICAL: Opyt raboty prom-sti Sovnarkhoza (Sovnarkhoz Mosk. gor. ekon.-adm. r-na),  
1958, Nr 1, pp 42 - 48

ABSTRACT: New models of equipment manufactured by Moscow plants are described.  
1. Multiple-purpose gear-grinding machine, model 5860A, for the grinding  
of cylindrical straight-teethed gears, from 100 - 800 mm in diameter,  
with a module of 2.5 - 12 mm. The machine operates by the method of  
profile copying with a double-sided stand. With exception of fixing the  
magnitude of the allowance to be taken off, the operating cycle of the  
machine is automated. The machine is furnished with an optical device  
for the exact setting of the diamonds. 2. Grinding and relieving machine,  
model MV-10, for the grinding of the profile and outer diameter of mounted  
single-thread and multiple-thread worm cutters and milling cutters for the  
cutting of grooved shafts. The machine operates with an automatic cycle.

Card 1/2

New Machine Tools and Other Devices of the 1957 Output

66946  
SOV/123-59-14-54805

The stand is advanced and controlled by hand. The helical surface of the piece of work to be machined is formed by its rotating movements, while the spindle moves simultaneously along the axis. 3. Semiautomatic milling machine, model MF-109, for the manufacture of profile cutters of any shape with straight and spiral teeth. Diameter of milling cutters to be machined - from 0.5 - 50 mm, number of teeth to be cut - from 4 - 100. Operation and adjustment of the machine is automated. 4. Semiautomatic milling and centering machine of drum type, model MR-78, for the face milling and centering of blanks from 20 to 60 mm in diameter, and 200 - 825 mm in length, and also for the drilling of deep holes. The machine is supplied with a 6-position drum, on which the blank is fastened with the aid of mechanical wrenches. The operating cycle, after adjusting the blank in the charging position, is fully automated. The machining time for a piece of work of 60 mm in diameter and 800 mm in length amounts to 0.65 - 0.7 minutes. A multi-purpose evolutemeter of the KEU type and an electric regenerator for the reconditioning of burnt sand in foundry shops are described. Six figures.

V.D.I.

Card 2/2

USACH, M.Ya.

The 5860A-type gear-grinding machine. Biol.tekh.-ekon.inform.  
no.5:20-21 '58. (MIRA 11:7)  
(Gear-cutting machines)

USACH, M.Ya.

The MV10-type grinding relieving machine. Biul.tekh.-ekon.inform.  
no.6:23-25 '58. (MIRA 11:8)  
(Grinding machines)

USACH, M.Ya.

The KEU-type universal gear testing machine with electric  
recorders. Biul.tekh.-ekon.inform. no.6:30-31 '58. (MIRA 11:8)  
(Measuring instruments)

USACH, M.Ya.

The 189M-type electric corona reconditioning machine. *Biul.tekh.-ekon.*  
inform. no.7:40-41 '58. (MIRA 11:9)  
(Electric machinery) (Sand, Foundry)



USACH, M. Y.

The MF-109 semiautomatic milling machine. Biul.tekh.-ekon.inform.  
no.9:24-25 '58. (MIRA 11:10)  
(Milling machines)

FIRSOV, Aleksandr Aleksandrovich; GORNUNG, M.B., otv. red.;  
USACH, V.M., red.

[Economic problems of the Republic of Guinea] Ekonomicheskie problemy Gvineiskoi Respubliki. Moskva, Nauka, 1965. 189 p. (MIRA 18:7)

USACH-KORITSKAYA, B.L., rentgenolaborant

New method of roentgenography of the sternum. Vest.rent. i rad.  
no.2:83-85 Mr-Ap '55. (MIRA 8:5)

1. Iz rentgeno-diagnosticheskogo otdela (zav. kandidat meditsinskikh nauk V.Yu.Arungaz'yev) Kiyevskogo rentgeno-radiologicheskogo i onkologicheskogo instituta (dir. prof. I.T.Shevchenko).  
(STERNUM, radiography, technic)

USACH-KORETSKAYA, B.L.

New method of roentgenography of upper cervical vertebrae in a side projection. Vest. rent. i rad. 32 no.1:31-33 supplement '57  
(MLRA 10:5)

1. Iz rentgenodiagnosticheskogo otdela Kiyevskogo rentgeno-  
radiologicheskogo i onkologicheskogo instituta.  
(SPINE, radiography  
upper cervical vertebrae, side projection, technic)

USACHEV, A.

"General Characterization of the Phytoplankton of the Seas of USSR," U.S.R. SOVIET  
biol. [Progress in Modern Biology], 23, No 2, 265, 1947.

81

C/A

~~Preparing a water-resistant casein film on leather.~~

~~A. Uschev, A. Obzhorn and N. Uschev, *Kozharska Obzornaya Prom.* 14, 507 8 (1945). The casein-pigment film is united to the leather by applying a cover film composed of a soln. of the basic Cr salt in formalin, drying slightly, applying of a 2nd layer of the same soln. and finally a casein soln. contg. 11% (10), casein 3.3, ultram 0.5 and formalin 3.3 parts. The leather is then covered with an adhesive contg. a chrome soln. (basicity 45-48% and Cr<sub>2</sub>O<sub>3</sub> content 3.0 g. per l.) and 40 cc. formalin per l. of chrome soln. A detailed description of the procedure is given.~~

~~A. A. Bachtinok~~

ASSOCIATED METALLURGICAL LITERATURE CLASSIFICATION

1	2	3	4	5	6	7	8	9	10	11	12	13	14	15	16	17	18	19	20	21	22	23	24	25	26	27	28	29	30	31	32	33	34	35	36	37	38	39	40	41	42	43	44	45	46	47	48	49	50	51	52	53	54	55	56	57	58	59	60	61	62	63	64	65	66	67	68	69	70	71	72	73	74	75	76	77	78	79	80	81	82	83	84	85	86	87	88	89	90	91	92	93	94	95	96	97	98	99	100
---	---	---	---	---	---	---	---	---	----	----	----	----	----	----	----	----	----	----	----	----	----	----	----	----	----	----	----	----	----	----	----	----	----	----	----	----	----	----	----	----	----	----	----	----	----	----	----	----	----	----	----	----	----	----	----	----	----	----	----	----	----	----	----	----	----	----	----	----	----	----	----	----	----	----	----	----	----	----	----	----	----	----	----	----	----	----	----	----	----	----	----	----	----	----	----	----	----	----	-----

USACHEV, A.

With a motion-picture camera in winter. Sov.foto. 19 no.1:71-72  
Ja '59. (MIRA 1213)  
(Motion-picture photography)

USACHEV, A.

Calculator for diaphragm setting. Sov.foto. 19 no.8:58  
Ag '59. (MIRA 13:1)  
(Photography--Equipment and supplies)

Laboratory equipment. Tech.mot. 20 no.9:20 '59.  
(MIRA 13:7)

(Photography--Equipment and supplies)  
APPROVED FOR RELEASE: 03/14/2001 CIA-RDP86-00513R001858110011-5"



USACHEV, A.

"Ekran" camera. Sov.foto 21 no.4:31 Ap '61.  
(Motion-picture cameras)

(MIRA 14:3)

USACHEV, A.

The motion-picture camera I need. Sov.foto 21 no.7:37-38 J1  
'61.

(Motion-picture cameras)

(MIRA 14:7)

*USACHEV A.A.*

USACHEV, A.A. (Moscow).

Glow from beyond the clouds. Priroda 44 no.2:114-115 P 155.  
(Meteorological optice) (MIRA 6:3)

USACHEV, A.A.

A new form of soap. Gig. i san. 21 no.11:70-71 N '56. (MLRA 10:2)  
(SOAPS  
alkyl sulfates)

USACHEV, A., inzh.

Flour mills in remote regions and ways for lowering the cost  
of grain and flour transportation. Muk.-elev. prom. 27 no.4:29  
Ap '61. (MIRA 14:7)

1. Chitinskoye oblastnoye upravleniye khleboproduktov.  
(Chita Province--Flour mills)

USACHEV, A.A.; KOBAN, S.M.

USACHEV, A.A

Subject : USSR/Medicine

AID P - 2172

Card 1/1 Pub. 37 - 14/22

Author : Usachev, A. A., Architect

Title : New design of wash-basin faucets

Periodical : Gig. i san., 4, 50-51, Ap 1955

Abstract : Describes five types of new-self-locking faucets used for wash basins on railroad cars, seagoing ships, airplanes, etc.

Full Text Available at: <http://www.gpo.gov>

LUGA, A.A., kandidat tekhnicheskikh nauk; PAVLOV, B.A., inzhener; POPKOV,  
P.A., inzhener; DOROFYEV, F.I., inzhener; MOROZOV, N.I., inzhener;  
USACHEV, A.A., inzhener


Coffer construction by means of deeper sinking. Transp.stroi 5  
no.5:23-24 J1'55. (MLRA 8:12)

(Cofferdams)



**"APPROVED FOR RELEASE: 03/14/2001**

**CIA-RDP86-00513R001858110011-5**



**APPROVED FOR RELEASE: 03/14/2001**

**CIA-RDP86-00513R001858110011-5"**

USACHEV, A.A.

Conventional designation for wood on blueprints. Der.prom. 5 no,8:  
14-15 Ag '56. (MLRA 9 10)

1. Arkhitekturno-khudozhestvennoye byuro Minsudproma SSSR.  
(Wood) (Blueprints)

USACHIV, A.A., arkhitekt.

Naval architecture. Sudostroenie 23 no.8:14-15 Ag '57. (MIRA 10:11)  
(Naval architecture)

SIS'MEKOV, V.K.; USACHEV, A.A.

~~Experimental study~~  
Experimental study of the strength of flange joints subject  
to external bending moment. Trudy Ural. politekh. inst.  
no.132:102-109 '62. (MIRA 16:6)

(Pipe joints—Testing)

USACHEV, A.D., gornyy master

Shortcomings of the KS-2 conveyer. Bezop. truda v proz. 2 no. 6:37  
Je '58. (MIRA 11:7)

1. Shakhta Kamenetskaya No. 1 Tul'skogo sovnarkhoza.  
(Conveying machinery)

USACHEV, A.S., inzhener.

Creative cooperation assures the technical progress of the enterprise.  
Masl.-zhir.prom. 19 no.3:30-31 '54. (MLRA 7:6)

1. Lenzhirkombinat. (Oil industries)

USACHEV, A.S., inzhener; SMIRNOV, P.G., inzhener.

~~Efficiency promoters of the Leningrad Fat Combine. Masl. -shir.~~  
prom. 22 no.8:28-30 '56. (MLRA 10:1)  
(Oil industries)

ZHARSKIY, A.M., inzhener; USACHEV, A.S.; ZALMANENOK, L.V.

Measures for increasing the efficiency of chill rolls. Masl.-shir.  
prom.22 no.8:32-33 '56. (MLRA 10:1)  
(Refrigeration and refrigerating machinery) (Oleomargarine)



USACHEV, A.S.

At the Leningrad Oil and Fat Combine. Masl.-zhir.prom. 25  
no.1:5 '59. (MIRA 12:1)  
(Leningrad--Oil industries)

BEZUGLOV, I.Ye.; KURDYUMOV, V.N., inzh.; V rabote prinimali uchastiye:  
GABRILENKO, I.V.; GRABOVSKIY, I.I.; NESHCHADIM, A.G.; BELOBORODOV,  
V.V.; VISHNEPOL'SKAYA, F.A.; MATSUK, Yu.P.; GAYTSKHOKI, N.I.;  
USACHEV, A.S.; ABKINA, N.N.; RUMYANTSEVA, A.G.; KOSHELEV, A.P.;  
GRIGOR'YEV, F.L.; LUKASHEVICH, A.M.; STYAZHKINA, A.G.; MIKHAYLOVICH,  
A.N.; YEDEMSKIY, P.M.; MASLOV, P.V.; KUDRYASHEVA, Z.P.; PROSMUSHKIN,  
R.M.; SHTAL'BERG, V.A.; BOYTSOV, N.I.

Operational experience with a newly introduced oil-extraction line  
equipped with the DS-70 belt-conveyer extractor. Masl.-zhir.prom.  
26 no.3:29-31 Mr '60. (MIRA 13:6)

1. Vsesoyuznyy nauchno-issledovatel'skiy institut zhirov (for  
Bezuglov, Gabrilenko, Grabovskiy, Neshchadim, Beloborodov,  
Vishnepol'skaya, Matsuk and Gaytskhoki). 2. Leningradskiy  
zhirovoy kombinat (for Kurdyumov, Usachev, Abkina, Rummyantseva,  
Koshelev, Grigor'yev, Lukashevich, Styazhkina, Mikhaylovich,  
Yedemskiy, Maslov, Kudryasheva, Prosmushkin). 3. Leningradskoye  
otdeleniye tresta "Prodmontazh" (for Shtal'berg and Boytsov).  
(Leningrad--oils and fats)  
(Extraction apparatus)

USACHEV, D. N.

USSR/ Chemistry - Physical chemistry

Card 1/1 : Pub. 22 - 25/49

Authors : Vagramyan, A. T., and Usachev, D. N.

Title : Electrodeposition of chromium

Periodical : Dok. AN SSSR 98/4, 605-607, Oct. 1, 1954

Abstract : The processes occurring during the reduction of chromic acid, widely used for electrodeposition of Cr, are described. The problems of current distribution between the various reduction processes, changes in rate of reaction in its relation to the electrode potential and nature of polarization, are discussed. The methods by which the rate of cathode reaction was investigated are explained. The intensity of electrolyte mixing and concentrated polarization and their effects on the rate of reduction of hexavalent Cr into tri- and divalent state are analyzed. Three references: 2-USSR and 1-German (1893-1953). Graphs.

Institution : Academy of Sciences, USSR, Institute of Physical Chemistry

Presented by : Academician A. N. Frumkin, April 16, 1954

USACHEV , D.N., Cand Chem Sci -- (diss) "Mechanism of <sup>the</sup> electro-  
reduction of chromic acid ". Mos, 1957, 12 pp (Acad Sci USSR,  
Inst of Physical Chemistry), 100 copies (KL, 1-58, 115)