

Separation of indium from zinc...

S/032/62/028/002/004/037  
B101/B110

ASSOCIATION: Moskovskiy gosudarstvennyy universitet (Moscow State University); Khimiko-tehnologicheskii institut g. Sofiya (Sofia Institute of Chemical Technology)



Card 3/3

ALIMARIN, I.P.; TSINTSEVICH, Ye.P.; BURLAKA, V.P.

Study of the behavior of indium, zinc, and cadmium complex  
compounds in an ammonium carbonate solution using ion-exchange  
resins. Zav.lab. no.11:1287-1290 '59. (MIRA 13:4)

1. Moskovskiy gosudarstvennyy universitet im. M.V. Lomonosova.  
(Indium compounds) (Zinc compounds) (Cadmium compounds)

S/153/60/003/02/06/034  
B011/B003

5.5700

AUTHORS: Tsintsevich, Ye. P., Gorokhova, A. N.

TITLE: Separation of Gallium From Copper and Nickel by Means of the Method of Ion Exchange

PERIODICAL: Izvestiya vysshikh uchebnykh zavedeniy. Khimiya i khimicheskaya tekhnologiya, 1960, Vol. 3, No. 2, pp. 245-250

TEXT: In the present paper the authors continue the investigation of the behavior of gallium with various complex-forming substances, particularly with ammonium carbonate. They applied the method of ion exchange. They intended to clarify the possibilities of using the soluble carbonate compound of gallium for the separation of the latter from nickel and copper. For this reason the authors examined the behavior of gallium with  $(\text{NH}_4)_2\text{CO}_3$  on the cationite of type KU-2 (in  $\text{NH}_4$ -form) and on the anionite of type EDE-10P (in  $\text{CO}_3$ -form). The possibility of applying the gallium-carbonate complex for the separation

Card 1/3

X

Separation of Gallium From Copper and  
Nickel by Means of the Method of Ion  
Exchange

80559  
S/153/60/003/02/06/034  
B011/B003

of other elements by means of ion exchange was proven by the authors. Particularly the methods of the quantitative separation of gallium from nickel (Table 4) and of gallium from copper were elaborated (Table 6) in ratios of Ga:Ni and Ga:Cu of 1:1 to 1:10,000 in the presence of  $(\text{NH}_4)_2\text{CO}_3$  and  $\text{NH}_4\text{OH}$ . Gallium can be separated from zinc, nickel and copper in the presence of a 2 M solution of  $(\text{NH}_4)_2\text{CO}_3$  under the addition of a small ammonium amount by means of the ion-exchange method on anionite EDE-10P ( $\text{CO}_3$ -form). The absorption spectra of the reagent gallion applied for the colorimetric determination of gallium as well as the complex compound of gallium with gallion are shown in Fig. 1. The calibration curve for the determination of gallium by means of gallion is represented in Fig. 2. The distribution of gallium on ionites in the presence of  $(\text{NH}_4)_2\text{CO}_3$  is given in Table 1. The behavior of gallium on the anionite EDE-10P (in  $\text{CO}_3$ -form) in the presence of  $(\text{NH}_4)_2\text{CO}_3$  under dynamic conditions is indicated in Table 2. The distribution coefficients of nickel on ionites in the presence of  $(\text{NH}_4)_2\text{CO}_3$  under static conditions are listed in Table 3. There are 2 figures, 6 tables, and 12 references, X

Card 2/3

Separation of Gallium From Copper and  
Nickel by Means of the Method of Ion  
Exchange

S/153/60/003/02/06/034  
B011/B003

8 of which are Soviet.

ASSOCIATION: Moskovskiy gosudarstvennyy universitet imeni M. V.  
Lomonosova; Kafedra analiticheskoy khimii (Moscow State  
University imeni M. V. Lomonosov; Chair of Analytical  
Chemistry)

SUBMITTED: October 1, 1959

X

Card 3/3

STANCHEVA, St.; ALIMARIN, I.P.; TSINTSEVICH, Ye.P.

Ion exchange separation of indium from zinc in solutions containing sulfate ions. Zav.lab. 28 no.2:156-158 '62. (MIRA 15:3)

1. Moskovskiy gosudarstvennyy universitet i Khimiko-tekhnologicheskii institut, Sofiya.

(Ion exchange resins) (Indium--Analysis) (Zinc--Analysis)

ALIMANIN, I.P.; TSINTSEVICH, Ye.P.; LEONOVA, T.N.

Ion-exchange study of the behavior of indium in the presence of different organic complex-forming compounds. Vest. Mosk. un. Ser. 2: Khim. 15 no.6:33-37 N-D '60. (MIRA 14:2)

1. Kafedra analiticheskoy khimii Moskovskogo universiteta.  
(Indium)

TSINTSEVICH, Ye.P.; IVANOV, V.M.; TSABEL', V.A.

Photometric determination of gallium in the presence of oxalate ions by means of 1-(2-pyridylazo)-resorcinol. Vest. Mosk. un. Ser. 2: Khim. 18 no.5:54-56 S-0 '63. (MIRA 16:11)

1. Kafedra analiticheskoy khimii Moskovskogo universiteta.



TSINTSEVICH, Ye.P.; ALIMARIN, I.P.; MCSEVA, L.I.; BAZANOVA, M.P.

Cation exchange study of the behavior of indium as dependent on the concentration of oxalate ions and of the pH of solution. Vest. Mosk. un. Ser.2: Khim. 18 no.4:70-72 J1-Ag '63. (MIRA 16:9)

1. Kafedra analiticheskoy khimii Moskovskogo universiteta.  
(Indium) (Ion exchange resins) (Sodium oxalates)  
(Hydrogen-ion concentration)

TSINTSEVICH, Ye. P.; GOROKHOVA, A.N.

Separating gallium from copper and nickel by ion exchange.  
Izv.vys.ucheb.zav.; khim.i khim.tekh. 3 no.2:245-250 '60.  
(MIRA 14:6)

1. Moskovskiy gosudarstvennyy universitet imeni M. V. Lomonosova,  
kafedra analiticheskoy khimii.

(Gallium--Analysis)  
(Copper--Analysis)  
(Nickel--Analysis)

ALIMARIN, I.P.; TSINTSEVICH, Ye.P.; GOROKHOVA, A.N.

Separation of gallium from zinc in a solution of ammonium carbonate  
by means of ionites. Zav.lab. 26 no.2:144-145 '60.  
(MIRA 13:5)

1. Moskovskiy gosudarstvennyy universitet imeni M.V.Lomonosova.  
(Gallium--Analysis) (Zinc--Analysis)

5.5700

66964

~~5(2)~~  
AUTHORS:

Alimarin, I. P., Tsintsevich, Ye. P.,  
Burlaka, V. P.

SOV/32-25-11-2/69

TITLE:

Investigation of the Behavior of Complex Compounds of Indium,  
Zinc, and Cadmium<sup>1</sup> in Ammonium Carbonate Solution on Ion  
Exchange Resins

PERIODICAL:

Zavodskaya laboratoriya, 1959, Vol 25, Nr 11, pp 1287-1290 (USSR)

ABSTRACT:

The behavior of indium in an ammonium carbonate solution used as a complex-forming substance was investigated by ion exchange, and the results were utilized for the separation of indium from zinc, cadmium, and aluminum. No indium-carbonate complexes have hitherto been used in ion exchange chromatography. Indium perchlorate, zinc sulfate, cadmium sulfate, and aluminum chloride were used in these experiments. The indium concentration was determined gravimetrically (by the oxyquinoline method), volumetrically by complexometric titration using the indicator eriochrome black T (Ref 2), or by means of the indicator 4-( $\alpha$ -pyridylazo) resorcinol suggested by A. I. Busev and N. A. Kanayev. Cadmium was determined as anthranilate (Ref 3) or polarographically (Ref 4), zinc gravimetrically (phosphate method) or polarographically, and aluminum by precipitation with

Card 1/3

66964

Investigation of the Behavior of Complex Compounds of Indium, Zinc, and Cadmium in Ammonium Carbonate Solution on Ion Exchange Resins

SOV/32-25-11-2/69

oxyquinoline or colorimetrically. The cation exchange resin KU-2 and the anion exchange resin EDE-10 P were used as sorbents. Absorption spectra taken in the 220-300 mμ wave range on the SF-4 apparatus showed that a soluble compound is formed from  $In(ClO_4)_3$  and  $(NH_4)_2CO_3$ . Distribution coefficients ( $\psi$ ) on the KU-2 cation exchanger (in the  $NH_4$  form) calculated according to equation of Tompkins and Mayer (Ref 5) showed that the indium-carbonate complex ion bears a negative charge, which was confirmed by experiments performed with the anion exchanger EDE-10 P (in the  $CO_3$  form). This fact was utilized to separate indium from zinc and cadmium. Indium was separated from zinc on the anion exchanger EDE-10 P (in the  $CO_3$  form) in the ratios 1:17 to 1:1000. The indium complex on the resin remained absorbed, was then eluted with acetic acid, and determined as mentioned above (Table 1). The separation of indium from small amounts of cadmium was performed on the cation exchanger KU-2 (in the  $NH_4$  form) in ratios In:Cd = 20:1 to 1000:1. Cadmium

Card 2/3

Investigation of the Behavior of Complex Compounds of Indium, Zinc, and Cadmium in Ammonium Carbonate Solution on Ion Exchange Resins

66964

SOV/32-25-11-2/69

remained absorbed, was then eluted with nitric acid, and finally determined (Table 2). Indium could be separated from aluminum in ratios 4:1 to 1000:1 on the resin KU-2 as well, indium being eluted with an ammonium carbonate solution, and aluminum with 2n alkali (Table 3). There are 4 figures, 3 tables, and 5 references, 2 of which are Soviet. ✓

ASSOCIATION: Moskovskiy gosudarstvennyy universitet im. M. V. Lomonosova  
(Moscow State University imeni M. V. Lomonosov)

Card 3/3

TSINTSEVICH, Ye.P.; ALIMARIN, I.P.; MARCHENKOVA, L.F.

Behavior of gallium and aluminum during ion exchange in the presence of some complex-forming substances. Vest.Mosk.un.Ser. mat.,mekh.,astron.,fiz.khim. 13 no.3:221-227 '58.  
(MIRA 12:4)

1. Kafedra analiticheskoy khimii Moskovskogo universiteta.  
(Gallium) (Aluminum) (Ion exchange)

137-58-1-2149

Translation from: Referativnyy zhurnal, Metallurgiya, 1958, Nr 1, p 292 (USSR)

AUTHOR: Tsintsevich, Ye. P.

TITLE: Ion Exchange as a Method of Separating Zinc From Aluminum  
(Otdeleniye tsinka ot alyuminiya metodom ionnogo obmena)

PERIODICAL: Vestn. Mosk. un-ta. Ser. matem., mekhan., astron., fiz.,  
khimii, 1957, Nr 1, pp 150-155

ABSTRACT: The cationite "SBS", prewashed from Fe by 10 percent HCl and water to negative reaction to  $Cl^-$ , and the ability of Al to form complex compounds are employed to separate Zn from Al. The tartrate complex of Al passes through the column, without being adsorbed by the cationite, in the form of a negatively charged anion. In an ammonia medium, in the presence of tartaric acid, the stable, positively charged, complex cation of Zn ammoniate, when passed through the column with SBS in the H form or the  $NH_4$  form, is captured in its entirety by activated groups in the resin. Sulfosalicylic and oxalic acids serve as complex formers to separate Zn from Al. It is also possible to use pyrogallol and glycerol, but they are less desirable because of their ready oxidizability and high viscosity. Addition of small amounts of

Card 1/2



137-58-1-2149

Ion Exchange as a Method of Separating Zinc From Aluminum

glycerol to solutions of Al salts prevents precipitation of hydroxides in aqueous ammonia media (pH= 9-10).

1. Zinc--Separation    2. Ion exchange--applications

V. P.

Card 2/2

*TSINTSEVICH, Ye. P.*  
Category: USSR/Analytical Chemistry - Analysis of inorganic substances.

G-2

Abs Jour: Referat Zhur-Khimiya, No 9, 1957, 30988

Author : Alimarin I. P., Tsintsevich Ye. P.

Inst : not given

Title : Use of Chromatographic Method for the Separation of Gallium from other Elements. Separation of Gallium and Zinc.

Orig Pub: Zavod. laboratoriya, 1956, 22, No 11, 1276-1279

Abstract: Description of a method for quantitative separation of Ga from Zn by means of ion-exchange (SBS resin), which is based on utilization of complex compounds of Ga and Zn. of different degree of stability (with Complexon III, tartaric, oxalic and sulfo-salicylic acid); separation of Ga and Zn from Fe and Cu has been carried out.

Card : 1/1

-23-

5(2)

AUTHORS: Tsintsevich, Ye.P., Alimarin, I.P. SOV/55-58-3-27/30  
and Marchenkova, L.F.

TITLE: The Behavior of Gallium and Aluminum Under Ion Exchange in Presence of Some Complex-Forming Substances (Povedeniye galliya i alyuminiya v usloviyakh ionnogo obmena v prisutstvii nekotorykh kompleksobrazuyushchikh veshchestv)

PERIODICAL: Vestnik Moskovskogo universiteta, Seriya matematiki, mekhaniki, astronomii, fiziki, khimii , 1958, Nr 3, pp 221-227 (USSR)

ABSTRACT: The authors investigated the behavior of  $Ga^{3+}$  and  $Al^{3+}$  in presence of tartaric acid and malic acid under static conditions for acid pH - values. It was stated that the separation of them is not possible in presence of the mentioned acids. A separation of gallium and aluminum by ion exchange proved to be possible in presence of oxalic acid for pH 4.0 as well as in some other cases.

Card 1/2

The Behavior of Gallium and Aluminum Under Ion Exchange in Presence of Some Complex-Forming Substances SOV/55-58-3-27/30

There are 4 figures, 6 tables, and 5 references, 3 of which are Soviet, 1 German, and 1 Swiss.

ASSOCIATION: Kafedra analiticheskoy khimii (Chair of Analytical Chemistry)

SUBMITTED: July 6, 1957

Card 2/2

*TSINTSEVICH, Ye. P.*

AUTHOR: Tsintsevich, Ye.P., Nazarova, G.Ye.

32-9-12/43

TITLE: The Separation of Gallium from Lead and Cadmium According to the Method of Ion Exchange (Otdeleniye galliya ot svintsa i kadmiya metodom ionnogo obmena)

PERIODICAL: Zavodskaya Laboratoriya, 1957, Vol.23, Nr 9, pp. 1068-1070 (USSR)

ABSTRACT: By the method of ion exchange the separation of gallium from lead was attained by the use of  $\text{CH}_3\text{COONH}_4$  as an "eluent" (washed out product). The separation of gallium from lead was carried out with the SBS cationite in  $\text{NH}_4$ -form in the presence of sulphosalicylic and gallus acid at  $\text{pH} = 9 - 10$ . In the presence of sodium tartrate the separation of the elements mentioned is possible only in the case of  $\text{pH} = 8,5 - 9,0$ . The possibility of separating gallium from cadmium with an ion exchange resin in  $\text{NH}_4$ -form at  $\text{pH} = 9 - 10$  by using tartaric-, sulphosalicylic- and oxalic acid as well as trilon B was found to exist. It is shown that by using successive "eluation" (washing out process) and making use of the amphoteric properties of gallium, the latter can be separated from Pb, Cd,

Card 1/2

t

The Separation of Gallium from Lead and Cadmium According to the Method  
of Ion Exchange 32-9-12/43

Fe and Cu. There are 1 figure, 4 tables, and 7 references, 5 of  
which are Slavic.

ASSOCIATION: Moscow State University imeni M. V. Lomonosov (Moskovskiy gosudarst-  
vennyy universitet im. M. V. Lomonosova)

AVAILABLE: Library of Congress

Card 2/2

**"APPROVED FOR RELEASE: 03/14/2001**

**CIA-RDP86-00513R001757110011-7**

**APPROVED FOR RELEASE: 03/14/2001**

**CIA-RDP86-00513R001757110011-7"**

TSINTSEVICH, Ye. P.

Separation of zinc from aluminum by the ion exchange method.  
Vest.Mosk.un. 12 no.1:150-155 '57. (MLBA 10:8)

1.Moskovskiy universitet, Kafedra analiticheskoy khimii.  
(Zinc) (Aluminum) (ion exchange)



ALIMARIN, I.P.; TSINTSEVICH, Ye.P.

Using the chromatographic method for isolating gallium from other elements. Zav.lab.22 no.11:1276-1279 '56. (MLRA 10:2)

1. Moskovskiy gosudarstvennyy universitet.  
(Chromatographic analysis) (Gallium) (Ion exchange)

SHISHKOVA, L.G.; ALIMARIN, I.P.; TSINTSEVICH, Ye.P.

Anion-exchange study of gallium behavior in hydrochloric  
alcohol solutions. Vest. Mosk. un. Ser. 2:Khim. 20 no.4:  
76-77 JI-Ag '65. (MIRA 18:10)

1. Kafedra analiticheskoy khimii Moskovskogo gosudarstvennogo  
universiteta i Gorno-geologicheskij institut, Sofiya.

GOROKHOVA, A.N.; ALIMARIN, I.P.; TSINTSEVICH, Ye.P.

Ion-exchange behavior of gallium on a strong acid cation  
exchanger in a medium of hydrochloric acid - organic solvent  
(isopropyl alcohol), ketones, dioxane. Zhur.neorg.khim. 11  
no.1:191-194 Ja '66. (MIRA 19:1)

1. Submitted December 14, 1964.

DZIDZIGURI, A.A., TSINTSADZE, Yu.D.

Regulating mine fans in a centralized ventilation system. Trudy  
Inst. met. i gor. dela AN Gruz. SSR no. 8:271-284 '57. (MIRA 11:8)  
(Mine ventilation)  
(Fans, Mechanical)

TSINTSIBADZE, A. I.

3-2410 (5205, 2705, 1559)

31512  
S/627/60/002/000/027/027  
D299/D304

5

AUTHORS: Mandzhavidze, Z. Sh., Roynishvili, N. N., Chukovani, G. Ye., Kozlov, A. A., Kotlyarevskiy, D. M., Tatalashvili, N. G., and Tsintsibadze, A. I.

TITLE: Study of penetrating showers at an altitude of 2000 m above sea level

SOURCE: International Conference on Cosmic Radiation. Moscow, 1959. Trudy. v. 2. Shirokiye atmosferyye livni i kaskadnyye protsessy, 338-341

4

TEXT: The properties of unstable heavy particles were studied by means of a magnetic cloud chamber with lead absorbers. Among 8700 nuclear interactions, 139 cases of decay of neutral particles were observed, as well as 29 decay processes of charged strange particles. In addition, 11 decay processes, described by the authors in an earlier work, are also included in the study. As a result of the investigation of neutral particles, 45 V<sup>0</sup>-shaped tracks were identified.  
Card 1/4

Study of penetrating ...

315h2  
S/627/60/002/GG0/027/027  
D299/D304

tified as decays of  $\Delta^0$ -hyperons, and 38 - as  $\theta^0$ -mesons. Fifty-six of the remaining  $V^0$ -shaped tracks could not be identified. Out of 40  $V^+$ -particles, 1 was interpreted as  $\tau$ -meson decay, 7 could be interpreted as K-meson decay and 2 - as  $\Sigma$ -hyperons. The other particles could not be interpreted by decay-dynamics only; for their interpretation considerations had to be employed which proceed from the considerable difference in the lifetime of hyperons and K-mesons respectively. In Solov'yev's work (Ref. 3; preprint O.I.Ya. I.) it is shown that for strong interactions involving strange particles, there are no obvious theoretical assumptions which would require conservation of parity. If such interactions are not invariant with respect to space inversion, one should expect the appearance of hyperon polarization in the plane of generation. These considerations were used as a basis for constructing the angular distribution protons of the decay of  $\Delta^0$ -particles with momenta below 800 Mev./c. Further, the authors investigated the lifetime of

Card 2/4

3

315h2  
3/627/60/002/000/027/027  
D299/D304

Study of penetrating ...

$\Delta^0$ -particles by 2 methods. By the first method, they obtained for the mean lifetime the value

$$\tau_{\Delta^0} = (2,83 \pm 0,99) \cdot 10^{-10} \text{ sec}$$

The second method yielded

$$\tau_{\Delta^0} = (3,02 \pm 0,72) \cdot 10^{-10} \text{ sec}$$

Further, an attempt was made to determine the lifetime of  $\Sigma$ -hyperons. Earlier results in this respect are in disagreement. It was found that 13 of the decay processes of charged particles can be considered as  $\Sigma^\pm$ -hyperons. The lifetime of 9 of these particles is

Card 3/4

3

Study of penetrating ...

<sup>3152</sup>  
S/627/60/002/000/027/027  
D299/D304

$$\tau_{\Sigma^{\pm}} = \leq (0,57 + 0,36 - 0,16) \cdot 10^{-10} \text{ sec}$$

There are 1 table and 9 references: 3 Soviet-bloc and 6 non-Soviet-bloc. The references to the English-language publications read as follows: S. Hayakawa. Phys. Rev., 108, 1533, 1957; D. A. Glaser. Ann. International Conference on High Energy Physics at CERN, 1958; I. Snayder, W. Y. Chang and I. G. Gupta. Phys. Rev., 106, 149, 1957. X

ASSOCIATION: Institut fiziki AN Gruz.SSR (Physics Institute AS Georgian SSR)

Card 4/4



TSITSIN, E. A.

TSITSIN, M. A.

Sverdlovsk, Metallurgizdat, 1953  
1076 p. illus., diags., tables.  
Bibliographical material throughout.

N/5  
664  
.L7

TSINTSIN, N. V; CHERKASSKIY, Ye. S.

Activated creolin. Doklady Akad. nauk SSSR 84 no. 3:653-654  
21 May 1952. (CJML 22:3)

1. Academician for Tsitsin.

TSINTSIN, N. V.

USSR/ Agriculture - Exhibition

Card 1/1 : Pub. 86 - 1/36

Authors : Tsintsin, N. V., Academician

Title : All the people view the accomplishments of socialistic agriculture

Periodical : Priroda 43/8, 3 - 14, Aug 1954

Abstract : A description is given of the exposition opened on August 1, 1954 at Moscow, to show the people the advances made in scientific farming and the mechanization of agriculture. Eight-hundred collective farms, 300 state farms and 200 machine-tractor stations were represented. There were exhibits of associated lines, such as stock raising and fish breeding. The article is mainly devoted to the description of the buildings and exhibits. Illustrations.

Institution : ....

Submitted : ....

ACCESSION NR: AP4029195

S/0078/64/009/004/1015/1016

AUTHOR: Tsintsius, V. M.; Yudovich, Ye. Ye.

TITLE: Vapor pressures of vanadium dibromide and diiodide

SOURCE: Zhurnal neorganicheskoy khimii, v. 9, no. 4, 1964, 1015-1016

TOPIC TAGS: vanadium dibromide, vanadium diiodide, vapor pressure, vapor tension, flux method, sublimation, heat of sublimation, entropy of sublimation, V-Br bond energy, V-I bond energy, vanadium bromine bond energy, vanadium iodine bond energy, thermodynamic characteristic

ABSTRACT: The vapor tension of vanadium dibromide and vanadium diiodide was investigated by the flux method (S. A. Shchukarev, I. V. Vasil'kova, M. A. Oranskaya, V. M. Tsintsius, N. S. Subbotina. Vestn. LGU, No. 16, vy\* p. 3, 125 (1961)) using argon as the gas-carrier. Based on the data obtained, the following thermodynamic characteristics of the process of vanadium dibromide and vanadium diiodide sublimation were determined: in the 800-905 C temperature interval,  $\Delta H_{\text{subl}} [\text{V Br}_2] = 45 \pm 4 \text{ kcal/mol}$ ;  $\Delta S_{\text{subl}} [\text{V Br}_2] = 27 \pm 2 \text{ joules}$ ;

Card 1/2

ACCESSION NR: AP4029195

in the 850-1016 C temperature interval,  $\Delta H_{\text{subl}} [\text{VI}_2] = 44 \pm 4 \text{ kcal/mol}$  and  
 $\Delta S_{\text{subl}} [\text{VI}_2] = 28 \pm 2 \text{ joules}$

The V-Br and V-I bond energies were also calculated:  $E_{\text{V-Br}} = 107 \text{ kcal}$ ;  
 $E_{\text{V-I}} = 96 \text{ kcal}$ . Orig. art. has: 2 tables.

ASSOCIATION: None

SUBMITTED: 16Sep63

DATE ACQ: 29Apr64

ENCL: 00

SUB CODE: GC, GP

NO REF SOV: 004

OTHER: 003

Card 2/2

SHCHUKAREV, S.A.; ORANSKAYA, M.A.; TSINTSIUS, V.M.

Thermal dissociation of gold chlorides. Zhur.neorg.khim. 1 no.5:  
881-886 My '56. (MLRA 9:10)

(Gold chlorides)

TOLMACHEVA, T.A.; TSINTSIUS, V.M.; ANDRIANOVA, L.V.

Vanadium triiodide. Zhur.neorg.khim. 8 no.3:553-559 Mr '63.

(MiRA 16:4)

(Vanadium iodides)

S/078/63/008/003/001/020  
B117/B186AUTHORS: Tolmacheva, T. A., Tsintsius, V. M., Andrianova, L. V.

TITLE: Study of vanadium triiodide

PERIODICAL: Zhurnal neorganicheskoy khimii, v. 8, no. 3, 1963, 553-559

TEXT: The formation enthalpy of vanadium triiodide was studied by the solubility method in a calorimeter at 25°C using 0.4 N alkali solution with 0.018 N hydrogen peroxide. An average of  $\Delta H = -143.0 \pm 1.0$  kcal/mole was found for the system  $VI_3 + 4KOH + 2H_2O_2$ . The enthalpy of the system  $1/2 V_2O_5 + 3KI + KOH + H_2O_2$  was also determined. Its mean value was  $-7.7 \pm 0.1$  kcal/g-atom vanadium. The values found for the solubility were used to calculate the formation enthalpy of solid vanadium triiodide. It was  $-67 \pm 2$  kcal/mole for formation from metallic vanadium and solid iodine, and  $-89 \pm 2$  kcal/mole for formation from metal and gaseous iodine. The entropy of formation of vanadium triiodide from metal and gaseous iodine was calculated:  $\Delta S = -48.5 \pm 3$  entropy units. Further, the dissociation of vanadium triiodide to solid diiodide and gaseous iodine

Card 1/2



## Study of vanadium triiodide

S/078/63/008/003/001/001  
B117/B186

was studied between 300 and 530°C.  $\Delta H = 22 \pm 1$  kcal/mole and  $\Delta S = 27 \pm 1$  entropy units were determined from three series of tests for the reaction  $2VI_3 = 2VI_2 + I_2$ . Experiments using different-sized portions of triiodide afforded consistent values for the dissociation pressure. This suggests that vanadium trioxide and dioxide do not possess an appreciable range of homogeneity. The formation enthalpy and entropy of solid diiodide were calculated from the thermodynamic values found for triiodide:  $\Delta H = -78 \pm 3$  kcal/mole for the formation of  $VI_2$  from gaseous iodine and metal, and  $\Delta H = -63 \pm 3$  kcal/mole for the formation from solid iodine and metal. The entropy found,  $\Delta S = -35 \pm 2$  entropy units, agreed with published data. There are 2 figures and 6 tables.

SUBMITTED: August 13, 1962

Card 2/2

TSINTSIUS, V.M.; YUDOVICH, Ye.Ye.

Vanadium dibromide and diiodide vapor pressure. Zhur.neorg.khim.  
9 no.4:1015-1016 Ap '64. (MIRA 17:4)

SHCHUKAREV, S.A.; TOLMACHEVA, T.A.; TSINTSIUS, V.M.

Dismutation of vanadium tribromide at high temperatures. Zhur.nedrg.khim.  
7 no.7:1505-1508 JI '62. (MIRA 16;3)  
(Vanadium bromide)

TSINTSIUS, V.M.

USSR/Phys. Chemistry, Thermodynamics, Thermochemistry, Equilibriums B-8  
Phys. Chem. Anal-is, Phase-Transitions

Abs Jour : Ref Zhur - Khimiya, No 7, 1957, 22263

Author : S. A. Shchukarev, M. A. Oranskaya, V. M. Tsintsius

Inst : Not given

Title : Thermic dissociation of gold chlorides

Orig Pub : Zh. neorgan. khimii, 1956, No 5, 881-886

Abstract : Dissociation pressures of  $\text{AuCl}_3$  are determined by static method in the range 150-247° C for the reaction  $\text{AuCl}_3 \rightleftharpoons \text{AuCl} + \text{Cl}_2$  ( $\lg p_{\text{Cl}_2}(\text{at}) = 8.73 - 4547/T$ ) and  $\text{AuCl}$  in the range 150-255° C for the reaction  $2\text{AuCl} \rightleftharpoons \text{Au} + \text{Cl}_2$  ( $\lg p_{\text{Cl}_2}(\text{at}) = 6.23 - 3483/T$ ). Variations of entropy (in entropy units) are calculated for indicated reactions, respectively:  $\Delta S = 38.5 \pm 1.5$  and  $30 \pm 3$  and the formation of heat (in kcal/mole) of  $\text{AuCl}_3$   $\Delta H = -27 \pm 1$  and  $\text{AuCl}$   $\Delta H = 8.0 \pm 1.0$ . Computation of free energy variations shows that at  $T < 450^\circ\text{K}$   $\text{AuCl}$  is metastable on account of freezing of disproportionation reaction  $3\text{AuCl} = \text{AuCl}_3 + 2\text{Au}$ . Attempts to obtain a hypothetical compound  $\text{AuCl}_2$  remained ineffective.

Card 1/1

-86-

SHCHUKAREV, S.A.; VASIL'KOVA, I.V.; ORANSKAYA, M.A. [deceased];  
TSINTSIUS, V.M.; SUBBOTINA, N.A.

Determination of the enthalpy of vanadium tribromide formation.  
Vest LGU 16 no.16:125-129 '61. (MIRA 14:8)  
(Vanadium chloride)  
(Enthalpy)

SHCHUKAREV, S.A.; TOLMACHEV, T.A.; TSINTSIUS, V.M.

Thermodynamic characteristics of vanadium bromides. Zhur.neorg.  
khim. 7 no.3:679-681 Mr '62. (MIRA 15:3)  
(Vanadium bromides)

PASECHNIK, M.S., doktor tekhn. nauk; ZHEL'VIS, A.I., kand. tekhn. nauk; KORBUT, V.A.; PLATONOVA, M.N.; SHEVYAKINA, T.S.;  
TSINTSIUS, V.M.; STRELE, L.A., red.

[Manual on general chemistry and physicochemical methods of analysis] Uchebnoe posobie po obshchei khimii i fiziko-khimicheskim metodam analiza. [By] M.S.Pasechnik i dr. Pod obshchei red. M.S.Pasechnika i A.I.Zhel'vis (chast' 1). Leningrad, 1965. 204 p. (MIRA 19:1)

1. Leningrad. Lesotekhnicheskaya akademiya.

TSINYAYEV, A. Ya.

Category : USSR/Solid State Physics - Diffusion. Sintering

E-5

Abs Jour : Ref Zhur - Fizika, No 3, 1957, No 6678

Author : Neyman, M.V., Tsinyayev, A. Ya.

Title : Investigation of Diffusion in Binary Alloys as a New Method of Physical-Chemical Analysis.

Orig Pub : Zh. neorgan. khimii, 1956, 1, No 6, 1257-1263

Abstract : The change in the coefficient of diffusion  $D$ , the energy of activation  $E$ , and the coefficient of the exponential  $D_0$  as functions of the composition of the alloys were determined in Fe-Ni and Fe-Mo systems. In the Fe-Ni, system, which represents in the temperature region from 900 -- 1100° a continuous series of solid solutions of nickel in iron,  $D$  increases continuously, while  $E$  and  $\log D_0$  diminish continuously as functions of the alloy composition. In the Fe-Mo system, which contains the chemical compound  $Fe_3Mo_2$  in the temperature range 100 -- 1200° under investigation,  $D$  diminishes sharply and  $E$  and  $\log D_0$  increase sharply at the point corresponding to the chemical combination. The authors believe that the singular point they observed on the diffusion characteristics vs. alloy composition curve,

Card : 1/2



Category : USSR/Solid State Physics - Diffusion, Sintering

E-5

Abs Jour : Ref Zhur - Fizika, No 3, 1957, No 6678

Author :

corresponding to chemical combination, makes it possible to employ the study of diffusion in binary alloys as a new method of physical-chemical analysis.

Card : 2/2

1 SINYAYEV, A. YE.

Category : USSR/Solid State Physics - Diffusion. Sintering

E-6

Abs Jour : Ref Zhur - Fizika, No 3, 1957, No 6678

Author : Moyman, M.V., Sinyayev, A.Ye.

Title : Investigation of Diffusion in Binary Alloys as a New Method of Physical-Chemical Analysis.

Orig Pub : Zh. neorgan. khimii, 1956, 1, No 6, 1257-1263

Abstract : The change in the coefficient of diffusion  $D$ , the energy of activation  $E$ , and the coefficient of the exponential  $D_0$  as functions of the composition of the alloys were determined in Fe-Ni and Fe-Mo systems. In the Fe-Ni system, which represents in the temperature region from 900 -- 1100° a continuous series of solid solutions of nickel in iron,  $D$  increases continuously, while  $E$  and  $\log D_0$  diminish continuously as functions of the alloy composition. In the Fe-Mo system, which contains the chemical compound  $Fe_3Mo_2$  in the temperature range 100 -- 1200° under investigation,  $D$  diminishes sharply and  $E$  and  $\log D_0$  increase sharply at the point corresponding to the chemical combination. The authors believe that the singular point they observed on the diffusion characteristics vs. alloy composition curve,

Card : 1/2

Category : USSR/Solid State Physics - Diffusion. Sintering

E-5

Abs Jour : Ref Zhur - Fizika, No 3, 1957, No 6678

Author :

corresponding to chemical combination, makes it possible to employ the study of diffusion in binary alloys as a new method of physical-chemical analysis.

Card : 2/2

cavitation

EXCERPTA MEDICA Sec 9/Vol 13/5 SURGERY May 59

iliz-  
(IX, 7)

2634. COMPLICATIONS OCCURRING AFTER OPERATIONS INVOLVING THE ABDOMINAL CAVITY (Russian text) - Tsinzerling A. V. - NAUCH. RAB. I LEN. VOEN.-MORSK. GOSP. 1957 (150-186)

The reports of 610 post-mortem examinations carried out on patients dying following operations on the abdominal cavity are analysed. Peritonitis and pneumonia accounted for 75% of all complications. Peritonitis occurred in 34.4% of cases and pneumonic foci in 22.4%. The number of lung abscesses progressing to gangrene has greatly diminished.

(S)

*Tsinzerling A. V.*  
EXCERPTA MEDICA Sec 5 Vol 12/1 Gen Pathology Jan 59

188. TUBERCULOSIS OF THE LIVER WITH GRAVITATION ABSCESS (Russian text) - *Tsinzerling A. V.* - ARKH. PATOL. 1957, 19/11 (80-82) illus. 1  
Description of a case of tumour-like tb of the liver in a woman of 40 who had had 2 courses of treatment with PAS, streptomycin, etc. The affection of the liver was accompanied by a bilateral subphrenic tuberculous peritonitis. On the right side a gravitation abscess developed in the retroperitoneal space. On the left the process perforated into the colon with formation of a fistula and secondary intestinal infection of the subdiaphragmatic space. Small isolated tuberculous foci were found in certain other organs.

(V, 15)

PETROV, I.R., prof.; KOROSTOV'TSEVA, N.V., kand.med.nauk; ASTAKHOVA, T.N.,  
kand.med.nauk; TSIEZERLING, A.V., kand.med.nauk

Use of artificial hypothermia for the prevention of sequelae of  
circulatory disorders consecutive to ligation of the portal vein  
and renal artery under experimental conditions. Vest. AMN SSSR 14  
no.9:47-56 '59. (MIRA 13:1)

1. Laboratoriya eksperimental'noy patologii Leningradskogo instituta  
perelivaniya krovi i patologoanatomicheskoye otdeleniye Voenno-morsko-  
go gospi'talya. 2. Chlen-korrespondent AMN SSSR (for Petrov).

(HYPOTHERMIA INDUCED)

(PORTAL VEIN physiol.)

(KIDNEYS blood supply)

*TSINZERLING, A.V.*

USSR/Microbiology - Microorganisms Pathogenic to Humans and  
Animals.

F-5

Abs Jour : Ref Zhur - Biol., No 3, 1958, 9989  
Author : Tsinzerling, A.V., Borovaya, A.Ya.  
Inst : ~~USSR Academy of Sciences~~  
Title : Case of Fungus Pneumonia.  
Orig Pub : Vrachebn. delo, 1957, No 3, 299-300  
Abstract : No abstract.

Card 1/1

TSINZERLING, A. V.

Change in the inflammatory reaction in the process of immunization;  
experiments with *Candida albicans*. Dokl. AN SSSR 156 no. 1:177-  
178 My '64. (MIRA 17:5)

1. Leningradskiy nauchno-issledovatel'skiy institut detskikh  
infektsiy i Institut eksperimental'noy meditsiny AMN SSSR.  
Predstavleno akademikom N. N. Anichkovym.



*TSINZERLING, 111*  
GREBENSHCHIKOVA, V.G., TSINZERLING, A.V.

A case of cardiac rupture with an unusual course. Klin.med. 36  
no.4:129-131 Ap'58 (MIRA 11:5)

1. Iz I Voenno-morskogo ordena Lenina' gospitalya (nach. Ye.Ye.  
Polishuk)

(MYOCARDIAL INFARCT, compl.  
heart rupt. (Rus))

(HEART, rupt.  
caused by myocardia infarct (Rus))

TSINZERLING, A.V.(Leningrad)

Pathoanatomy and etiology of pneumonia resistant to sulfonamide and penicillin therapy. Arkh. pat. 17 no.4:57-64 O-D '55.

(WIRA 9:2)

1. Iz kafedry patologicheskoy anatomii (nachal'nik--prof. A.N. Chistovich) voyenno-meditsinskoy ordena Lenina akademii imeni S.M. Kirova.

(PNEUMONIA, therapy,  
penicillin & sulfonamides, histopathol. & etiol. of  
resist. cases)

(PENICILLIN, therapeutic use,  
pneumonia, histopathol. & etiol. of resist. cases)

(SULFONAMIDES, therapeutic use,  
pneumonia, histopathol. & etiol. of resist. cases)

TSINZERLING, A.V.

Concerning the role of pathogenic fungi in pneumonia [with summary  
in English]. Trudy ISGMI 41:81-89 '58 (MIRA 11:11)  
(PNEUMONIA, microbiol.  
fungi (Rus))  
(FUNGUS DISEASES, compl.  
pneumonia (Rus))

EXCERPTA MEDICA Sec.15 Vol.10/1 Chest Diseases Jan 57

53. MINZERLING A. V. \*The pathological anatomy and aetiology of sulphona mide and penicillin resistant pneumonias (Russian text) ARKII. PATOL. (Moscow) 1955, 4 (57-64) Tables 1 illus. 4

Report on 47 post-mortem cases of pneumonia between 1949/51 which had been treated either with sulphonamides or penicillin; 17 cases were due to Gram-negative bacilli of which 13 were *B. friedländer*; there were 9 cases of postoperative pneumonia. Histologically leucocytic exudates with only occasional macrophages and erythrocytes and little fibrin, but with very large numbers of *B. friedländer* were found. Larger wedge-shaped focal necroses were present in 3 cases. Because streptomycin had been given only twice in the cases described and then only in small amounts, experiments on the streptomycin treatment of Friedländer pneumonias in rats were arranged. The pneumonias were caused by intratracheal infection with Friedländer bacilli; 8 of the experimental animals received penicillin with numerous inflammatory foci occurred here also with a leucocytic fibrinous exudate died usually on the 2nd or 3rd day after infection. If streptomycin therapy was commenced within 24 hr. after the infection began, the changes were very much less and only 1 animal died, the others were sacrificed. In these cases also the Friedländer bacilli were much more difficult to demonstrate (cultures). From

6.15)

TSINZERLING, A.V.

Effect of chlortetracycline on experimental pulmonary candidiasis in white mice. Report No.1: Experiments with simultaneous introduction of chlortetracycline and *Candida albicans* cultures. *Biul. eksp. biol. i med.* 47 no.6:33-37 Ja '59. (MIRA 12:8)

1. Iz patologoanatomicheskogo otdeleniya (nach. - kand.med. nauk A.V.TSinzerling) Voenno-morskogo ordena Lenina gosptalya i laboratorii infektsiy (zav. - prof.M.V.Voyno-Yasenetskiy) otdela patologicheskoy anatomii (zav. - akademik N.N.Anichkov) Instituta eksperimental'noy meditsiny AMN SSSR, Leningrad. Predstavlena akademikom N.N.Anichkovym).

(CHLORTETRACYCLINE, eff.

on exper. pulm. moniliasis (Rus))

(MONILLIASIS, exper.

pulm., eff. of chlortetracycline (Rus))

(LUNG DISEASES, exper.

moniliasis, eff. of chlortetracycline (Rus))

TSINZBERLING, A.V., kandidat meditsinskikh nauk. (Leningrad) BOROVAYA, A. Ya.  
(Leningrad)

Case of fungus pneumonia. Vrach. delo no.3:299 Mr '57  
(PNEUMONIA) (MLRA 10:5)

TSINZERLING, A.V.

TSINZERLING, A.V., kandidat meditsinskikh nauk

Pathological anatomy and pathogenesis of postoperative pneumonia.  
Vest.khir.76 no.9:54-61 0 '55. (MLRA 9:1)

1. iz kafedry patologicheskoy anatomii (nach, prof. A.N.Chistovich)  
Voyenno-meditsinskoy ordena Lenina akademii im. S.M.Kirova.

(PNEUMONIA,  
postop.pathol.anat. & pathogen.)

TSINZELING, A.V. (Leningrad)

Pathological anatomy of some forms of pneumonia treated with sulfanilamide and penicillin. Arkh,pat. 21 no.7:20-23 '59.

(MIRA 13:5)

1. Iz kafedry patologicheskoy anatomii (nachal'nik - prof. A.N. Chistovich) Voenno-meditsinskoy ordena Lenina akademii imeni S.M. Kirova.

(PNEUMONIA therapy)

(PENICILLIN therapy)

(SULFANILAMIDE therapy)



KRIVOSHEYEV, V.I.; TSINZERLING, A.V.

Development of candidiasis in a patient operated on for calculous cholecystitis. Vest.khir. 85 no.12:108-109 D '60.

(MIRA 14:1)

1. Iz 1-go voyenno-morskogo ordena Lenina gospihalya (nach. - Ye.Ye. Polishchuk).

(MONILIASIS) (CALCULI, BILIARY)

TSINZERLING, A.V. (Leningrad)

Evaluation of the inoculation of pulmonary fungi belonging to the family Candida. Klin.med. 38 no.10:88-90 0 '60.

(MIRA 13:11)

1. Iz patologoanatomicheskogo otdeleniya (nach. - kand.med.nauk A.V. TSinzerling) Voenno-morskogo gospiatalya i laboratorii (zav. - prof. M.V. Voynov-Yasentskiy) otdela patologicheskoy anatomii (zav. - akad. N.N. Anichkov) Instituta eksperimental'noy meditsiny AMN SSSR.

(PNEUMONIA)

(MONILIASIS)

TSINZERLING, A.V.

Course of experimental pulmonary candidiasis after X-irradiation.  
Med.rad. 6 no.3:51-54 '61. (MIRA 14:5)  
(MONILIASIS) (LUNGS--DISEASES) (RADIATION--PHYSIOLOGICAL EFFECT)

TSINZERLING, A.V.

Method of histological study of tissues in various mycoses.  
Ark.h.pat 22 no.2:76-77 '60. (MIRA 13:12)  
(MEDICAL MYCOLOGY)

TSINZERLING, A.V.

Effect of chlortetracycline on the course of experimental candidamy-  
cosis in the lungs of white rats. Report No.2: Experiments with  
a preliminary administration of chlortetracycline. Biul' eksp.  
biol.i med. 50 no.9:120-123 S '60. (MIRA 13:12)

1. Iz patologoanatomicheskogo otdeleniya (nach. -- kandidat meditsinskikh  
nauk A.V. TSinzerling) Voyenno-morskogo gosptalya i laboratorii  
infektsionnoy patologii (zav. -- prof. M.V.Voyno-Yasenetskiy) otdela  
patologicheskoy anatomii (zav. -- akad. N.N.Anichkov) Instituta  
eksperimental'noy meditsiny AMN SSSR, Leningrad.  
(AUREOMYCIN) (LUNGS--DISEASES) (MONILIASIS)

ABARBANEL', Ya.S.; TSINZERLING, A.V.

Dynamics of the changes in candidiasis of the lungs. Eksp. i klin.  
issl. po antibiot. 2:103-105 '60. (MIRA 15:5)  
(LUNGS--DISEASES) (MONILIASIS)

TSINZERLING, A.V.

Changes in the lungs of white rats after the intranasal introduction  
of *Candida albicans*. Eksp. i klin. issl. po antibiot. 1:186-191  
'58. (MIRA 15:5)

(MONILIASIS)

TSINZERLING, Vsevolod Dmitriyevich [deceased]; TSINZERLING, Aleksandr  
Vsevolodovich; AGEYEV, A.K., red.; LEBEDEVA, G.T., tekhn.  
red.

[Pathological anatomy of acute pneumonias of various etiology]  
Patologicheskaya anatomiya ostrokh pnevmonii raznoi etiologii.  
Leningrad, Medgiz, 1963. 173 p. (MIRA 16:7)  
(PNEUMONIA)



**"APPROVED FOR RELEASE: 03/14/2001**

**CIA-RDP86-00513R001757110011-7**

**APPROVED FOR RELEASE: 03/14/2001**

**CIA-RDP86-00513R001757110011-7"**

**"APPROVED FOR RELEASE: 03/14/2001      CIA-RDP86-00513R001757110011-7**



**APPROVED FOR RELEASE: 03/14/2001      CIA-RDP86-00513R001757110011-7"**

**"APPROVED FOR RELEASE: 03/14/2001    CIA-RDP86-00513R001757110011-7**

**APPROVED FOR RELEASE: 03/14/2001    CIA-RDP86-00513R001757110011-7"**

*TSINZERLING, A.V.*

TSINZERLING, A.V. (Leningrad)

Peculiar form of tuberculosis of the liver with gravitation abscess  
[with summary in English]. Arkh.pat. 19 no.11:80-82 '57.  
(MIRA 11:1)

1. Iz Voenno-morskogo ordena Lenina gospitalya (nachal'nik Ye.Ye.  
Polishchuk)  
(TUBERCULOSIS, HEPATIC, complications,  
gravitation abscess (Rus))

TSINZERLING, Aleksandr Vsevolodovich; AGEYEV, A.K., red.

[Candidiasis of the lungs; pathological anatomy and pathogenesis] Kandidoz legkikh; patologicheskaiia anatomia i patogenez. Leningrad, Meditsina, 1964. 154 p.  
(MIRA 17:8)

BERZINA, I.G.; BLISTANOV, A.A.; TSINZERLING, L.G.

Detachment and motion of dislocations in radiation-strengthened  
lithium fluoride crystals. Fiz. tver. tela 6 no.11:3402-3408  
N '64. (MIRA 18:1)

1. Institut stali i splavov, Moskva.

SHASKOL'SKAYA, M.P.; TSINZERLING, L.G.; KULABUKHOVA, R.J.

Selective etchant and a polishing solution for potassium bromide  
crystals. Kristallografiia 10 no.1:121-125 Ja-F '65. (MIRA 18:3)

1. Moskovskiy institut stali i splavov.

TSINZERLING, V. D.

DECEASED

1964

*Medicine*



*Card*  
TSINZERLING, V.F. ~~Gen~~ Med Sci -- (diss) "Changes in the Nervous System  
*during* ~~in~~ Experimental Paratyphoid Infection" (Experimental-Morphological  
*study* ~~Research~~). Len, 1957. 15 *pp* pages (~~Gen~~ *Acad* Med Sci *U* ~~SSR~~ *of* Inst Exper Med). 200 copies.  
(KL, 10-58, 122) .

TSINZERLING, VLADIMIR VLADIMIROVICH.

TSINZERLING, VLADIMIR VLADIMIROVICH  
Orozhenie na AmuDar'e. Moskva, Izd. Upravleniia vodnogo khoziaistva  
Srednei Azii, 1927. xxiii, 808 p.

DLC: TC910.A7T7

SO: LC, Soviet Geography, Part I, 1951, Uncl.

TSINZERLING V. V.

"Internal Water Circulation on the European Plain of the USSR and Its Significance  
for the Water Economy", Dokl. Akad. Nauk SSSR, Vol. 11, No. 7, 1948 (37-46)

SO: U-3032, 11 Mar 1953

TSINZERLING, V. V.

USSR/Meteorology - Humidity Sep/Oct 52

"Natural Humidity Circulations and Their Influence on the Climate of the USSR," V. V. Tsinzerling.

"Iz Ak Nauk SSSR, Ser Geog" No 5, pp 58-75

Current article was presented as report during the meeting of the Sci Council of Geog Inst, Acad Sci USSR, in May 1952. It is an abridgement of author's general work: "Geophysical Laws Governing the Climate of the USSR." It deals with ...

226787

evaluation of author's new geophys methods, attempting to prove that the main part of intracontinental pptn is due to vapors of continental origin. It confirms concept by A. I. Voyeykov. "Selected Works" Vol. 1-2, 1948-9).

226787

TSTINZERLING, Ye. A., M. A. CHERNYSHEVA and E. I. GARDER

"Problems of Mechanic Twin Formation of Crystals."

report presented at the Conference on Investigation of Mechanical Properties of Non-Metals, by the Intl. Society of Pure and Applied Physics and the AS USSR, at Leningrad, 19-24 May 1958.  
(Vest. Ak Nauk SSSR, 1958, no. 9, pp. 109-111)



1ST AND 2ND ORDERS  
140 AND 4TH ORDERS  
PROCESSES AND PROPERTIES MODES

CA 2

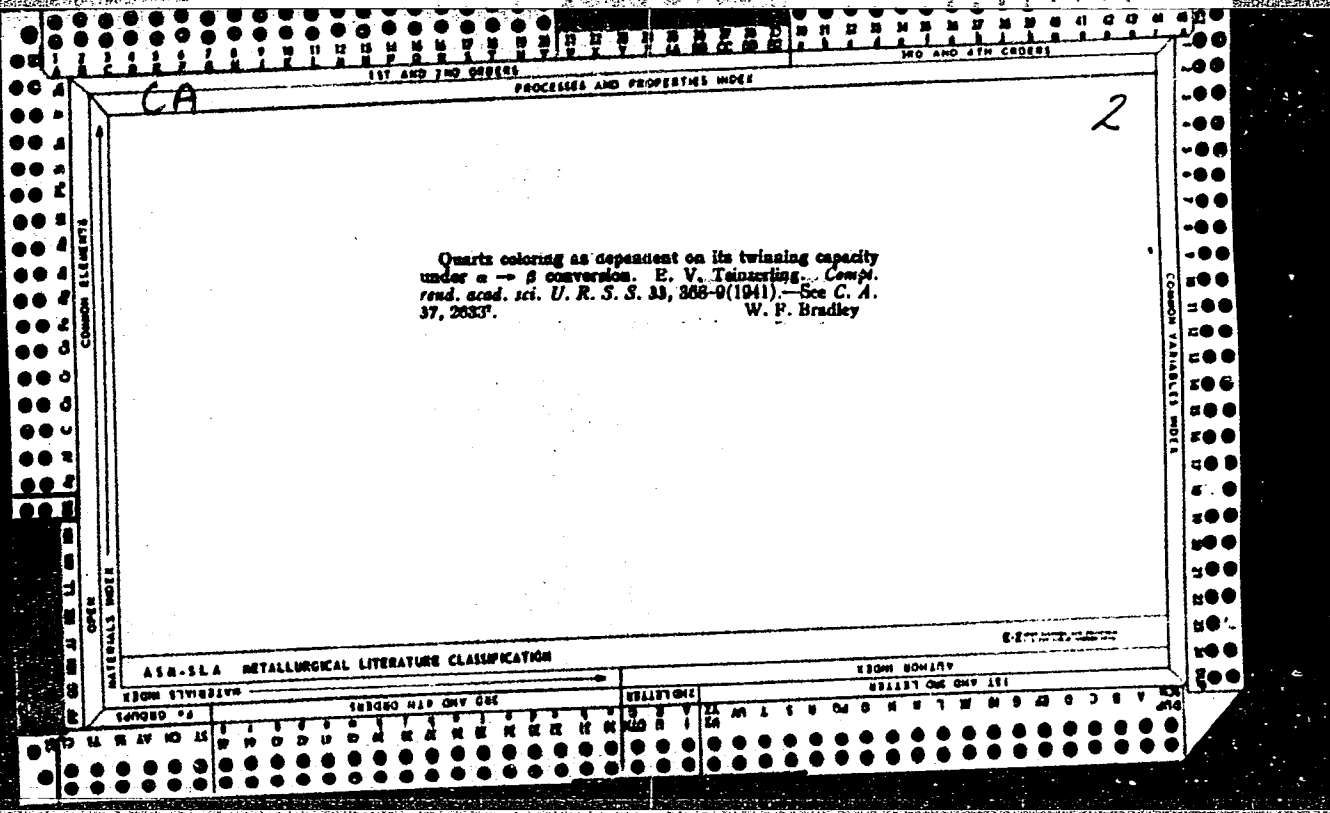
COMMON ELEMENTS  
COMMON VARIABLES MODES

Quartz coloring as dependent on its twinning capacity under  $\alpha \rightarrow \beta$  conversion. E. V. Tinsley. *Compt. rend. acad. sci. U. R. S. S.* 33, 368-9(1941).—See C. A. 37, 2633. W. F. Bradley

ASR-SLA METALLURGICAL LITERATURE CLASSIFICATION

1ST AND 2ND ORDERS  
1ST AND 4TH ORDERS

MATERIALS MODES  
COMMON ELEMENTS  
COMMON VARIABLES MODES



CA

2

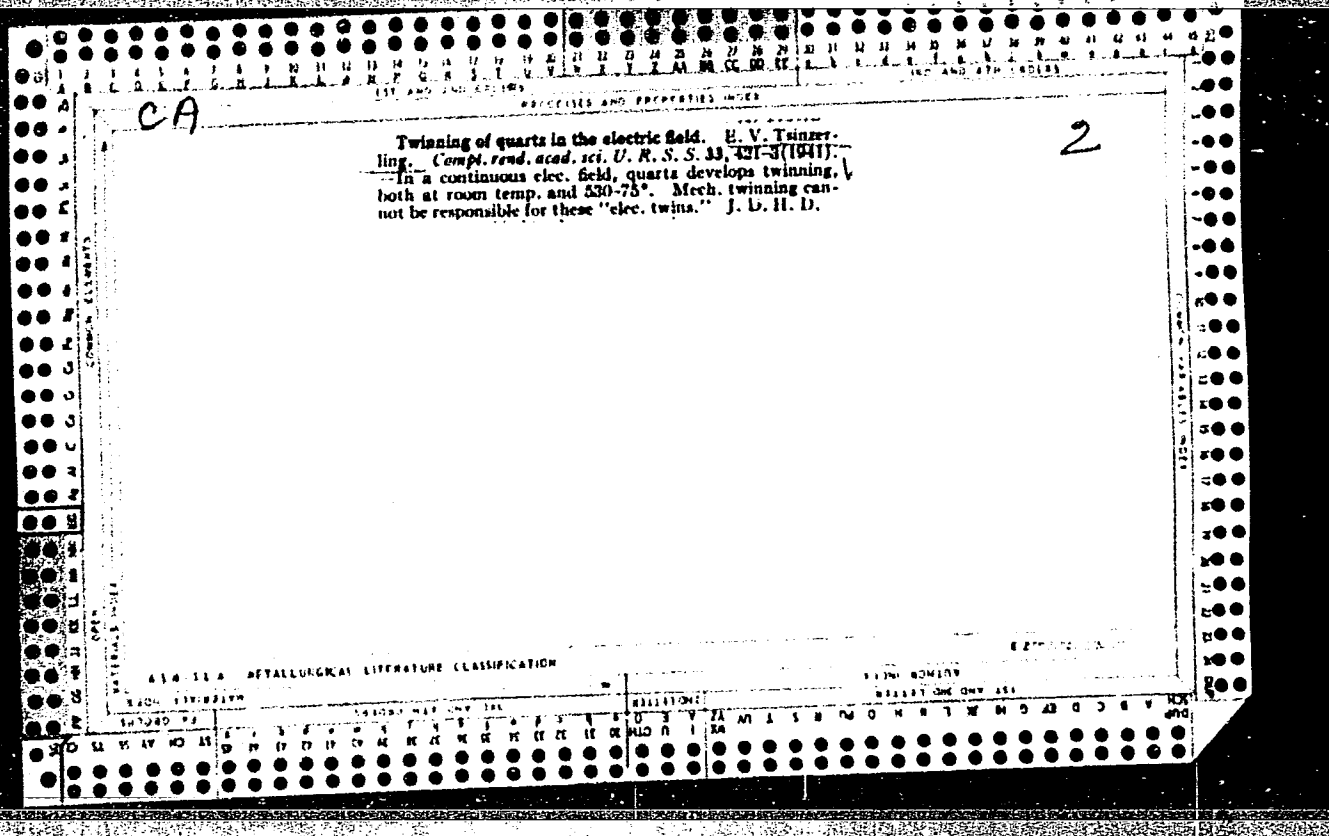
Conversion of a negative  $\alpha$  rhombohedron into a positive one as a result of  $\beta \rightarrow \alpha \rightarrow \beta$  transformation. *K. V. Tolstoy and G. G. Lemmlein. Compl. rend. acad. sci. U. R. S. S. 44, 410-20(1941).*—Any  $\beta$ -quartz (high-temp. form) crystal, on  $\beta \rightarrow \alpha$  transformation, and  $\alpha$ -quartz (low-temp. form) crystals unable to take on color, on  $\alpha \rightarrow \beta \rightarrow \alpha$  transformation, obey Mägge's law—the pos. rhombohedron remains essentially pos. and the neg. rhombohedron is largely transformed into a pos. one. This was consistently observed on plates cut parallel to rhombohedral faces. The method is applicable to the enlargement of monocryst. fields in twinned plates of BT cuts ( $-49^\circ$ ), but not AT cuts ( $+35^\circ$ ) which would be converted into  $\alpha$  unless  $-35^\circ$  plates. (Z. and L. designate the high-temp. form by  $\alpha$  and a  $-49^\circ$  cut by  $+49^\circ$ .)  
J. D. H. Donnay

ASME-ISA METALLURGICAL LITERATURE CLASSIFICATION

GROUPS: 1 2 3 4 5 6 7 8 9 10 11 12 13 14 15 16 17 18 19 20 21 22 23 24 25 26 27 28 29 30 31 32 33 34 35 36 37 38 39 40 41 42 43 44 45 46 47 48 49 50 51 52 53 54 55 56 57 58 59 60 61 62 63 64 65 66 67 68 69 70 71 72 73 74 75 76 77 78 79 80 81 82 83 84 85 86 87 88 89 90 91 92 93 94 95 96 97 98 99 100

LETTERS: A B C D E F G H I J K L M N O P Q R S T U V W X Y Z





1ST AND 2ND ORDERS      PROCESSES AND PROPERTIES INDEX      3RD AND 4TH ORDERS

CA 2

**Cleavage of quartz along the basal plane in an electric field.** B. V. Tolmushin. *J. Tech. Phys. (U. S. S. R.)* 12, 522-5(1942).—Cleavage of quartz parallel to the (0001) plane, to result in a specular cleavage surface, cannot be obtained by mech. means. It was brought about by the action of an elec. field at a high temp. Quartz plates 1.8 mm. thick cut nearly parallel to (1011) were Ag-coated and placed between 2 metal electrodes. At the temp. of 500°, a d. c. potential of 250-500 v. was applied for 10-20 min. After cooling there was found along the edges a series of cracks parallel to the (0001) plane. Etching with HF develops the triangular pyramidal figures characteristic of the (0001) basal, whereas as a result of much more protracted etching (48 hrs.) the plate splits into smaller plates bounded by (0001) planes. Anodic Ag dendrites appearing in the cracks at 500° are explained by the local heat engendered by the breakdown sparks. Plates cut parallel to (1120) or (1010) will also break down along (0001). N. Thon

COMMON ELEMENTS      COMMON VARIABLES INDEX

ASS-5LA METALLURGICAL LITERATURE CLASSIFICATION

REGION NUMBER      STILLBY ONE ONE 151

COMMON      REGION MAP ONE ONE      151

C, t

19

Residual tensions in glass and quartz. B. V. Teinzerling.  
*Zapiski Vsesoyuz. Mineral. Obshchestva (Mém. Soc. Minéral. et  
métall.)* 70, 223-4 (1950).—A rapid heating of glass and  
quartz plates to 300°, or the application of a diamond point  
under load brings about fine cracks which show under  
crossed nicols at distinct spots the characteristic fanlike  
"torches" of anomalous birefringence. The changes ob-  
served in the light-interference "brushes" by rotating the  
microscope stage are described; they often resemble cono-  
scopic interference figures of biaxial crystals, and indicate  
in quartz the trace of (1120) by the symmetry plane of the  
figure. The artificially applied residual tensions in quartz  
are identical with those observed around materially different  
inclusions; it is, however, remarkable that haloes of anom-  
alous birefringence are absent around chlorite crystals, or  
only slightly indicated by faint light borders around the  
crystal edges. Cf. C.A. 43, 976c. W. Bittel

PROCESSES AND PROPERTIES

Investigation of the hardness and fragility of quartz.  
 E. V. Tsinerling. *Doklady Akad. Nauk S.S.S.R.* 60, 1033-5(1948). The differences in the phys. behavior of colorless and naturally or artificially colored quartz crystals are very striking: the formation of twins through the inversions  $\beta \rightarrow \alpha \rightarrow \beta$  is much more difficult in colored parts of the crystals, and the phys. properties are also different. The microhardness tester of Khrushchov (*C.I.* 41, 1187A) and Berkovich is used for the measurement of the mech. resistivity of colored and colorless parts of the same crystals. The diagonal diam. of the impression of the four-faced diamond pointer of this instrument gives a direct measure for the hardnesses at given points on the crystal surface. The data are always lower for colored parts than they are for the colorless ones. This behavior corresponds to Lemlein's results (*Doklady Akad. Nauk S.S.S.R.* 56, No. 8 (1947)) that HF etches the colored crystal parts much easier than the colorless ones, e.g., on (0001) and (1120) of quartz crystals with a pronounced zonal structure or with sector subdivision. The fragility or brittleness of colored parts is also greater than in colorless fields. A measure for this fact is the no. of cracks in the crystal parts, and the rate of their formation under the action of a given load. A marked anisotropy of the fractures is also observed on (0001) and (1120). The fractures are usually parallel to the rhombohedron. The presence of many local defects in the disturbed lattice structure of the colored quartz in comparison with the more regular structure of the colorless or only weakly colored parts explains the observed differences. W. Eitel

8

ASB-SLA METALLURGICAL LITERATURE CLASSIFICATION

MATERIALS INDEX

OPEN ELEMENTS


LIST AND 2ND ORDER

"APPROVED FOR RELEASE: 03/14/2001


CIA-RDP86-00513R001757110011-7

APPROVED FOR RELEASE: 03/14/2001

CIA-RDP86-00513R001757110011-7"



**"APPROVED FOR RELEASE: 03/14/2001      CIA-RDP86-00513R001757110011-7**



**APPROVED FOR RELEASE: 03/14/2001      CIA-RDP86-00513R001757110011-7"**

TSINZERLING, YE. V.

Mbr., Crystallography Institute, Acad. Sci., -1947-

"Twinning of Quartz on Multiple O( B Transformation," Dok. AN, 57, No. 4, 1947



TSINZERLING, Ye. V.

DEFORMATIONS (MECHANICS)

Studying pressure figures on glass in penetrating polarized light. Trudy Inst.krist.  
no. 5, 1949.

Monthly list of Russian Accessions, Library of Congress, December 1952. UNCLASSIFIED.

Morphology of twinings during the  $\beta \rightarrow \alpha$  inversion of quartz. E. V. Tsingerling, *Trudy Inst. Krist. Akad. Nauk S.S.S.R.* 7, 81-101 (1952) — The crystallographic-structural laws that govern the  $\alpha \rightleftharpoons \beta$  inversion of quartz are expressed in the fact that the design of secondary twinings is constantly reiterated as a function of the thermal treatment scheduled for the cryst. material. A systematic control of the twinning process is thus experimentally possible; the twinning always starts from the parts of the crystals that are locally cooled to the lowest temp. Nucleation is followed by the growth of the newly formed twins. If the quartz is heated above the inversion temp. the twinning goes steadily along with cooling down to 490° or even lower. It follows the fields under strain. Detailed designs are given after static expts. with quartz plates heated on a sapphire support under exactly controlled thermal conditions. The practically important formation of cracks during this treatment is investigated in its effect on the twinning, and the aureoles brought about by strains around inclusions are demonstrated.

CH

W. Lutz



SHUBNIKOV, Aleksei Vasil'yevich, deystvitel'nyy chlen; TSinzerling, Ye.V.

Mechanical twinning of quartz ("Certain volumetric defects of crystals."  
D.B. Gogoberidze. Reviewed by A.V. Shubnikov, E.V. TSinzerling.) Zap.  
Vses.min.ob-va 82 no.2:154 '53. (MLRA 6:6)  
(Gogoberidze, D.B.) (Crystallography)