

SZONTAGH, Ferenc; SAS, Mihaly; TRAUB, Alfred

Placental production of gonadotropins in early stages of pregnancy and histochemical changes of the epithelium of the trophoblast under the influence of sex steroids. Kiserl. orvostud. 14 no.3: 306-313 Je '62.

1. Szegedi Orvostudományi Egyetem Szülészeti és Nőgyógyászati Klinikája.  
(GONADTROPINS CHORIONIC metab)  
(EMBRYO pharmacol) (SEX HORMONES pharmacol)

GABOR, Pal, Dr.; TRAUB, Alfred, Dr.

Giant uterine cyst and peduncular torsion of myoma. Orv. hetil. 99  
no.36:1262-1263 7 Sept 58.

1. A Szegedi Orvostudományi Egyetem Szülészeti és Nőgyógyászati  
Klinikájának (igazgató: Batizfalvy János dr. egyet. tanár) közleménye.

(UTERUS NEOPLASMS, case reports

peduncular torsion of leiomyoma causing develop. of  
giant cystic fibromyoma (Hun))

(LEIOMYOMA, case reports

uterus, peduncular torsion of leiomyoma causing develop.  
of giant cystic fibromyoma (Hun))

TRAUB, Alfred, dr.; SZEGVARI, Menyhert, dr.

Metrorrhagia caused by extra-genital diseases. Werlhof's disease and thrombopathy. *Magy.noorv.lap.* 23 no.5:299-303 S '60.

1. A Szegedi Orvostudományi Egyetem Szülészet-Nőgyógyászati Klinikájának közleménye.

(PURPURA THROMBOPENIC compl)

(MENORRHAGIA AND METRORRHAGIA etiol)

TRAUB, Alfred, dr.; PIUKOWICH, Istvan, dr.

Lymph follicles in the cervix uteri. Magy.noorv.lap. 23 no.6:  
382-384 N '60.

1. A Szegedi Orvostudományi Egyetem Szülészeti és Nőgyógyászati  
Klinikájának közleménye.  
(CERVIX UTERI pathol)

**"APPROVED FOR RELEASE: 03/20/2001      CIA-RDP86-00513R001756510010-5**

**APPROVED FOR RELEASE: 03/20/2001      CIA-RDP86-00513R001756510010-5"**

SZONTAGH, Ferenc; TRAUB, Alfred

Recent data on trophoblast histology. Kiserl. orvostud. 14 no.2:  
154-160 Ap '62.

1. Szegedi Orvostudományi Egyetem Szülészeti és Nőgyógyászati Klinikája.

(EMBRYO anat & histol)

TRAUB, Alfred, dr.; KOVACS, Istvan, dr.

Actinomycosis of the female genitalia. Magy. noorv. lap. no.5:308-311  
S '61.

1. A szegedi Orvostudományi Egyetem Szülészeti és Nőgyógyászati Klinikájának közleménye.

(GYNECOLOGY) (ACTINOMYCOSIS case reports)

HORVATH E., KORPASSY, BACHRACH D., KOVACS K., and TRAUB A.

B Dept. of path. Anat., Histol, med. Univ., Szeged. \*Histomorphological signs of hyperfunction in the magnocellular nuclei of the anterior hypothalamus of the magocellular nuclei of the anterior hyporthalamus of the rat ACTA MORPH. ACAD. SCIENT. HUNG. (Budapest) 1954, 4/2 (179-185) Tables 2 Illus. 4

Withholding of water causes in rats a hypertrophy of the ganglion cells of the supraoptic and paraventricular nuclei. This hypertrophy is associated with a decrease or disappearance of the Gomori-positive substances and of the p.a.S. positive sign of increased neurosecretion.

SO: Excerpta Medica Section V, Vol. 7, No. 11



On the Pathology of Duodenal and Gastric Peptic Ulcer in Infancy. (In English)

G. LUSZTIG, A. TRAUE, and H. KORPASSY. Acta morphologica Academiae Scientiarum Hungaricae (Acta morph. Acad. Sci. hung.) 4, 187-199, 1954. 5 figs., 47 refs.

During the 13-year period 1940-52, 23 cases of peptic ulcer of the stomach or duodenum were found in a total of 1,745 necropsies performed at the Medical University, Szeged, Hungary, on infants up to the age of 12 months. The over-all incidence was thus 1.32%, or 1.86% if still-born infants are excluded. The yearly incidence, however, varied considerably, ranging from 0.77 to 14.28%. Only one ulcer was found in a newborn infant. Three separate ulcers were observed in 3 cases, and two in 7. Perforation of the ulcer was found in 5 cases, in 4 of which it had resulted in general peritonitis. Haemorrhage had occurred in at least 10 cases and had been the cause of death in 4. Histologically, the ulcers showed but little granulomatous reaction, and signs of endarteritis and vascular thrombosis were absent. A severe degree of dehydration and wasting was found in about four-fifths of the infants. No association was established between the occurrence of ulcers and of cerebral lesions.

As most of their cases occurred during the autumn months, when the incidence of infantile gastroenteritis is highest, the authors suggest that dehydration may be either the cause of, or at least a contributory factor in, peptic ulceration in infants.

R. Salm

SO: ABSTRACTS OF WORLD MEDICINE, Vol. 16, No. 6

KORPASSY, Bela; MOSONYI, Marta; SZTANOJEVITS, Anna; TRAUB, Alfred

Chronic local irritations and acetylaminofluorene  
carcinogenesis. Kiserletes orvostud. 8 no.2:152-157  
March 56.

1. Szegedi Orvost. Egyetemi Korbontani es Korszovettani  
Intezete.

(FLUORENE, deriv.

N-acetyl-2-fluorenamine, carcinogenic eff. in local  
irritations by tannic acid & surg. in rats. (Hun))

(CARCINOGENS

same)

(NEOPLASMS, exper.

eff. of N-acetyl-2-fluorenamine in local irritations  
by tannic acid & surg. in rats. (Hun))

TRAUB, A.

B. Dept. of path. Anat., Histol., med. Univ., Szeged. \*Histomorphological signs of hyperfunction in the magnocellular nuclei of the anterior hypothalamus of the magnocellular nuclei of the anterior hypothalamus of the rat ACTA MORPH. ACAD. SCIENT. HUNG. (Budapest) 1954, 4/2 (179-k85) Tables 2 Illus. 4

Withholding of water causes in rats a hypertrophy of the ganglion cells of the supraoptic and paraventricular nuclei. This hypertrophy is associated with a decrease or disappearance of the Gomori-positive substances and of the p. a. S. positive substances, with intensive peripheral condensation of the tigroid bodies, and with basophilia of the cytoplasm. All these changes are considered as a morphological sign of increased neurosecretion.

SO: Excerpta Medica Section V, Vol. 7, No. 11

LUSZTIG G., TRAUB A. AND KORPASSY B.

Dept. of path. Anat., Histol., med. Univ., Szeged. \*On the pathology of duodenal and gastric peptic ulcer in infancy ACTA MORS. ACAD. SCIENT. HUNG. (Budapest) 1954, 4/2 (187-199)  
Tables 5 Ullus. 5

In the autopsy material of thirteen consecutive years, acute gastric or duodenal peptic ulcer occurred in 23 out of 1745 newborns and infants below one year of age; out of 485 newborns in one (0.2%), and out of 747 infants in 22 (2.9%). Acute gastroduodenal peptic ulcer was most frequent on the second and fourth quarters of the first year of life. In these periods of life, there was, however, no difference between the two sexes. Acute peptic ulcer occurred mostly solitary in the upper part of the duodenum but multiple ulcers in duodenum and stomach were not infrequent. The incidence of ulcer within any one year of the last 3 years 1950-1952 was higher than during the previous 10 years altogether. Most cases occurred in the autumn months. Perforation was observed in 5 cases, hemorrhage in 10. The basic disease involved the respiratory tract in 11 cases, the digestive system in 5 cases. In 3 cases the ulcer was associated with Leiner's erythrodermia. Marasmus (a weight deficiency of over 30 per cent) was observed in more than half of the ulcer cases. Ulcer was not more frequent among infants with cerebral lesions than among infants without such a lesion. No appreciable differences were found in the weight and histological structure of the endocrine glands between ulcerous and non-ulcerous infants. Human pathological and experimental data referring to the aetiology and pathogenesis are discussed. On the basis of the frequent occurrence of the condition observed in the autumn months of some years it is suggested that marasmus following E. coli dyspepsia or gastroenteritis of unknown origin may cause or promote the formation of ulcer.  
Jarvi - Turku

SO: Excerpta Medica; Section V Vol 7 No. 12

KORPASSY B., LUSZTIG G., and TRAUB A.

Dept. of path. Anat., Histol., med. univ., Szeged. \*On the pathology of duodenal and gastric peptic ulcer in infancy ACTA MOPPH. ACAD. SCIENT. HUNG. (Budapest) 1954, 4/2 (187-199)  
Tables 5 Illus. 5

In the autopsy material of thirteen consecutive years, acute gastric or duodenal peptic ulcer occurred in 23 out of 1745 new borns and infants below one year of age; out of 485 newborns in one (0.2%), and out of 747 infants in 22 (2.9%). Acute gastroduodenal peptic ulcer was most frequent in the second and fourth quarters of the first year of life. In these periods the condition was more frequent among girls. Relating the cases to the whole first year of life, there was, however, no difference between the two sexes. Acute peptic ulcer occurred mostly solitary in the upper part of the duodenum but multiple ulcers in duodenum and stomach were not infrequent. The incidence of ulcer within any one year of the last 3 years 1950-1952 was higher than during the previous 10 years altogether. Most cases occurred in the autumn months. Perforation was observed in 5 cases, haemorrhage in 10. The basic disease involved the respiratory tract in 11 cases, the digestive system in 5 cases. In 3 cases the ulcer was associated with Leiner's erythrodermia. Marasmus (a weight deficiency of over 30 per cent was observed in more than half of the ulcer cases. Ulcer was not more frequent among infants with cerebral lesions than among infants without such a lesion. No appreciable differences were found in the weight and histological structure of the endocrine glands between ulcerous and non-ulcerous infants. Human-pathological and experimental data referring to the aetiology and pathogenesis are discussed. On the basis of the frequent occurrence of the condition observed in the autumn months of some years it is suggested that marasmus following E. coli dyspepsia or gastroenteritis of unknown origin may cause or promote the formation of ulcers.

Järvi - Turku

SO: Excerpta Medica; Section V Vol. 7 No. 12

TRAUD A., HORVATH E., KORDASSY BACHRACH D., and KOVACS K.

B Dent. of path. Anat., Histol, med. Univ., Szeged. "Histomorphological signs of hyperfunction in the magnocellular nuclei of the anterior hypothalamus of the magnocellular nuclei of the anterior hypothalamus of the rat ACTA MATH. ACAD. SCIENT. HUNG. (Budapest) 1954, 4/2 (179-185) Tables 2 Illus. 4

Withholding of water causes in rats a hypertrophy of the ganglion cells of the supraoptic and paraventricular nuclei. This hypertrophy is associated with a decrease or disappearance of the Gomori-positive substances and of the p.a.S. positive substances, with intensive peripheral condensation of the tigroid bodies, and with sign of increased neurosecretion.

SO: Excerpta Medica Section V, Vol. 7, No. 11

1801. Prevention by penicillin in animals of bismuth dark border  
line and stomatitis. L. Forró, A. Fraub, and L. Szadeczký *Dermato-  
logica*. Basel: 1955. 111: 150-156. ~~See also: 1800 and 1802~~  
Hungary. In cats with a silk thread passed through the gingiva  
Bt injections produced a Bt gingival border and stomatitis after  
5-6 days. When penicillin was given at the same time the Bt  
border appeared much later and the stomatitis not at all. W. R. Bell

3

*Med.*

KORPASSY, B.; MOSONYI, M.; SZTANOJEVITS, A.; TRAUB, A.

Chronic local irritation and acetylaminofluorene carcinogenesis.  
Cesk. onkol. 2 no.4:308-316 1955.

1. Dept. of Pathological Anatomy and Histology of the Medical  
University, Szeged, Hungary. Prof. MUDr. Korpassy Bela a  
spoluprac., Szeged, Kossuth Lajos, Sugarut 40.

(FLUORENE, derivatives,

2-acetylaminofluorene, eff. on stomach, eff. of  
local irritation with tannic acid on carcinogenic  
response.)

(STOMACH, neoplasms,

exper. carcinogenesis with 2-acetylaminofluorene, eff.  
of local irritation with tannic acid.)

(NEOPLASMS, experimental,

stomach, carcinogenesis with 2-acetylaminofluorene, eff.  
of local irritation with tannic acid.)

(TANNIN,

tannic acid, eff. of local irritation of stomach on  
exper. carcinogenes with 2-acetylaminofluorene.)



FORRO, Laszlo, dr.; TRAUB, Alfred, dr.; SZADECZKY, Laszlo, dr.

Prevention of the formation of a bismuth film, and of subsequent stomatitis, by means of penicillin in animal experiments. *Borgyogy. vener. szemle* 9 no.6:221-224 Nov 55.

1. A Szegedi Orvostudományi Egyetemi Bor- és Nemibeteg Klinika (Igazgató: Ravnay, Tamas, dr. egyetemi tanár) és Kórháztani és Kórszövettani Intézet. (igazgató: Korpássy, Bela, dr. egyetemi tanár) közleménye.

(STOMATITIS, experimental

caused by bismuth film in cats, prev. eff. of penicillin)

(BISMUTH, toxicity

stomatitis, in cats, prev. eff. of penicillin)

(PENICILLIN, effects

on exper. bismuth stomatitis in cats, prev. eff.)

TRAUB, A.

BACHRACH, D.; KOVACS, K.; HORVATH, E.; TRAUB, A.; KOPASSY, B.

No translation. Acta morph. hung. 4 no.2:179-185 1954.

1. Department of Pathological Anatomy and Histology of the  
Medical University in Szeged (Director: Prof. J.Balo)

(HYPOTHALAMUS

ganglion cell hypertrophy in supraoptic & paraventricular  
nuclei in thirsting rats)

(THIRST, eff.

on ganglion cell hypertrophy in supraoptic & paraventricular  
nuclei in rats)

TRAUB, ALFRED

BACHRACH, Denes; KOVACS, Kalman; TRAUB, Alfred; HORVATH, Eva; KORPASSY,  
Bela

Signs of hyperfunction of the anterior giant cell nuclei of the  
hypothalamus in rats. Kiserletes orvostud. 6 no.3:209-213 May 54.

(THIRST, effects,

hypothalamic hyperfunct., anterior giant cell nuclei in)

(HYPOTHALAMUS, physiology,

eff. of thirst, hyperfunct., anterior giant cell nuclei in)

LUSZTIG, G.; TRAUB, A.; KORPASSY, B.

No translation. Acta morph. hung. 4 no.2:187-199 1954.

1. Department of Pathological Anatomy and Histology of the Medical  
University in Szeged (Director: Prof. J.Balo)  
(PEPTIC ULCER, in inf. & child  
pathol.)

SZONTAGH, Ferenc, Dr, SAS, Mihaly, Dr, ~~TRAUB, Alfred~~, Dr, KOVACS, Laszlo, Dr, BARDOCZY, Arpad, Dr, SZEREDAY, Zoltan, Dr; Medical University of Szeged, Obstetrical and Gynecological Clinic (Szegedi Orvostudományi Egyetem, Szülészeti és Nőgyógyászati Klinika).

"The Effect of Various Norsteroids on the Hormone Excretion and on the Histomorphology of the Trophoblast During Pregnancy."

Budapest, Orvosi Hetilap, Vol 104, No 28, 14 July 1963, pages 1302-1303.

Abstract: [Authors' Hungarian summary modified] The effect of methylestrenolone (Orgasteron), allyloestrenol (Gestanon), lynestrenol (Orgametril) and norandrostrenolone propionate (Durabolin) has been tested on the hormonal excretion of 39 patients in early pregnancy, and the histochemical changes in the trophoblast were examined after the interruption of the pregnancy. All four norsteroids increased the hormone excretion of the placenta but the intensity and quality of their effect varied greatly. HCG excretion was greatly increased by Orgasteron, pregnandiol and estriol excretion was increased by Gestanon. A moderate decrease in the 17 ketosteroid and 17 hydroxy-ketosteroid excretion was caused by all four compounds tested, with Durabolin having the smallest effect. With the exception of the Durabolin treatment, the histochemical examination of the trophoblast showed such signs of hyperactivity, which explain the increase of hormone excretion and production in every instance. 7 Hungarian, 18 Western references.

1/1

- 13 -

SAS, Mihaly, dr.; TRAUB, Alfred, dr.; SZEREDAY, Zoltan, dr.

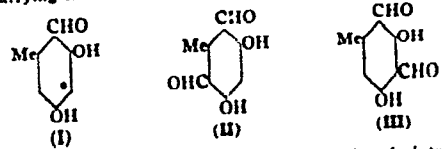
Experiences with allylestrenol based on clinical use. Orv. hetil. 104  
no.11:501-504 17 Mr '63.

1. Szegedi Orvostudományi Egyetem, Szülészeti és Nőgyógyászati  
Klinika.

(PROGESTERONE) (ABORTION, HABITUAL) (MENORRHAGIA)  
(ABORTION, THREATENED) (FSH) (BODY TEMPERATURE)  
(UTERINE HEMORRHAGE)

**CA**  
 Dicarboxyl derivatives of phenols. II. W. Gruber and P. Traub (Univ. Wien). *Monatsh.* 77, 414-30(1947); cf. *C.A.* 36, 6152<sup>a</sup>.—It was shown in the earlier paper that phloroglucinol and its homologs give di- as well as monoaldehydes by the Gattermann reaction, whereas resorcinol and orcinol do not give a trace of dialdehyde. Shah and Shah (*C.A.* 32, 7433<sup>b</sup>), however, had found that by using anhyd.  $AlCl_3$  in ether instead of  $ZnCl_2$  the CHO group can be introduced into various HO ketones such as  $\beta$ - and  $\gamma$ -resacetophenone, oracetophenone, etc.; they assumed that the  $AlCl_3$  catalyzes the formation of a second-ary-valence ring between the phenolic HO and an  $\alpha$ -CO or CO<sub>2</sub>R group or that it itself participates in some form in this so-called chelate-ring formation. According to Baker (*C.A.* 29, 754<sup>c</sup>) this brings about such a distribution of electrons that the ring C atom adjacent to that carrying the HO group is activated and that it is at this point that the CHO group is introduced. If such chelation is not possible, as in the case of 4,2-HO(MeO)<sub>2</sub>C<sub>6</sub>H<sub>3</sub>Ac, the reaction does not take place. Naturally, the possibility of such ring formation is not in itself a sufficient condition for the occurrence of the reaction. G. and T. were unable under these conditions to introduce a C-Ac by means of MeCN into 2,4-(HO)<sub>2</sub>C<sub>6</sub>H<sub>3</sub>R (R = CHO, Ac, CO<sub>2</sub>Me), 2,6-(HO)<sub>2</sub>C<sub>6</sub>H<sub>3</sub>Ac, or 6,2,4-Me(HO)<sub>2</sub>C<sub>6</sub>H<sub>3</sub>R (R = CHO, Ac), whereas the corresponding phloroglucinol derivs. gave the desired compds., although in poor yields. With the more reactive  $ClCH_2CN$ , likewise, reaction occurred only with those compds. which reacted with MeCN. In general, the modified Gattermann or Hoesch reaction was carried out by treating 1 mol. of the compd. with 2

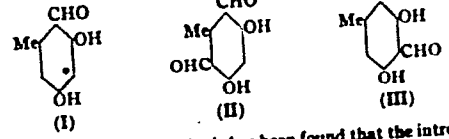
72  
 mols.  $AlCl_3$  in abs. ether and  $Zn(CN)_2$  or the nitrile (1.5 mols.) and satg., while cooling with ice or water, with  $HCl$  gas; homogenization occurred and, when the reaction was pos., crystals began to sep. toward the end of the satn. and rapidly increased in quantity; after 12 hrs. the ether was decanted and the crystals were washed with abs. ether, dried at 50-80° in the vacuum of a water pump, and hydrolyzed on the decompd. by gradual addn. of water, and hydrolyzed on the water bath. Addn. of a little dil.  $HCl$  before the heating, to prevent hydrolysis of the  $AlCl_3$ , is advisable. The dicarbonyl compd. crystd. on cooling and was purified by crystn. or distn. in a high vacuum; 2,4-(HO)<sub>2</sub>C<sub>6</sub>H<sub>3</sub>CHO with  $Zn(CN)_2$  and  $AlCl_3$  gave 10% 2,4,1,3-(HO)<sub>2</sub>C<sub>6</sub>H<sub>3</sub>(CHO)<sub>2</sub>, m. 127° [bis(phenylhydrazone), m. 230°]. I yielded 11% of a dialdehyde (II or III), m. 117°, volatile with steam and giving with  $FeCl_3$  a brown-red color, agreeing in these properties with the compd. described in Bellstein (Tiemann and Helkenberg, *Ber.* 12, 1003(1879)) as  $\alpha$ -orcinolaldehyde; on Clemmensen reduction it yielded the corresponding trimethylresorcinol, needles, m. 145-7° (air after crystn. from petr. ether and distn. at 140-6° (air bath) under 0.005 mm. Preference is given to the structure III, since there has thus far been found no exception to the rule that it is the C atom (marked\*) next to that carrying the  $\alpha$ -HO group that is activated. In all expts.



in the phloroglucinol series it has been found that the introduction of a CHO group into the acetophenone with  $Zn(CN)_2$  gives better yields than introduction of the Ac group with MeCN into the aldehyde, probably because of the greater reactivity of  $HCN$  as compared with MeCN.

$(HO)_2C_6H_3Ac$  and  $(HO)_2C_6H_3CHO$  yield resp. 32 and 4% 3-formylphloracetophenone, m. 173-4° after crystn. is alternately from MeOH-H<sub>2</sub>O (1:1) and 20% AcOH, reduced by the Clemmensen method to 2,4,1,3,5-EtMe- $C_6H_3(OH)_2$ , m. 128-30°. With MeCN and AlCl<sub>3</sub>,  $(HO)_2C_6H_3Ac$  gives 14% 2,4-diacetylphloroglucinol, pale yellow needles from dil. MeOH, m. 167-9°, gives a red-brown needles from dil. MeOH, m. 110-12°. With CICH<sub>2</sub>CN instead of MeCN, 5 g.  $(HO)_2C_6H_3Ac$  gave 5.33 g. of a mixt., m. 192-6°, of 5- and 7-*acetyl-4,6-dihydroxyacetophenones*, sepd. by fractional crystn. from hot water into 0.53 g. of the more easily sol. isomer, m. 206-8° (decompn., evacuated tube), and 0.16 g. of the isomer m. 231-4°. Both gave a dark red-brown FeCl<sub>3</sub> reaction and greatly depressed each other's m.p.; the middle fraction (4.64 g., m. 192-8°) could not be further fractionated. 2,4,6-HO(MeO)<sub>2</sub>C<sub>6</sub>H<sub>3</sub>CHO with Zn(CN)<sub>2</sub> and AlCl<sub>3</sub> yielded 21% of the dialdehyde 2,4,6,1,3-HO(MeO)<sub>2</sub>C<sub>6</sub>H<sub>3</sub>(CHO)<sub>2</sub>, m. 245-7° (decompn.), gives a red-brown FeCl<sub>3</sub> reaction and is reduced to 2,6,3,5-Me<sub>2</sub>(MeO)<sub>2</sub>C<sub>6</sub>H<sub>3</sub>OH (IV), m. 107-9°. From 2,4,6-HO-(MeO)<sub>2</sub>C<sub>6</sub>H<sub>3</sub>Ac is obtained 84% of the 3-formyl deriv. (V), needles from MeOH, m. 168-70°, reduced to 2-ethyl-3,5-dimethoxy-6-methylphenol, m. 54-6° (from benzene), identical with a product obtained by Clemmensen reduction of 6-hydroxy-2,4-dimethoxy-5-methylacetophenone, m. 141-3° (from dil. MeOH), which was synthesized in 37% yield from 2,4,6-(HO)<sub>2</sub>C<sub>6</sub>H<sub>3</sub>Ac and MeI boiled 4 hrs. with freshly calcined K<sub>2</sub>CO<sub>3</sub> in acetone. V was also obtained, but in only 2.9% yield, from HO(MeO)<sub>2</sub>C<sub>6</sub>H<sub>3</sub>CHO with MeCN and AlCl<sub>3</sub>. 2,6-Diacetyl-3,5-dimethoxyphenol, from Ac(MeO)<sub>2</sub>C<sub>6</sub>H<sub>3</sub>OH, MeCN, and AlCl<sub>3</sub>, m. 127°, reduced to the 2,6-di-Et analog (VI), m. 49-60°. 2,4,5-Et(MeO)<sub>2</sub>C<sub>6</sub>H<sub>3</sub>OH (8.4 g.) with 3.5 cc. MeCN and 4 g. ZnCl<sub>2</sub> gave 6.4 g. of a ketone mixt. sepd. into 5.7 g. ether-sol. 3-ethyl-2-hydroxy-4,6-dimethoxyacetophenone (VII), m. 66-8° (from dil. MeOH), gives with FeCl<sub>3</sub> the red color characteristic for o-HO ketones, and 0.7 g. of 3-ethyl-4-hydroxy-2,6-dimethoxyacetophenone

moles. AlCl<sub>3</sub> in abs. ether and Zn(CN)<sub>2</sub> or the nitrile (1.5 mols.) and satg. while cooling with ice or water, with HCl gas; homogenization occurred and, when the reaction was pos., crystals increased in quantity; after 12 hrs. the satn. and rapidly increased and the crystals were washed with the ether was decanted and the crystals were washed with abs. ether, dried at 50-60° in the vacuum of a water pump. The decompd. by gradual addn. of water, and hydrolyzed on the water bath. Addn. of a little dil. HCl before the heating, to prevent hydrolysis of the AlCl<sub>3</sub>, is advisable. The ing. and distn. in a high vacuum. 2,4-(HO)<sub>2</sub>C<sub>6</sub>H<sub>3</sub>CHO with Zn(CN)<sub>2</sub> and AlCl<sub>3</sub> gave 10% 2,4,1,3-(HO)<sub>2</sub>C<sub>6</sub>H<sub>3</sub>(CHO)<sub>2</sub>, m. 127° [bis(phenylhydrazone), m. 230°]. I yielded 11% of a dialdehyde (II or III), m. 117°, volatile with steam and giving with FeCl<sub>3</sub> a brown-red color, agreeing in these properties with the compd. described in Beilstein (Tiemann and Helkenberg, Ber. 12, 1001(1879)) as α-ocinolaldehyde; on Clemmensen reduction it yielded α-ocinolaldehyde; on Clemmensen reduction it yielded the corresponding trimethylacetophenone, needles, m. 145-7° after crystn. from petr. ether and distn. at 140-6° (air bath) under 0.005 mm. Preference is given to the structure III, since there has thus far been found no exception to the rule that it is the C atom (marked\*) next to that carrying the o-HO group that is activated. In all expts.



- In the phloroglucinol series it has been found that the introduction of a CHO group into the acetophenone with Zn(CN)<sub>2</sub> gives better yields than introduction of the Ac group with MeCN into the aldehyde, probably because of the greater reactivity of HCN as compared with MeCN.  $(HO)_2C_6H_3Ac$  and  $(HO)_2C_6H_3CHO$  yield resp. 32 and 4% 3-formylphloracetophenone, m. 173-4° after crystn.

Place on sapon. of the ketimine, yielding 88% di-Et 4,6-dihydroxyacetophenone-5,7-diacetylphenol, light brown cryst. meal from MeOH, m. 183-5° (decompn., in vacuo). C. A. R.



28

*CO*

**Two-effect pressure evaporation with juice vapor compression. S. TRAJN. New  
 hovi Zapiski Tsvetkov Prom. 10, 75-85(1930); Sugar Abstracts in Facts About Sugar  
 26, 131.—T. gives calens. tending to show that a 2-effect pressure evapn. station with  
 compression of the vapor of the 1st effect (heat pump) for use in the 2nd effect will  
 result in greater heat economy than a 3-effect pressure evapg. plant without heat pump  
 G. O. G.**

GENERAL INDEX

ASME S.L.A. METALLURGICAL LITERATURE CLASSIFICATION

1st and 2nd orders

PROCESSES AND PROPERTIES INDEX

VAGIN, V.V.; TRAUBE, B.M.

Control of the bed charge height in cupola furnaces. Lit. proizv.  
no.10:37 0 '63. (MIRA 16:12)

L 26413-66 EWA(h)/EWT(1)

ACC NR: AM5019284

Monograph

UR/ 48

B+1

Kostinskiy, Aleksandr Davydovich (Engineer); Marchenko, Ivan Semenovich (Engineer); Traube, Leon Vladimirovich (Engineer)

Picture tubes design, production technology, and methods of testing (Kineskopy; konstruktsiya, tekhnologiya i metody ispytaniy) Kiev, Izd-vo "Tekhnika," 1965.  
279 p. illus., biblio. 4000 copies printed.

TOPIC TAGS: image tube, test method, vacuum technology

PURPOSE AND COVERAGE: This book is intended for technical personnel concerned with the manufacture, testing, and reconditioning of picture tubes, as well as for University and trade school students taking courses in this field. The book presents the fundamentals of the designing, mass production technology, and methods of control of picture tubes. The most efficient mechanized and automated equipment used in present day production are described.

TABLE OF CONTENTS [abridged] :

Foreword -- 5

Ch. I. Manufacturing of picture tube coverings -- 7

Ch. II. Physicochemical treatment of coverings -- 58

Card 1/2

UDC: 621.385.832

L 26413-66

ACC NR: AM5019284

- Ch. III. Production of electrooptical systems -- 81
- Ch. IV. Picture tube assembly and vacuum treatment -- 158
- Ch. V. Picture tube quality control -- 191
- Ch. VI. Picture-tube reconditioning -- 257

Bibliography -- 277

SUB CODE: 09,17/ SUBM DATE: 03Mar65/ ORIG REF: 022/ OTH REF: 004

Card 2/2 CV

*TRAUBE P.B.*

TRAUBE, P. B.

Opticheskie pribory zenitnoi artillerii; osnovaniia ustroistva.  
Moskva, Voen. izd-vo, 1949.

Microfilm copy made in 1952 by L. C. Negative.

Collation of the original: 275 p., illus.

Title tr.: Optical instruments in anti-aircraft artillery; construction fundamentals.

Microfilm T-2  
(Slavic doom)

SO: Aeronautical Sciences and Aviation in the Soviet Union, Library of Congress, 1955.

CLASS: none

AUTHORS: <sup>2</sup> Zubov, L. V.; Zubov, G. G.; Lebedev, S. N.; Khin, L. S.

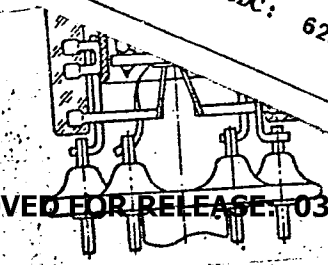
SOURCE CODE: UR/0413/66/000/004/0048/0048

TITLE: An electron gun.  
(L'vovskiy elektrolampovyy zavod)]

SOURCE: Izobreteniya, promyshlennyye obraztsy, tovarnyye znaki, no. 4, 1966, 48  
TOPIC TAGS: electron gun, vacuum tube

ABSTRACT: This Author's Certificate introduces: 1. An electron gun with a bipotential focusing lens. The gun consists of a cathode assembly and modulator with accelerating, focusing and anode electrodes in the form of cylinders with the same diameter. The overall dimensions are reduced and in the design and construction are simplified to permit automation in assembly by using a ratio of 1:1:1:1 for the dimensions of the cylinders which form the modulator and the accelerating, focusing and anode electrodes. 2. A modification of this electron gun made in which the modulators and the axial direction, accelerating and anode electrodes are made in the form of rings, and the focusing, accelerating and anode electrodes are fastened in the modulator and accelerating rings.

UDC: 621.3.032.269.1



APPROVED FOR RELEASE: 03/20/2001

CIA-RDP86-00513R001756510010-5"

SUB CODE: 09/

SUBM DATE: 24Dec63/

ORIG REF:

2 H REF: 000

Card 2/2 dca

KOSTINSKIY, Aleksandr Davydovich, inzh.; MARCHENKO, Ivan Semenovich,  
inzh.; TRAUZE, Leon Vladimirovich, inzh.; KONSTANTINOVSKIY,  
A.G., inzh., retsenzent

[Kinescopes; design, technology and testing methods] Kine-  
skopy; konstruksia, tekhnologiya i metody ispytani. Kiev,  
Tekhnika, 1965. 279 p. (MIRA 18:6)

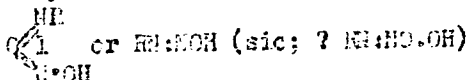
TRAUBE, W.

~~TRAUBE, W.~~Isonitramines.

Ber., V. 27, 1894, pp. 3291-3293

Journal of Chemical Society, V. 68, 1895, p. 124

Sodiummethylmedi-isonitramine has been obtained by MacDonald and Masson by the action of nitric oxide on an alcoholic solution of sodium ethoxide, whilst the author has always prepared it by adding acetone to this mixture. The constitution of the isonitramine group is probably represented by formula:



since methylmedi-isonitramine, when reduced by sodium amalgam, yields hydrazine and ammonia, whilst with acid reducing agents it is converted into methylamine. The formula proposed by MacDonald and Masson,  $\text{CH}_3(\text{N}(\text{NO})\text{OH})_2$  is rendered improbable by the fact that the nitrosohydroxylamine derivatives, described by Wohl and Bamberger have properties which differ entirely from those of the isonitramines. When the salts of methylmedi-isonitramine are heated with hydrochloric acid, nitrous oxide and nitrous acid are evolved, whilst formaldehyde and hydroxylamine are also formed, together with a little hydrocyanic acid. It is probable that formoxime is first produced, and this is confirmed by the fact that when the di-isonitramine of benzylic cyanide is treated in the same way, the isonitroso-compound can be isolated. The iso-nitramines corresponding with diethyl ketone, dipropyl ketone, decylbenzoin, the substituted ethylic acetoacetates, ethylic malonate, and its substituted derivatives, phenylacetic acid, the nitroparaffins, and the 1:3-diketones have all been prepared.



TRAUBE, W.

Traube, W.Isonitramines.

Ber., v. 27, pp. 1507-1510, 1894

J. Chem. Soc., v. 66, p. 400, 1894

When dry nitric oxide is passed into a 10% alcoholic solution of ethylic sodacetate, the gas is absorbed, and a sodium salt is precipitated. This salt separates from aqueous solution on the addition of alcohol and ether in white, lustrous plates, of the composition  $C_6H_5N_2O_5Na_2 \cdot H_2O$ . It is very readily soluble in water, yielding an alkaline solution. Silver nitrate produces a white precipitate, which decomposes with evolution of gas and separation of silver when the liquid is heated. The sodium salt decomposes with a gentle explosion when it is heated. Dilute acids decompose the salt slowly in the cold, violently when heated. Dilute acids decompose the salt slowly in the cold, violently when heated, a mixture of nitrogen and nitrous oxide being evolved. This salt probably belongs to the same class of substances as the salts of dinitrosulphonic acid,  $H_2N_2SO_5$ , and of the dinitroallylic acids, such as  $H_2N_2O_2H$ . It has the composition of a nitramine, and may, therefore, be provisionally termed an isonitramine.

VASILEVSKIY, M.N., kand.tekhn.nauk; TRAUBE, Ye.S., inzh.; LEVCHENKO, Yu.T.  
inzh.; KRAVTSOV, S.I., inzh.

Automation of skip hoists by means of mechanical brakes with  
hydraulic drive. Ugol'.prom. no.4:51-55 J1-Ag '62. (MIRA 15:8)

1. Giproniselektroshakht.

(Mine hoisting)

(Automatic control)

VASILEV, KIV, Mark Nikolayevich; TRAUBE, Yevgeniy Semenovich; MIRSKAYA, V.V.,  
red. izd-va; MINSKER, L.I., tekhn. red.; BOLDYREVA, Z.A., tekhn.  
red.

[Remote and automatic control of the brakes of mine hoists] Distan-  
tsionnoe i avtomaticheskoe upravlenie tormozom shakhtnykh podzemnykh  
mashin. Moskva, Gos. nauchno-tekhn. izd-vo lit-ry po gornomu delu,  
1961. 57 p. (MIRA 14:11)

(Hoisting machinery--Brakes) (Remote control)  
(Automatic control)

SOLOVEYCHIK, L.M.; GENIN, L.S.; KRUPYANSKIY, F.Yu.; RAZGOVOROV,  
A.V.; TRAUBENBERG, I.A.; RUBINA, P.M., otv. red.; KUZ'MINA,  
R.A., red.

[Principles of the methodology of planning future needs  
in general usage service] Osnovy metodologii perspektivnogo  
planirovaniia potrebnosti v sviazi obshchego pol'zovaniia;  
informatsionnyi sbornik. Moskva, Sviaz', 1964. 77 p.  
(MIRA 17:12)

1  
TRAUBENBERG, I. A.

"Technical and Economic Analysis of Various Methods of Constructing Suburban Telephone Communications." Cand Tech Sci, Moscow Electrotechnical Inst of Communications, Min Communication USSR, Moscow, 1954. (KL, No 7, Feb 55)

SO: Sum. No. 631, 26 Aug 55-Survey of Scientific and Technical Dissertations Defended at USSR Higher Educational Institutions (14)

1ST AND 2ND COPIES      3RD AND 4TH COPIES

PROCESSES AND PROPERTIES INDEX

SA A-53

1899. New Studies of Canal Rays. H. R. v. Traubenberg.  
 Phys. Zells, 30, pp. 760-767; Diss., 767-788, Nov. 1, 1929. Paper read  
 before the Deut. Physikeritag., Prague, Sept., 1929.  
 A review of recent work on canal rays. E. J. W.

ASS. S.L.A. METALLURGICAL LITERATURE CLASSIFICATION

GROUPS      RELATIONS      SPECIAL ONE ONLY LIST

GROUPS      RELATIONS      SPECIAL ONE ONLY LIST

TRAUBE, J.

#22

*Jacoby*  
Traube, J., and Jacoby, D.

The Reduction of Gold Chloride in the Presence of Lyophilic Colloids.

*anorg. allgem. Chem.*, Vol. 170, 1928, pp. 85-98

*Chem. Abst.*, Vol. 22:2502

AuCl<sub>3</sub> was reduced in aq. soln. with a number of reducing agents in the presence of many lyophilic colloids. Nearly all the colloids had a marked peptizing influence in concd. soln. Usually the peptizing effect increased with the protective power of the colloids. The degree of dispersion of the Au was greatest in the most concd. solns. of colloid. In some cases coarse dispersity and pptn. were found at intermediate concns. of colloid. Often when the soln. contg. no colloid yielded stable Au sol small amts. of lyophilic sol caused pptn. In other cases when the colloid-free soln. gave a ppt. of Au, small amts. of lyophilic colloid exerted protective action. F. L. Browne

Synthesis of Nitrogenous Compounds by means of Nitric Oxide.

Annalen, 1898, 300, 81-128

J. Chem. Soc, V. 74, p. 349

In several papers recently published, the author has shown that, under suitable conditions, nitric oxide unites with a large number of organic compounds. The power of combination with nitric oxide is exhibited by all those compounds which yield isonitroso-derivatives under the influence of nitrous acid, namely, ethylic acetoacetate, ethylic malonate, and its alkylic derivatives, ethylic acetylucinate, nitroparaffins, ketones having a methenyl, methylenic, or methyl group adjacent to the carbonyl radicle, diketones, ethylic phenylacetate, benzylic cyanide, resorcinol, phloroglucinol, ethylic succinylsuccinate, methone, carovene, and similar compounds. Combination of these substances with nitric oxide, however, occurs only in presence of alkalis. The nitric oxide reaction, as the author refers to this method of synthesis, involves the replacement of hydrogen by the group  $N_2O_2H$ . In order to distinguish the compounds obtained by this means from the nitramines of Franchimont, they are called isonitramines (compare Hantzsch, this vol., 1, 247). They are identical with the product of the action of nitrous acid on substituted hydroxylamines, and are also obtained by the hydrolysis of von Baeyer's bisnitrosyl compounds with hydrochloric or sulphuric acid.



TRAUBE, Ye.S., inzh.; KHATULEV, Ye.A., inzh.

Use of powerful mining machinery motors in mine section  
electric systems. Ugol' Ukr. 3 no.3:17-20 Apr '59.  
(MIRA 12:5)

(Mining machinery--Electric driving)  
(Electricity in mining)

TRAUBE, Ye.S.

Performance characteristics of hoists with use of shaker  
platforms. Ugol'Ukr. 3 no.12:16-19 D '59.  
(MIRA 13:4)

(Mine hoisting)

TRAUBE, Ye.S., inzh.

Selecting electric current converters for mine hoists with  
asynchronous electric drive. Ugol' Ukr. 4 no.8:31-32 Ag '60.

(MIRA 13:9)

(Electric current converters) (Mine hoisting)

FEDOROV, M.M., gornyy inzh.; VASILEVSKIY, M.N., kand.tekhn.nauk; TRAUBE,  
Ye.S., inzh.

Automatic control of hoisting machines with asynchronous drive.  
Ger. zhur. no.12:38-43 D '60. (MIRA 13:12)

1. Giproniselektroshakht, Stalino (for Vasilevskiy, Traube).  
(Hoisting machinery--Electric drives)  
(Automatic control)

VASILEVSKIY, M.N., kand. tekhn. nauk; TRAUBE, Ye.S., kand. tekhn.nauk;  
RUTBERG, L.N., inzh.; STOROZHEV, I.F., inzh.

New system of semiautomatic control of mine hoisting. Shakht.  
stroi. 8 no.10:4-7 O '64. (MIRA 17:12)

1. Institut Giproniselektroshakht.

TRAUBE, Ye.S., inzh.

Determination of the limiting moments of the asynchronous  
motors of cutter-loaders in mine networks. Elektrichestvo  
no.10:19-23 0 '61. (MIRA 14:10)

1. Giproniselektroshakht.  
(Electricity in mining)  
(Coal mining machinery--Electric driving)

VASILEVSKIY, M.N., kand.tekhn.nauk; TRAUBE, Ye.S., inzh.; KRAVTSOV, V.A.,  
inzh.

Effect of the conveying type, engine and network parameters on  
the rated operating efficiency of the cutter-loader. Ugol' Ukr.  
5 no.12:27-28 D '61. (MIRA 14:12)

1. Giproniselektroshakht.  
(Coal mining machinery)

TRAUBE, Ye.S., kand. tekhn. nauk

Cooling drill and cutter-loader motors and changing over from  
380 v. to 660 v. Ugol' Ukr. 7 no.7:24-25 J1 '63. (MIRA 16:8)

1. Giproniselektroshakht.  
(Mining machinery--Electric driving)



BELOZEROV, V.G., (Kursk, ul. Engel'sa d.136, kv.27); SKVORTSOV, B.A. (Leningrad, ul. Soyuza pechatnikov, d.7.kv.26); PARKHOMCHUK, Ya. (Leningrad, ul. Soyuza pechatnikov, d.7.kv.26); TRAUBE, Ye.S. (Donetsk, 5, ul. Shchorsa, d.12. kv.8); DROZDOV, A.D. (Novocherkassk, ul. B.Khmel'nitskogo d.151. kv.26); VAYNBERG, A.M. (Moskva, V-180, Malaya Yakimanka, d.22, kv.19); FILATOV, M.A. (Kemerovo, ul. Dzerzhinskogo d.27, kv.11); GANZBURG, L.B. (Leningrad P-3, Krasnosel'skaya, d.12, kv.2); BUDANOV, V.D. (Moskva, A-287, Chuksin tupik, d.4, kv.17); LYSENKO, N.G. (Kiyev, ul. Sulimovskaya, d.5.kv.71); SHERGIN, Ye.N. (Cherkassy, ul Uritskogo, d.37,kv.6); TRUSHCHEV, Ye.A.; SUVOROV, Yu.I. (Riga, ul. Suvorova, d.20, kv.11); ARTAMONOV, I.G. (Riga, ul. Suvorova, d.20, kv.11); OKHAPKIN, V.V. (Yaroslavl', Tutayevskoye shosse, d.32); OL'KHOVSKIY, I.L. (Khar'kov, pr. Moskovskiy, d.199)

Discoveries and inventions. Prom.energ. 19 no.7:55-56 J1 '64.

(MIRA 18:1)

1. Bereznikovskiy sodovyy zavod, byuro po ratsionalizatsii i izobretatel'stvu, Permskaya obl., g. Berezniki (for Trushchev).
2. Yaroslavl', Tutayevskoye shosse, d.32, YaZMOGK (for Okhapkin).
3. Khar'kov, pr.Moskovskiy, d.199, Khar'kovskiy elektromekhanicheskiy zavod, byuro po ratsionalizatsii i izobretatel'stvu (for Ol'khovskiy).

KARMAZOV, Mikhail Grigor'yevich; YEFIMOV, Nikolay Semenovich; MEPEL'SKIY, G.B., dotsent; retsenzent; FAT'KIN, D.F., dotsent, retsenzent; ~~TRAUBENBERG, I.A.,~~ преподаvatel', retsenzent; BAZYK, V.K., преподаvatel', retsenzent; FRAYFEL'D, G.Ya., преподаvatel', retsenzent; STOYANOV, M.N., otv.red.; KAZ'MINA, R.A., red.; KARABILOVA, S.F., tekhn.red.

[Organizing and planning a local telephonic system] Organizatsiia i planirovanie mestnoi telefonnoi svyazi. Moskva, Gos.izd-vo lit-ry po voprosam svyazi i radio, 1959. 212 p. (MIRA 12:12)

1. Kafedra Organizatsii i ekspluatatsii elektrosvyazi Moskovskogo elektrotekhnicheskogo instituta svyazi (for Fat'kin, Traubenberg).
2. Kafedra ekonomiki svyazi Odesskogo elektrotekhnicheskogo instituta svyazi (for Basyk, Frayfel'd).  
(Telephone)

DERMAN, B.A., inzhener; TRAUBENBERG, S.L., inzhener; USPENSKIY, Yu.M.,  
inzhener.

Narva Hydroelectric Power Station. Elektrichestvo no.9:1-6 S  
'56. (MLRA 9:11)

1. Leningradskoye otdeleniye Gidroenergoprojekta.  
(Narva Hydroelectric Power Station)

ACC NR: AF6014719

(A)

SOURCE CODE: UR/0322/65/000/006/0024/0028

AUTHOR: Traubenberg, S. Ye; Korotchenko, K. A.; Putilova, I. N.

ORG: Moscow Technological Institute of the Food Industry (Moskovskiy tekhnologicheskiy institut pishchevoy promyshlennosti)

TITLE: Effect of high doses of cobalt-60 gamma rays on potato starch

SOURCE: IVUZ. Pishchovaya tekhnologiya, no. 6, 1965, 24-28

TOPIC TAGS: ~~increased~~ radiation effect, radiation chemistry, food technology, processed plant product, carbohydrate, depolymerization

ABSTRACT: In continuation of earlier work with lower doses of 1500 r/min, a total of 18-9<sup>4</sup> millirad was applied to commercial starch containing 16% moisture, placed in closed ampoules in the presence of air at room temperature. Changes were recorded spectrophotometrically in the ultraviolet and visible ranges. Further determinations included color, amount of reducing substances (iodometry), mean molecular weight (according to end groups), solubility (by refractometer), pH, organic acids, formaldehyde (spectrum), glucose and maltose (paper chromatography). Results showed an increase of destructive processes with increased gamma doses resulting in a weakened structure of the grain which becomes brittle, increase in water-soluble substances (655 fold at 9<sup>4</sup> millirad) due probably to rupture of the 1-4 and 1-6 glucoside bonds,

Card 1/2

UDC: 664.22.058.43

ACC NR: AF6014719

and appearance of aldehyde end groups. No glucose or maltose were detected. Solubility was higher in the 18-56 millirad interval than at higher doses. Decrease of  $pH$  and increase of organic acids, hydrogen ions and carboxy groups was highest at 47-56 millirad. Decrease in optical density paralleled color changes determined with iodine. The absorption maximum at 260-265  $m\mu$  was indicative for dioxoacetone. It was concluded that at the above doses, just as at doses below 18 millirad, starch depolymerization will lead to the formation of dextrine-like substances. The radiation induced chemical transformation is accompanied by formation of low molecular compounds: acids, dioxoacetone and formaldehyde. No mono- or disaccharides were formed. The values of dissociation constants approximated those of some carboxy-acids such as glycolic, gluconic, and mucic. The irradiated starch retained free radicals for a long time; these probably represent an intermediate step in radiolytic molecular degradation. "We wish to thank P. Yu. Butyagin for determining the free radicals in our samples". Orig. art. has: 4 figures and 2 tables.

SUB CODE: 06, 07/<sup>20</sup> SUBM DATE: 30Dec64/ ORIG REF: 004/ OTH REF: 001

Card 2/2

ACC NR: AP6018952

(A)

SOURCE CODE: UR/0322/66/000/001/0048/0052

AUTHOR: Putilova, I. N.; Traubenberg, S. Ye.; Korotchenko, K. A.ORG: Moscow Technological Institute of the Food Industry (Moskovskiy tekhnologicheskiy institut pishchevoy promyshlennosti)

TITLE: Properties of potato starch irradiated in gas media

SOURCE: IVUZ. Pishchevaya tekhnologiya, no. 1, 1966, 48-52

TOPIC TAGS: gamma radiation, radiation chemistry, food technology, gas, polysaccharide gamma irradiation, argon, carbon dioxide, oxygen, high vacuum, oxidation, CARBOHYDRATE

ABSTRACT: The effect of starch irradiation in various gas media on starch properties was investigated because the effect different types of media have on the radiolysis of polysaccharides has as yet been inadequately studied and the role of oxygen in radiolysis still questionable. The irradiation was carried out in argon, carbon dioxide, air, oxygen, and in a vacuum with  $^{60}\text{Co}$  as the gamma-ray radiation source. The experimental results show that 1) starch undergoes less decomposition and oxidation during its irradiation in argon or carbon dioxide than during irradiation in the other media, 2) the maximum yield of radiolysis products is obtained from the irradiation of starch in an atmosphere of oxygen, 3) during irradiation in a high vacuum of

Card 1/2

UDC. 664.22.058.9

L 06101-52

ACC NR: AP6018952

0.4 mm Hg at which the starch retains only 2% of the moisture, the starch decomposition and oxidation is higher than during irradiation in other media, and 4) the higher decomposition and oxidation of starch in a high vacuum might be ascribed to the low content of moisture in the starch which makes it difficult for the free radicals to recombine. The authors thank V. P. Komar, R. G. Zhabkov, and K. A. Potapovich for taking the IR and EPR spectra. Orig. art. has: 3 figures and 1 table.

SUB CODE: 06,07/ SUBM DATE: 15Jun65/ ORIG REF: 008/ OTH REF: 010

Card 2/2 LC

PUTILOVA, I.N.; TRAUBENBERG, S.Ye.

Effect of gamma rays on the change in starch acidity. Prikl.  
biokhim. i mikrobiol. 1 no.5:538-543 S-O '65.

(MGRA 18:11)

1. Moskovskiy tekhnologicheskii institut pishchevoy promyshlennosti.



GORON, I.Ye.; ARUTYUNOV, M.G.; MARKOVICH, V.D.; PATRUNOV, V.G.;  
TRAUBENBERG, V.P.

High-speed ferrographic recording of digital data. Elektrosviaz'  
16 no.12:26-32 D '62. (MIRA 16:1)

(Telecommunication)  
(Printing machinery and supplies)

L 21668-66

ACC NR: AP6004353

SOURCE CODE: UR/0108/65/020/010/0061/0065

AUTHOR: Traubenberg, V. P. (Active member)

26  
B

ORG: Scientific and Technical Society of Radio Engineering and Electrocommunication  
(Nauchno-tehnicheskoye obshchestvo radiotekhniki i elektrosvyazi)

TITLE: Effect of magnetizing pulse rise time on the signal and noise in square-loop ferrites

SOURCE: Radiotekhnika, v. 20, no. 10, 1965, 61-65

TOPIC TAGS: signal noise separation, ferrite, square loop ferrite

ABSTRACT: An examination of well-known formulas for signal, noise, and ferrite-core magnetic reversal brings about these conclusions: (1) Different rates of change of induction within the steep and flat portions of the hysteresis loop result in strong noise in a square-loop ferrite magnetically reversed by steep-front pulses; (2) The square-loop coefficient of the core cannot completely determine the signal-to-noise ratio when pulse magnetization is used; (3) When the cores are reversed by a transistorized generator, the signal duration and amplitude depend only slightly and

Card 1/2

UDC: 621.3.042

L 21668-66

ACC NR: AP6004353

the noise depends completely on the pulse-rise steepness; (4) Less steep pulses bring about a higher signal-to-noise ratio and lower dependence of the signal amplitude on the load; (5) The pulse-rise time should be taken into account even when the pulses are rather steep. The above theoretical conclusions were verified by experiments with 5 to 40 ferrite cores pulse-switched by a transistorized generator; 0.2- and 1.5-microsec pulse-rise times were used. The estimated data differed within 10% from the experimental. Orig. art. has: 3 figures and 18 formulas.

SUB CODE: 09 / SUBM DATE: 26Dec63 / ORIG REF: 003

Card 2/2

*LJC*

L. 20203-66 FSS-2

ACC NR: KP6010351

SOURCE CODE: CZ/0039/65/026/011/0677/0685

AUTHOR: Myslivecek, Alois (Engineer); Trcka, Vlastimil (Engineer) 30ORG: [Myslivecek] Technical Center of Communications, Prague (Technicka ustredna spoju); [Trcka] Power Research Institute, Ceske Budejovice (Vyzkumny ustav energeticky) 12

TITLE: Measuring the parameters of the inductive influence of three-phase EHV lines

SOURCE: Slaboproudny obzor, v. 26, no. 11, 1965, 677-685

TOPIC TAGS: communication line, transmission line, high voltage line, electric inductance, electric resistance

ABSTRACT: The article surveys the results of measurement of the inductive influence of 110 kv three-phase power transmission lines on overhead and buried communications lines. The experiment showed the suitability of using two-phase transmission to determine the mutual inductance between the power transmission line and the communication line and to determine the apparent soil resistance at the place of impingement. Some parameters from the theory of the inductive influence of power lines on communications lines also are evaluated. Orig. art. has: 19 figures and 12 tables. [JPRS]

SUB CODE: 09, 17 / SUBM DATE: 31Mar65 / ORIG REF: 005 / OTH REF: 001

SOV REF: 002

Card 1/1 7/105

UDC: 621.395.8 2

TRAUBERG, L.

The game is worth it. Nauka i zhizn' 30 no.5:76-81 My '63.  
(MIRA 16:10)

SOARE, N., ing.; TRAUBICI, N., ing.

Reinforced mortar box gables for industrial hall roofs. Rev  
constr si mat constr 16 no. 52255-360 My'64.

TRAUNFELNER, Zdzisław; DULKO-KALASKA, Gertruda; PEDICH, Wojciech

Effect of Waterhouse-Friderichsen syndrome on the ECG picture and on pregnancy. Polski tygod. lek. 14 no.29:1354-1356 20 July 59.

1. (ZE Szpitala Wojewodzkiego w Opolu: dyrektor: dr B. Glazer)  
(WATERHOUSE-FRIDERICHSEN SYNDROME, in pregn.)  
(PREGNANCY, anal.) (ELECTROCARDIOGRAPHY)

TRAUFELINER, Zdzislaw (Opole, ul. Kosnego 51. Szpital Wojewodzki)

Note on the history of medicine in the 19th century. Polski tygod.  
lek. 14 no.9:403-405 2 Mar 59.

(HISTORY, MEDICAL  
in 19th century (Pol))



Traugott, N.N.

BALONOV, L. A.; SANDOMIRSKIY, M. I.; TRAUOGOTT, N. N.; CHISTOVICH, A. S.

Neurophysiological study of acute infectious psychoses.  
Nevropat. psikiat., Moskva 19 no.4:65-70 July-Aug. 1950.  
(CML 20:1)

1. Of the Institute of Evolutionary Physiology and Pathology  
of Higher Nervous Activity imeni Academician I. P. Pavlov  
(Director -- Academician L. A. Orbeli) of the Academy of Med-  
ical Sciences USSR.

7  
TRAUGOTT, N.N.

TRAUGOTT, N.N.; CHISTOVICH, A.S.

Attempt of physiologic understanding of speech incoherence in schizophrenia. Nevropat. psikhiat., Moskva 20 no.6:31-35 Nov-Dec 51.  
(CJML 21:4)

1. Of the Institute of Physiology imeni I.P. Pavlov (Director--  
Academician K.M. Bykov) of the Academy of Sciences USSR.

TRAUGOTT, N.N.; CHISTOVICH, A.S., zaveduyushchiy.

Peculiarities of the higher nervous function in chronic delirium (paraphrenia). Trudy Inst.fiziol. 1:413-424 '52. (MLBA 6:8)

1. Psikhiatricheskiy sektor. (Nervous system) (Delirium)

TRAUGOTT, N.N.; CHISTOVICH, A.S., zaveduyushchiy.

Effect of active therapy upon speech reactions of schizophrenics in an experiment with word associations. Trudy Inst.fiziol. 1:436-453 '52.

(MLRA 6:8)

1. Psikhiatricheskiy sektor. (Association of ideas) (Schizophrenia)

1. TRUGOTT, N.M.; LICHKO, A.YE.; KAUFMAN, D.A.; BALONOV, L.YA.:
2. USSR (600)
4. Psychiatry
7. On Prof. I.F.Sluchevskii's article "On some urgent problems in psychiatry."  
Zhur. nevr. i psikh. No. 13-1952

9. Monthly List of Russian Accessions, Library of Congress, March, 1953. Unclassified.

TRAUGOFF, N.N.

Method of investigation in a psychiatric clinic of correlation disorders of the signal systems. Zh. nevropat. psikhiat., Moskva 52 no. 6:3-12 June 1958. (CIML 23:3)

1. Of the Psychiatric Sector (Head -- A. S. Chistovich), Institute of Physiology, (Director -- Academician K. M. Bykov), Academy of Sciences USSR.

1. BALONOV, L. YA., KAUFMAN, D. A., LICHKO, A. YE., TRAUGOTT, N.H.
2. USSR (600)
4. Sluchevskii, I. F.
7. On Prof. I. F. Sluchevskiy's article "On some urgent problems in psychiatry."  
Zhur. nevr. i psikh. 52, no. 12, 1952.

9. Monthly List of Russian Accessions, Library of Congress, March 1953. Unclassified.

BALONOV, L.Ya.; LICHKO, A.Ye.; TRAUGOTT, N.N.

Data on pathophysiologic analysis of stupor appearing in infectious psychoses. Zh. nevropat. psikiat., Moskva 53 no.3:167-181 Mar 1953.

(CLML 25:1)

1. Institute of Physiology imeni I. P. Pavlov of the Academy of Sciences USSR.



FRUGOTT, Nataliya Nikolayevna

Academic degree of Doctor of Medical Sciences, based on her defense, 16 November 1954, in the United Council of a group of Leningrad Institutes of the Acad Med Sci USSR, of her dissertation entitled: "Interrelation of signal systems in some acute disorders of the function of the brain."

Academic degree and/or title: Doctors of Sciences

SO: Decisions of VAK, List no. 4, 25 February 1956, Byulleten' MVO SSSR, No. 1, January 1957, Moscow, pp. 14-24, Uncl.  
JPRS/NY-440



ТРАУГОТТ, Н.Н.  
TRAUGOTT, N.N.; ORBELI, L.A., akademik, otvetstvennyy redaktor;  
TARASOV, G.A., red.izdatel'stva; ARONS, R.A., tekhn.red.

[Disturbances in the interaction of the signal systems during  
certain sudden acute pathological states of the brain]  
O narusheniakh vzaimodeistviia signal'nykh sistem pri nekotorykh  
ostro voznikaushchikh patologicheskikh sostoianiiakh golovnogo  
mozga. Moskva, Izd-vo Akad.nauk SSSR, 1957. 223 p. (MIRA 10:12)  
(BRAIN)

TRAUGOTT, NATALIYA NIKOLAYEVNA

N/5  
633.51  
.T7

Ocherki fiziologii vysshey nervnoy deyatel'nosti cheloveka.  
Outline of the physiology of man's higher nervous system, by  
N. N. Traugott 1 Dr. Moskva, Medgiz, 1957.

245 p. illus., charts, tables.  
"Literatura"; p. 210-246

[TRAUGOTT, N.N.]

BALONOV, L.Ya.; LICHKO, A.Ye.; TRAUGOTT, N.N.

Depression and restoration of the higher nervous activity in certain pathological conditions [with summary in English]. Zhur.vys.nerv. deiat. 7 no.3:335-343 My-Je '57. (MIRA 10:10)

1. Institut evolyutsionnoy fiziologii AN SSSR.  
(CENTRAL NERVOUS SYSTEM physiology,  
depression & restoration of higher nervous activity in  
pathol. cond. (Rus))

TRAUGOTT, N.N.; BALONOV, L.Ya. Lichko, A.Ye.

The problem of sick points in the pathology of the higher nervous  
activity in man. Mat. po evol. fiziol. 3 '58. (MIRA 12:4)  
(PSYCHOSES)

TRAUGOTT, N.H., BALONOV, L.Ya.

Neurophysiological analysis of certain conditions resulting from  
aminazine administration [with summary in French]. Zhur.nevr.  
i psikh. 58 no.5:585-591 '58 (MIRA 11:7)

1. Institut evolyutsionnoy fiziologii imeni I.M. Sechenova  
(dir. - akademik L.A. Orbeli) AN SSSR, Leningrad.  
(CHLORPROMAZINE, effects,  
neurophysiol. aspects (Rus))

TRAUGOTT, N.H.

In memory of Maria Kapitonovna Petrova. Zhur.nevr. i psikh.  
85 no.11:1392-1393 N'58 (MIRA 12:1)  
(PETROVA, MARIIA KAPITONOVNA, 1877-1948)



USSR/Human and Animal Physiology - The Nervous System.

T

Abs Jour : Ref Zhur Biol., No 3, 1959, 13255

Author : Balonov, L.Ya., Lichko, A.Ye., Traugott, N.N.

Inst : -

Title : Depression and Restoration of Higher Nervous Activity  
in Several Pathological Conditions

Orig Pub : Zh. vyssh. nervn. deyat-sti, 1957, 7, No 3, 335-343

Abstract : With the development of convulsive seizures, insulin coma, acute infectious psychosis, and recovery from these conditions, the later conditioned reflexes (CR) and all forms of speech activity were suppressed, the earlier they were restored and the more firmly they were developed, and unconditioned reflexes - the earlier they appeared in ontogenesis. Elementary cortical reactions were restored earlier than the more complex ones. The sequence of restoration of CR was determined by the subsequent recoveries of the corres-

Card 1/2

- 115 -

USSR/Human and Animal Physiology - The Nervous System.

T

Abs Jour : Ref Zhur Biol., No 3, 1959, 13255

Au

ponding unconditioned reflexes, which were restored earlier and suppressed later than CR. In insulin coma, and quite often in infectious psychosis, there were rapidly developed protective inhibition, resistance, and intensified irradiation of the nervous processes. -- I.A. Slavutskaya

Card 2/2

BALONOV, Lev Yakovlevich; TRAUGOTT, N.N., otv.red.; NATAROVA, N.V.,  
red.izd-va; KRUGLIKOVA, N.A., tekhn.red.

[Conditioned reflex regulation of cardiac activity in man]  
Uslovnoreflektornaia reguliatsiia serdechnoi deiatel'nosti  
cheloveka. Moskva, Izd-vo Akad.nauk SSSR, 1959. 193 p.  
(MIRA 13:1)

(CONDITIONED RESPONSE) (HEART)

TRAUGOTT, N.N.

Characteristics of a verbal account following the recent formation of conditioned motor reflexes in preschool children. Zhur.vys.nerv.deiat. 9 no.3:328-334 My-Je '59. (MIRA 12:9)

1. Sechenov Institute of Evolutionary Physiology, U.S.S.R. Academy of Sciences, Leningrad.

(REFLEX, CONDITIONED)

46272-46

ACC NR: AR6004359

SOURCE CODE: UR/0299/65/000/019/POO4/POO4

AUTHOR: Traugott, N. N.; Balonov, L. Ya.; Kaufman, D. A.

TITLE: Role of the reticular formation of the brain stem and nonspecific systems of the optic thalamus <sup>22</sup>

SOURCE: Ref. zh. Biologiya, Abs. 19P18

REF SOURCE: Sb. Evolyutsiya funktsiy. M.-L., Nauka, 1964, 186-197

TOPIC TAGS: brain, conditioned reflex, chlorpromazine, nervous system drug, drug effect, behavior pattern

ABSTRACT: Cortex activity change induced by inhibition or intensification of the nonspecific system function of the brain stem or thalamus with the administration of adrenalin (subcutaneously 0.75 to 1 ml of a 1:1000 solution), chlorpromazine (intravenously or intramuscularly 25 to 100 mg), or sodium amytal (intravenously 150 to 200 mg) was investigated in patients with various psychic syndromes and also in convalescents. Conditioned reflexes were developed by preliminary verbal instructions, verbal reinforcement and also by defensive and kinesthetic reinforcement. Despite sharp changes of unconditioned reflexes under the action of all the above drugs, the formation of new conditioned reflexes and the

Card 1/2

UDC: 612.822.3-087+612.825+612.826.1

L 46272-56

ACC NR: AR6004359

performance of earlier developed conditioned reflexes were possible; thus, the synapse function basically was not affected, though certain cortical activity changes were noted. It was demonstrated that irradiation of excitation along the cortex is determined by the state of the nonspecific systems of the thalamus and irradiation of excitation in the vegetative centers depends on the reticular formation of the brain stem. Preservation of discriminatory inhibition is determined by the interrelation of the reticular formation of the brain stem and the nonspecific systems of the thalamus (which is disturbed following sodium amytal administration). The function of impressing traces of stimuli striking the cortex improves with intensification of reticular formation activity and deteriorates with its inhibition. Under the action of these preparations, motor reflexes also changed and certain changes of mood were observed. Bibliography of 21 titles. R. Pavlygina. Translation of abstract.

SUB CODE: 06

Card 2/2 fv

KURGANOVSKIY, Pavel Ivanovich; TRAUGOTT, N.N., otv. red.

[Physiological mechanisms of cardiac neuroses in children]  
Fiziologicheskie mekhanizmy nevrozov serdtsa u detei. Mo-  
skva, Nauka, 1965. 188 p. (MIRA 18:11)

TRAUGOTT, N.N.; KAYDANOVA, S.I.; MEYERSON, Ya.A.

Impairments of motor functions on the side of the injured hemisphere and possible mechanism of these impairments. Acta nerv. sup. (Praha) 6 no.4:384-396 '64.

1. Institut evolyutsionnoy fiziologii im. I.M. Sechenova, AN SSSR i Psikhonevrologicheskiy institut im. V.M. Bekhtereva, nevrologicheskoye otdeleniye , Leningrad.



TRANGOTT, N.H.; BALONOV, L.Ya.; KAUFMAN, D.A.

Electrophysiological data on the effect of some psychotropic  
logical substances on various structures of the human brain.  
Zhur. vys. nerv. delat. 15 no.1:42-52 Ju-P' 1965.

(MIFF 18:5)

1. Institut evolyutsionnoy fiziologii im. I.M. Sechenova AN SSSR  
i Tret'ya psikhonevrologicheskaya bol'nitsa im. Skvortsova-Stepanova.

TRAUGOTT, N.N.; BALONOV, L.Ya.

Materials for a neurophysiological analysis of the anti-depressive action of tofranil. Zhur. nevr. i psikh. 63  
no.4:552-563 '63. (MIRA 17:2)

1. Institut evolyutsionnoy fiziologii imeni I.M. Sechenova  
(dir. - prof. Ye.M. Kreps) AN SSSR i 3-ya psikhiatricheskaya  
bol'nitsa (glavnyy vrach N.D. Bulkin), Leningrad.

TRAUGOTT, N.N.; BALONOV, L.Ya.

Review of the book "Neurophysiological studies in neuropsychic diseases". Zhur.vys.nerv. deiat. 13 no.2:383 Mr-Apr'63.  
(MIRA 16:9)

(NEUROPSYCHIATRY)

TRAUGOTT, N.N.

Results and perspectives of study of the effect of various  
neurotropic substances on higher nervous activity in man.  
Activ. Nerv. Sup. 5 no.3:323-326 JI '63.

1. Institut evolyutsionnoy fiziologii imeni I.M. Sechenova  
Akademii nauk SSSR, direktor - chlen-korr. AN SSSR Ye. M.  
Kreps.

(CENTRAL NERVOUS SYSTEM) (PSYCHOSES)  
(AMOBARBITAL) (CHLORPROMAZINE)  
(EPINEPHRINE) (IMIPRAMINE)  
(PHARMACOLOGY) (PHYSIOLOGY)

TRAUGOTT, N. N., Institute of Evolutionary Physiology imeni Sechenov of the Academy of Sciences of the USSR (Institut evolyutsionnoy fiziologii imeni I.M. Sechenova Akademii nauk SSSR) Director (direktor) Member-Correspondent of the Academy of Sciences, E.M. KREPS., USSR.

"Results and Trends of Study of Effects of Some Neurotropic Substances on the Higher Nervous Activity in Man."

Prague, Activitas Nervosa Superior, Vol 5, No 3, July 63; pp 323-326.

Abstract [Russian article]: Study with amobarbital, chlorpromazine, imipramine, epinephrine: response to acoustic stimulation; conditioned reflex in small groups of patients to study interaction of various parts of the central nervous system. Anatomical drawing, 3 graphs.

1/1

20

TRAUGOTT, N.N.; BALONOV, L.Ya.; KAUFMAN, D.A.

Mechanism of the action of sodium amyral on higher nervous activity in man. Zhur. nevr. i psikh. 61 no.12:1847-1854 '61. (MIRA 15:7)

1. Institut evolyutsionnoy fiziologii imeni I.M. Sechenova (dir. - prof. Ye.M. Kreps) AN SSSR, Leningrad, (AMOBARBITAL) (NERVOUS SYSTEM)

TRAUGOTT, N.N.; BALONOV, L.I.; KURGANOVSKII, P.I. [Kurganovskiy, P.I.]

Cortical regulation of the function of the normal and sick heart in man. *Activ. nerv. sup.* 4 no.3/4:439-445 '62.

1. Academy of Sciences of the USSR, I.M. Sechenov Institute of Evolutionary Physiology, Leningrad.  
(REFLEX CONDITIONED) (HEART) (HEART DISEASES)

TRAUGOTT, N.N.; BALONOV, L.Ya.; KAUFMAN, D.A.

Clinical picture and physiological mechanisms of some  
atypical reactions to the administration of aminazine.  
Zhur. nevr. i psikh. 62 no.5:746-754 '62. (MIRA 15:6)

1. Institut evolyutsionnoy fiziologii imeni I.M. Sechenova  
(dir. - prof. Ye.M. Kreps) AN SSSR i 3-ya Psikhonevrologiches-  
kaya bol'nitsa imeni Skvortsova-Stepanova (glavnyy vrach  
N.D. Bulkin), Leningrad.

(CHLORPROMAZINE)



TRAUGOTT, N.N.; BALONOV, L.Ya.; KAUFMAN, D.A.

Mechanism of the action of aminazine on higher nervous activity in man. Zhur. vys. nerv.deiat. 11 no.5:814-822 3-0 '61. (MIRA 15:1)

1. The Sechenov Institute of Evolutionary Physiology, U.S.S.R. Academy of Sciences, Leningrad.  
(CHLORPROMAZINE) (CONDITIONED RESPONSE)  
(NERVOUS SYSTEM)

TRAUGOTT, N.N.

Some results of and prospects for the evolutionary-physiological study of the pathology of the higher nervous activity in man. Zhur. vys. nerv. deiat. 11 no.4:577-585 J1-Ag '61. (MIRA 15:2)

1. Sechenov Institute of Evolutionary Physiology, U.S.S.R. Academy of Sciences, Leningrad.  
(NERVOUS SYSTEM)

TRAUGOTT, N. N.; BALANOV, L. Ia.; KAUFMAN, D. A.

Data on the nature of action of amytal sodium and aminazin on the central nervous system in man. *Activ. nerv. sup.* 3 no.4:381-388 '61.

1. Institut evoliutsionnoy fiziologii im. I. T. Sechenova AN SSSR  
(Direktor - chlen-korr. AN SSSR Ye. T. Kreps)

(AMOBARBITAL pharmacol) (CHLORPROMAZINE pharmacol)  
(CENTRAL NERVOUS SYSTEM pharmacol)  
(REFLEX CONDITIONS pharmacol)

TRAUGOTT, N. N. (Moscow, USSR)

"Some results and prospects of the pathophysiological  
study of aphasia"

Report submitted to the 7th International Congress of Neurology,  
Rome, Italy, 10-15 Sep 61