

5

A

100-6. ELECTROMETRIC DETERMINATION OF NICKEL AND COPPER.
 (In Russian.) V. G. Sochevanov. Zavodskaya laboratoriya (Factory Laboratory), v. 14, Oct. 1948, p. 1255-1256.

Critically analyzes the method prosceded by S. K. Chirkova. Indicates that only the sum of the copper and nickel present may be determined by this method and that the basic problem of their direct determination by one test remains as yet unsolved.

ASB-51A METALLURGICAL LITERATURE CLASSIFICATION															1101 80-177																																				
1101 177-177															1101 80-177																																				
1101 177-177															1101 80-177																																				
A	B	C	D	E	F	G	H	I	J	K	L	M	N	O	P	Q	R	S	T	U	V	W	X	Y	Z	AA	AB	AC	AD	AE	AF	AG	AH	AI	AJ	AK	AL	AM	AN	AO	AP	AQ	AR	AS	AT	AU	AV	AW	AX	AY	AZ

SQCHEVANOV, V.G.; BAGOTSKIY, V.S., red.; BOGATIN, G.A., red.;
BABCHKIN, S.N., tekhn. red.

[Galvanic cells] Gal'vanicheskie elementy. Moskva, Gos-
energoizdat, 1951. 271 p. (MIRA 16:7)
(Electric batteries)

SOHEWANOV, V. G.


"Method for preparation of stable solutions of sodium and potassium zincates."
(p. 1973)

SO: Journal of General Chemistry, (Zhurnal Obshchei Khimii), 1952, Vol. 22, No. 7

FEYNBERG, S.Yu.; ALIMARIN, I.P., professor, doktor, retsenzent; SOCHEVANOV, V.G., kandidat khimicheskikh nauk, retsenzent; TITOV, V.I., kandidat khimicheskikh nauk, retsenzent.

[Analysis of ores of non-ferrous metals] Analiz rud tsvetnykh metallov. 2. ispr.i dop. izd. Moskva, Gos. nauchno-tekhn. izd-vo lit-ry po chernoi i tsvetnoi metallurgii, 1953. 832 p. (MLRA 7:4)
(Assaying)

SOCHENAWOY V. G



SOCHEVANOV V.G.

KRYUKOV, P.A.; SOCHEVANOV, V.G.

Glass electrode for the measurement of pH. Hidrokhim.mat. no.22:
96-103 '54. (MIRA 7:11)

1. Hidrokhimicheskiy institut Akademii nauk SSSR, Novocherkassk.
(Electrodes, Glass) (Hydrogen-ion concentration)

KNIPOVICH, Yu. N., redaktor; SOKOLOV, I. Yu., redaktor; SOCHEVANOV, V. G.,
redaktor; TITOV, V. I., redaktor; SHMANENKOV, I. V., redaktor
KOLOSKOVA, M. I., redaktor; PEN'KOVA, S. A., tekhnicheskiy re-
daktor

[Chemical and physico-chemical methods of analyzing mineral
ores] Khimicheskie i fiziko-khimicheskie metody analiza mi-
neral'nogo syr'ia. Moskva, Gos. nauchno-tekhn. izd-vo lit-ry
po geologii i okhrane nedr, 1955. 191 p. (MIRA 9:4)

1. Vsesoyuznoye soveshchaniye rabotnikov khimiko-analitiche-
skikh laboratoriy.

(Ores--Sampling and estimation)

Sochevanov, V. G.

Call Nr AF 1095038

AUTHOR: Sochevanov, V. G. (Supervisor), Volkova, G. A.,
Volkova, S. P., Martynova, L. T., Pakhomova, K. S.,
Popova, T. P., Rozbianskaya, A. A., Rozovskaya, G. V.,
and Shmakova, N. V.

TITLE: Methods of Chemical Analysis of Mineral Ores (Metody
khimicheskogo analiza mineral'nogo syr'ya); Polarography
(Polyarografiya). Nr 2.

PUB. DATA: Gosudarstvennoye nauchno-tekhnicheskoye izdatel'stvo
literatury po geologii i okhrane neдр, Moscow, 1956,
100 pp., 5,000 copies.

ORIG. AGENCY: Vsesoyuznyy nauchno-issledovatel'skiy institut mineral'-
nogo syr'ya (VIMS) Ministerstva geologii i okhrany
neдр SSSR

EDITOR: Sochevanov, V. G.

PURPOSE: This is a manual for use in industrial laboratories of
agencies under the Ministry of Geology and Conservation
of Mineral Resources of the USSR.

Card 1/11

Call Nr AF 1095038

Methods of Chemical Analysis of Mineral Ores (Cont.)

Scientific Council of the VIMS, namely: G. A. Lanskiy (Chairman), V. I. Titov (Vice-Chairman), V. M. Pensionerova (Secretary), S. K. Rusanov, V. M. Zvenigorodskaya, V. G. Sochevanov, I. V. Sorokin, L. I. Gerkhardt, I. Yu. Sokolov, and I. V. Shmanenkov (Deputy Director of VIMS, Science Division). It was found that the polarographic method for determination of a few per cent or of traces of the constituents frequently excels orthodox methods. The book gives instructions for the polarographic determination of copper, zinc, cadmium, lead, tin, molybdenum, antimony, indium, and thallium in ores. The polarographic method of analysis is discussed in detail, the equipment is described, and lists of reagents are given. Illustrations of electrolytic cells are given on pp. 6,7,8, and 9. The institutions where the polarographic methods were developed are mentioned in the Table of Contents and in the description of the individual procedures in the text. (Soviet scientists distinguish two types of apparatus: 1. polarometers or "visual polarographs", and 2. recording polarographs or "polarographs".) An extensive bibliography is included. There are 47 references of which 40 are USSR.

Card 3/11

Call Nr AF 1095038

Methods of Chemical Analysis of Mineral Ores (Cont.)

TABLE OF CONTENTS

	Pages
Introduction	3
<u>Apparatus and Procedures</u>	5
Polarographic equipment	5
Electrolytic cells	6
Reference electrodes	9
Preparation of a saturated calomel electrode (NKE)	9
Dropping Hg-microelectrode	11
Calculation of the ion content to be determined from polarographic data	14

Card 4/11

Call Nr AF 1095038

Methods of Chemical Analysis of Mineral Ores (Cont.)

Copper 21

 Simplified polarographic method of determination of
 copper in ores 21

 Polarographic determination of copper oxide and sulfide
 in a single weighed sample 23

Zinc .

 Simplified polarographic method for determination of zinc
 in sulfide ores 25

 Polarographic determination of zinc in ores containing
 large amounts of copper 28

 Determination of zinc after separation of copper by
 precipitation on powdered metallic iron 28

 Determination of zinc after separation of copper by
 precipitation on lead coil (Method of the Kazakh Geological
 Administration) 29

Card 5/11

Call Nr AF 1095038

Methods of Chemical Analysis of Mineral Ores (Cont.)

Copper and zinc. 32

 Polarographic method for the determination of zinc and copper in manganese-containing ores 32

 Polarographic method of determination of copper and zinc in ores (Method of the Kazakh Geological Administration). . 38

 Polarographic determination of lead oxide and lead sulfide in a single sample (Method of the Kazakh and Krasnoyarsk Geological Administrations) 56

Cadmium. 39

 Simplified polarographic method for the determination of cadmium in sulfide ores 39

 Polarographic method for determination of cadmium in oxidized ores 41

Card 6/11

Call Nr AF 1095038

Methods of Chemical Analysis of Mineral Ores (Cont.)

Polarographic method for determination of cadmium in copper-containing ores (Method of the Kazakh Geological Administration) 44

Cadmium and Zinc. 46

Polarographic method for determination of cadmium and zinc in ores containing not more than 0.1% copper (Method of the Kazakh Geological Administration) 46

Nickel and Zinc. 47

Polarographic method for determination of nickel and zinc in ores (Method of the Ural Geological Administration). . . 47

Lead

Simplified polarographic method for determination of lead in ores 50

Polarographic method for determination of lead in barium-containing ores (Method of the Kazakh Geological Administration) 53

Card 7/11

Call Nr AF 1095038

Method of Chemical Analysis of Mineral Ores (Cont.)

Polarographic determination of lead in ores containing interfering elements with preliminary separation of lead as chromate 54

Polarographic determination of lead oxide and lead sulfide in a single sample (Method of the Kazakh and Krasnoyarsk Geological Administrations) 56

Polarographic determination of lead in ores containing acid-soluble tin 58

Polarographic method for determination of lead in high-grade ores 61

Lead and Zinc 63

 Polarographic method for determination of lead and zinc in natural waters (Method of the All-Union Scientific Research Institute of Hydrogeology and Engineering Geology VSEGINGEO) 63

Card 8/11

Method of Chemical Analysis of Mineral Ores (Cont.) Call Nr AF 1095038

Antimony 81

Polarographic method for determination of antimony in ores (Method of the Krasnoyarsk Geological Administration). 81

Indium

Rapid polarographic method for determination of indium in sulfide ores (Method of the Laboratory of Mineralogy and Geochemistry of Rare Earth Metals, Academy of Sciences, USSR)85

Polarographic method for determination of indium in ores and concentrates (Method of the Krasnoyarsk Geological Administration) 87

Thallium 89

Polarographic method for determination of thallium in copper-free ores 89

Card 10/11

СОЧЕВАНОВ, В.Е.

SOCHEVANOV, V.G.; SHMAKOVA, N.V.; VOLKOVA, G.A.

Conditions for precipitation of uranyl ferrocyanide in aqueous solutions. Zhur.neorg.khim. 2 no.9:2049-2057 S '57. (MIRA 10:12)
(Precipitation Chemistry) (Uranyl ferrocyanide)

PHASE I BOOK EXPLOITATION 846

U.S.S.R. Ministerstvo geologii i okhrany nedr

Metody opredleniya radioaktivnykh elementov v mineral'nom syr'ye
(Methods of Determining Radioactive Elements in Mineral Raw
Materials) Moscow, Gosgeoltekhizdat, 1958. 68 p. 3,000 copies
printed.

Compilers: Sochevanov, V.G. and Titov, V.I.; Ed.: Krasnova, N.E.
Tech. Ed.: Averkiyeva, T.A.

PURPOSE: This book is for those engaged in geochemical prospecting
for radioactive ores.

COVERAGE: The chemical determination of radioactive substances in min-
erals and rock formations is described in this publication. Chemical
treatment of materials in preparation for radiometric analysis is
also included. The proposed methods are considered to be the most

Card 1/4

Methods of Determining Radioactive Elements (Cont.) 846

reliable for geochemical research. Methods are presented in the form of separate procedure instructions with the inclusion of: principle of the method, elimination of interfering factors, application limits, necessary reagents, procedure of analysis. Specifications for high purity reagents are given whenever necessary. There is a bibliography with 26 references, 17 of which are Soviet, 4 English, 3 German, 1 Czech, and 1 Swiss.

TABLE OF CONTENTS:

Preface	3
URANIUM	
Titov, V.I., Volkov, I.I. Colorimetric Determination of Uranium by the Trilon-Phosphate Method	4
Zvenigorodskaya, V.M., Rudina, L.P. Colorimetric Determination of Uranium by Means of the Fluoride Method	12
Card 2/4	

Methods of Determining Radioactive Elements (Cont.)	846
Zvenigorodskaya, V.M., Vasilevskaya, L.S., Deykina, T.V. Colorimetric Determination of Uranium in Phosphorites	16
Brodskaya, V.M., Lanskoj, G.A., <u>Sochevanov, V.G.</u> Photocolorimetric Determination of Uranium in Rock (Indirect Method)	24
Vasil'yev, P.I., Podval'naya, R.L. Method of Luminescence for the Determination of Uranium With Preliminary Separation by Means of Titanium Phosphate	27

IONIUM

Bocharova, A.P., Malyshev, V.I. Determination of the Ratio of Ionium Content to Uranium Content in Ores and Minerals	35
--	----

RADIUM

<u>Sochevanov, V.G.</u> , Martynova, L.T. Method for Rapid Dissolution of	
Card 3/4	

. Methods of Determining Radioactive Elements (Cont.)	846	
Rock for the Determination of Radium and Thorium X by the Emission Method		47
Chaykin, P.I., Gumbor, K.K., Zarezkina, A.K. Simplified Separation of Radium Isotopes from Samples up to 3 g		50
Chaykin, P.I., Gumbor, K.K., Zarezkina, A.K. Separation of Radium Isotopes from Samples From 3 to 20 g		51
THORIUM		
Ostroyrov, E.A., Astanina, A.A. Determination of Thorium by the Weight and Colorimetric methods		54
Bibliography		68
AVAILABLE: Library of Congress		

Card 4/4

TM/nah
12-10-58

SOCHEVANOV, V.G.; VOLKOVA, G.A.; LYUDIMOVA, L.N.; MARTYNOVA, L.T.;
SHMAKOVA, N.V.; PANOVA, A.I., red.izd-va; PEN'KOVA, S.A.,
tekh.red.

[Methods of polarographic analysis of raw minerals; results of
a seminar conducted in 1956, in Sverdlovsk] Metody poliarografi-
cheskogo analiza mineral'nogo syr'ya; itogi seminara, provedennogo
v 1956 g. v Sverdlovsk. Moskva, Gos.nauchno-tekh.izd-vo lit-ry
po geol. i okhrane nedr, 1960. 161 p. (MIRA 13:12)

1. Russia (1923- U.S.S.R.) Ministerstvo geologii i okhrany nedr.
2. Vsesoyuznyy institut mineral'nogo syr'ya (for Sochevanov,
Volkova, Martynova, Shmakova).
(Mines and mineral resources) (Polarography)

5.5210

77753
SOV/75-15-1-15/29

AUTHORS: Sochevanov, V. G., Shmakova, N. V., Volkova, G. A.

TITLE: The Effect of Some Ions on the Precipitation of Uranyl Ferrocyanide From Aqueous Solutions

PERIODICAL: Zhurnal analiticheskoy khimii, 1960, Vol 15, Nr 1, pp 77-83 (USSR)

ABSTRACT: The effect of some ions on the composition of the precipitate formed by the reaction of uranyl ion with ferrocyanide was studied, using amperometric titration. Titration was conducted in 1 M potassium nitrate solution at pH 3.0-5.0 and 40-60°. According to the effect on uranyl ferrocyanide precipitation, the investigated elements form the following groups. Ions which do not effect the composition of uranyl ferrocyanide: NH_4^+ , Na^+ , Mg^{2+} , Al^{3+} , Cr^{3+} , Ce^{3+} , VO_3^- , CrO_4^- and Cl^- ; ions which change the composition

Card 1/6

The Effect of Some Ions on the Precipitation
of Uranyl Ferrocyanide From Aqueous Solutions

77753

SOV/75-15-1-15/29

of uranyl ferrocyanide: Zn^{2+} , Cu^{2+} , Ni^{2+} , Pb^{2+} ,
 Fe^{3+} , Th^{4+} , MoO_4^{2-} , PO_4^{3-} , SO_4^{2-} . The effect of copper
ions is shown in Table 1. Other results are shown
in Tables 2 and 4. There are 4 tables; and 9 refer-
ences, 1 Swiss, 8 Soviet.

SUBMITTED: May 9, 1959

2/6

The Effect of Some Ions on the Precipitation
of Uranyl Ferrocyanide From Aqueous Solutions

77753

SOV/75-15-1-15/29

Table 1. Results of amperometric titration of uranyl and copper solutions with ferrocyanide. (a) Taken (millimole); (b) molar ratio; (c) consumption of $K_4Fe(CN)_6$ (millimole); (d) molar ratio; (e) composition of the salt corresponding to the given ratio.

(a)		(b)	(c)	(d)	(e)
UO_2^{2+}	CO_3^{2-}	UO_2^{2+}/CO_3^{2-}		$UO_2^{2+} + CO_3^{2-}$	$Fe(CN)_6^{4-}$
0	0,01	0:1	0,0078	1,29	$K_4(UO_2)_2[Fe(CN)_6]_3$
0,01	0,1	1:10	0,0850	1,27	$K_4(Cu, UO_2)_2[Fe(CN)_6]_3$
0,01	0,05	1:5	0,0465	1,29	
0,01	0,02	1:2	0,0232	1,29	
0,01	0,01	1:2	0,0232	1,29	
0,01	0,01	1:1	0,0145	1,37	
0,01	0,01	1:1	0,0145	1,37	
0,01	0,01	2:1	0,0224	1,34	$K_3(Cu, UO_2)_2[Fe(CN)_6]_2$
0,03	0,01	3:1	0,0290	1,37	
0,05	0,01	5:1	0,0370	1,63	
0,10	0,01	10:1	0,0750	1,47	$K_2(Cu, UO_2)_2[Fe(CN)_6]_2$
0,15	0,01	15:1	0,0960	1,55	
0,20	-	6:0	0,0415	1,45	$K_2Cu[Fe(CN)_6]_2$
0,20	-	10:0	0,0663	1,51	
0,20	-	20:0	0,1280	1,56	
0,20	-	30:0	0,1940	1,55	

card 3/6

The Effect of Some Ions on the Precipitation
of Uranyl Ferrocyanide From Aqueous Solutions

77753
SOV/75-15-1-15/29

Table 2. Amperometric titration of uranium in the presence of Al, Cr, and Ce. (a) Taken (millimole); (b) molar ratio; (c) consumption; (d) remarks; (e) is not titrated; (f) the same; (g) titrating curves are distinct; (i) titrating curves are not distinct; (j) titrating curve not quite distinct.

(a)				(b)	(c)	(d)
Al ³⁺	Cr ³⁺	Ce ³⁺	UO ₂ ²⁺	Me ³⁺ /UO ₂ ²⁺	K ₁ Fe(CN) ₆ , ml	
—	—	—	0,01	0:1	0,80	
0,10	—	—		1:0	(i)	
0,50	—	—		5:0	(f)	
0,01	—	—	0,01	1:1	0,90	(g)
0,05	—	—	0,01	5:1	0,90	
0,10	—	—	0,01	10:1	0,88	
0,30	—	—	0,01	30:1	0,90	
0,50	—	—	0,01	50:1	0,90	
0,80	—	—	0,01	80:1	1,00	(i)
1,00	—	—	0,01	100:1	1,00	

Card 4/6

The Effect of Some Ions on the Precipitation
of Uranyl Ferrocyanide From Aqueous Solutions

77753
SOV/75-15-1-15/29

Table 2. Continued from Card 4/6

(a)				(b)	(c)	(d)
—	0,01	—	—	1:1	(e)	(f)
—	0,05	—	—	5:1	(f)	
—	0,01	—	0,01	1:1	0,85	
—	0,02	—	0,01	2:1	0,80	
—	0,03	—	0,01	3:1	0,80	
—	0,05	—	0,01	5:1	0,80	
—	—	0,005	—	0:0,5	(e)	
—	—	0,010	—	0:1	(f)	
—	—	0,0025	0,01	0,25:1	0,85	
—	—	0,0050	0,01	0,5:1	0,85	
—	—	0,010	0,01	1:1	0,85	
—	—	0,025	0,01	2,5:1	0,90	(g)
—	—	0,050	0,01	5,0:1	0,95	

Card 5/6

The Effect of Some Ions on the Precipitation
of Uranyl Ferrocyanide From Aqueous Solutions

77753

SOV/75-15-1-15/29

Table 4. Amperometric determination of uranium in the presence of vanadate (a) Take VO_3^- (millimole); (b) taken ... (millimole); (c) ratio ... (millimole), (d) consumption ... for titration (ml); (e) is not titrated; (f) the same.

(a)	(b) VO_3^-	(c) VO_3^- / UO_2^{2+}	(d) $K_4Fe(CN)_6$	(a)	(b) UO_2^{2+}	(c) VO_3^- / UO_2^{2+}	(d) $K_4Fe(CN)_6$, ml
—	0,010	0 : 1	0,80	0,03	0,010	8 : 1	0,75
0,02	—	2 : 0	(e)	0,08	0,010	8 : 1	0,80
0,08	—	8 : 0	(f)	0,16	0,010	16 : 1	0,85
0,20	—	20 : 0	» »	0,40	0,015	27 : 1	1,27
0,80	—	80 : 0	» »	0,40	0,15	27 : 1	1,25
0,04	0,010	4 : 1	0,80	0,40	0,010	40 : 1	0,85
0,04	0,010	4 : 1	0,80	0,40	0,010	40 : 1	0,90

Card 6/6

S/032/60/026/04/07/046
B010/B006

AUTHORS: Sochevanov, V. G., Shmakova, N. V., Martynova, L. T., Volkova, G.A.
TITLE: The Analytical Characteristics of an Anion Exchanger of the Type
EDE-10p 28

PERIODICAL: Zavodskaya laboratoriya, 1960, Vol. 26, No. 4, pp. 422 - 425

TEXT: The properties of an increased basic anion exchanger of the type EDE-10p prepared in the USSR were investigated. The elution constants of the chlorides of various elements were determined. It was found that the absorption of the EDE-10p exchanger is similar to that of the strong base German exchanger of type Wofatit L 150, so that the behavior of metal ions on the two exchangers may - to a certain extent - be expected to be identical. The elements investigated (Table) are divided into three groups, the nonabsorbable, the partly absorbable, and the easily absorbable elements. The tests were carried out using the exchanger in the G1-form and working in acid solutions. As an example, the separation of lead and zinc from a solution containing larger amounts of copper and iron is described. There are 1 figure, 1 table, and 13 references, 6 of which are Soviet.

Card 1/1

SOCHEVANOVA, M.M., SOCHEVANOV, V.G.

Complexometric analysis of ferruginous carbonate rocks. Zav.
lab. 26 no.5:543-545 '60. (MIRA 13:7)

1. Geologicheskii institut Akademii nauk SSSR i Vsesoyuznyy
institut mineral'nogo syr'ya.
(Iron ores--Analysis)

S/032/60/026/06/08/044
B010/B126

5.5400

AUTHORS: Lyubimova, L. N., Sochevanov, V. G.

TITLE: Polarographic Determination of High Concentrations of Elements

PERIODICAL: Zavodskaya laboratoriya, 1960, Vol. 26, No. 6, pp. 703 - 707

TEXT: A polarographic method of analyzing ore samples was devised, in which the metal to be determined (Zn, Cd, Pb, Ni, and Cu) could be present in the test solution in concentrations of from 0.005 to 0.25 M. Since the resistivity of the mercury in the capillary disturbs the determination with high concentrations, a special cell (Fig. 2) with low electric resistance was built. Examinations of the dependence between the current and the concentration showed that with concentrations of 0.005 - 0.25 M Ilkovič's equation is valid. It was established that copper and zinc are more easily determined from ammonium sulfate solutions (2 to 4 g/50 ml), and lead can also be found in the same weighed sample. In order to depress the "maxima" of copper and zinc, not only gelatine, but also two surface-active substances should be used, for example gelatine and methyl red. Copper is

Card 1/2

Polarographic Determination of High Concentrations of Elements S/032/60/026/06/08/044
B010/B126

determined at a polarization tension of 0.275 to 0.700 volts, and zinc at 1.0 to 1.5 volts. If lead is present, it is precipitated as lead sulfate, separated, and polarographized as acetate at pH~6 with the addition of gelatine. A comparative table shows that results of the same accuracy are obtained with the described method as with chemical methods. D.P. Shcherbov and I. I. Sagalovich are mentioned. There are 4 figures, 1 table, and 4 references: 3 Soviet and 1 French.

ASSOCIATION: Vsesoyuznyy nauchno-issledovatel'skiy institut mineral'nogo syr'ya (All-Union Scientific Research Institute for Raw Minerals) LH

Card 2/2

MARTYNOVA, L.T., DOCHEVANOV, V.G.

Polarographic determination of cadmium in ores. Zav.lab.
26 no.7:792-793 '60. (MIRA 13:7)

1. Vsesoyuznyy institut mineral'nogo syr'ya.
(Cadmium--Analysis)

ZHELEZNOVA, Ye.I.; SOCHEVANOV, V.G.; TITOV, V.I.; DERZHAVINA, N.G., red.
izd-va; IYERUSALIMSKAYA, Ye.S., tekhn. red.

[Methods for the determination of radioactive elements in
minerals] Metody opredeleniia radioaktivnykh elementov v
mineral'nom syr'ye. Sost. E.I.Zheleznova, V.G.Sochevanov, V.I.
Titov, Izd.2., dop. i perer. Moskva, Gos. nauchno-tekhn. izd-
vo lit-ry po geol. i okhrane nedr, 1961. 147 p. (MIRA 14:10)
(Minerals) (Radioactive substances)

BROBSKAYA, V.M.; LANSKOY, G.A.; SOCHEVANOV, V.G.

Interference of vanadium in the determination of uranium by means
of hydrosulfite-phosphate titrimetric and photometric methods.
Zhur.anal.khim. 16 no.2:185-190 Mr. Ap '61. (MIRA 14:5)
(Uranium--Analysis)
(Vanadium)

SOCHEVANOV, V.G.; SHMAKOVA, N.V.; MARTYNOVA, L.T.; VOLKOVA, G.A.

Increased sensitivity of the polarographic determination of
uranium in the presence of vanadium and phosphate ions. Zhur.
anal.khim.16 no.3:362-363 My-Je '61. (MIRA 14:6)
(Uranium—Analysis)
(Polarography)

LYUBIMOVA, L.N.; SOCHEVANOV, V.G.

Determination of uranium in uranium in ores and minerals by the
polarographic method. Radiokhimiia 4 no.6:701-706 '62.

(MIRA 16:1)

(Uranium—Analysis)

(Polarography)

S/032/62/028/001/001/017
B125/B138

AUTHORS: Lyubimova, L. N., and Sochevanov, V. G.

TITLE: Determination of titanium and iron in titanium-zirconium
and iron ores and -concentrates by the polarographic method

PERIODICAL: Zavodskaya laboratoriya, v. 28, no. 1, 1962, 15-17

TEXT: A method is suggested for the determination of high titanium and iron concentrations against a background of 5M H_3PO_4 and 1M H_2SO_4 . The procedure for determining the optimum composition of the sulfuric acid-phosphoric acid background has already been described (V. G. Sochevanov, Zhurnal obshchey khimii, 22, 1073 (1952)) in a study of the stability of zincate solutions. Solutions of this acidity with a maximum titanium concentration of 1 - 1.5 mg/ml, which are stable for several days, were also found suitable for determining iron. At titanium and iron concentrations between $1.5 \cdot 10^{-3}$ and $2.5 \cdot 10^{-2}$ M the amperage was linearly dependent on concentration. Titanium and iron can be determined with sufficient accuracy also at concentrations of 1:5 and 5:1. The substances Cr(VI),
Card 1/2

Determination of titanium and iron ...

S/032/62/028/001/001/017
B125/B138

Sn(II), Cu, As (III), Sb(III), Bi, U(IV), Mo(IV,V,VI), V(V), Cd(II) which were formed besides titanium and iron in an acid solution as well as some other substances, disturb the polarographic determination of titanium and iron. The elements zirconium, niobium and tantalum frequently occurring together with titanium have no disturbing effect. The analysis is fully described. Samples of titanium-zirconium ores and concentrates of up to 95% TiO_2 and up to 60% Fe_2O_3 were analyzed volumetrically and polarographically. The maximum determination error for TiO_2 is -1.3%, for Fe_2O_3 is +5.2%. There are 1 figure, 1 table, and 5 Soviet references. ✓

ASSOCIATION: Vsesoyuznyy institut mineral'nogo syr'ya (All-Union Scientific Research Institute of Mineral Raw Materials)

Card 2/2

SOCHEVANOV, V.G.

Effect of pH on the selectivity of complexometric analysis. Zav.lab.
29 no.5:531-536 '63. (MIRA 16:.)

1. Vsesoyuznyy nauchno-issledovatel'skiy institut mineral'nogo
syr'ya.
(Complexons) (Hydrogen-ion concentration)

L 63577-65 EWT(m)/EWP(b)/EWP(t) IJP(c) JD

ACCESSION NR: AP5012490

UR/0032/65/031/005/0541/0543
546.289 : 543.253

AUTHORS: Volkova, G. A.; Sochevanov, V. G. 16
B

TITLE: Polarographic determination of germanium in ores and concentrates 11

SOURCE: Zavodskaya laboratoriya, v. 51, no. 5, 1965, 541-543

TCPIC TAGS: polarographic analysis, germanium, distillation, carbonate/ Complexon III

ABSTRACT: A method is proposed for determining germanium by a combination of germanium distillation and final polarographic analysis in a solution containing a mixture of carbonate, bicarbonate, and Complexon III. Best results are obtained at a pH of 8-9. The method is applicable to analysis of ores and concentrates with Ge contents ranging from hundredths of a percent to 20%. The Ge-bearing sample is placed in a flask to which H_3PO_4 , HNO_3 , and H_2SO_4 are added, and is boiled under a glass cover for 5-10 minutes. The cover is removed, and heating is maintained until fumes of H_2SO_4 appear. Potassium permanganate is added to the cooled flask, which is attached to a distilling apparatus. At the condenser end a flask is placed in which NaOH, Complexon III, sodium sulfate, phenolphthalein, and water have been mixed.
Card 1/2

L 63577-65

ACCESSION NR: AP5012490

This end of the condenser must be submerged in an alkaline solution. HCl is added with a jet of air or hydrogen, and the vapor neutralizes the alkaline solution. Several drops of caustic soda are added until the color becomes rosy, then a drop or two of HCl is added, the color almost disappearing, and the carbonate mixture is added. This is followed by distilled water, and the mixture is shaken. After 10-15 minutes, polarographic analysis is made. Samples with Ce content ranging down to 0.000375% have been measured and compared with the colorimetric method. Variation in results ranges from 0.375 to 0.7%. Orig. art. has: 2 figures and 1 table.

ASSOCIATION: none

SUBMITTED: 00

ENCL: 00

SUB CODE: GC

NO REF SOV: 003

OTHER: 006

¹⁵
Card 2/2

SOCHEVANOVA, M.M.; SOCHEVANOV, V.G.

Theory for the use of complexons in the analysis of polymetallic systems. Zav. lab. 31 no.9:1058-1062 '65. (MIRA 18:10)

1. Institut geologicheskikh nauk AN SSSR i Vsesoyuznyy institut mineral'nogo syr'ya.

SOCHEVANOV, V. Ye., Physician

Cand. Med. Sci.

Dissertation: "Physiotherapy of Psychic Diseases."

11/9/50

Second Moscow State Medical Inst. imeni.

I. V. Stalin

SO Vecheryaya Moskva
Sum 71

SOCHEVANOVA, M. M.

2000

1958. Use of EDTA (disodium salt) for the rapid
determination of calcium and magnesium in lime-
stone and dolomite. M. M. Sochevanova (Inst.
Geol. Sci., USSR Acad. Sci., Zavad. Lab., 1956,
21 (6), 530-532.—The sample (0.5 g) of silicate or
carbonate is boiled with dil. HCl, the solution is
filtered, treated with NH₄Cl and methyl red
indicator, and the hydroxides are pptd. by the
addition of aq. NH₃ to the hot solution. After
filtration the solution is made up to 250 ml in a
calibrated flask. A portion (50 ml) is mixed with
50 ml of water, 30 ml of a buffer solution (20 g of
NH₄Cl dissolved in a small amount of water, mixed
with 100 ml of 25 per cent. aq. NH₃, and made up
to 1 litre) and titrated with 0.1 N EDTA (disodium
salt) in the usual way; the amount used corresponds
to the total Ca + Mg. In another portion (100 ml)
Ca is pptd. as oxalate and the Mg is titrated with
EDTA (disodium salt) in the usual way.

G. S. SMITH

PM

SOCHEVANOVA, M.M.

4

✓ Murexide, its properties as indicator, and method of its preparation. M. M. Sochevanova (Inst. Geol. Sci. Acad. Sci. U.S.S.R., Moscow). Zhurn. Anal. Khim. 11, 219-22 (1969). Murexide reacts with Ca to produce a red-colored sol. chelate. When this soln. is titrated with Trilon B, the latter combines with the Ca, liberating the amethyst-colored murexide base. The titration is carried out in an alk. medium. The color transition occurs at the equivalent point and is sharp. The method permits detn. of Ca in the presence of Mg. A simple procedure for synthesizing of murexide is outlined. M. Haseh.

1
PM

SOCHEVANOVA, M.M., SOCHEVANOV, V.G.

Complexometric analysis of ferruginous carbonate rocks. Zav.
lab. 26 no.5:543-545 '60. (MIRA 13:7)

1. Geologicheskii institut Akademii nauk SSSR i Vsesoyuznyy
institut mineral'nogo syr'ya.
(Iron ores--Analysis)

S/032/63/029/002/003/028
B101/B186

AUTHOR: Sochevanova, M. M.

TITLE: Use of complexometry to analyze silicate minerals

PERIODICAL: Zavodskaya laboratoriya, v. 29, no. 2, 1963, 143 - 146

TEXT: A rapid method of analyzing silicate minerals is proposed. The sample is fused with soda, the silicic acid precipitated with gelatin and determined gravimetrically. The sesquioxides are precipitated with urotropin. The precipitate is dissolved in HCl, Fe is either complexometrically determined with sulfosalicylic acid, or the sum of Fe + Al + Ti is titrated with complexone, then Al and Ti are removed with fluoride from the complex, titrated with xylenol orange, and Fe is determined from the difference. Ti is colorimetrically determined in an aliquot part of the solution with ascorbic acid or H_2O_2 . In the filtrate of the urotropin precipitate, Ca is determined in an aliquot part with murexide or fluorexane, in another the sum of Ca, Mg, and Mn is determined with chromogen black ET-00 or beryllon II IREA, in a third part Mn is colorimetrically determined with formaldoxime. A comparison of analyses of eruptive rocks made

Card 1/2

Use of complexometry to...

S/032/63/029/002/003/028
B101/B186

by the classical and by the rapid method shows good agreement. The rapid method takes 30 - 50 % of the time required for the classical method. There are 2 tables.

ASSOCIATION: Geologicheskii institut Akademii nauk SSSR (Institute of Geology of the Academy of Sciences USSR)

Card 2/2

SOCHEVANOVA, M.M.; SOCHEVANOV, V.G.

Theory for the use of complexons in the analysis of polymetallic systems. Zav. lab. 31 no.9:1058-1062 '65. (MIRA 18:10)

1. Institut geologicheskikh nauk AN SSSR i Vsesoyuznyy institut mineral'nogo syr'ya.

SOCHINIK, G. G.

Dissertation : --"Vietnam (Economicogeographic Features)." Cand Geog Sci,
Inst of Geography, Acad Sci USSR, 11 Jun 54. (Vechernyaya Moskva, Moscow, 2 Jun 54)

SO: Sum 318, 23 Dec. 1954

SOCHEVKO, G.G.

Agriculture in Vietnam and its distribution. Trudy Inst.geog.
no. 59:122-147 '54. (MIRA 8:5)
(Vietnam--Agriculture) (Agriculture--Vietnam)

SOCHEVKO, G.; TIKHOMIROV, V.P., otvetstvennyy redaktor; KOSTINSKIY, D.N.,
redaktor; NOGIMA, N.I., tekhnicheskiy redaktor.

[Vietnam, Cambodia, Laos] V'etnam, Kambodzha, Laos. Moskva, Gos.
izd-vo geogr.lit-ry, 1957. 30 p. (MLRA 10:4)
(Indochina)

SOCHEVKO, Gleb Grigor'yevich; ZABIROV, B.Sh., red.; PANOCHKINA, N.S.,
mladshiy red.; MAL'CHEVSKIY, G.N., red.kart; KOSHELEVA, S.M.,
tekhn.red.

[Vietnam] V'etnam. Moskva, Gos.izd-vo geogr.lit-ry, 1959.
148 p. (MIRA 12:12)
(Vietnam--Economic conditions)

SOV/81-59-16-58516

Translation from: Referativnyy zhurnal. Khimiya, 1959, Nr 16, p 412 (USSR)

AUTHORS: Lipovskaya, K.S., Voznesenskaya, Ye.V., Sochevko, T.I.

TITLE: The Investigation of Paraffin From Zhirnov Petroleum

PERIODICAL: Tr. Vses. n.-i. in-t po pererabotke nefti i gaza i polucheniya iskusstv. zhidk. topliva, 1958, Nr 7, pp 318-328

ABSTRACT: Samples of paraffin (P) with a m. p. of 55°C were investigated which had been separated from the refined distillate of the autol fraction of Zhirnov petroleum, and of low-melting paraffin (LP) with a m. p. of 36°C separated from the filtrate after deoiling of P. P and LP were divided into fractions by means of complex-formation with urea and adsorption on silica-gel and activated coal. The obtained fractions were analyzed by physical-chemical methods. It has been found that P contains (%) 87 n-paraffins, 12.4 isoparaffins and 0.6 monocyclic aromatic hydrocarbons (AH) with a small admixture of bicyclic AH; LP consists of 48.2 n-paraffins, 1.8 monocyclic AH and 50 of a concentrate of naphthene hydrocarbons. Spectral analysis of P, LP and the fractions confirmed the small content of AH in them.

Card 1/1

A. Ravikovich.

VOZNESENSKAYA, Ye.V.; SHAKHSUVAROVA, G.V.; SOCHEVKO, T.I.

Solubility of paraffins from Tuymazy petroleum in solvents used
for dewaxing and oil removal. Trudy VNII NP no.7:339-344 '58.
(MIRA 12:10)

(Paraffins). (Solubility)

L 390⁴⁴-66 EWT(m)/EPF(c)/EWP(j)/T DJ/RM

ACCESSION NR: AP5023506

UR/0318/65/000/008/0027/0030

665.521.4.061.54:678.049

AUTHOR: ⁴⁴Alekperov, K. A.; ⁴⁴Kusov, A. B.; ⁴⁴Lukashevich, I. P.; ⁴⁴Sochevko, T. I. ⁴⁶
⁴²
^B

TITLE: Resin mixture plasticizer made of extracts from selective purification of petroleum lubricating oils

SOURCE: Neftepererabotka i neftekhimiya, no. 8, 1965, 27-30

TOPIC TAGS: plasticizer, butadiene styrene rubber, synthetic rubber

ABSTRACT: Applicability of 340-400°, 400-450°, and 450-500°C fractions, of the prepurified distillate extract, their mixtures, and their blends with vacuum distillation residue (above 500°C) as plasticizer for resin mixtures based on non-plasticized SKS-30 butadiene-styrene rubber was studied. The individual fractions and the residue were obtained by vacuum distillation of phenol- and furfural extracts from distillate. The distillate extract was a product of the NPZ plant at Omsk. The object of this study was to develop a substitute for the PN-6 residual extract (vacuum distillation residue--above 500°C) and to assure a compliance of the substitute with the VTU 71-61 technical standard for the PN-6 extract. The base non-plasticized resin was prepared by rolling the following mixture (in weight

Card 1/3

L 3904-66

ACCESSION NR: AP5023506

4

units): SKS-30 rubber--100, stearic acid--2.0, zinc oxide--5.0, channel gas black--50, Altax--0.6, diphenylguanidine--0.75, and sulfur--2.0. After rolling the mixture was vulcanized for 10-80 min at $143 \pm 1^\circ\text{C}$. It was found that mixtures of narrow fractions of distillate extract with distillation residue can be used as plasticizer substitute for butadiene-styrene rubber. The effect of plasticizer substitute viscosity on tensile strength of SKS-30 vulcanized rubber (content of the channel gas black is 50 wt %, content of the softener is 20 wt %) is shown in fig. 1 of the Enclosure. The strength of the vulcanized rubber increases with increasing content of heavy aromatics and tar in the plasticizer. Orig. art. has: 1 figure, 2 tables.

ASSOCIATION: LTI im. Lensovet⁴⁴; MINKh i GP im. I. M. Gubkina⁴⁴

SUBMITTED: 00

ENCL: 01

SUB CODE: MT, FP

NO REF SOV: 007

OTHER: 005

Card 2/3

L 3904-66

ACCESSION NR: AP5023506

ENCLOSURE: 01

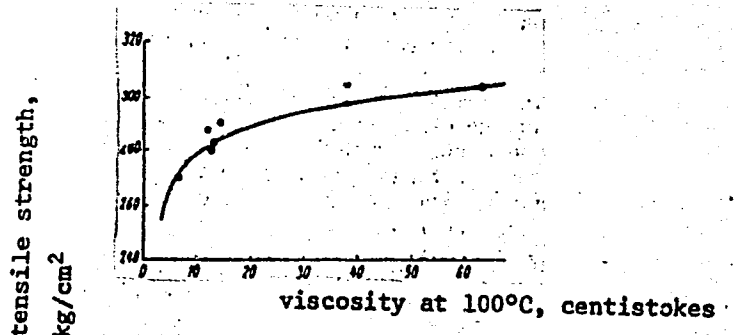


Fig. 1.

Beh

Card 3/3

SOCHILIN, B.G.; BLYUKHMAN, L.S.; YEROMENKOVA, Ye.I.; AZAROV, E.K.,
red.; SHERMUSHENKO, T.A., tekhn.red.

[Transition of Leningrad enterprises to a shorter workday]
Opyt perekhoda leningradskikh predpriatii na sokrashchennyi
rabochii den'. Leningrad, Lenizdat, 1960. 69 p. (MIRA 13:?)
(Leningrad--Hours of labor)

SOCHILIN, Boris Georgiyevich; LEPIN, E.A., red.

[Every enterprise should have a permanent labor force]
Kazhdomu predpriatiyu - stabil'nye kadry. Leningrad,
Lenizdat, 1964. 65 p. (MIRA 18:4)

SOCHILIN, B.

Pledges of Leningrad people and ways to carry them out. *Sot.g.trud* 6
no.3:95-102 Mr '61. (MIRA 14:3)

1. Nachal'nik otдела truda, zarabotnoy platy i rabochikh kadrov
soveta narodnogo khozyaystva Leningradskogo ~~ekonomicheskogo~~
administrativnogo rayona.

(Leningrad Economic Region--Socialist competition)

(Leningrad Economic Region--Industries)

YERMOLAYEV, A.M.; SOCHILIN, G.B.

Ground state two-electron atoms and ions. Dokl. AN SSSR
155 no. 5:1050-1053 Ap '64. (MIRA 17:5)

1. Leningradskiy gosudarstvennyy universitet im. A.A.Zhdanova
i Leningradskoye otdeleniye Matematicheskogo instituta im. V.I.
Steklova AN SSSR. Predstavleno akademikom V.A.Fokom.

ACCESSION NR: AT4041509

S/2910/63/003/01-/0167/0174

AUTHOR: Yermolayev, A. M. , Sochilin, G. B.

TITLE: An exact variational method for computation of the S-states in atoms with two electrons

SOURCE: AN LISSR. Litovskiy fizicheskiy sbornik, v. 3, no. 1-2, 1963, 167-174

TOPIC TAGS: S state, variational computation method, electron configuration, two electron atom, wave function, Hylleraas equation, variational wave function, helium

ABSTRACT: The variational method is based on Fock's investigation of the Hylleraas equation (Izv. AN SSSR, 18, 161, 1954), a nonrelativistic wave equation for a two-electron atom with infinitely heavy nucleus whose charge is Z. The variational wave function Ψ is chosen to be an analytic expression containing variable parameters. This function is chosen so that it represents the behavior of the exact wave function at the potential energy singularities and approaches the same asymptote at infinity. The coefficients of the exponential terms in the wave function expression are then decomposed into Fock's series. Each term of this series is a solution of a certain system of coupled equations on a four-dimensional sphere. The highest term can be determined exactly but the terms of lower order must be obtained from an approximate solution. The resulting variational wave

Card 1/2

ACCESSION NR: AT4041509

function contains arbitrary coefficients of a linear combination of 4-dimensional spherical functions of order $n = 1, 2, \dots, N + 1$ and accounts for those terms of the Fock's series which describe the behavior of the exact wave function in the vicinity of potential energy singularity. By introduction of auxiliary arbitrary coefficients, the total number of coefficients to be determined is decreased without changing the characteristics of the wave function. The standard Ritz procedure is used to obtain the final solution. An example in which the S state of the helium atom is computed is given. The variational wave function has 30 coefficients and gives a value of energy which could be obtained from a 40-parameter Kinoshita function (T. Kinoshita: Phys. Rev. 105, 1490, 1957 and 115, 366, 1959). The method, as presented in the paper, applies only to two-electron systems in S-states but can be generalized for multi-electron systems. Orig. art. has: 19 equations and 1 table.

ASSOCIATION: Leningradskiy gosudarstvennyy universitet im. Zhdanova (Leningrad State University); Leningradskoye otdeleniye Matematicheskogo instituta im. Steklova (Leningrad Branch of the Steklov Mathematical Institute)

SUBMITTED: 00

ENCL: 00

SUB CODE: NP

NO REF SOV: 003

OTHER: 002

Card

2/2

ACCESSION NR: AP4034536

S/0020/64/155/005/1050/1053

AUTHOR: Yermolayev, A. M.; Sochilin, G. B.

TITLE: Ground State of Two-electron Atoms and Ions

SOURCE: AN SSSR. Doklady*, v. 155, no. 5, 1964, 1050-1053

TOPIC TAGS: ground atomic state, two electron atom, two electron ion, S state, wave function, numerical computation, quantum mechanics

ABSTRACT: V. A. Fock (Izv. AN SSSR, ser. fiz. 18, 161 (1954)) has given a rigorous method for analysis of the S-state in the vicinity of the singular points. The present authors apply his method for numerical computation of the ground state of H^- , He, Li^+ , Be^{+2} , Be^{+3} , O^{+6} , and Ne^{+8} . The expansions used converge rapidly (they have about 30 parameters). The numerical computations were made with the BECM-2 computer of the computer Center of the Leningrad Division of the Mathematical Institute AN SSSR. "The authors are grateful to acad. V. A. Fock for discussions and comments, and to Yu. N. Demkov for discussions." Orig. art. has: no figures, 4 equations, 2 tables.

Card 1/2

ACCESSION NR: AP4034536

ASSOCIATION: Leningradskiy gosudarstvennyy universitet im. A. A. Zhdanova
(Leningrad State University); Leningradskoye otdeleniye Matematicheskogo instituta
im V. A. Steklova Akademii Nauk SSSR (Leningrad Division of the Mathematical
Institute Academy of Sciences, SSSR)

SUBMITTED: 27Nov63

DATE ACQ: 13May64

ENCL: 00

SUB CODE: NP

NO REF SOV: 003

OTHER: 007

Card 2/2

USSR/Chemistry - Halogeno-organic compounds

Q.

FD-2727

Card 1/1

Pub. 50 - 8/20

Authors

: Sochilin, Ye. G., Cand Chem Sci; Kaluzhskiy, A. A.

Title

: Production of chloroacetic acid by the oxidation of ethylene chlorhydrin

Periodical

: Khim. prom. No 5, 285-287, Jul-Aug 1955

Abstract

: In view of the fact that production of chloroacetic acid (which can be converted to fluoroacetic acid for rodenticides and is used in the synthesis of dyestuffs and drugs) is too expensive and complex when acetylene is used as a starting material, recommend that ethylene chlorhydrin derived from petroleum gas ethylene be oxidized to chloroacetic acid with nitric acid. State that they obtained an 83% yield of chloroacetic acid with the use of this procedure. Five references; 2 USSR, none prior to 1940.

Institution

: Leningrad Order of the Labor Red Banner Technological Institute imeni Lensovet

IVIN, B.S.; MEDAROV, V.I.; SOCHILIN, Ye.G.

New method for polyfluoropyramidine preparation. Zhur. ob Khim.
34 no.12:2120 D '64 (NIR 18:1)

Leningradskiy tekhnologicheskii institut imeni Lensoveta.

LYUMINARSKIY, B.M.; SOCHILIN, Ye.G.; IVIN, P.A.

Some arachidonic acid derivatives. Zhur. org. khim. 1
no.7:1335 01 '65.

(YIRA 18:11)

Leningradskiy tekhnologicheskii institut imeni Mendeleeva.

SOCHILINA, A.S.

~~Ephemeris~~ Ephemeris of Du-Toit-Neujmin-Delport's comet (1941 VII)
for 1958. Biul.Inst.teor.astron. 6 no.9:671-674 '58.
(MIRA 13:3)

(Comets--1941)

SHMAKOVA, M.Ya.; SOGHILINA, A.S.

Approximate determination of the circular orbit of an astroid.
Bul.Inst.teor.astron. 7 no.1:72-75 '58. (MIRA 13:4)
(Planets, Minor--Orbits)

SHMAKOVA, M.Ya.; SOCHILINA, A.S.

Elements of elliptic and circular orbits of unnumbered minor
planets. *BuI.Inst.teor.astron.* 7 no.1:76-77 '58.
(MIRA 13:4)

(Planets, Minor--Orbits)

69849
SOV/35-59-9-6931

3.1400

Translation from: Referativnyy zhurnal, *Astronomiya i Geodeziya*, 1959, Nr 9, p 9 (USSR)

AUTHOR: Sochilina, A.S.

TITLE: On the Accumulation of Errors During Numerical Integration in Certain Problems of Celestial Mechanics ✓

PERIODICAL: Byul. in-ta teor. astron. AS USSR, 1959, Vol 7, Nr 4, pp 281 - 286 (Engl. résumé)

ABSTRACT: V.F. Myachin has derived formulae (Ref 6930) for evaluating the accumulation of rounding errors during the numerical integration of the equations of motion in the two-body problem. If the integration of the equations of motion of the planet is started from perihelion, then, neglecting the effect of eccentricity, the formulae for the evaluation of the error at the k step of integration can be reduced to the following form (with $k > 200$):

$$\xi_k^{(1)} = 70.3 \rho k^{1/2},$$

$$\xi_k^{(2)} = 3 \rho k^{3/2},$$

Card 1/2 where ρ is the maximum rounding error in the calculation of the right- ✓

69849

SOV/35-59-9-6931

On the Accumulation of Errors During Numerical Integration in Certain Problems of
Celestial Mechanics

hand sides of the equations at each step, and the upper index is the number of co-ordinates (x, y, z). In order to check the formulae, special examples were examined. 1) The problem was solved of plane unperturbed motion with various initial data selected in such a way that there are exactly a hundred steps per one revolution. The results of the integration were compared with the values derived from formulae of elliptic motion, and their difference was taken to be the pure accumulation of rounding errors. 2) The coordinates of Jupiter, Saturn, and Uranus obtained by D.K. Kulikov during the integration of the equations of the VIII satellite of Jupiter for the period from 1930 to 1965 were compared with the coordinates of the same planets taken from the Astronomical Papers 1951, Vol 12. As a result of the study of these examples, it was found that the evaluation according to Myachin's formulae reflected the fluctuating character of the error and gave a slight overestimation (less than by 10 times). After 1,000 steps of integration, vanishes not over five digits on account of rounding errors. So Myachin's formulae are fully adequate for practical use.

S.G. Makover

Card 2/2

BATRANOV, Yu.V.; SOCHILINA, A.S.

Motion of the rocket carrier of the third Soviet artificial earth satellite (1958 α_1) and the magnitude of the oblateness of the earth. Biul. sta. opt. nabl. isk. sput. Zem. no. 7:6-12 '60. (MIRA 14:2)

1. Institut teoreticheskoy astronomii AN SSSR.
(Artificial satellites—Tracking)

S/035/62/000/007/008/083
A001/A101

3.2200

AUTHOR: Sochilina, A. S.

TITLE: Calculation of approximate positions of artificial Earth's satellites

PERIODICAL: Referativnyy zhurnal, Astronomiya i Geodeziya, no. 7, 1962, 16,
abstract 7A112 ("Byul. st. optich. nablyudeniya isskusstv. sputnikov
Zemli", 1960, no. 11, 12 - 16)

TEXT: The author describes a method of calculating approximate positions
of artificial Earth's satellites for the case when the osculating elements of a
satellite at a certain instant are known, as well as the coordinates of the ob-
serving station. There are 5 references.

R. Ye.

[Abstracter's note: Complete translation]

Card 1/1

✓
B

SOCHILINA, A.S.

Calculating ephemerides of artificial earth satellites. Biul.Inst.
teor.astron. 8 no.2:153-163 '61. (MIRA 14:4)
(Artificial satellites--Tracking)

h256h

S/816/61/000/024/002/003

11-16

AUTHORS: Makover, S. G., Gontkovskaya, V. T., Kochina, N. G., Sochilina, A. S.,
and Subbotina, N. S.

TITLE: Investigation of the motion of the second Soviet artificial earth satellite
(Sputnik II or 1957 β).

SOURCE: Akademiya nauk SSSR. Astronomicheskii sovet. Byulleten' stantsiy
opticheskogo nablyudeniya iskusstvennykh sputnikov Zemli. no. 24.
1961, 11-16.

TEXT: This is a presentation of the results of calculations of the orbit elements
of Sputnik II from November 1957 to March 1958, based on visual tracking data, as
used in the short-range prediction of the ephemerides. The method employed is out-
lined in the paper by Makover, S. G., The orbit determination of artificial earth
satellites. Byulleten' stantsiy ... no. 24, 1961, 3-11 (Abstract S/816/61/000/024/-
001/003). Computations were performed on the БЭСМ (BESM) electronic high-
speed computer of the AS USSR Computing Center (A. A. Dorodnitsin, Director);
all preparatory work was done at the State Astronomical Institute imeni Shternberg,
(D. Ya. Martynov, Director). The computation program comprised the following
specific steps: (1) Computation of the instantaneous orbit elements for the time of
* given observation; (2) computation of the rectangular satellite coordinates from

Card 1/3

S/816/61/000/024/002/003

Investigation of the motion ...

the formulas of its elliptical motion; (3) computation of the local sidereal time and the rectangular coordinates of the observation station; (4) computation of the spherical equatorial coordinates of the satellite and comparison between calculated and observed coordinates; (5) computation of the coefficients of tentative equations, and (6) computation of the corresponding component coefficients for the normal equations. Computational stages (1) through (6) were performed consecutively for each observer, resulting in the ultimate coefficients of the normal equations. The following operations were then performed: (7) Determination of corrections to the elements as obtained from the solution of the system of normal equations, and determination of an improved system of elements; (8) determination of weight factors for each unknown. An entire cycle of orbit improvement from 100 observations required only one minute of machine time. Upon completion of all computations including stages (1) through (8), the entire computational cycle was repeated until convergence of the successive approximations was achieved (usually, 5 to 6 cycles). An additional computation was made of the so-called "variations," i. e., the changes of the right ascension and declination of the satellite due to an assumed 1-second error in the time determination by the observer; this variation was found to be useful in the analysis and reconciliation of differences between observational values and theory. Elimination of gross errors, e. g., incorrect time readings, mistaken identities of reference stars, etc., was achieved by eliminating any observation with a

Card 2/3

Description of the motion ...

S/016/61/000/024/002/003

coordinate error of more than a given limit (15° in the first improve-
ment cycle, down to 5° in the last cycle). The observations used came primarily
from the Soviet satellite-observations tracking network and consisted of
right ascension and declination data referred to the epoch 1950.0; the nominal
accuracy was assumed to be $0^s.1$, time accuracy $0^s.1$. However, even
after elimination of gross errors, the actual mean-square accuracy of a single ob-
servation was $2^s.0$, possibly attributable primarily to bad time keeping. Initially,
data were reported via the Astronomicheskii sovet (Astronomical Council), AS
USSR, later directly by telegraph. Some foreign observations were used, but most
arrived too late for inclusion. A few high-accuracy photographic observations made
at Pulkovo, Paris, etc., and elsewhere were included. As a by-product, the differ-
ence between the observed and the computed coordinates of the satellite were used
to grade the quality of the data provided by each station. Numerical results are
presented in tables; there is 1 Soviet (only) reference.

4550-11-11-61 Institut teoreticheskoy astronomii AN SSSR (Institute of Theoret-
ical Astronomy, AS USSR).

SUBMITTED: July 6, 1961.

Card 1/3

L2703

32200

S: 616/61/000/024/003/003

A. A. ... and Soshilina, A. S.

Summary orbit elements of the capsule of the fourth Soviet artificial satellite. (Continued)

... Byulleten' ... no. 24, ...

A summary of the system of osculation orbit elements of the capsule of the Spuzhnik IV from June 1960 through June 1961, as obtained from visual observations. ... The following elements are reported: t_0 - the osculation epoch of the elements, Ω - the right ascension of the node; ω - the perigee-to-node distance; M_0 - the mean anomaly at the time t_0 ; τ - the angle of the orbit eccentricity; \bar{n} - the mean 24-hour rotation of the satellite; and i - the orbit inclination relative to the equatorial plane. All elements are referred to the true equator and the equinox of the time of observation. The secular perturbation coefficients are also provided. The value of the ... computations were performed on the BESM (BESM)

Preliminary orbit elements of the capsule ...

S/816,61/000/024/003/003

computer of the Computing Center of the AS USSR according to methods developed at the Institute of Theoretical Astronomy of the AS USSR. There is 1 three-page table. X

ASSOCIATION: Institut teoreticheskoy astronomii AN SSSR (Institute of Theoretical Astronomy, AS USSR).

SUBMITTED: August 19, 1961.

Card 2/2

SOCHILINA, A.S.

S/511/61/008/002/004/004
B163/B186

AUTHOR: Sochilina, A. S.

TITLE: The computation of ephemerides of artificial satellites of the earth

SOURCE: Akademiya nauk SSSR. Institut teoreticheskoy astronomii. Byulleten'. v. 8, no. 2(95), 1961, 153 - 163

TEXT: When ephemerides of satellites are compiled it is important to check whether the following conditions for visibility from a given observatory are fulfilled: (1) the sun must be at least 6° below the horizon, (2) the satellite must be above the horizon, (3) the satellite must not be in the earth's shadow. An analytical expression is derived, from which the limits of the observable part of the orbit, limited by these conditions, can be determined. An advantage of the proposed method as compared with earlier methods published by other authors is that it lends itself to an easy computation using an electronic high-speed computer. Further equations are given which are used for computing the time of passage of the satellite through the point of maximal height and through the meridian of

Card 1/2

The computation of ephemerides ...

S/511/61/008/002/004/004
B163/B186

the position of the observatory. The computing procedure is demonstrated with an example. First the times of 6^o morning and evening crepusculum are computed, then the values u_1 and u_2 of the argument of latitude corresponding to the points of intersection of the orbit with the horizontal plane, and their arithmetical mean u_m . For the corresponding time T^* , the calculation of the arguments u_1, u_2, u_m is repeated. Subsequently a check is made that during this time the satellite is illuminated by the sun, and the limits u_3, u_4 of the illuminated part of the orbit are computed approximately. Then the times T_3 and T_4 are computed, which correspond to the highest point of the orbit and the corrected u_m , and the horizontal spherical coordinates for the times T_3 and T_4 . For the next revolution the computing procedure is analogous. The calculations were performed with the electronic computer БЭСМ(BESM). 1 or 2 minutes were sufficient to calculate the ephemerides for 5 days. There are 3 figures and 9 tables.

Card 2/2

SOCHILINA, A.S.

Some changes in the method for improving orbits of artificial earth satellites. Biul. Inst. teor. astron. 9 no.1: 11-14 '63. (MIRA 16:8)

SOCHILINA, A.S.

Improvement of orbital elements of artificial earth satellites.
Blul.Inst.teor.astron. no.5:310-322 '63. (MIRA 17:4)

L 27210-65 EEO-2/EWT(d)/FBD/FSF(h)/FSS-2/EWT(1)/FS(v)-3/EEC(k)-2/ENG(s)-2/EWA(a)/EEC(t)/
 ENG(v)/ T/EEC(c)-2/EED-2/EED(b)-3 Pn-l/Po-l/Pe-5/Pq-l/Pac-l/Pg-l/Pae-2/Pi-l/
 Pk-l/P1-l IJP(c) TT/G/WK S/2816/63/000/032/0029/0031

ACCESSION NR: AT5003544

AUTHOR: Sochilina, A. S.

TITLE: Determination of the orbital elements of the satellite 1958 δ_1 from photographic observations ¹³

SOURCE: AN SSSR. Astronomicheskii soviet. Byulleten' stantsiy opticheskogo nablyudeniya iskusstvennykh sputnikov Zemli, no. 32, 1963, 29-31

TOPIC TAGS: artificial satellite, satellite orbit; satellite tracking/ 1958 δ_1 satellite ¹¹

ABSTRACT: It is difficult to obtain accurate elements for satellites with perigee distances of 200-250 km, because of the atmospheric effect that must be determined empirically from satellite observations. Air resistance is maximal on average diurnal movement, and consequently on the position of the satellite in its orbit. Many observations show that daily movement may be represented completely for time by the relation $\bar{n} = \bar{n}_0 + 2n'(t-t_0) + 3n''(t-t_0)^2$ in an interval not exceeding 7-10 days, where n' and n'' (so-called acceleration of daily movement) are determined from observation. Observational accuracy is on the order of 0.5° . For good

Card 1/2

L 27210-65

ACCESSION NR: AT5003544

accuracy then, intervals shorter than 7-10 days should be used, but n' and n'' are poorly determined in short intervals. It is therefore proposed that all elements, including n' and n'' , be determined at an interval of 10 days at t_0 . Then all elements except n' and n'' are redetermined for 2-day periods during that interval. If the observations are at an angle less than 20° to the geocentric arc of the orbit, however, all values are poorly determined. It is then best to exclude inclination of the orbit, the perigee longitude, and the orbital eccentricity. To test this, the author processed all photographic observations of satellite 1958 δ , in addition to some visual observation for July-November 1958. The true equatorial plane was used for computation. Longitude was computed from a point displaced from the mean equinoctial point at an angle equal to the precession in right ascension for the period $t - 1950.0$. Results are furnished in a table. Orig. art. has: 1 table.

ASSOCIATION: none (but article not complete)

SUBMITTED: 16Oct62

ENCL: 00

SUB CODE: SV, DC

NO REF SOV: 000

OTHER: 002

Card 2/2

L 37672-65 FSE(h)/ENT(1)/FS(τ)-3/EEC(k)-2/EWA(d) ~~Pa-2~~ ~~CN~~

S/3126/63/000/002/0064/0079

ACCESSION NR: AT5004162

AUTHOR: Czebotariw, G. A. (Chebotarev, G. A.); Makarowa, J. N. (Makarova, Ye. N.); Soczylina, A. S. (Sochilina, A. S.)

34
B11

TITLE: Determination of orbits and computation of the ephemerides of artificial earth satellites

SOURCE: Nablyudeniya iskusstvennykh sputnikov Zemli, no. 2, 1963. Warsaw, PAN, 1963, 64-79

TOPIC TAGS: artificial earth satellite, artificial satellite observation, satellite ephemeris, artificial satellite orbit

ABSTRACT: Basic formulas intended for reference use at artificial earth satellite observation stations are reviewed. Section 1 discusses the two-body problem and the use of Kepler's laws; Section 2 presents the Gauss method for preliminary determination of artificial earth satellite orbits in the modification proposed by G. M. Bazhenov (*Byulleten' Instituta teoreticheskoy astronomii, Vol. VII, No. 10, 93, 1960*); Section 3 gives the Laplace method for determining the initial orbit as developed by French astronomers (F. Barbier, *Proceedings of the Second International Space Science Symposium, Florence, 1962, p. 83* and J. Kovalevsky,

Card 1/3

L 37672-65
ACCESSION NR: AT5004162

0
Space Science Reviews, Vol. I, No. 2, October, 1962, p. 313 and Space Research, Vol. II, 1962, p. 91); Section 4 gives a discussion of the influence of the earth's flattening on the motion of an artificial satellite, including the Lagrange formulas; Section 5 is devoted to first-order perturbations for the case of small eccentricities where the Lagrange Formulas are not applicable and based on work by G. A. Chebotarev (*Byull. ITA, Vol. IX, No. 1, 104, 1963*); Section 6 discusses first order perturbations using a variant of the Lagrange formulas as presented by Y. Kozai (*Astronomical Journal, Vol. 64, No. 9, 1959*); Section 7 presents formulas for use in improvement of an orbit on the basis of the materials in the above-cited paper by Chebotarev; Section 8 considers orbital improvement with formulas for use in a general case; Section 9 very briefly considers the influence of atmospheric resistance on satellite motion; Section 10 discusses the appropriate coordination system to be used in reduction of observations; Section 11 gives a procedure for computation of ephemerides of artificial satellites as presented by A. S. Sochilina (*Byull. ITA, VIII, No. 2, 95, 1961*). Orig. art. has: 100 formulas.

ASSOCIATION: none

Card 2/3

KARBYSHEV, D.M., Geroy Sovetskogo Soyuza, prof., doktor voennykh nauk, general-leytenant inzh. voysk[deceased]; GOLDOVICH, A.I., general-leytenant inzh., voysk v otstavke, red.; PLYASKIN, V.Ya., V.Ya., general-leytenant inzh. voysk, red.; LEOSHENYA, Ye.V., general-leytenant inzh. voysk v otstavke, red.; SOCHILOV, M.F., general-mayor inzh. voysk v otstavke, red.; AFANAS'YEV, D.M., polkovnik v otstavke, red.; BORISOV, D.S., polkovnik zapasa, red.; TORPOV, K.V., inzh.-polkovnik v otstavke, red.; SHOR, D.I., inzh.-polkovnik v otstavke, red.; SHEVCHUK, M.K., podpolkovnik zapasa, red.; ROSSAL, N.A., polkovnik, red.; SOKOLOVA, G.F., tekhn. red.

[Selected scientific work]Izbrannye nauchnye trudy. Moskva, Voenizdat, 1962. 703 p. (MIRA 16:3)
(Military engineering)

S/124/63/000/003/021/065
D234/D308

AUTHORS: Zhivotovskiy, L. S., Karlin, B. I., Lopatin, N. A.,
Platonov, V. A., Sochilov, V. V. and Buyevich, V. A.

TITLE: Calculation of head loss due to friction in a hori-
zontal pulp duct

PERIODICAL: Referativnyy zhurnal, Mekhanika, no. 3, 1963, 111, ab-
stract 3B691 (Gidrotekhn. str-vo, 1962, no. 10, 45-49)

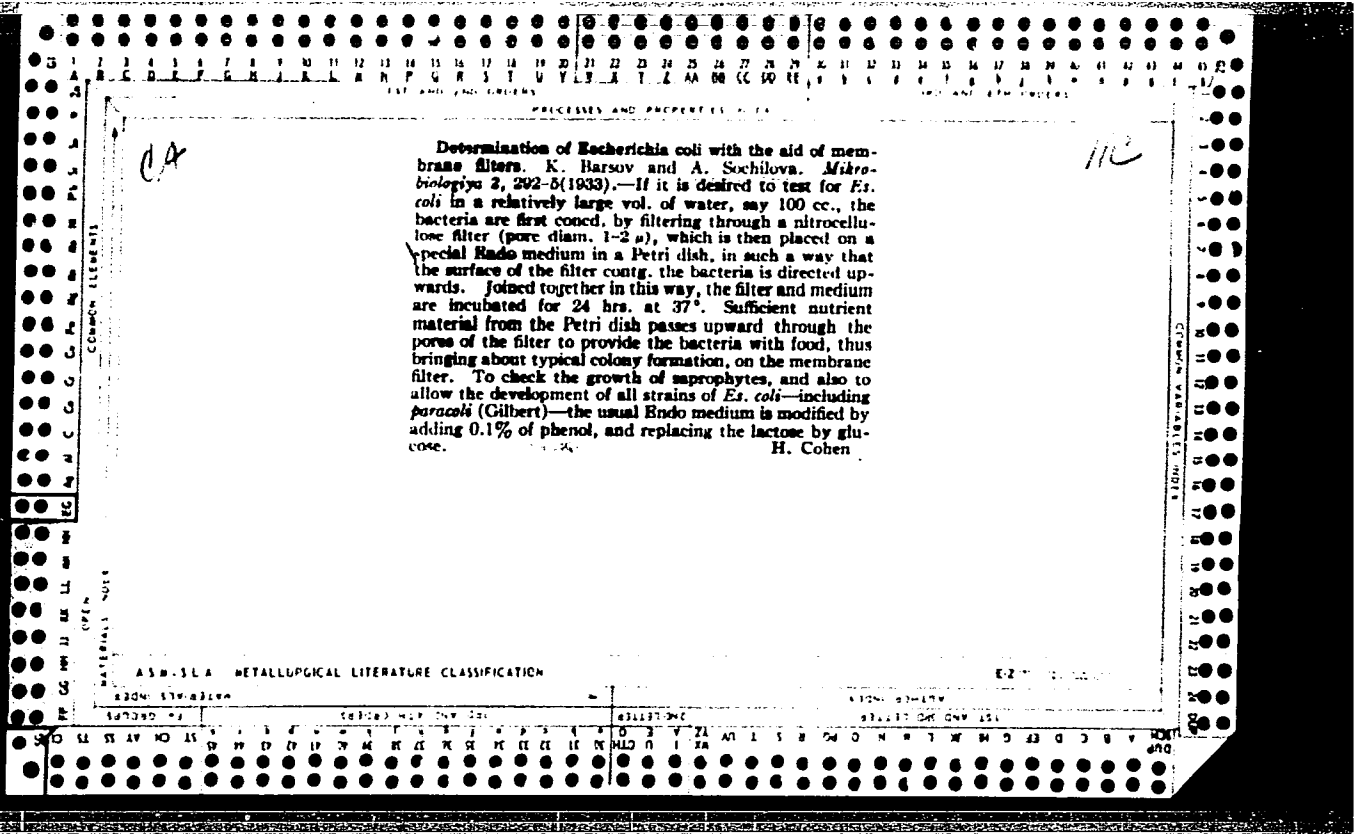
TEXT: Different results obtained in calculating the head loss of
a suspension of solids in water from different formulas induced
the authors to make field tests using pulp ducts 405-610 mm in.
diameter. The solid phase is represented by sands containing se-
veral size-fractions, and by fine gravel. Empirical constructions
are based on Dyuran's parameters. The authors use these parameters
for soils containing a range of grain sizes. [Abstracter's note:
Complete translation.]

Card 1/1

SOCHILOV, V.V., inzh.

Calculation of pressure loss at localized points of resistance in
the transportation of a water-borne mixture. Gidr.stroi. 32
no.7:39-40 J1 '62. (MIRA 15:7)

(Hydraulic conveying)



Determination of Escherichia coli with the aid of membrane filters. K. Harsov and A. Sochilova. *Mikrobiologiya* 2, 292-5(1933).—If it is desired to test for *Es. coli* in a relatively large vol. of water, say 100 cc., the bacteria are first concd. by filtering through a nitrocellulose filter (pore diam. 1-2 μ), which is then placed on a special Endo medium in a Petri dish, in such a way that the surface of the filter contg. the bacteria is directed upwards. Joined together in this way, the filter and medium are incubated for 24 hrs. at 37°. Sufficient nutrient material from the Petri dish passes upward through the pores of the filter to provide the bacteria with food, thus bringing about typical colony formation, on the membrane filter. To check the growth of saprophytes, and also to allow the development of all strains of *Es. coli*—including *paracoli* (Gilbert)—the usual Endo medium is modified by adding 0.1% of phenol, and replacing the lactose by glucose.

H. Cohen

SOCHILOVA, A.A.; BUYANOVSKAYA, I.S.; KENINA, A.Ye.; DMITRIYEVA, V.S.; FURER,
N.M.; BELYAYEVA, L.A.; KUVSHINOVA, Ye.V.; VAKULENKO, N.A.; ZAMUKHOV-
SKAYA, A.N.; LEONOVA, A.G.

Agar diffusion method for determining the activity of antibiotics.
Trudy VNIIA no.1:10-26 '53. (MLRA 8:1)
(Antibiotics--Testing) (Bacteriology--Culture and culture media)

SOCHILOVA, A.A., kandidat biologicheskikh nauk.

Sterility test of penicillin inactivated with hydroxylamine hydrochloride. Trudy VNIIA no.1:50-55 '53. (MLBA 8:1)
(Penicillin) (Hydroxylamine)

SOCHILOVA, A.A., kandidat biologicheskikh nauk.

Ultrafiltration method for testing the sterility of antibiotics.
Trudy VNIIA no.1:55-59 '53. (MIRA 8:1)
(Antibiotics--Testing) (Filters and filtration)

SOCHIN, P. [Sochyn, P.]

Health currents. Znan. ta pratsia no.10:9 0 '61.
(MIRA 14:8)

(MEDICAL ELECTRONICS)

SOCHINSKIY, A.

"Technical and economic problems in the design and modernization
of printing machinery" by L.M.Kheifets. Reviewed by A.Sochinski.
Mashinostroitel' no.2:45 F '63. (MIRA 16:3)

(Printing machinery and supplies) (Kheifets, L.M.)

MAREVICH, N.V.; TRAVIN, A.B.; SOCHINSKIY, A.A., akademik.

Tendency of the petrographic types of coal of the Prokop'evsk deposits of the Kuznetsk Basin toward spontaneous combustion. Izv. AN SSSR Otd. tekhn. nauk no. 8:1110-1117 Ag '53. (MLRA 6:8)
(Prokop'evsk--Coal) (Combustion, Spontaneous)