

2/17/59/100/10/00/00
8091/3094

A Plane Theory of the Hydrodynamic Theory of Surface Lubrication

A numerical analysis is given for an adiabatic process (4.1) and an isothermal process (4.2) (Equations (5.2) and (5.1) respectively). On the basis of equations (4.9), (4.7), (5.1) and (5.2) the graphs of P and ω are constructed showing the dependence of carrying capacity

$P = \sqrt{P_x^2 + P_y^2}$ and angle ω (Fig 1) on θ (Eq. (5.1) and (5.2)).

Calculations show that for $\theta = 0.7$ the correction to P introduced by the second approximation amounts to less than 1% of the value of P calculated by the first approximation. The following conclusions are drawn from the equation and graphs:

- 1) The direction of leading asymptotes to the line of centers of bearing rotation varies and coincides with increase of the leading angle. It is almost independent of the value of the gap.
 - 2) The carrying capacity of the bearing does not increase without limit with increase in rotation velocity, since $P \rightarrow \text{const}$ as $\theta \rightarrow 1$.
- The carrying capacity can be effectively increased by increasing the relative eccentricity, the diameter of the

Card
3/4

1057

С.И.П. 35/000/00100/000
2001/01/01

A Plane Problem in the Hydrodynamic Theory of Gaseous Lubrication
bearing and the quantity of lubricant. 3) The carrying
capacity is higher when the gas is in the adiabatic
state than when it is isothermal.
There are 3 figures and 2 Soviet references.

Card
L/L

ASSOCIATION: Мордовский государственный университет
(Mordovian State University)

SUBMITTED: January 16, 1979

7

26.2182

S/179/60/000/04/006/027
E031/E135

AUTHOR: Snopov, A.I. (Saransk)

TITLE: The Calculation of Heat Transfer in the Plane Problem of a Gaseous Lubricant

PERIODICAL: Izvestiya Akademii nauk SSSR, Otdeleniye tekhnicheskikh nauk, Mekhanika i mashinostroyeniye, 1960, No 4, pp 35-40

TEXT: The case of the plane motion of a viscous gas between two rotating coaxial cylinders has been considered by Stepanyants (Ref 1) and Grodzovskiy (Ref 2). In this paper the cylinders are assumed to be not coaxial, and the gap between them is small. The motion is established, and the temperature is not assumed to be high. Non-dimensional variables are introduced. The temperature on the inner cylinder is assumed constant. On the outer cylinder, (bearing), the distance from the centre of the inner cylinder r is expressed as $r = r_1 + e \cos \varphi$, where r_1 is the radius of the outer cylinder and φ is the azimuthal angle. The equations have a singularity when $e = r_1 - r_0$ (r_0 is the radius of the inner cylinder), and this is removed by a change of variables.

✓B

Card 1/2

SMOPOV, A. I., Cand. Phys-Math. Sci. (diss) "Plane Task of Hydrodynamic Theory of Gas Lubrication." Saratov, 1961. 8 pp. (Saratov State Univ) 175 copies (KL Supp 18-61, 253).

СНОПОВ, А.И.; ЧАЙКИНА, Т.И. (Rostov-on-Don)

"Heat transfer effects in a gas-bearing"

Report presented at the 2nd All-Union Congress on Theoretical and Applied Mechanics, Moscow 29 Jan - 5 Feb 64.

2

L 09001-67 EWT(d)/EWP(e)/EWP(v)/EWP(k)/EWP(l) IJP(c)

ACC NR: AP6012157

SOURCE CODE: UR/0413/66/000/007/0073/0073

AUTHORS: Shalikhov, G. S.; Kondrashova, G. P.; Volkov, Ye. S.; Medov, B. P.;
Sidnov, N. F.; Luts'ko, S. P.; Snopov, G. A.

45

ORG: none

TITLE: Magnetic flaw detector. Class 42, No. 180391

SOURCE: Izobreteniya, promyshlennyye obratzsy, tovarnyye znaki, no. 7, 1966, 73

TOPIC TAGS: flaw detection, magnetic amplifier, magnetic method

ABSTRACT: This Author Certificate presents a magnetic flaw detector containing a power transformer, electromagnets, a capacitor, and rectifiers through which pulsed discharge of the capacitor is produced, and an automatic circuit controlling the rectifier triggering. Longitudinal magnetization in the automatic circuit is produced by electromagnets, and circular magnetization--by the gating of the pulsed current. To check parts of any size or form with subsequent total demagnetization, the controlled rectifiers are in the form of opposing controlled semiconductor diodes and are connected in the transformer primary and secondary circuits. The control electrodes of the primary diodes are connected to the

UDC: 620.179.141.1/.2-

Card 1/2

L 09001-67

ACC NR: AP6012157

capacitor discharge circuit. The control electrodes of the secondary diodes are connected to the automatic circuit. To establish the required strength of the magnetization current and the reversing frequency of the demagnetization current, the automatic circuit contains magnetic amplifiers whose outputs are connected to the control electrodes of the transformer secondary, and the input windings—with a potentiometer.

SUB CODE: ^{13, 14,}~~26, 28,~~ 09/ SUBM DATE: 31Dec64

Card 2/2 nst

L 46685-66 EWT(1)/EWP(m)/EWT(m)/T WW/ DJ

SOURCE CODE: UR/0421/66/000/003/0132/0134

ACC NR: AF6020735

AUTHOR: Snopov, A. I. (Rostov-na-Donu, Khabarovsk); Chaykin, V. A. (Rostov-na-Donu, Khabarovsk)
ORG: none

TITLE: Contribution to the hydrodynamic theory of the gas spherical ball bearing³

SOURCE: AN SSSR. Izvestiya. Mekhanika zhidkosti i gaza, no. 3, 1966, 132-134

TOPIC TAGS: gas lubricated bearing, ball bearing, hydrodynamic bearing

ABSTRACT: This is a continuation of earlier work by the authors (Materialy XVI nauchnoy studencheskoy konferentsii, Izd. Rostovskogo un-ta, 1963, pp 40-44; Izv. AN SSSR, OTN, Mekhanika i mashinostroyeniye, 1959, no. 6, pp. 14-20) dealing with gas-lubricated spherical ball bearings.³

A solution is obtained for stationary isothermal motion of viscous gas between a stationary sphere and an eccentric ball contained in it and rotating at constant angular velocity. The authors improve the convergence of the previously derived series expansion obtained for the pressures by a method of separating the singularities. Certain conclusions are drawn from the results regarding the load on the bearing and the relative directions of the torque, rotation axis, the line joining the centers of the spheres, and the load vector in the case of low and high bearing speeds. Orig. art. has: 1 figure and 9 formulas.

SUB CODE: 20/13/ SUBM DATE: 14 Jun 65/ ORIG REF: 002/ OTH REF: 001

Card 1/1 hs

ACCESSION NR: AR4039242

S/0269/64/000/004/0073/0073

SOURCE: Ref. zh. Astronomiya, Abs. 4.51.491

AUTHOR: Kovalvskiy, A. F.; Reznikov, I. V.; Snopov, N. G.; Osharov, A.; Zhuravlev, V. K.

TITLE: Certain data on the distribution of chemical elements in the soils and plants of the area of falling of the Tunguska meteorite

CITED SOURCE: Izv. Tomskogo otd. Geogr. o-va SSSR, Betatron. labor. Tomskogo med. in-ta, v. 5, 1963, 125-133

TOPIC TAGS: meteorite, Tunguska meteorite, astronomy, geochemical anomaly, geobotany

TRANSLATION: The spectral analysis method was used to determine the concentration of a number of elements in order to determine geochemical anomalies in the distribution of certain chemical elements in the soils and vegetation at the site of falling of the Tunguska meteorite which could be associated with

Card 1/2

L 1958Q-63 EWP(q)/EWT(m)/EWP(B)/BDS AFFTC/ASD/ESD-3 JD/WH/MLK(a)
ACCESSION NR: AP3007622 S/0286/63/000/011/0021/0021

AUTHOR: Pozdnyakov, P. G.; Rakhmaninov, S. V.; Snopov, Yu. S. ^{AB}

TITLE: Quartz oscillator. Class 21, No. 154889

SOURCE: Byul. izobret. i tovarn. znakov, no. 11, 1963, 21

TOPIC TAGS: quartz oscillator, oscillator, piezoelectric crystal,
piezoelectric crystal oscillator, crystal oscillator

ABSTRACT: This Author Certificate introduces a quartz oscillator with all of its elements contained inside an evacuated glass envelope (see Fig. 1 of Enclosure). To simplify design and reduce overall dimensions, the printed-circuit portions of the oscillator were deposited directly on the surface of the piezoelectric crystal on sectors of low piezoelectric charge density and low elastic deformation. Orig. art. has: 1 figure.

ASSOCIATION: none

Card 1/3

L-19580-63

ACCESSION NR: AP3007622.

SUBMITTED: 12Nov60

DATE ACQ: 16Oct63

ENCL: 01

SUB CODE: GE, SD

NO REF SOV: 000

OTHER: 000

Card 2/3

L 19580-63

ACCESSION NR: AP3007622

ENCLOSURE: 01

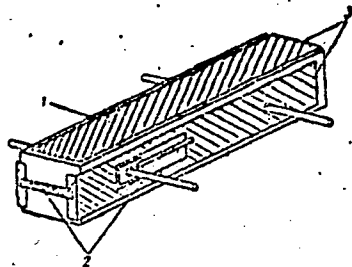
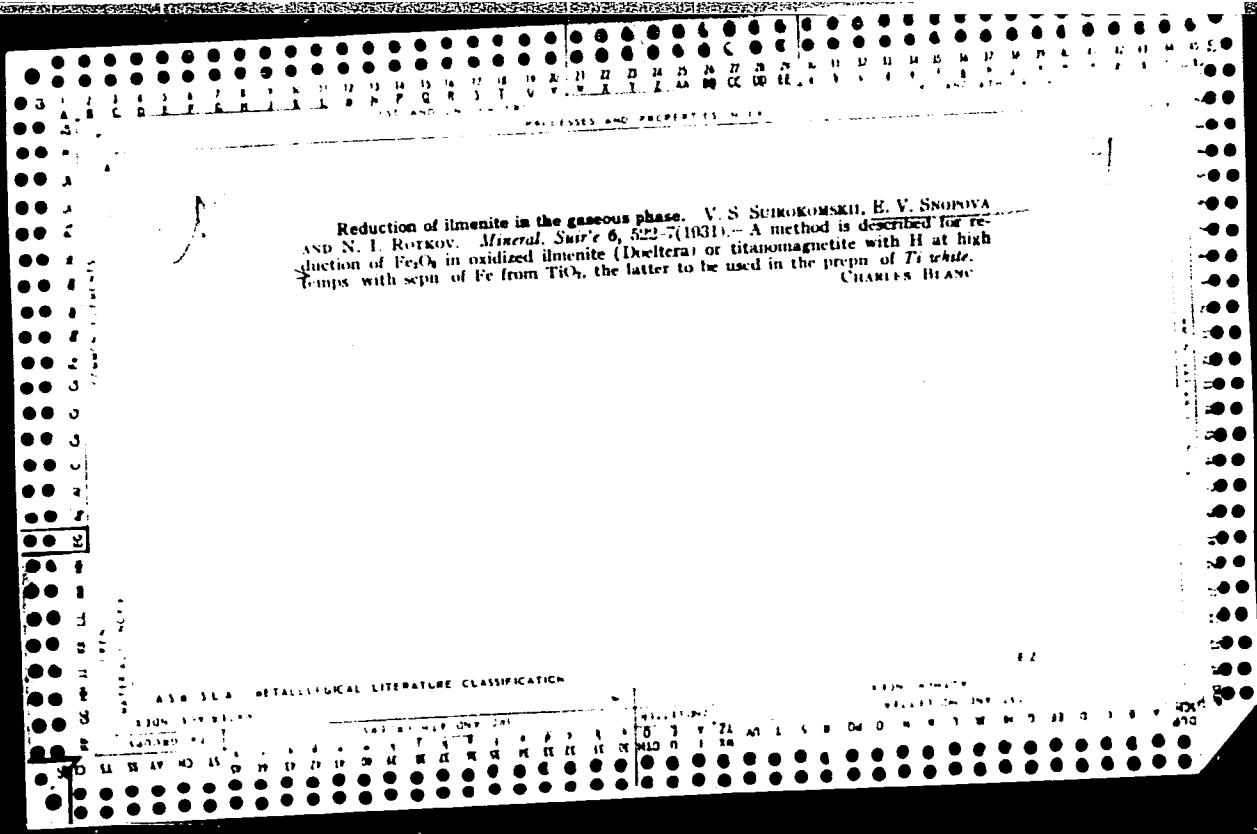


Fig. 1. Quartz oscillator
with printed circuitry

1 - Piezoelectric crystal;
2 - resistors; 3 - electrodes.

Card 3/3



PROCESSES AND PROPERTIES INDEX

18

Reduction of ilmenite and titanium dioxide at moderate temperatures in a current of hydrogen and carbon monoxide. E. V. Snopova and N. I. Rotkov. *Sovet. Met.* 1936, No. 12, 11-20; *Chem. Zentr.* 1937, II, 2972.—Reduction of TiO_2 with H_2 or CO in the temp. range 700-1100° results in the formation of TiO_2 . The degree of reduction increases with increasing temp.; the reduction velocity is 2-3 times as great when H_2 is used as with CO. With H_2 at 1100° complete conversion into TiO_2 is obtained within 2 hrs. In the reduction of an ilmenite contg. 0.20% hematite and 1.8% rutile by H_2 at 700°, over 40% of the Fe_2O_3 content was reduced to metallic Fe in 3.5 hrs.; at 1100° all the Fe_2O_3 was reduced within 1 hr. When CO was the reducing agent, 10% of the Fe_2O_3 was reduced in 1 hr. at 800° and over 90% in 5 hrs. At 900° over 90% was reduced in 5 hrs.; at 1000° practically 100% was reduced in 3 hrs. While with H_2 , even at 1000°, appreciable reduction of the TiO_2 in ilmenite occurs, with CO reduction first takes place at 1100°. In the reduction of ilmenite with CO a sepn. of C takes place, which is greater the lower the temp. and the longer the period of reduction. Deposition of C is less in the reduction of TiO_2 . The reduction of titanomagnetite with CO takes place more rapidly than that of ilmenite. At 800° about 50% of the Fe oxide was reduced to metal in 4 hrs.; with increasing temp. and period of reduction the amt. reduced increases. M. G. M.

METALLURGICAL LITERATURE CLASSIFICATION

E-2

1ST AND 2ND ORDERS

PROCESSES AND PROPERTIES INDEX

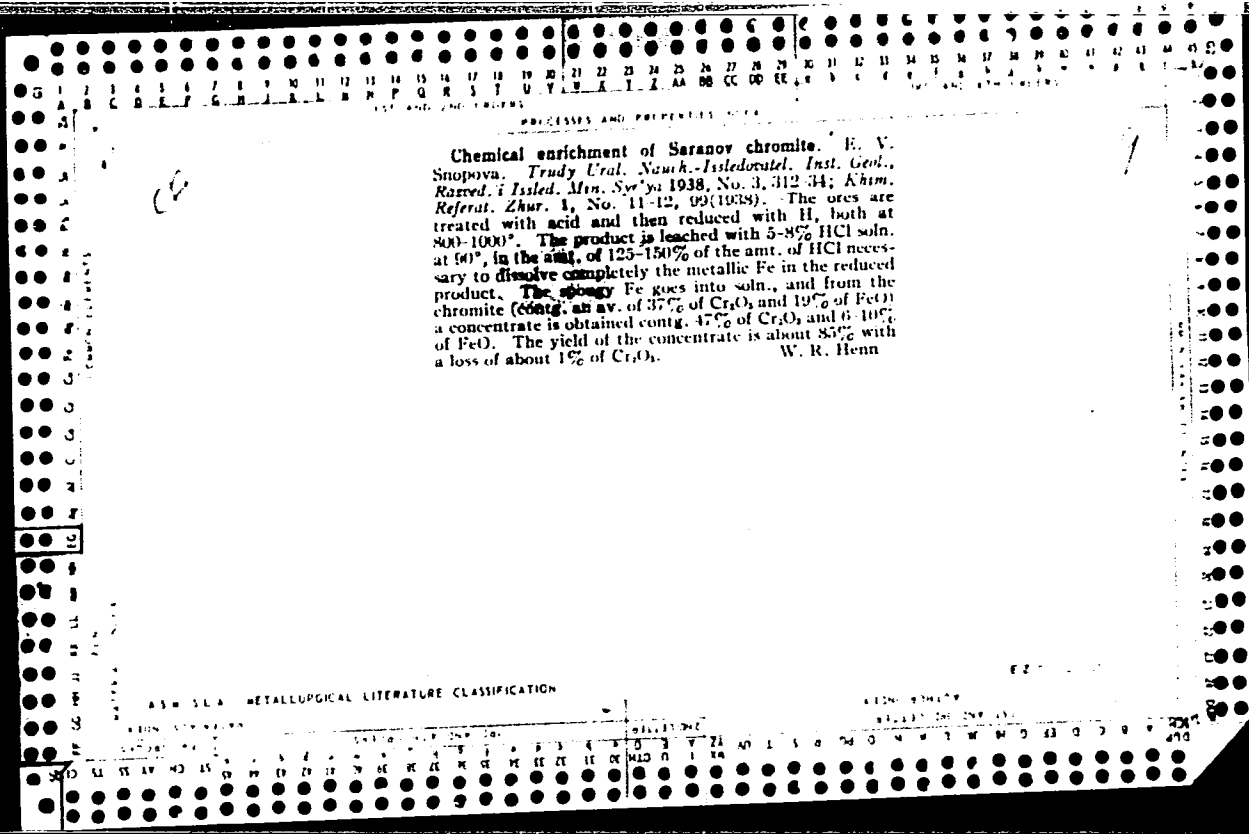
9

Treatment of Kuzin titanomagnetites based on the reduction of the ore with gaseous reducing agents at moderate temperatures. K. V. Sazonova and N. I. Rotkova. Trudy Ural. Nauch.-Issledovatel. Inst. Geol. Razved. i Isled. Min. Syr'ya 1948, No. 3, 285-93; Khim. Referral. Zhur. 1, No. 11-12, 90-100 (1938).—The finely divided ore (6.5 mesh) was reduced at 900-1100°. More than 95% of the Fe oxides were changed into spongy metallic Fe, while Ti and V remained in the form of oxides. A complete reduction of the Fe oxides between 700 and 1100° is possible. The fusion of the spongy Fe, at about 1000° produces a metallic Fe contg. not more than 0.01% of S, and a slag which contains almost all the Ti and V contained in the ore. By roasting the slag at about 900° for 3-4 hrs., by adding 10 parts by wt. of salt and the same amt. of soda, and by leaching it with water, 85% of the V is dissolved and the Ti left unchanged. V is then obtained from the soln. in the form of V₂O₅ (90-95%), and the remainder pptd. with lime in the form of Ca vanadate. After the extra. of V the residue is treated for 4 hrs. at 250° with H₂SO₄ to obtain TiO₂.

W. R. Henn

AS-51-A METALLURGICAL LITERATURE CLASSIFICATION

1 2 3 4 5 6 7 8 9 10 11 12 13 14 15 16 17 18 19 20 21 22 23 24 25 26 27 28 29 30 31 32 33 34 35 36 37 38 39 40 41 42 43 44 45 46 47 48 49 50 51 52 53 54 55 56 57 58 59 60 61 62 63 64 65 66 67 68 69 70 71 72 73 74 75 76 77 78 79 80 81 82 83 84 85 86 87 88 89 90 91 92 93 94 95 96 97 98 99 100



SOV/137-57-10-20524

Translation from: Referativnyy zhurnal, Metallurgiya, 1957, Nr 10, p 305 (USSR)

AUTHORS: Snopova, Ye. V., Levitskaya, A. V.

TITLE: On the Decomposition of Lead Concentrates by Acids (K voprosu o razlagayemosti svintsovykh kontsentratov kislotami)

PERIODICAL: AN KazSSSR, ser. gorn. dela, metallurgii, str-va i stroymaterialov, 1957, Nr 1, pp 86-91

ABSTRACT: Methods for the decomposition of Pb concentrates were investigated in relation to the fact that in a number of cases reproducible results in the determination of Pb could not be obtained and that the discrepancies in the analysis attained 3 - 5% (abs.). Six types of concentrates similar in mineralogical composition taken from 11 types of ores and one specimen of Pb slag were investigated. All 12 specimens were decomposed under identical conditions, Pb was determined in the filtrate by the bichromate method and in the insoluble residue by the spectroscopic method. Methods for decomposition in three different acid mixtures, namely, 1) HCl, HNO₃, H₂SO₄, 2) HCl, HNO₃, and 3) HCl, were investigated. Experiments on the decomposition were

Card 1/2

SOV/137-57-10-20524

On the Decomposition of Lead Concentrates by Acids

conducted for periods of 0.5, 1, 2, and 3 hours. It is established that, with the exception of four specimens, in all the cases the concentrates were decomposed within 30 min and the Pb content of the insoluble residue was $< 0.1\%$, the Pb content of the concentrate being $\sim 50\%$. The Pb content of the insoluble residue has no relation to the amount of the latter, which was 11 - 30% of the weight of the test sample. The authors draw the conclusion that the discrepancies in the analyses have no relation to the methods of the decomposition of the test samples.

Z. G.

Card 2/2

LEVITSKAYA, A.V.; SNOPOVA, Ye.V.

Rapid method of determining silicic acid in a complete analysis
of nonferrous metal ores. Izv.AN Kazakh.SSR.Ser.gor.dela, met.,
stroii stroimat. no.1:92-96 '57. (MLRA 10:5)

(Metallurgical analysis) (Silicic acid)
(Nonferrous metals)

SNORE, E.

The glory of the work.

P. 22. (PADOMJU LATVIJAS KOLCHOZENIEKS) (Riga, Latvia) Vol. 9, No. 12, Dec. 1957

SO: Monthly Index of East European Accession (EEAI) LC Vol. 7, No. 5, 1958

SNORE, E.

60th birthday of Academician Harri Moora. Vestis Latv ak no.4:
197-201 '60. (EEAI 10:7)
(Moora, Harri) (Scientists, Estonian)

SNORE, E.; KRASTINS, E.; BLAUS, I., red.; SFORANE, V., tekhn.red.

[Bauska; guidebook for Bauska and its environs] Bauska;
turisma celvedis po Bausku un tas apkartni. Riga, Latvijas
Valsts izdevnieciba, 1961. 130 p. [In Latvian] (MIRA 15:2)
(Bauska District--Guidebooks)

SECRET M

SMRECHANSKIY, V. [Smrecansky, V.]; SHISHKA, K. [Siska, K.]; SHIMKOVITS, I.
[Simkovic, I.]; SNORER, M. [Snorer, M.]; GUBKA, M. [Hubka, M.]

Some problems of perfusion in artificial circulation. Khirurgia
no.4:85-92 '62. (MIRA 15:6)

1. Iz 2-y khirurgicheskoy kliniki meditsinskogo fakul'teta uni-
versiteta imeni Komenskogo i otdeleniya eksperimental'noy
khirurgii Instituta eksperimental'noy meditsiny Slovatskoy
akademii nauk (zav. - akad. K. Shishka), Bratislava.

(BLOOD--CIRCULATION, ARTIFICIAL)

SHISHKA, K.[Siska, K.]; SHIMKOVITS, I.[Simkovic, I.]; GUBKA, M.[Hubka, M.];
SMRECHANSKIY, V.[Smrecansky, V.]; SHNORER, M.[Snorer, M.]

Surgery for mitral stenosis using artificial circulation.
Khirurgiya no.4:7-6 '62. (MIRA 15:6)

1. Iz 2-y khirurgicheskoy kliniki meditsinskogo fakul'teta
Universiteta imeni Komenskogo i otdeleniya eksperimental'noy
khirurgii Instituta eksperimental'noy meditsiny Slovatskoy
akademii nauk (zav. - akad. K. Shishka), Bratislava.

(MITRAL VALVE--SURGERY)
(BLOOD--CIRCULATION, ARTIFICIAL)

SHISHKA, K. [Siska, K.]; SHIMKOVITS, I. [Simkovic, I.]; GUBKA, M. [Hubka, M];
SMRECHANSKIY, V. [Smrecansky, V.]; SHNORER, M. [Snorer, K.]

Surgery using an apparatus for extracorporeal circulation.

Khirurgiia no.9:18-22 '62.

(MIRA 15:10)

1. Iz 2-y khirurgicheskoy kliniki meditsinskogo fakul'teta Universi-
teta imeni Komenskogo v Bratislave i otdeleniya eksperimental'noy
khirurgii (zav. - akad. K.Shishka) Instituta eksperimental'noy
meditsiny Slovatskoy akademii nauk.

(PERFUSION PUMP (HEART))

SNOVEDSKIY, M.Ye.

Improving the rock cutters for rotary drilling of boreholes.
Ugol' 37 no.1s32-34 Ja '62. (MIRA 15:2)

1. Spetsial'noye konstruktorskoye byuro Krasnoluchskogo
mashinostroitel'nogo zavoda.
(Rock drills)

S/0057/64/034/004/0759/0761

ACCESSION NR: AP4028967

AUTHOR: Kagan, A.S.; Snovidov, V.M.

TITLE: Analysis of the shape of an x-ray diffraction line by the method of moments

SOURCE: Zhurnal tekhnicheskoy fiziki, v.34, no.4, 1964, 759-761

TOPIC TAGS: x-ray diffraction line, x-ray diffraction doublet, x-ray line shape analysis, doublet line shape analysis

ABSTRACT: The analysis of an incompletely resolved doublet by the method of moments is discussed. The two components of the doublet are assumed to have the same shape and to be symmetric (odd central moments vanish). The central moments of the instrumental broadening function are assumed to be known, but an unknown instrumental shift may be present. The unknown doublet separation, relative intensities, instrumental shift, and the even moments of the true line shape can be obtained by solving a sufficient number of the algebraic equations that relate these quantities to the known central moments of the instrumental broadening function and the successive moments of the observed intensity distribution. The first of these equations is derived in detail and the next two are given. Abstracter's note: It is not dif-

Card 1/2

ACCESSION NR: AP4028967

difficult to write the n^{th} of these equations, but the simultaneous solution of the first several for the separation, shift, and intensities could be troublesome. This is not discussed. When the separation and relative intensities are known, the analysis may be completed by the usual Fourier method. Alternatively, one may calculate a sufficient number of the moments of the true line shape and express this shape in terms of Hermite polynomials. Orig.art.has: 12 formulas.

ASSOCIATION: none

SUBMITTED: 30Aug63

DATE ACQ: 28Apr64

ENCL: 00

SUB CODE: PH

NR REF SOV: 000

OTHER: 001

Card 2/2

L 58996-65 EWT(1)/T/EEC(b)-2 P1-4 IJP(c) GG

ACCESSION NR: AP5017295

UR/0181/65/007/007/2036/2038

3/32
B

AUTHOR: Kagan, A. S.; Snovidov, V. M.

TITLE: Using the lattice constant to find the distribution function of a material

SOURCE: Fizika tverdogo tela, v. 7, no. 7, 1965, 2036-2038

TOPIC TAGS: crystallography, crystal lattice constant, distribution function

ABSTRACT: A series of factors which determine local variations in the crystal lattice constant are considered. Such factors include the heterogeneity of the alloy during crystallization, diffusion during the initial stages of aging, and the presence of microvoltages with one prevailing sign. The presence of regions in a crystal with different lattice constants should lead to a change in the form of diffraction lines. In the absence of diffusion due to microvoltages and fine dispersion, when the narrow curve of instrumental widening is neglected, the diffraction line reflects directly the distribution function of the material over the lattice period. When these factors are present the form of the diffraction curve is given by the following expression:

$$\psi(x) = \int_{-\infty}^{+\infty} g(p) dp \int_{-\infty}^{+\infty} f(\xi - kp) F(x - \xi) d\xi,$$

Card 1/2

L 58996-65

ACCESSION NR: AP5017295

where $g(p)$ is the distribution function of the material according to the lattice constant or the parameter p which produces a change in the period; k_p is the displacement of the diffraction angle corresponding to the given value of the parameter; $f(x)$ is the distribution of the diffraction curve intensity of the reference standard; $F(x)$ is the function of physical widening (due to the fine dispersion and stresses of the second kind). The Fourier transforms of the right and left sides of the above equation yield a system of equations which are used to find the distribution function of the material from the lattice constant. Orig. art. has: 7 formulas.

ASSOCIATION: Nauchno-issledovatel'skiy institut tekhnologii lakokrasochnykh pokrytiy, Khot'kovo (Scientific Research Institute of Lacquers and Paints Technology)

SUBMITTED: 16Jan65

ENCL: 00

SUB CODE: SS

NO REF SOV: 001

OTHER: 000

dm
Card 2/2

L 33175-65 EEC(b)-2/EWT(1)/T IJP(c)

ACCESSION NR: AP5005242

S/0057/65/035/002/0355/0358

AUTHOR: Kagan, A.S.; Snovidov, V.M.

TITLE: Concerning the accuracy of the x-ray method of determining crystal lattice fine structure

SOURCE: Zhurnal tekhnicheskoy fiziki, v.35, no.2, 1965, 355-358

TOPIC TAGS: x-ray diffraction, Fourier analysis, crystal lattice defect, crystal lattice distortion

ABSTRACT: The effect of cutting off the tails of the experimental diffraction curves on the determination of crystal lattice fine structure parameters by the Fourier transformation of several orders of reflection, as described by Warren (Uspekhi fiziki metallov /Progress of Metal Physics/ 5, Metallurgizdat, 1963), was estimated by numerical analysis of a dummy experiment. The first and second order "experimental" diffraction curves for 2 Å x-rays by a lattice consisting of 200 Å blocks with a Gaussian distribution of microdistortions of 0.2% mean size were calculated numerically and the lattice fine structure parameters were recovered by the usual Fourier analysis method after appropriately cutting off the "experimental"

Card 1/2

L 33175-65

ACCESSION NR: AP5005242

curves. From several such computations it is concluded that the method is capable of giving correctly the mean size of the blocks and the microdistortions but that it is not able to give the correct distribution of either. Orig.art.has: 8 formulas and 3 figures.

ASSOCIATION: none

SUBMITTED: 25Apr64

ENCL: 00

SUB CODE:SS,OP

NR REF SOV: 002

OTHER: 002

Card 2/2

SNOVSKIY, A.M.

The KE-250-I twisting machine for acetate rayon. *Biul. tekhn.-ekon.*
inform. no. 2:52-53 '61. *(MIRA 14:2)*
(Textile machinery)

SOKOLOV, V.A.

Automation of the production processes in distilleries. Spirt.
prom. 29 no.6:18-20 '63. (MIRA 16:10)

1. Odesskiy PKIPishcheprom.
(Distilleries) (Automation)

ZHARKOV, Feliks Petrovich, aspirant; SOKOLOV, Vadim Azrailovich, assistant;
TKACHEV, Lev L'vovich, inzh.

Analysis of the equation of an inductive parametron using an analog
computer. Izv.vys.ucheb.zav.; elektromekh. 7 no.1:3-12 '64.
(MIRA 17:9)

1. Moskovskiy energeticheskiy institut (for Zharkov, Sokolov).

SNCWACKA, Alicja

Determination of epoxy-group content in epoxy resins by infrared spectrophotometry. Chem anal 4 no.5/6:959-969 '59. (EEAI 9:9)

1. Zaklad Fizyki Technicznej Instytutu Chemii Ogolnej, Warszawa.
Kierownik Zakladu: doc. J.Swietoslawska.
(Spectrophotometry) (Epoxy groups)
(Epoxy resins) (Spectrum, Infrared)

SNOWACKA-WOKROJ, Alicja, mgr; BIERNACKA Teresa, mgr

Use of infrared absorption method to determine the content of
methyl and phenyl groups in siloxane resins. Chem anal 9 no.2:
303-314 '64.

1. Department of Technical Physics, Institute of General Chemistry,
Warsaw.

SNOCYK, Ya. L.

259T96

USSR/Physics - Nonlinear Systems

21 Apr 53

"Self-Excited Oscillations in Essentially Nonlinear Quasi-Conservative Systems,"
G. V. Savinov, Moscow State U

DAN SSSR, Vol 39, No 6, pp 995-997

States that the study of self-excited processes in autonomous strongly nonlinear systems containing such elements as condensers with barium titanate dielectric (G.I. Skanavi, Elektrichestvo, No 7, 43 (1949)) or self-inductors with permalloy cores (Ya. L. Snocyk, Issledovaniya v Oblasti Novykh Ferromagnitnykh Materialov, Investigations in the Field of New Ferromagnetic Materials, 1949) leads to the equation $x'' + G(x, x') + g(x) = 0$. The form, amplitude, and frequency of self-excited oscillation of this eq are found by the Andronov-Khaykin method of small parameter (A.V. Dragilev, Prik Mat i Mekh 16, No 1, 85 (1952)) or by the method of elliptic functions (V.I. Smirnov, Kurs Vyshey Matematiki, Course of Higher Mathematics, 3, 1951; V.V. Stepanov, Prik Mat i Mekh 14, 3 (1950)). Finally the stationary amplitude is obtained in the form of the ratio of two integrals with squared elliptic functions as integrands. Thans Prof K.F. Teodorchik. Presented by Acad M.A. Leontovich 19 Feb 53.

259T96

SNUBA, J.; SWIERCZYK, R.; KALINOWSKI, B.

Preparation of high per cent naphthalene by the method of continual diaphragmless condensation of vapors. PRZEMYSŁ CHEMICZNY. Warszawa. Vol. 11, no. 10, Oct. 1955

Source: East European Accessions List, (EEAL), Lc, Vol. 5, no. 2, Feb. 1956

SNUDERL, M.

SNUDERL, M.

Yugoslavia (199)

Law - Serials

The draft of the general part of the Yugoslav Criminal Code. p. 1. ZAKONIK KRIVICA.
(Udrugo Pravnika Ljudske Republike Slovenije)
Ljubljana. (Monthly of the Association of
Jurists of the People's Republic of Slovenia)
Vol 1, No 1-2, 1947.

East European Accessions List. Library of
Congress, Vol 1, No 13, November 1952.

UNCLASSIFIED

SNUDERL, M.

SNUDERL, M.

Yugoslavia (421)

Law - Serials

On the penal responsibility of the corporate bodies according to the new penal code. p. 276. LISTINA PRAVNIK. (Društvo Pravnika Republike Slovenije) Ljubljana. (Monthly of the Association of Jurists of the

East European Accessions List. Library of Congress, Vol 1, No 13, November 1952.

UNCLASSIFIED

"Card 1 of 2"

SNUJ-AT, 71

SUBJECT, I.

Yugoslavia (L30)

People's Republic of Slovenia) Vol 2,
No 1-10, 1947.

1952 Yugoslav Accessions List. Library of
Congress, Vol 1, No 13, November 1952.

UNCLASSIFIED

"Card 2 of 2"

BRUNOVA, I. D.

1966, "The Institute of the Academy of Sciences of the USSR
in the Department of the USSR Academy of Sciences, Central Science Institute of
Eurasian and the Institute of the USSR Academy of Sciences, Ministry of Education of the USSR,
Moscow, 1966. (RE, No. 15, 1966)

50: Sov. Sci. J., 1966-Survey of Scientific and Technical Dis-
semination Department of the USSR Academy of Sciences Educational Institutions (15)

L.D. SNULOVA

A substitute for powdered Bakelite in shell molding.
 A. M. Lomass, Ya. I. Medvedev, and L. D. Snuova. *Lit.*
Proizvodstvo 1935, No. 9, 10-13 (1935). A mixt. of
 3-8% of wood-tar, m. 100°, and sand hardens in 480 sec.
 at 450° and in 80 sec. when 40% utrotropine are added to it,
 though the shells produced have only 2.2-6.8 kg./sq.cm.
 compression strength. Mixing a resin formed by condensa-
 tion of PhOH with HCHO in the presence of HCl with this
 tar and utrotropine in the proportion of 3.5:3.5:1.05 and
 with 100 parts of sand yielded shells with compression
 strengths of 24.3-28.0 kg./sq.cm. The results are further
 improved by adding to this mixt. 1.5% acetone. The com-
 pression strength increases to about 38 kg./sq.cm. owing to
 the soln. of the tar which then envelops grains of sand.
 L. D. Cat.

pm mk

SNULOVA, L.D.; MEDVEDEV, Ya.I.; CHEVELEVA, A.A.

Efficient use of wood pitches in the preparation of the PS-1
binder for shell molds. *Gidroliz. i lesokhim.prom.* 11 no.7:6-9
'58. (MIRA 11:11)

1. Tsentral'nyy nauchno-issledovatel'skiy institut tekhnologii
i mashinostroyeniya (for Snulova, Medvedev). 2. Syavskiy
lesokhimicheskiy kombinat (for Chevelava).
(PITCH) (BINDING MATERIALS)

SNUPAREK, J.

Mechanism of extrarenal kidney syndrome. Lek.listy 5 no.10:273-279
15 My '50. (CLML 19:3)

1. Of the Second Internal Clinic, Masaryk University, Brno.

SNUPAREK, J.

Remote results with penicillin therapy, recurrence and use of newer antibiotics in the therapy of subacute bacterial endocarditis. Lek. listy 5:15-16 1 Aug. 50. p. 464-7

I. Of the Second Internal Clinic, Masaryk University in Brno (Head-- Prof. Jiri Polcak, M. D.).

CML 19, 5, Nov., 1950

PHASE I BOOK EXPLOITATION

CZECH/5202

Havlíček, Vladimír, Engineer, Miloš Osten, and Jaromír Šnupárek, Engineer.

Přehled plastických hmot. 2., dopl. vyd. (Review of Plastic Materials, 2d ed.)
Prague, SNTL, 1960. 424 p. 7,515 copies printed.

Reviewers: František Ludvík, Engineer, and Artur Stoy, Engineer, Docent;
Resp. Ed.: Vladimír Spáčil, Engineer; Managing Ed. for Literature on Chemistry;
Chief Ed.: Adolf Balada, Doctor.

PURPOSE: This book is intended for technical personnel in industry and science dealing with plastics.

COVERAGE: This handbook gives the most essential data on the properties and applications of plastics, as well as the methods of machining and working synthetic resins and plastics. The present 2nd edition of this work has been enlarged so as to include material on the most recent advances and bibliography in the field of plastics. The material has been somewhat rearranged. Under macromolecular materials are described the properties common to all plastics

Card 1/16

S/081/62/000/019/048/053
B101/B186

AUTHORS: Černý, Jaroslav, Šnupárek, Jaromír.

TITLE: Process for manufacturing laminated plastics which can be bent when heated

PERIODICAL: Referativnyy zhurnal. Khimiya, no. 19, 1962, 565, abstract 19P394 (Czech. patent 97378, November 15, 1960)

TEXT: A process is patented enabling these laminated plastics to be manufactured from paper or fabric by using melamineformaldehyde resin modified with amino compounds (AC). To produce the resin, the molar ratio of the amino groups in total to formaldehyde is >1.33 . The modifying AC must be notably more soluble under the conditions of the reaction than melamine (I). The result is a chemically stable product which can be molded when heated. 126 parts of I and 120 parts of urea are added to 385 parts of 37% formaldehyde neutralized with NaOH. The mixture is condensed at 80°C until the resin has become miscible with water in a ratio of 1:2 to 1:3 (by volume). Sulfite paper (P) is impregnated with the cooled resin. P to which phenol or cresol formaldehyde has been applied is used for the subsequent layers.
Card 1/2

S/081/62/000/022/074/088
B166/B144

AUTHORS: Snuparek, Jaromir, Cerny, Jaroslav, Leseck, Frantisek

TITLE: Method and device for the continuous production of foam plastics from thermosetting resins.

PERIODICAL: Referativnyy zhurnal. Khimiya, no. 22, 1962, 540-541, abstract 22P398 (Czech. patent, 98512, Feb. 15, 1961)

TEXT: The liquid components and the gas are continuously forced into the reaction vessel where the mixture passes through a system of perforated baffles (PB) with holes of gradually decreasing size, thus forming a foam. A propeller-type agitator is used to form vortices in the flow; this being necessary to mix up the components and prevent damage to the foam. During the time of passage through the reactor the condensation reaction should reach a stage such that the emergent product is a liquid but stable foam. The foam is poured into molds where polycondensation is completed and excess solvent drains off the product. Example. The following are forced into a 1-litre reactor having 10 PB with 1 - 0.05 mm holes (2 cm² hole area per PB): (a) 1 l air, 5 g 5% aqueous solution of dibutyl

Card 1/2

Method and device for the continuous ... S/081/62/000/022/074/088
B166/B144

naphthalene sulfoacid, and 5 g 5% phosphoric acid into the cavity in front of the first PB; (b) 10 g 50% aqueous solution of urea-formaldehyde resin into the cavity behind the ninth PB. The resulting foam has a density 0.03 kg/dm^3 , and after 48 hrs, when the water has drained off, the final product has a density 0.006 kg/dm^3 . [Abstracter's note: Complete translation.]

Card 2/2

ŠŇUPÁREK, Jiří, MD

Czechoslovakia

Third City Hospital -- Brno-Noví Lískovec (III. Městská nemocnice -- Brno-Noví Lískovec); Internal Medicine Ward (oddělení vnitřní); Director: J. ŠŇUPÁREK, MD

Prague, Vnitřní lékařství, No IX-2, 1963, pp 144-148

"Rheumatoid Syndromes Accompanying Malignant Hemoblastoses."

SNURKOV, K.F.

Device for checking code pulses in dispatcher controlled interlocking.
Avtom., telem. i sviaz' 9 no.8:36-38 Ag '65. (MIRA 18:9)

1. Zamestitel' nachal'nika distantsii signalizatsii i svyazi Leningrad-
skogo metropolitena.

~~SNURNIKOV~~ Aleksandr Petrovich; PAKHOMOVA, G.N., kandidat tekhnicheskikh nauk, retsenzent; PEYSAKHOV, I.L., kandidat tekhnicheskikh nauk, retsenzent; KOPYTOV, S.A., inzhener, retsenzent; LAKERNIK, M.M., redaktor; ARKHANGEL'SKAYA, M.S., redaktor; VAYNSHTEYN, Ye.B., tekhnicheskii redaktor.

[Hydrometallurgy of zinc] Gidrometallurgiiia tsinka. Moskva, Gos. nauchno-tekhn. izd-vo lit-ry po chernoi i tsvetnoi metallurgii, 1954. 255 p. [Microfilm] (MLRA 8:2)
(Zinc--Metallurgy)

SNURNIKOV, A. P.

SNURNIKOV, A. P.: "On the problem of processing zinc concentrates with increased copper content". Alma-Ata, 1955. Acad Sci Kazakh SSR. Inst of Metallurgy and Ore Dressing. (Dissertations for the Degree of Candidate of Technical Sciences)

SO: Knizhnaya letopis', No. 52, 24 December, 1955. Moscow.

SNURNIKOV, A.P.

Potentialities for increasing the production of zinc during the sixth five-year plan. TSvet. met. 29 no.7:22-29 J1 '56. (MLRA 9:10)

1. Vsesoyuznyy nauchno-issledovatel'skiy institut tsvetnykh metallor.
(Zinc--Electrometallurgy)

SNAURNIKOV, A. P.

27. 27. 27. 5
 The oxidation of Fe^{2+} by copper compounds in zinc hydrometallurgy. A. P. Saurnikov and V. D. Ponomarev. *Tsvetnye Metally* 29, No. 8, 22-33 (1958).—An electrochem. study of the reaction $Fe^{2+} + Cu^{++} \rightleftharpoons Fe^{+++} + Cu^+$ was made under the variations in conditions found in Zn hydrometallurgy. The oxidation-reduction potential for the Fe and Cu half cells was measured as a function of pH and the result compared with measurements of the e.m.f. for the above reaction. There is a crossover in the curves of e.m.f. vs. pH for the 2 half cells, so that the reaction proceeds to the right only at high pH values. The formation of $Fe(OH)_3$ also plays a role at higher pH levels (approx. 5.2) in practice. R. W. Guard

4E2c

fra
MT

AUTHOR: Snurnikov, A.P. and Ponomarev, V.D.

136-4-5/23

TITLE: Hydrolytic precipitation of copper in the process of leaching roasted zinc concentrates. (Gidroliticheskoe Osazhdenie medi v protsesse vyshchelachivaniya obozhzhennykh tsinkovykh)

PERIODICAL: "Svetnye Metally" (Non-ferrous Metals) 1957, No.4, pp. 21 - 28 (U.S.S.R.)

ABSTRACT: The aim of the work described was the study of hydrolytic precipitation of copper in the neutral leaching of roasted concentrate and the determination of conditions enabling this process to be used for removing copper from solutions. The laboratory investigations were carried out with chemically pure and commercial materials, the experimental results being checked on a larger scale. Experiments were carried out in a beaker with a mechanical stirrer whose rate of revolution was controlled by an autotransformer, temperature being maintained constant within $\pm 1^\circ\text{C}$. The precipitants tested included sodium hydroxide, calcium carbonate, calcium hydroxide, lime and zinc oxide, but only the last and ash was used in the main series of experiments. Results presented graphically include: copper concentration in solution against time for theoretical and for 100% excess zinc oxide consumption; percent precipitation of copper against

Card 1/3

Hydrolytic precipitation of copper in the process of leaching roasted zinc concentrates. (Cont.) 136-4-5/23

temperature, against quantity of zinc oxide, size of zinc oxide and ash particles, stirrer rate of rotation, $\frac{[Fe^{2+}]}{[Cu^{2+}]}$, zinc concentration in the solution; in some of the graphs pH values are included in the ordinate figures. Besides tabulation of the material shown graphically the table is presented showing the dependence of the pH of a solution of zinc sulphate on copper concentration.

It was concluded that the hydrolytic precipitation of copper consists of two main stages: hydrolysis (very rapid) and precipitation of copper (slow). The rate of the second stage is limited by the rate of neutralisation of the hydrolytic acid liberated during the first stage, and under unfavourable conditions the pH of the liquid becomes a function of copper concentration in the solution, as observed in full scale installations. Under favourable conditions (excess of neutralising substance having a high reactivity and good contact with the solution) the precipitation of the copper proceeds at an appreciable rate, and the final concentration of copper in the solution is determined by the maximal pH value produced by the precipitant in the given liquid. In the process as a whole the rate controlling process is the neutralisation. Zinc ions

Card 2/3

Hydrolytic precipitation of copper in the process of leaching
roasted zinc concentrates. (Cont.) 136-4-5/23

slow down the precipitation of copper while strong bases accelerate it. Zinc ash was found to give a sufficiently rapid rate of precipitation for removing copper from works solutions, the greatest rate being achieved using ash less than 0.15 mm in size. When bivalent copper and iron ions are present together the precipitation of each is accelerated, and copper precipitation is also accelerated by raising the temperature and intensifying stirring. With a threefold excess of ash and a temperature of 70 °C copper can be precipitated to a residual concentration of 0.2 - 0.3 g/litre in 30 min. For treating zinc concentrates with a high copper content a single-stage periodic scheme with leaching is recommended. There are 7 references, 5 of which are Slavic. There are 11 figures and 4 tables.

Card 3/3

AVAILABLE:

SOV/136-59-5-11/21

AUTHORS: Snurnikov, A.P., and Zelenskaya, L.I.
TITLE: Testing Filter-Thickeners for Filtering Neutral Zinc-Cinder Leaching Slurries (Ispytaniye fil'trov-sgustiteley na fil'tratsii neytral'nykh pul'p ot vyshchelachivaniya tsinkovogo ogarka)

PERIODICAL: Tsvetnyye metally, 1959, Nr 5, pp 54-58 (USSR)

ABSTRACT: At present neutral slurries at all Soviet zinc works are allowed to settle in thickeners. The authors outline the drawbacks of these units (although their performance can be greatly improved, Refs 1, 5, 10) and the relative advantages of filtration. Filter thickeners have been used abroad and, in recent years, at the Volkhovskiy alyuminiyevyy zavod (Volkhov Aluminium Works). The authors describe their experiments which showed that zinc slurry can be filtered with caprone cloth. In laboratory experiments (Fig 1), a filter of caprone cloth over caprone mesh was used with a core filtering area of 245 cm² and connected with a vacuum of 680-740 mm and compressed air at 0.5 atm gauge. Fig 2 shows the rate of filtration, m³/m² hr (curve 1) and the solid-content of the filtrate, g/litre plotted against duration of filtration, seconds. The experiments having shown

Card 1/3

SOV/136-59-5-11/21

Testing Filter-Thickeners for Filtering Neutral Zinc-Cinder
Leaching Slurries

the suitability of the equipment, the work was increased in scale and transferred to the Ust'-Kamenogorskiv svintsovotsinkovyy kombinat (Ust'-Kamenogorsk Lead-Zinc Combine). Here a Mekhanobr-designed, 1-m² filtering area filter-thickener (Fig 3) was used, with a suction of 500-600 mm Hg or a pressure of 0.9-1.2 atm gauge. Samples of slurry for filtration were taken (Fig 5) after the agitator and after removal of sands. The filtration rate in the former case was 1.16 m³/m² hr with 0.8 g/litre of solid in the filtrate and a solid : pulp ratio of 0.57 : 1 in the thickened pulp. This corresponds to a treatment rate per unit floor space about 40 times that with thickeners. Disadvantages of filtration include filter-cloth consumption and high maintenance labour requirements. The authors mention that final conclusions on filtration will be possible after tests with 4.3-m diameter filters (80 m² filters

Card 2/3

SOV/136-59-5-11/21
Testing Filter-Thickeners for Filtering Neutral Zinc-Cinder
Leaching Slurries

area) at the Ust'-Kamenogorsk Lead-Zinc Combine.
There are 5 figures and 10 references, 8 of which are
Soviet and 2 English.

Card 3/3

SNURNIKOV, A.P.; ZELENSKAYA, L.I.

Testing and using capron filter cloth in nonferrous metallurgy.
TSvet. met. 33 no.8:47-49 Ag '60. (MIRA 13:8)
(Hydrometallurgy) (Filters)

SNURNIKOV, A.P.; YURFNKO, V.M.; PUS'KC, A.G.

Indium and nonferrous metal recovery from zinc cake. TSvet.met. 38
no.3242-46 Mr '65. (MIRA 18:6)

SMURNIKOV, A.P.; YURENKO, V.M.

Laboratory investigation of the hydrometallurgy of copper-
lead-zinc intermediate products. TSvet. met. 38 no.11:77-80
N '65. (MIRA 18:11)

BRUNNEN, A.G. (1965) p. 10; BRUNNEN, A.G. (1965) p. 10; BRUNNEN, A.G. (1965) p. 10.

Polymers method of extracting nonferrous and rare metals
from lead waste. ISpat. nos. 52 no. 9: 20-41 S. 1965. (MIRA 18:10)

SNURNIKOV, A.P.; NIKHAYLOVA, G.M.

Possibility of processing Nikolayevka deposit ores by the
magnetic roasting method. TSvet. met. 38 no.9:84-85 S '65.
(MIRA 18:12)

SNYADOVSKIY, Z., Card Tech Sci (diss) -- "Investigation of filtration from channels passing through soil of various permeability". Moscow, 1960. 16 pp (Moscow Inst of Water Economy Engineers im V. R. Vil'yams), 150 copies (KL, No 15, 1960, 136)

ACC NR: AP0035625 (N) SOURCE CODE: UR/0413/66/000/020/0030/0030

INVENTOR: Antipin, L. M.; Bondarevskaya, L. B.; Vladytskaya, N. V.; Danilov, S. I.;
Zhigach, A. F.; Larikov, Ye. I.; Snyakin, A. P.

ORG: none

TITLE: Method of synthesizing lithium-aluminum hydride. Class 12, No. 186983

SOURCE: Izobreteniya, promyshlennye obraztsy, tovarnyye znaki, no. 20, 1966, 30

TOPIC TAGS: lithium aluminum hydride, chemical synthesis

ABSTRACT: This Author Certificate introduces a method of synthesizing lithium-aluminum hydride by a reaction of sodium-aluminum hydride with lithium chloride in diethyl ether. To accelerate the process, it is carried out with additions of aluminum trialkyls. In a variant of the synthesizing process, aluminum-trialkyls are added in a quantity of 1-7%.

SUB CODE: 07 / SUBM DATE: 22Oct64/

Card 1/1

UDC: 661.968.546'621'34'11

SNYAKIN, P. G.

Snyakin, P. G. "Functional changes in the visual analysis in brain injuries", in the collection: Nevrologiya voyen. vremeni, Vol. 1, Moscow, 1949, p. 370-85.

OO: U-411, 17 July 1953, (Letopis 'Zhurnal 'nykh Statey, no. 20, 1949)

СИНИ, Л. .

369/7. Izvetooshchushchaniye pri nekotorykh raneniyakh glava. V sb.: Nevrolo iya
vo on. vremeni. T. I. T., 1969, s. 295-99.

30: Ietopis' Zhurnal'nykh Statey, Vol. 50, Moskva, 1969

СНИЖЕНИЕ

22726. Сивакин, П.В.

Зрачєніє моділіності сєтчаткі в клінічєської драктікє. Труды акад.
Мєд. наук ссср, т. IV, 1949, с. 89-10

SO: MEDPIS' No. 30, 1949

SHYAM, P.

Conditioned Response

Fiftieth anniversary of Pavlov's teachings on conditioned reflexes. Elin. med.
30, no. 2, 1952.

9. Monthly List of Russian Acquisitions, Library of Congress, August 1952, WOL.

BA

A III - 9
Nervous system

Functional mobility of the skin receptors. P. G. Snyakin and O. D. Kolyutskaya (*J. Physiol., USSR*, 1982, **30**, 60-66).—Small areas were mapped out on the human skin and the number of heat spots determined with an electrically-heated thermo-aesthesiometer at different times and for different temp. The number of active heat spots was increased when a higher temp. was used and was lowered when a lower temp. was used. This phenomenon is called functional mobility and is discussed in relation to sensory perception.

D. H. SMYTH.

Inst. Neurology, ANU USSR.

SNYAKIN, P.G.

The state of the visual analyzer in hypertonic illness. Zh. Nevropat.
Psikhiat., '52, 52, no.9, 22-27. (MLRA 5:9)
(PsA 27, no.8:6075 '53)

SNYAKIN, P.G.

LEPESHINSKAYA, O.B., professor; USIYEVICH, M.A., professor; ASRATYAN, E.A., professor; SMIRNOV, A.I., professor; FILIPPOVICH, S.I., doktor meditsinskikh nauk; VOLOKHOV, A.A., professor; FILIMONOV, I.N., professor; SNYAKIN, P.G., professor; CHERNIGOVSKIY, V.N., professor; SPERANSKIY, A.D., akademik; DOLIN, A.O., doktor meditsinskikh nauk; KOTLYAREVSKIY, L.I., professor; NEGOVSKIY, V.A., professor; KASATKIN, N.I., professor; STEL'CHUK, I.V., professor; YEGOROV, B.G., professor; BAKULEV, A.N., professor; SMIRNOV, L.I., professor; USPENSKIY, V.N., redaktor; PETROV, S.P., redaktor.

[Teachings of I.P.Pavlov in theoretical and practical medicine]
Uchenie I.P.Pavlova v teoreticheskoi i prakticheskoi meditsine. Vol.2.
Moskva, Izd-vo Ministerstvo zdравookhraneniya SSSR, 1953. 611 p.
(MLRA 7:3)

1. Deyatvitel'nyy chlen AMN SSSR (for Lepeshinskaya, Chernigovskiy and Bakulev).
2. Chlen-korrespondent Akademii nauk SSSR (for Asratyan).
3. Chlen-korrespondent AMN SSSR (for Smirnov, Filimonov, Yegorov and L.I.Smirnov).
4. Moscow. Tsentral'nyy institut usovershenstvovaniya vrachey (Pavlov, Ivan Petrovich, 1849-1936) (Nervous system) (Physiology)

BELIKOVA, Z.P.; BELETSKIY, G.N., direktor; SNEYAKIN, P.G., professor, zaveduyushchiy.

Functional mobility of cold reception of the skin. Vest.ven,i derm. no. 2:5-10 Mr-Apr '53. (MLRA 6:5)

1. Moskovskiy meditsinskiy stomatologicheskiy institut. 2. Kafedra normal'noy fiziologii Moskovskogo meditsinskogo stomatologicheskogo instituta (for Sneyakin). (Skin)

AFANAS'YEVA, V.M., kandidat meditsinskikh nauk; SKVORTSOV, M.A., professor, deystvitel'nyy chlen Akademii meditsinskikh nauk SSSR, zavednyushchiy; SNEYAKIN, P.G., professor, direktor.

Sclerosis of the pulmonary artery in children. *Pediatrics* no.4:62-66 J1-Ag '53. (MLRA 6:9)

1. Laboratoriya patologicheskoy anatomii bolezney detskogo vozrasta Instituta morfologii Akademii meditsinskikh nauk SSSR (for Skvortsov and Afanas'yeva).
2. Institut morfologii Akademii meditsinskikh nauk SSSR (for Sneyakin).
(Arteriosclerosis) (Pulmonary artery--Diseases)

SNYAKIN, P. G.

"The Physiological Phenomenon of Reserve Formation in the Visual Receptors".
Probl. Fiziol Optiki, No. 8, pp 225-229, 1953.

Discussing the phenomenon of dark and light adaptation from the standpoint of changes in the number of active photoreceptors depending on the formation or disappearance of "reserves," the author calls this process "modification of mobility"; it is shown that in the morning the process of dark and light adaptation takes place more rapidly than in the evening, which is ascribed to biological adaptation of the receptors to natural conditions of illumination.
(RZhBiol, No. 10, 1955)

SO: Sum No 884, 9 Apr 1956

Inst. Neurology, AMS USSR

FD-1519

USSR/Medicine - Physiology

Card 1/1 : Pub 122-4/14

Author : Snyakin, P. G., Professor

Title : ~~Functional mobility as an index of conditioned reflex reactions in man~~

Periodical : Vestn. AMN SSSR, 4, 21-29, Oct-Dec 1954

Abstract : Functional changes in the receptor apparatus of an organism, taking place under various environmental conditions, offer possibility for the development of conditioned reflexes. Unconditioned reflexes, the mechanism of which depends on physiological mobility, show how precise the response of the organism is to the outside environment. The sum total of conditioned and unconditioned reflex reactions of an organism and associations formed by it in response to various influences determine its adaptability to outside environment. The cerebral cortex influences the most intimate processes that take place in tissues and brings the activity of the entire organism into most complete and exact balance with the outside world. Tables. Graphs.

Institution :

Submitted :

SNYAKIN, P.G.

6893. Effect of indirect (collateral) stimulation on light sensitivity. P. G. Sniakin and A. P. Anisimova. *Fiziol. Zh.*, S.S.S.R., 1955, 41, 625-629. *Referat. Zh. Biol.*, 1956, Abstr. No. 92343. The influence of auditory and olfactory stimuli on the sensitivity of peripheral vision was investigated in terms of the threshold light intensity and the threshold area of retinal stimulation, in 251 experiments on 10 subjects. The same collateral stimulus may, on sudden application, give either a rise or a fall of light sensitivity. The strength of the collateral stimulus did not influence the direction of change in the visual analyser. Physical strength of stimulus does not always correspond to the physiological strength of the corresponding reaction. (Russian) T. R. PARSONS

S. N. PAVLOV, P. G.

V-9

USSR/Human and Animal Physiology - The Sensory Organs.

Abs Jour : Ref Zhur - Biol., No 4, 1958, 13661

Author : P.G. Pavlov and M.S. Soyko

Inst :

Title : The Significance of Examinations of the Sensitivity of the Oral Mucosa.

Orig Pub : Stomatologiya, 1956, No 1, 11-15

Abstract : In the fasting state, immediately after eating, an hour and a half after eating and four hours after eating, the functional activity of the taste receptor apparatus was studied, as expressed in the shifting of active and inactive states on the part of individual lingual taste buds in the presence of a gustatory stimulus. Aqueous solutions of sugar (30%), NaCl (35%), citric acid (4%) and guanine hydrochloride (3%) were used. In each experiment the sensitivity of four taste buds on different portions of the tongue was examined at one time. Taste buds were

Card 1/3

USSR/Human and Animal Physiology (Normal and Pathological).
Skin.

T-14

Abs Jour : Ref Zhur - Biol., No 11, 1958, 51411

Author : Snyakin, P.G.

Inst : Academy of Medical Sciences USSR

Title : The Problem of Functional Mobility of Sense Organs.

Orig Pub : Vestn. Akad. med. nauk. SSSR, 1957, No 1, 18-30.

Abstract : When outside temperature rose, the number of active cold skin spots became smaller, and of active heat spots larger. Parallelism was noted in the reaction of sweat glands, capillars, and thermoreceptors of individual skin segments to temperature changes. When gustatory papillae were investigated on an empty stomach, it was discovered that their mobilization was at a maximum; after food intake sharp demobilization took place. If the stomach was filled

Card 1/2

- 143 -

Card 2/2

SNYAKIN, P.G., prof.; ZAYKO, N.S., kand.biol.nauk

Taste organ. Zdorov'ie 5 no.10:9-10 0 '59.
(TASTE)

(MIRA 13:2)

SNYAKIN, P.G., prof.

Reflex reactions of the receptors. Ves. AMN SSSR 14 no.4:44-51 '59.
(MIRA 14:5)

1. Institut normal'noy i patologicheskoy fiziologii AMN SSSR.
(RECEPTORS (NEUROLOGY))

ANOKHIN, P.K., otv.red.; AGAFONOV, V.G., red.; ARSHAVSKIY, I.A., red.;
GOLUBEVA, Ye.L., red.; KRYZHANOVSKIY, G.N., red.; PARIN, V.V.,
red.; SNYAKIN, P.G., red.; TROFIMOV, L.G., red.; SHUMILINA,
A.I., red.

[Materials of the First Conference devoted to Problems in the
Physiology, Morphology, Pharmacology, and Clinical Aspects of
the Reticular Formation of the Brain] Materialy Nauchnoi
konferentsii, posviashchenoi problemam fiziologii, morfologii,
farmakologii i kliniki retikuliarnoi formatsii golovnoye mozga.
Moskva, 1960. 134 p. (MIRA 14:3)

1. Nauchnaya konferentsiya, posvyashchennaya problemam fiziologii,
morfologii, farmakologii i kliniki retikulyarnoy formatsii golovno-
go mozga. 1960. 2. Laboratoriya obshchey fiziologii tsentral'noy
nervnoy sistemy Instituta normal'noy i patologicheskoy fiziologii
AMN SSSR, Moskva (for Agafonov, Shumilina). 3. Laboratoriya
vozrastnoy fiziologii i patologii Instituta normal'noy i patolo-
gicheskoy fiziologii AMN SSSR, Moskva (for Arshavskiy). 4. Elektro-
fiziologicheskaya laboratoriya Instituta mozga AMN SSSR, Moskva
(for Trofimov).

(BRAIN)

SNYAKIN, P.G., prof.

Dissociations of the physiological functions of the oral cavity.
Teor. i prak. stom. no.5:105-110 '61 (MIRA 16:12)

1. kafedry normal'noy fiziologii (zav. - prof. P.G.Snyakin)
Moskovskogo meditsinskogo stomatologicheskogo instituta.

SHYAKIN, P.G., prof.; YESAKOV, A.I., kand.biolog.nauk

Muscular sense. Zdorov'e 7 no.9:9-10 S '61.
(MUSCULAR SENSE)

(MIRA 14:9)

SNYAKIN, P.G.; ZAYKO, N.S.

Intero- and exteroceptor connections. Trudy 1-go MMI 11:209-221 '61.

(MIRA 15:5)

1. Laboratoriya fiziologii i patologii organov chuvstv (zav. -
prof. P.G.Snyakin) Instituta normal'noy i patologicheskoy fiziologii
AMN SSSR, Moskva.

(TASTE)

(STOMACH--INNERVATION)

SHYARIN, P.G.; KURLOVA, L.M.

Some current problems in the physiology and pathology of the organs
of feeling. Vest. AN SSSR 16 no.5:78-84 '61. (MIRA 17:12)

1. Institut normal'noy i patologicheskoy fiziologii AN SSSR.
(RECEPTORS (NEUROLOGY)) (SENSES AND SENSATION)

SMYAKIN, P.G.

Central regulation of the activity of sensory systems. Fiziol. zhur.
47 no.11:1345-1351 N '61. (MIRA 14:11)

1. From the laboratory of physiology and pathology of sensory
organs, U.S.S.R. Academy of Medical Sciences Institute of Normal
and Pathologic Physiology and the Department of Physiology,
Stomatological Medical Institute, Moscow.

(SENSE-ORGANS) (NERVOUS SYSTEM)
(RECEPTORS (NEUROLOGY))

SNYAKIN, P.G.

Neurodynamics in perception physiology. Trudy Inst. norm. i pat.
fiziol. AMN SSSR 6:60-62 '62 (MIRA 17:1)

1. Laboratoriya fiziologii i patologii organov chuvsts (zav. -
prof. P.G.Snyakin) Instituta normal'noy i patologicheskoy
fiziologii AMN SSSR.

SHYAKIN, P. G., prof.; YESAKOV, A. I., kand. biologicheskikh nauk

Our habits are stereotypes. Zdorov'e 8 no.11:4-5 H '62.
(MIRA 15:10)

(HABIT)

SNYAKIN, P.G.

Interaction of analyzers in the process of stimulus perception.
Trudy Inst.norm.i pat.fiziol. AMN SSSR 7:88-89 '64.

(MIRA 18:6)

1. Laboratoriya fiziologii i patologii organov chuvstv (zav. -
prof. P.G.Snyakin) Instituta normal'noy i patologicheskoy
fiziologii AMN SSSR.

SNYAKIN, P. I.

Development of the relationship between ocular and skin perception
of light in man. *Biul. eksp. biol. i med.* 52 no.3:16-21 Ag 1961.
(MIRA 18:3)

1. Laboratoriya fiziologii i patologii organov chuvstv Instituta
normal'noy i patologicheskoy fiziologii (dir. - deystvitel'nyy chlen
AMN SSSR prof. V.V. Parin) AMN SSSR, Moskva. Submitted May 1, 1963.

SNYAKIN, P.G. (Moskva)

Dialectic unity of foam and function in physiology. Vest. AMN SSSR
20 no.1:54-58 '65. (MIRA 18.4)

SNYAKIN, P.G.

Some problems of neurodynamics in the physiology of perception.
Vest.AMN SSSR 20 no.7:12-18 '65.

(MIRA 18:8)

1. Institut normal'noy i patologicheskoy fiziologii AMN SSSR,
Moskva.

SNYAKINA, I.P.

New method for intravenous injections in rats. Pat. fiziol. i
eksp. terap. 9 no.5:88 S-0 '65. (MIRA 19:1)

1. Laboratoriya eksperimental'noy terapii bolezney sistemy krovi
(zav. - prof. I.I. Zaretskiy) Tsentral'nogo ordena Lenina insti-
tuta gematologii i perelivaniya krovi (direktor -dotsent A.Ye.
Kiselev), Moskva. Submitted July 28, 1964.

SNIATINOVSKAYA, Eng. I.

Photography - Films

Strip of colored film. Znan. sila 22 no. 9, 1952.

Monthly List of Russian Accessions. Library of Congress, December 1952. Unclassified.