

Skopin M.I.

2/3

plus élémentaires, d'ailleurs, que celles du travail considéré de Skopin) que G^* est isomorphe, en tant que groupe topologique, au quotient du complété F_{n+2}^* , par rapport à sa p -topologie, du groupe libre F_{n+2} de $n+2$ générateurs par l'adhérence de son sous-groupe invariant engendré, en tant que tel, par un unique élément ρ de ce groupe. Il n'arrive pas, toutefois, à déterminer complètement la forme de G^* . Ainsi, tandis que Kawada détermine, d'une manière in-

complète seulement, la structure du groupe G^* tout entier, l'auteur détermine complètement la structure d'un facteur assez petit de ce groupe.

M. Krasner (Paris).

SUBJECT
AUTHOR
TITLE
PERIODICAL

USSR/MATHEMATICS/Algebra
SKOPIN A.I.
p-extensions of a local field which contains the p^M -th root
of unity.
Izvestija Akad.Nauk 19, 6, 445-470 (1955)
reviewed 1/1957

CARD 1/4

PG - 536

Let k_0 be a local field, i.e. finite algebraic extension of a p-adic field ($p \neq 2$), and let k_{i+1} arise from k_i by adjunction of all normal fields of p-th degree for $i \geq 0$. The determination of the Galois group \mathcal{G}_m of k_m was made by Šafarevič for the case that k_0 does not contain the p-th roots of unity. In the present paper the author determines \mathcal{G}_m for the case that k_0 contains the p^M -th roots of unity with $M \geq m$. Result: $\mathcal{G}_m = \mathcal{F}/\mathcal{F}^{(m)}$. Here \mathcal{F} is the fundamental group with the generating elements $a_1, \dots, a_{\frac{1}{2}}$,

$b_1, \dots, b_{\frac{1}{2}}$ and with the single relation

$$a_1 b_1 a_1^{-1} b_1^{-1} \dots a_{\frac{1}{2}} b_{\frac{1}{2}} a_{\frac{1}{2}}^{-1} b_{\frac{1}{2}}^{-1} = 1,$$

known from the topology. Furthermore p^v is the index of the group of all p-th

Izvestija Akad.Nauk 19, 6, 445-470 (1955)

CARD 2/4

PG - 536

powers $\neq 0$ of k_0 in the group of all numbers $\neq 0$ of k_0 , finally $Q^{(0)} = Q$ for an arbitrary group Q and $Q^{(i+1)}$ is the minimal normal subgroup of $Q^{(i)}$ with elementary, i.e. abelian factor group of the type (p, p, \dots) . The group-theoretical auxiliary means: 1) Let Q_1 be a finite p -group with a minimal number of generating elements ν , S be the free group with generating elements, $Q_1 = S/H_1$, $H_2 = H_1^P [H_1, S]$, where H_1^P are generated from the p -th powers of the $h_1 \in H_1$ and $[H_1, S]$ from the $h_1 s h_1^{-1} s^{-1}$ with $s \in S$. Then the group of the classes of associated factor systems which belong to the extension problem of H_1/H_2 by means of S/H_1 , is isomorphic to H_1/H_2 . 2) A canonical representation of the factor group S/S_1 is given where $S_1 = S^P [S, S]$ and $S_{i+1} = S_i^P [S_i, S]$ and the representation of S is used in the ring of the formal power series ($a_s = 1+x_s$, $a_s^{-1} = 1-x_s+x_s^2 - \dots$ for the generating elements a_s of S).

Izvestija Akad.Nauk 19, 6, 445-470 (1955)

CARD 3/4

PG - 536

3) If H is a subgroup of the index i of the fundamental group \mathcal{F} with $2h$ generating elements, then H itself is a fundamental group with $i(2h-2)+2$ generating elements.

4) Let \mathcal{R} be a finite group with an even number of generating elements $a_1, \dots, a_{2\nu}$, further $\phi = \mathcal{R}^p [\mathcal{R}, \mathcal{R}]$, $\phi_1 = [\phi, \mathcal{R}]$. If then

$$a_1 a_2 a_1^{-1} a_2^{-1} \dots a_{2\nu-1} a_{2\nu} a_{2\nu-1}^{-1} a_{2\nu}^{-1}$$

lies in ϕ_1 , then \mathcal{R} is a homomorphic image of the fundamental group with 2ν generating elements.

The field-theoretical considerations: 1) Let $\overline{k_2}$ be the compositum of all central cyclic extensions of p -th degree of k_1 . The application of the imbedding theorem due to R.Brauer yields the structure of the Galois group of $\overline{k_2}$.

2) Between $\overline{k_2}$ and k_m still the field $\overline{k_m}$ is put which arises from $\overline{k_2}$ by adjunction of the p^m -th roots of the elements of k_0 . The application

SKOPIN, A.I.; ROMANOV, P.A.

~~SECRET~~
Hermetic sealing of corrugated cardboard boxes. Khleb. i kond. prom.
1 no.9:41-44 S '57. (MIRA 10:11)

1. Moskovskaya biskvitnaya fabrika "Bol'shevik."
(Paperboard) (Packaging machinery)

16(1)

AUTHORS: Faddeyev, D.K., Skopin, A.I. SOV/20-127-3-13/71

TITLE: On the Proof of a Theorem of Kawada

PERIODICAL: Doklady Akademii nauk SSSR, 1959, Vol 127, Nr 3, pp 529-530 (USSR)

ABSTRACT: The group of a normal algebraic p -extension k of the local field k_0 of degree n_0 over R_p is representable as a factor group S/H , where S is a free group with $\nu = n_0 + 2$ generators and H normal subgroup of S . If all fields k are contained in a fixed extension of K , then the k and the normal subgroups H stand in a one-to-one relation. It is proved that to the fields k there correspond exactly those H which contain a fixed word from S for a fixed K . This statement gives a simpler proof of the result of Kawada [Ref 1]. There are 4 references, 1 of which is Soviet, 1 Japanese, and 2 German.

PRESENTED: April 11, 1959, by I.M. Vinogradov, Academician

SUBMITTED: April 9, 1959

Card 1/1

FADDEYEV, Dmitriy Konstantinovich; PETROVSKIY, I.G., akademik, otv.red.
Prinimali uchastiye: SHAPIRO, A.P., student; TUSHKINA, T.A., studentka;
BOROVSKIY, Yu.Ye., student; SMIRNOV, G.P. [deceased], student;
KUTIKOV, L.B., student; IVANOV, F.A.; NIKOL'SKIY, S.M., prof.,
zamestitel' otv.rd.; SKOPIN, A.I., kand.fiz.-mat.nauk, red.izdaniya;
BARKOVSKIY, I.V., red.izd-va; BOCHEVER, V.T., tekhn.red.

[Tables of the fundamental unitary representations of Fedorov groups]
Tablitsy osnovnykh unitarnykh predstavlenii fedorovskikh grupp.
Moskva, Izv-vo Akad.nauk SSSR, 1961. 173 p. (Akademiia nauk SSSR,
Matematicheskii institut. Trudy, vol.56) (MIRA 14:4)

1. Leningradskiy gosudarstvennyy universitet, matematiko-mekhanicheskiy fakul'tet (for Shapiro, Tushkina, Borovskiy, Smirnov, Kutikov).
2. Leningradskoye otdeleniye Matematicheskogo instituta im. V.A. Steklova (for Ivanov).
(Crystallography--Tables, etc.) (Groups, Theory of)

BOREVICH, Z.I.; SKOPIN, A.I.

Local field extensions with a normal basis for principal units.
Trudy Mat. inst. 80:45-50 '65. (MIRA 18:7)

SKOPIN, A.I.

Ideals of relations. Trudy Mat. inst. 80:117-128 '65.
(MIRA 18:7)

SHIRIN, P.K., kandidat tekhnicheskikh nauk; SKOPIN, G.A., nauchnyy sotrudnik; BUDAKOV, S.V., nauchnyy sotrudnik; PERELYGIN, G.M., redaktor izdatel'stva; GUSEVA, S.S., tekhnicheskii redaktor

[Standard flowsheets for finishing work] Tipovye tekhnologicheskie karty po otdelochnym rabotam. Moskva, Gos. izd-vo lit-ry po stroit. i arkhitekture, 1956. 135 p. (MLRA 10:2)

1. Moscow. Nauchno-issledovatel'skii institut organizatsii i mekhanizatsii stroitel'stva.
(Building)

SHIRIN, P.K., kand.tekhn.nauk; SKOPIN, G.A., nauchnyy sotrudnik: Prinimali uchastiye: ANTONOV, V.I., inzh.; ZELENIN, S.S., inzh.; BOGUSHEVICH, Ye.N., inzh.; KLIMOVA, G.D., red.izd-va; GOL'BERG, T.M., tekhn.red.

[Norms RN-1-60 for drawing-up plans for the organization of construction] Raschetnye normativy dlia sostavleniia proektov organizatsii stroitel'stva RN-1-60. Moskva, Gos.izd-vo lit-ry po stroit., arkhit. i stroit.materialam, 1960. 98 p.

(MIRA 13:12)

1. Akademiya stroitel'stva i arkhitektury SSSR. Institut organizatsii, mekhanizatsii i tekhnicheskoy pomoshchi stroitel'stvu.
 2. Rukovoditel' Sektora organizatsii promyshlennogo stroitel'stva i tekhnologii proizvodstva rabot Nauchno-issledovatel'skogo instituta organizatsii, mekhanizatsii i tekhnicheskoy pomoshchi stroitel'stvu (for Shirin).
 3. Otdel ekonomiki i organizatsii stroitel'stva Gosstroya SSSR (for Antonov, Zelenin, Bogushevich).
- (Construction industry)

SKOPIN, Ivan Dmitriyevich; VOROTNIKOVA, R.V., red.

[Always searching] Vsegda v poiske. Voronezh, Voronezh-
skoe knizhnoe izd-vo, 1963. 43 p. (MIRA 18:1)

USSR/General and Specialized Zoology - Insects.

P.

Abs Jour : Ref Zhur - Biol., No 8, 1958, 35294

Author : Skopin, N.G.

Inst :

Title : On the Biology of the Red-Winged Poplar Leaf Beetle and the Eastern Leaf Beetle in South Eastern Kazakhstan.

Orig Pub : Uch. zap. Kazakhsk. un-t, 1956, 21, 113-118.

Abstract : *Melasoma populi* is a dangerous pest; it lives on all kinds of cultivated and wildy growing poplar trees, on tugay poplar ("turanga"), on the aspen tree and all species of smooth-leaved willows. *Angelastica alni orientalis* feeds on the foliage mostly of the Lombardy poplar, willow and the apple, the elm, the "karagach"-elm, the hemp nettle, the weedy hamp, the camel thorn, the almond, lucerne and other trees. Data were given on the yearly cycle and the number of generations, phenology and ecology of the pests. Varieties in the activities of these pests

Card 1/2

SKOPIN, N.G.

Larvae of *Hoplia averini* Medv. (Coleoptera, Scarabaeidae) [with
summary in English]. Zool. zhur. 36 no.7:1093-1095 J1 '57.
(MLRA 10:9)

1. Kafedra zoologii bespozvonochnykh Kazakhskogo gosudarstvennogo
universiteta.

(Ili Valley--Scarabaeidae) (Larvae--Insects)

USSR./ General and Special Zoology. Insects. Harmful P
Insects and Mites. General Problems.

Abs Jour: Ref Zhur-Biol., No 1, 1959, 2355.

Author : Skopin, N.
Inst : Zoological Institute, AS, Kazakh, SSR.
Title : May Beetles, Elaters and Pseudo-Wireworms of
Virgin Lands in the North of Akmolinskaya
Oblast'.

Orig Pub: Tr. In-ta zool. AN KAZSSR, 1958, 8, 138-145.

Abstract: Three and four harmful May beetle species,
four and five elater species and five and seven
harmful pseudo-wireworm Alleculidae, Tenebrion-
idae, etc. resembling wireworms/ species were
discovered in Atbasarskiy and Balkashinskiy Ray-
ons. Infestation by wireworms and to a lesser
degree by pseudo-wireworms and May beetles was on

Card 1/2

SKOPIN, N.G.

Oodescelis iliensis Skopin sp. nova, a new species of darkling
beetles of the tribe Platyscelini from southeastern Kazakhstan.
Trudy Inst. zool. AN Kazakh. SSR 8:146-150 '58. (MIRA 11:6)
(Kazakhstan--Darkling beetles)

SKOPIN, N.G.

Larvae of root feeders of the group *Brahmina* (Coleoptera, Scarabaeidae) [with summary in English]. Zool. zhur. 37 no.2:301-305
F '58. (MIRA 11:3)

1. Kafedra zoologii Kazakhskogo gosudarstvennogo universiteta,
Alma-Ata. (Kazakhstan--Scarabaeidae) (Larvae--Insects)

SKOPIN, N.G.

Larvae of two species of the genus *Cyphogenia* Sol. (Coleoptera, Tenebrionidae) [with summary in English]. Zool.zhur. 37 no.10:1558-1561 0 '58. (MIRA 11:11)

1. Kafedra zoologii Kazakhskogo gosudarstvennogo universiteta (Alma-Ata).
(Ili Valley--Darkling beetles) (Larvae--Insects)

SKOPIN, N.G.

Larvae of beetles of the tribe Platyopini (Coleoptera,
Tenebrionidae). Zool.zhur. 38 no.1:69-75 Ja '59. (MIRA 13:4)

1. Chair of Zoology, Kazakh State University, Alma-Ata.
(Darkling beetles) (Larvae--Insects)

SKOPIN, N.G.

Larvae of the genus *Adesmia* Fisch. (Coleoptera, Tenebrionidae).
Zool.zhur. 39 no.7:1039-1043 JI '60. (MIRA 13:7)

1. Department of Zoology, Kazakh State University, Alma-Ata.
(Syr Darya Valley--Darkling beetles)
(Larvae--Insects)

SKOPIN, N.G.

Larvae of *Dasytrogus transcasicus* Brske. (Coleoptera, Scarabaeidae).
Trudy Inst.zool. AN Kazakh. SSR 11:137-139 '60. (MIRA 13:11)
(Scarabaeidae)

SKOPIN, S.G.

Selecting a practical system for working the thick layers of
coal in the Tom'-Usa deposit. Trudy Inst. gor. dela Sib. otd.
AN SSSR no.3:81-99 '60. (MIRA 14:4)
(Kuznets Basin--Coal mines and mining)

SKOPIN, S.G.

Nature of the relationship between practical dimensions of entry
chain pillars and the deciding factors. Trudy Inst. gor. dela
Sib. otd. AN SSSR no.3:100-114 '60. (MIRA 14:4)
(Mining engineering)

SKOPIN, S. G.

Cand Tech Sci - (diss) "Several problems of the development of rich coal strata under conditions of the Tom'Usinskiy Deposits of the Kuzbass." Novosibirsk, 1961. 19 pp with nomographs; (Academy of Sciences USSR, Siberian Division of the Academy, Joint Academic Council for Physics-Mathematics and Tech Sci); 220 copies; price not given; (KL, 7-61 sup, 246)

BAK, B.G. and GHEKAROV, G.R.

Investigating the problem concerning the balance of mine filling materials at the Prokop'evskugol' Trust. Vop. gor. davl. no.17: 39-42 '63. (MIRA 18:9)

1. Institut gornogo dela Sibirskogo otdeleniya AN SSSR.

L 10341-67 EWP(c)/EWP(k)/EWT(d)/EWP(h)/EWP(l)/EWP(v) IJP(c)
ACC NR: AP6029878 SOURCE CODE: UR/0413/66/000/015/0041/0042 40

AUTHORS: Ruzanov, Yu. N.; Kokhanov, B. T.; Skopin, V. K.

ORG: none

TITLE: Method for tolerance self-control of time-pulse measuring devices with indication of the sign of the deviation. Class 21, No. 184295

SOURCE: Izobret prom obraz tov zn, no. 15, 1966, 41-42

TOPIC TAGS: quality control, self adaptive control, control circuit, measuring apparatus

ABSTRACT: This Author Certificate presents a method for tolerance self-control of time-pulse measuring devices with indication of the sign of the deviation. To produce a signal for the suitability or unsuitability of the device with negative or positive measurement error, the output signals of n-a most significant digits of the counter and the output signals of n-b most significant digits of the counter (where n is the number of digits in the output code of the device, a is the number of least significant digits of the device counter comprising the negative tolerance field of self-control, and b is the number of least significant digits of the device counter comprising the positive tolerance field of self-control) are added in preliminary (channel) summaters. The signals for the sign of the tolerance field in which the device operates are taken from these summaters (see Fig. 1). "Ones" should be recorded in

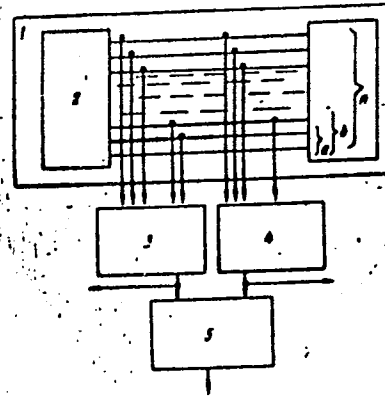
Card 1/2

UDC: 681.142-523.8

L 10341-67

ACC NR: AP6029878

Fig. 1. 1 - measuring device; 2 - counter;
3 and 4 - summators of first and
second channels; 5 - summator-analyzer



the n-a most significant digits as a result of self-control if the device is in the negative tolerance field of self-control. "Zeros" should be recorded in the n-b most significant digits if the device is in the positive tolerance field of self-control. The output signals of the channel summators are added in a summator-analyzer, and the suitability of the device is judged by the result. Orig. art. has: 1 diagram.

SUB CODE: A3,09/ SUBM DATE: 28Nov64.

Card 2/2 mlo

Skopin, Yu. A.

me

me

2

✓ Electrochemical measurement of surface of metallic powders, Yu. A. Skopin and D. V. Sokol'ski. *Vestnik Akad. Nauk Kazakh. S.S.R.* 12, No. 8, 89-91(1956).—
 Detn. of surface area of metallic powder is made in a horizontal, glass hydrogenation boat (diagram supplied) provided with a satd. calomel electrode, a polarizing electrode, and metallic electrodes for detn. of local potentials of the powder, as well as a Pt screen cup for polarization of the powder. Tests were made with Pt and Pd blacks which were satd. with H in 0.1N H₂SO₄. When the specimen was satd. with H (no further absorption and attainment of reversible H potential), all H was displaced by N, anodic polarization was applied, and the metal powder potential was detd. When Pt reached 920 mv. or Pd 760 mv., cathodic polarization was applied and the charge curve was taken in the reverse direction. The curves for powders were comparable to those obtained with solid metals, which permitted the calcn. of surface area of the powders; cf. A. Frumkin and A. Shlygin, *C.A.* 28, 4667⁴ and B. V. Ershler, *C.A.* 32, 4084⁴. G. M. Kosolapoff

of

SKOPIN, Yu. A.

32-8-53/61

AUTHOR: None Given

TITLE: Short Reports (Korotkiye soobshcheniya).

PERIODICAL: Zavodskaya Laboratoriya, 1957, Vol. 23, Nr 8, pp. 1002-1004 (USSR)

ABSTRACT: Dmitriyev, P.P. (Tashkentskiy khimicheskiy institut Akademii nauk UzSSR) suggested an alteration in the already known apparatus for oil-refining and determining the effective boiling points of mineral oil products according to Badgadzher in that the separation of the fractions does not take place in the Kleisen-pistons but in the apparatus itself, which permits a reduction of the time needed for the experiment, the elimination of losses and greater accuracy. There are 2 figures.

Krishtul, V.P. and Paskutskaya, L.N. (Akademiya kommunal'nogo khozyastva) suggested a kind of water jet-sucking pump to be used for emptying the vessels after the experiments are finished, which is assumed to offer technical-practical advantages. There is 1 figure.

Skopin, Yu.A. (Kazakhskiy sel'skakhozyaystvennyy institut) suggested a device for gas washing which offers the advantage that the washing liquid can be used without shutting off the gas and in which the gas washing process takes place between the bottoms of two telescoped vessels. There is 1 figure.

Card 1/3

32-8-53/61

Short Reports

Korshunov, V.I. (Institut goryuchikh iskopayemykh Akademii nauk SSSR) suggested an apparatus for the fraction analysis of dispersive minerals. The apparatus consists of a cylindrical vessel the lower end of which forms a cone and is connected to a tube where a straight-way cock is provided. At the side, in the middle of the cylinder, there is a feeder through which the fine-grained mineral is fed, mixed with a liquid which has approximately the same specific weight. The lighter fractions, which rise up are caught by the channel provided above; the heavier ones, which are deposited below, are eliminated by the straight-way cock.

Simonyan, A.A. (Moskovskiy torfyanoy institut) suggested an apparatus for the determination of the maximum of the shearing stress and the coefficients of the lateral pressure of the plastic materials (chalk, peat, etc.). The apparatus consists of a horizontally fixed tube of several parts which can easily be disassembled into its individual parts and has inside a thread-like cut which prevents the displacement of the material it contains. One of the branches of the tube has an inductor for measuring the lateral pressure. The pressure is caused by a piston, which is introduced into the tube. The other end of the tube is fitted with a closing device. The number of the parts of the tube is reduced by dismantling them as required. Examples of application, 1 figure.

Card 2/3

80308
SOV/81-59-7-22596

5.3200

Translation from: Referativnyy zhurnal. Khimiya, 1959, Nr 7, p 73 (USSR)

AUTHORS: Sokol'skiy, D.V., Shmonina, V.P., Skopin, Yu.A., Tverdokhlebova,
N.S., Dunina, L.P.

TITLE: The Investigation of the Liquid-Phase Hydration of Acetylene¹
According to Kucherov. I. The Effect of the Composition of the
Catalytic Solution on the Course of the Reaction

PERIODICAL: Tr. In-ta khim. nauk. AS KazSSR, 1958, Nr 2, pp 158 - 172

ABSTRACT: The hydration of C_2H_2 was studied by passing it through a sulfuric
acid solution of HgO and $Fe_2(SO_4)_3$, depending on the composition
and the temperature of the solution, the rate and the duration of
passing C_2H_2 through the solution. The loss of catalytic activity
of mercury compounds in the course of the process is caused by re-
ducing them to mercury metal with its removal from the solution.
In the absence of oxide iron the deactivation of the catalyst takes
place more quickly, the introduction of $Fe_2(SO_4)_3$, though pro-
moting the removal of mercury from a solution in a more dispersed
state, inhibits its reduction, increasing the reaction rate. The

Card 1/2

5(4)

AUTHORS: Sokol'skiy, D. V., Academician of the SOV, '20-126-2-30/64
AS Kazakh SSR, Skopin, Yu. A.

TITLE: Investigation of an Oxide-Platinum Catalyst by the
Electrochemical Method (Izucheniye okisno-platinovogo
katalizatora elektrokhimicheskim metodom)

PERIODICAL: Doklady Akademii nauk SSSR, 1959, Vol 126, Nr 2,
pp 334-336 (USSR)

ABSTRACT: The present paper supplies data concerning the reduction of
platinum oxide in acid and basic solutions accompanied by
the simultaneous variation of the potential of the powder.
Also the charge curves of platinum-niello were plotted. The
production of the platinum oxide and the apparatus used for
its reduction have already been described (Refs 2, 3). First,
the reduction of platinum oxide into 0.1 n, 1 n, and 5 n
sulphuric acid is discussed. A diagram shows the dependence
of the quantity of oxygen absorbed on time, and the variation
of the potential of the platinum wire during the reduction
of the platinum oxide. During the first minutes of stirring,
the potential shifts by 100 - 120 mv into the oxygen range,

Card 1/3

Investigation of an Oxide-Platinum Catalyst by the
Electrochemical Method

SOV/20-126-2-30/64

extent at the highest reduction velocity into the oxygen domain. The anodic charge curves of platinum-niello plotted in anodic solutions have no distinctly marked transition within the range of the double layer. The quantity of adsorbed hydrogen increases with increasing concentration of the base. The last part of the present paper deals with the reduction of platinum oxide in water, ethyl alcohol, n-hexane, and benzene. The curve of platinum-oxide reduction in n-hexane is similar to the analogous curve for 0.1n sulphuric acid. There are 4 figures and 4 references, 3 of which are Soviet.

ASSOCIATION: Kazakhskiy gosudarstvennyy universitet im. S. M. Kirova
(Kazakh State University imeni S. M. Kirov)
Kazakhskiy sel'skokhozyaystvennyy institut
(Kazakh Agricultural Institute)

SUBMITTED: February 10, 1959

Card 3/3

SKOPINA, E.L.; LOPOTKO, I.A., professor, direktor; VOYACHEK, V.I., professor,
deystvitel'nyy chlen Akademii meditsinskikh nauk SSSR, nauchnyy rukovoditel'.

Allergic edema of the larynx. Vest. oto-rin. 15 no.4:84-85 J1-Ag '53.
(MLRA 6:9)

1. Leningradskiy nauchno-issledovatel'skiy inatitut bolesney ukha, gorla, nosa
i rechi. (Larynx--Diseases) (Edema)

SKOPINA, E. L., Cand Med Sci -- (diss) "Intratruncal archi-
tectonics of ^{the 8th} ~~VIII~~ pair of craniocerebral nerves." Saratov,
1957. 19 pp (Min of Health RSFSR, Saratov Med Inst) (KL,
52-57, 112)

- 126 -

SKOPINA, Eleonora Lyudvigovna

(vnutristvol'naya) Architechtronics VII
Pairs of Brain-grafting of the Nerves

D issertation for candidate of a Medical Science degree. Leningrad
"N.I.I." For Diseases of the Ears, Throat, and Nose, 1957

USSR / Human and Animal Morphology (Normal and Pathological). The Peripheral Nervous System. S-2

Abs Jour: Ref Zhur-Biol., No 10, 1958, 45517.

Author : Skopina, E. L.
Inst : Saratov Medical Institute
Title : The Intracolumnar Architectonics of Eight Pairs of the Cranial Nerves.

Orig Pub: Tr. Saratovsk. med. in-ta, 1957, 9, 71-79.

Abstract: Details of the structure of the cochlear nerve (CN) and the vestibular nerve (VN) and their correlations were studied. Eighty cochlear and vestibular nerves of persons, perished in accidents or from diseases free of ear or brain pathology, were investigated. The nerves were extracted by a specially developed process and were treated with various histological methods. CN and VN possess a mixed type of structure. The union of

Card 1/2

22

SKOPINA, E.L.

Nose injuries and their forensic evaluation [with summary in English]. Vest.oto-rin. 19 no.6:51-55 N-D '57 (MIRA 11:3)

1. Iz kafedry bolezney ukha, gorla i nosa (zav.-prof. M.I.Vol'fkovich) i kafedry sudebnoy meditsiny (zav.-dotsent I.V.Skopin) Saratovskogo meditsinskogo instituta.

(NOSE, wds. and inj. forensic evaluation)

(MEDICINE, LEGAL forensic aspects of nose inj.)

SKOPINA, E.L. (Leningrad)

~~Intrafascicular~~ structure and blood supply of branches of the cochlear and vestibular nerves [with summary in English]. Vest. oto-rin. 20 no.1:46-49 Ja-F '58. (MIRA 11:3)

1. iz Leningradskogo nauchno-issledovatel'skogo instituta po boleznyam ukha, gorla, nosa i rechi (dir.-prof. I.A.Lopotko, nauchnyy rukovoditel'-deystvitel'nyy chlen AMN SSSR prof. V.I. Voyachek).

(NERVES, VESTIBULAR

intrafascicular structure & blood supply (Rus)

(NERVES, COCHLEAR

same)

SKOPINA, E. L., kand. med. nauk

Etiology of some forms of hemorrhage from the upper respiratory tract. Vest. otorin. no.5:5-9 '61. (MIRA 14:12)

1. Iz kafedry bolezney ukha, nosa i gorla (zav. - prof. M. I. Vol'fkovich) Saratovskogo meditsinskogo instituta.

(HEMORRHAGE) (RESPIRATORY SYSTEM--DISEASES)
(LIVER--DISEASES)

KLIMOVSKAYA, Z.A.; SKOPINA, I.N.

Color variation of the inflorescence in dahlias reproduced by
seed, Trudy Alma-At.bot.sada 5:121-131 '60. (MIRA 13:6)

(Alma-Ata--Dahlias--Varieties)
(Color of flowers)

SKOPINA, I.N.

Larvae of two species of Scarabaeidae (Coleoptera) from the
Mangyshlak Peninsula. Zool. zhur. 43 no. 5:772-773 *64
(MIRA 17:7)

1. Nauchno-issledovatel'skiy institut ~~zashchity~~ rasteniy, Alma-Ata.

SHEFTEL', I.T., kand.tekhn.nauk; SKOPINA, M.I., inzh.; FILIPPOVA, O.N., inzh.;
CHEBOTAREVA, E.S., inzh.

Quick-response bead-type thermistors. Vest. elektroprom. 34 no.8:71-
73 Ag. '63. (MIRA 16:9)

(Thermistors)

SKOPINA, N. P., PETROVA, Z. F. and SYCHEVSKAYA, V. I.

"The Role of Sinanthropic Flies in Transmission of Dysentery Microbes and Eggs of the Dwarf Tapeworm in the City of Fergana."

Tenth Conference on Parasitological Problems and Diseases with Natural Reservoirs, 22-29 October 1959, Vol. II, Publishing House of Academy of Sciences, USSR, Moscow-Leningrad, 1959.

Uzbek Institute of Malaria and Medical Parasitology (Samarkand)

VINOGRAD-FINKEL', F.R.; SKOPINA, S.B.

Complications associated with transfusion of Rh incompatible blood
and their prevention. Khirurgiia, Moskva no.3:74-75 Mar 51. (CLML 20:7)

VINOGRAD-FINKEL', F.R.; SKOPINA, S.B.

Complications associated with transfusion of Rh incompatible
blood and their prevention. Khirurgiia, Moskva no.5:5-13 May 1951.
(CJML 20:9)

1. Of the Central Order of Lenin Institute of Hematology and
Blood Transfusion (Director--Prof. A.A. Bagdasarov, Corresponding
Member of the Academy of Medical Sciences) of the Ministry of
Public Health USSR.

BAGDASAROV, A.A., professor; VINOGRAD-FINKEL', E.R., professor; AKSENOVA,
O.V.; BOGOYAVLENSKAYA, M.P.; BOLDYSHEVA, G.M.; RODINA, R.I.;
SKOPINA, S.B. (Moskva)

Use of concentrated leukocyte in the treatment of chronic radiation
sickness. Kih.med.33 no.6:28-40 Je '55. (MLRA 8:12)

1. Chlen-korrespondent AMN SSSR (for Bagdasarov)
(RADIATION SICKNESS, ther.
leukocytes)
(BLOOD TRANSFUSION,
leukocytes in ther. of radiation sickness)
(LEUKOCYTES, Ther use
radiation sickness)

BAGDASAROV, A.A., professor; RUTBERG, R.A.; VINOGRAD-FINKEL', F.R.;
TEHMINT'YMVA, E.I.; LMONTOVICH, V.A.; SKOPINA, S.B.; ABDULLAYEV, G.M.

Preparation of blood without stabilizers and leukocyte mass by means
of cation exchanging sorbents for clinical blood transfusions. Probl.
gemat. i perel. krovi 1 no.3:38-42 My-Je '56. (MLRA 10:1)

1. Iz TSentral'nogo ordena Lenina instituta gematologii i perelivaniya
krovi (dir. - chlen-korrespondent AMN SSSR prof. A.A.Bagdasarov)
Ministerstva zdravookhraneniya SSSR.

(BLOOD BANKS

blood without stabilizers & leukocyte mass prep. with
cation exchange resins)

(ION EXCHANGE RESINS

cation exchange resins in prep. of blood without stabilizers
of leukocyte mass)

SKOPINA, J. B.

7-4

USSR / Human and Animal Physiology (Normal and Pathological). Blood.

Abstr Jour : Ref Zhur - Biologiya, No 13, 1956, No. 6284

Author : Bogdanov, A. A.; Tsvetkov, K. I.; Vinograd-Vinob, P. K.; Rubinsk, E. A.; Leonovich, V. A.; Sheplina, S. B.

Inst : Lymphocyte Mass - A New Transfusion Medium

Orig Pub : V sb.: sovetsk. probl. gematol. i perelivaniya krovi. 1977. 3, M. Moskva, 1976, 23-33

Abstract : For obtaining a lymphocyte mass (LM) from blood, prepared without a stabilizer (S) with the aid of ionogram (II) periodic acid, sodium picrylate (I) and ionogram (II) were used for the sedimentation of erythrocytes (E). I in a concentration of 0.4% and II in 0.5-0.8% produced a separation of plasma with 70-90% leukocytes (L) in 30-45 minutes. From 450 ml. of donor's blood, about

Card 1/3

2 billion L were obtained. I and II did not produce any toxic reactions in rabbits. Patients treated with II. favorably toward transfusions of LM prepared with II. The sedimentation of blood in horizontal position with a subsequent change from the plasma and L. For the separation of sterility, 0.025 g. of sodium-stilladyl and 0.0015 g. of rifamcol was added to the solution. The addition of 0.6% solution of glucose increased the lymphocyte viability. During the first few days, 91-97% of L maintained their usual characteristics. In preserving the L with fibrinogen-containing plasma with the addition of glucose to the serum, in colloidal and even saline solution, a non-specific clumping occurred

Card 2/3

by

on the 3-4th day. The largest number of viable L was obtained by keeping them at 8-10°C; at 18-27°C L were rapidly destroyed. The neutrophils degenerated the earliest (on the 10th day about 20% of them remained); the lymphocytes were the most viable. Phagocytic activity dropped sharply with the length of time of preservation. The ability to granulate the blood was observed for a longer period; on the 10th day it remained in 50% of the L. After removal of plasma the LM was placed into ampoules T-17K (Central Institute of Blood Transfusion) No 1. The transfusion was made from this ampoule by a stream with a reduced rate of speed. Moderate amounts of LM may be transfused with a silicified syringe. The transfusion of LM within the first day produced no complications. -- A. D. Baboborodov

Card 3/3

SKOPINA, S.B.: LAZAREVSKIY, S.A.

Study of the gas permeability of plastic blood bags. Probl. gemat.
i perel. Krovi 8 no 9:16-17 S '63. (MIRA 17:9)

1. Iz laboratorii konservirovaniya krovi (zav. - prof. F.R.Vinograd-Finkel') i biokhimicheskoy laboratorii (zav. - prof. G.V.Derviz) Tsentral'nogo ordena Lenina instituta gematologii i perelivaniya krovi (dir.- dotsent A.Ye.Kiselev) Ministerstva zdravookhraneniya SSSR.

VINGGRAD-FINKEL', F.R., prof.; SKOPINA, S.B.; BOLOTNIKOVA, F.I.; GLUZ, D.S.;
FINNIKOVA, L.V.

Study of problems connected with the organization of mass preparation
of sterile plastic bags with preservative for a two stage blood
preservation. Probl. gemat. i perel. Krovi 8 no.9:23-29 S '63.
(MIRA 17:9)

1. Iz Tsentral'nogo ordena Lenina instituta gematologii i perelivaniya
krovi (dir. - dotsent A.Ye.Kiselev) Ministerstva zdravookhraneniya
SSSR, Tsentral'nogo nauchno-issledovatel'skogo instituta konservnoy
promysh'ennosti (dir. A.F.Namestnikov) pri Vyschem sovete narodnogo
khozyaystva SSSR Soveta Ministrov SSSR i Khimiko-farmatsevticheskogo
zavoda imeni N.A.Semashko (dir. V.I.Antipov).

SHPILOV, Ye.M.; SULEYMENOV, S.T.; SKOPINA, V.D.

Effect of calcium and magnesium oxides on the course of obtaining
foamglass from vitrophyres. Trudy Inst. stroi. i stroimat. AN
Kazakh SSR 2:167-178 '59. (MIRA 12:10)
(Glass, Cellular)

KEL'MAN, V.M.; PEREGUD, B.P.; SKOPINA, V.I.

Universal precision β -spectrometer. Atom.energ. 10 no.5:534-536
My '61. (MIRA 14:5)

(Spectrometer)

GRIGOR'YEV, Ye. P.; PEREGUD, B. P.; SERGEYEV, V. O.; SKOPINA, V. I.

On Tu^{166} decay. Izv. AN SSSR. Ser. fiz. 16 no.12:1488-1491
D '62. (MIRA 16:1)

1. Fizicheskiy institut Leningradskogo gosudarstvennogo uni-
versiteta Fiziko-tekhnicheskogo instituta AN SSSR im. A. A.
Zhdanova.

(Thulium---Decay)

S/048/62/026/012/007/016
B117/B186

AUTHORS: Grigor'yev, Ye. P., Peregud, B. P., Sergeyev, V. O., and Skopina, V. I.

TITLE: Decay of Tu^{166}

PERIODICAL: Akademiya nauk SSSR. Izvestiya. Seriya fizicheskaya, v. 26, no. 12, 1962, 1488 - 1491

TEXT: A check was carried out on the divergent statements on Tu^{166} decay in papers by Harmatz (B. Harmatz, T. H. Handley, J. W. Mihelich, Phys. Rev., 123, 1758 (1961)) and Grigor'yev (Ye. P. Grigor'yev, K. Ya. Gromov, B. S. Dzheleпов, Zh. T. Zhelev, V. Zvol'ska, I. Zvol'skiy, Izv. AN SSSR. Ser. Fiz., 25, 1217 (1961)). The quantum characteristics of the upper levels of Tu^{166} were determined more accurately. Experiments using a double focusing γ -prism spectrometer and a γ -scintillation spectrometer confirmed as correct the results obtained by Grigor'yev et al. for the energies of the transitions and for the relative intensities of the conversion lines. The two high levels with energies of 2134 and 2161 keV are heavily occupied when Tu^{166} captures electrons; their γ -transitions both take place to the

Card 1/2

Decay of Tu^{166} S/048/62/026/012/007/016
B117/B186

same lower-lying level of Er^{166} . To determine their exact characteristics, the multipole orders of the γ -transitions with energies of 2054 and 2081 keV were calculated from the conversion coefficients α_K . It was shown that

agreement between theoretical and experimental values is possible only if both transitions, or at least the one with an energy of 2054 keV, have a multipole order of $M2$. Transitions with an energy of 2054 keV take place from the 2134 keV energy level to the 2^+ level of the first rotational band. The 2134 keV energy level was assumed to have odd parity and, most probably, a spin of 3 . This paper was read to the 12th Annual Conference on Nuclear Spectroscopy held in Leningrad from January 26 to February 2, 1962. There are 3 figures and 2 tables. ✓

ASSOCIATION: Fizicheskiy institut Leningradskogo gos. universiteta (Physics Institute of the Leningrad State University); Fiziko-tekhnicheskiy institut Akademii nauk SSSR im. A. A. Zhdanova (Physicotechnical Institute of the Academy of Sciences USSR imeni A. A. Zhdanov)

Card 2/2

S/057/62/032/012/007/017
B104/B186

A precision prismatic spectrometer...

be varied over a range corresponding to electron energies from 30 to 2800 kev. The vacuum system comprises a vacuum chamber for the source, two tubelike vacuum chambers for the collimator lens and the focusing lens, a chamber for the deflecting magnet and another for the counters. Within an accuracy of 0.01%, a stabilizer keeps the current constant in a range from 0.02 to 3 a for 20 minutes. The electrons passing through the slit can be registered either by two G.M. counters working in coincidence or by counters placed at a distance of 750 mm from the slit. An automatic system controls the spectrometer according to a fixed program and records the results on a paper tape. There are 11 figures.

ASSOCIATION: Fiziko-tehnicheskly institut im. A. F. Ioffe AN SSSR,
Leningrad (Physicotechnical Institute imeni A. F. Ioffe AS USSR,
Leningrad)

SUBMITTED: July 18, 1962

Card 2/4

44213

S/057/62/032/012/008/017
B104/B186

24 (1962)

AUTHORS: Kel'man, V. M., Peregud, B. P., and Skopina, V. I.

TITLE: A precision prismatic spectrometer. II. Resolving power, aperture ratio, accuracy of measuring energy and relative intensities

PERIODICAL: Zhurnal tekhnicheskoy fiziki, v.32, no. 12, 1962, 1465-1476

TEXT: The properties of a prismatic beta-spectrometer designed in the FTI imeni A. F. Ioffe AS USSR (Zhurnal tekhnicheskoy fiziki, v. 32, no. 12, 1962, 1446-1464) are described. The instrument is adjusted by means of the Ir¹⁹² conversion spectrum and an RdTh deposit, the rectangular source (1.5·15 mm) and rectangular slit (1.5·25 mm) being arranged symmetrically. The optimal instrument half-width is $\delta = 0.027\%$ if source and slit are 1 mm wide, the resolving power is 0.036%, if the stated above adjustment is used. Characteristics are given in Table 1. The design of the vacuum system and of the source attachment makes it possible to vary the distance between the source and the center of the collimator lens from 121 cm down to 5 cm, thereby decreasing the focal length from 127 to 28 cm. If the

Card 1/4 Date 5/057/62/032/012/008/017

S/057/62/032/012/008/017
B104/B186

A precision prismatic spectrometer...

aperture diaphragm is opened 9.9 cm the solid angle varies between 0.004 and 0.8% of 4π . If the source is brought closer to the lens, the lens current I_K and the angle φ_M through which the source must be turned in order

to compensate for the rotation of the image by the magnet lenses both have to be altered (Fig. 3). In a range between 132 and 807 kev the mean line-width of the conversion spectrum lay between 0.15 and 0.21% if the source dimension was 0.6·15 mm, the source thickness 0.5 mg/cm² and the slit 2.5·40 mm. The aperture ratio was 0.4% of 4π in these measurements. The probable deviation φ of the line-width lay between 1.7 and 15%. The electron momentum was calculated from the formula

$$H_p = k \left(I_r + \frac{b}{k} \right) =$$

$$= k (I_r + I_0) = (3670 \pm 2) (I_r -$$

$$- 0.0025 \pm 0.0006),$$

where H_p is given in oersteds·cm and I_T in amperes. The error of the

Card 2/4

A precision prismatic spectrometer...

S/057/62/032/012/008/017
B104/B186

relative intensities of the conversion lines lies between 0.01 and 0.8%.
There are 5 figures and 6 tables.

ASSOCIATION: Fiziko-tekhicheskiy institut im. A. F. Ioffe AN SSSR,
Leningrad (Physicotechnical Institute imeni A. F. Ioffe
AS USSR, Leningrad)

SUBMITTED: July 18, 1962

Fig. 3. I_K/I_0 and φ_n as function of the distance ξ between source and center
of lens. Legend: (1) I_K/I_0 , (2) φ_n .

Table 1. (a) symmetrical variant, (b) great aperture ratio, (1) focal
length in cm, (2) dimensions of the aperture diaphragm in cm^2 , (3) Ω in % of
 4π , (4) source dimensions in mm, (6) aperture ratio, cm^2 , (7) $\delta = \Delta(Hq)/(Hq)$, %.

Card 3/4

LEVENBERG, Semen Yevgen'evich; SEMPINOV, A.I., rezensent;
LOPINGVA, M., red.

[Carpentry in everyday life] Stoliarnye raboty v bytu.
Moskva, Legkaya industriia, 1965. 130 p. (MLA 18:10)

ACC NR: AP7005682

SOURCE CODE: UR/0413/67/000/002/0156/0156

INVENTOR: Saksonov, Z. A.; Sankov, Ye. I.; Skopinov, A. P.; Shushpanov, Ye. A.

ORG: None

TITLE: An airtight hatch. Class 62, No. 190785

SOURCE: Izobreteniya, promyshlennyye obraztsy, tovarnyye znaki, no. 2, 1967, 156

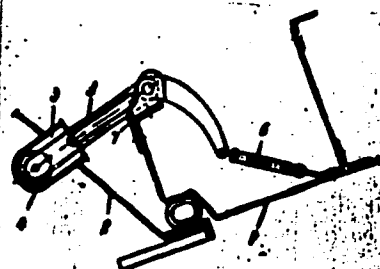
TOPIC TAGS: mechanical fastener, hermetic seal, auxiliary aircraft equipment, aircraft cargo handling

ABSTRACT: This Author's Certificate introduces: 1. An airtight hatch with possible application in an aircraft luggage carrier. The installation contains a frame with a cover which is opened by sliding it into the compartment and upward along its inner surface. The design also incorporates an elastic hermetic sealing element, guide rails and guide rollers fastened to the cover. Guide support pins are hinged to the lower edge of the cover to facilitate sliding into and out of the frame opening without bending and jamming. The free end of each pin is equipped with a roller which slides into a matching socket installed in the frame. 2. A modification of this hatch in which the guide support pins are spring loaded in the direction of motion of the hatch cover during closing. The pins come up against stops mounted in the cover when they reach the position at which the roller will slide into the socket.

Card 1/2

UDC: 629.13.012.21

ACC NR: AP7005682



1--hatch cover; 2--hatch frame; 3--pin; 4--roller; 5--socket; 6--spring; 7--stop

SUB CODE: 13/ SUBM DATE: 158ep65

Card 2/2

KURKUMELI, A.A., inzh.; YAKOVSON, Yu.A., inzh.; SKOPINOV, Ye.N., inzh.;
MOKHOVIKOV, Ye.V., inzh.

Machine for welding longitudinal welds of thin-walled shells
and light-gauge sheets. Svar. proizvod. no.9:34-35 S '64.
(MIRA 17:12)

SKOPINOV, Ye.N., inzh.; KURKUMELI, A.A., inzh.; MOKHOVIKOV, Ye.V., inzh.

Universal stand for the automatic welding of longitudinal joints on
shells and sheets. Svar.proizv. no.10:42 0 '64.

(MIRA 18:1)

L 57850-65 EWT(m)/EWA(d)/EWP(v)/EPR/T/EWP(t)/EWP(k)/EWP(z)/EWP(b)/EWA(c)
PI-4/PS-4 IJP(c) MJW/JD/HW

ACCESSION NR: AP5012644

UR/0135/65/000/G05/0020/0021
621.791.752:669.715

43B

AUTHOR: Kurkumeli, A. A. (Engineer); Samarin, V. I. (Engineer); Makutin, K. B. (Engineer); Skopinov, Ye. N. (Engineer)

TITLE: Automatic three-phase arc welding of AMg6 alloy under assembly conditions

SOURCE: Svarochnoye proizvodstvo, no. 6, 1965, 20-21

TOPIC TAGS: butt welding, aluminum welding, arc welding

ABSTRACT: A description is given of the equipment and technology for three-phase arc welding of 12 mm-thick elements of AMg6 under assembly conditions. Data are presented which show that by using AMg5V welding rod instead of AMg6, weld joints can be obtained which have the same tensile strength but have higher ductility. Participants in these tests were Engineers E. N. Yenin and V. F. Zhul'kov, and Technician Yu. V. Beklenishchev. Orig. art. has: 3 figures, 2 tables.

ASSOCIATION: none

Card 1/2

L 57850-65

ACCESSION NR: AP5012644

SUBMITTED: 00

ENCL: 00

SUB CODE: MM

NO REF SOV: 001

OTHER: 000

dm
Card 2/2

KURKUMELI, A.A., inzh.; SAMARIN, V.I., inzh.; MAKUTIN, K.B., inzh.; SKOPINOV,
Ye.N., inzh.

Automatic welding with a three-phase arc of the AMg6 alloy in
assembly operations. Svar.proizv. no.5:20-21 My '65.

(MIRA 18:6)

SKOPINOVA, A., master sporta

On a signal from the ground. Kryl.rod. 12 no.5:13 My '61.
(MIRA 14:7)

(Parachuting)

L 17830-65 EWT(m)/EWA(d)/EWP(v)/EWP(t)/EWP(k)/EWP(b) Pf-L IJP(c) JD/
HM/HW

ACCESSION NR: AP4045725

S/0135/64/000/009/0034/0035

AUTHOR: Kurkumeli, A. A. (Engineer); Yakobson, Yu. A. (Engineer);
Skupinov, Ye. N. (Engineer); Mokhovikov, Ye. V. (Engineer) B

TITLE: Welder for longitudinal welding of thin-wall sections 4

SOURCE: Svarochnoye proizvodstvo, no. 9, 1964, 34-35

TOPIC TAGS: thin section welding, thin sheet welding, thin sheet TIG welding,
thin sheet MIG welding, TIG welding, MIG welding stainless steel welding, alumi-
num welding, titanium welding

ABSTRACT: A welder for automatic TIG or MIG welding of thin (0.5—2.00 mm) wall
sections 250—1500 mm in diameter and up to 1800 mm long has been developed. The
faying edges are clamped to a copper back-up bar by a series of key-like clamps,
the uniform pressure of which is ensured by a pneumatic system. If necessary,
an inert gas back-up can be used. The welder can be used for stainless steel, alu-
minum, titanium, and other sheet metal. Orig. art. has: 1 figure. 10

ASSOCIATION: none

Card 1/2

L 17830-65
ACCESSION NR: AP4045725

SUBMITTED: 00

ENCL: 00

SUB CODE: MM

NO REF SOV: 000

OTHER: 000

Card 2/2

CZYŻ, Jerzy, arch; FURMAN, Jan, arch.; JOZEFOWICZ, Jerzy, arch.; SKOPINSKI,
Andrzej, arch.; PANORSKI, Włodzimierz, constr.; SZYMZYK, Jan, constr.;
BIENIEWSKI, Marek, modelist

Contest for a shopping center. Architektura Pol no.10:379-383 '61.

SOSEDOV, N.; BATANOVA, V.; FREYMAN, I.; MEN'SHOVA, L.; MARKIN, A.; NEPOKLONOV,
A.; LEVCHENKO, Ye.; SKOPINSKIY, V.; ARKHAIPOVA, Ye.

Disinfection of grain with methyl bromide in the ship's hold. Muk.-
elev. prom. 26 no.10:12-14 0'60. (MIRA 13:10)
(Grain--Disinfection) (Methylene)

SKOPINSKIY, V.M., inzh.

A factory of communist labor. Transp.stroi. 12 no.7:16-7 J1 '62.
(MIRA 16:2)
(Earthmoving machinery--Maintenance and repair)

SKOPINTSEV, B. A.

Processes and Properties Index

18

A comparison of the methods of extracting phosphoric acid from phosphates and Thomas slag. B. A. SKOPINTSEV. *Vilobrenie i Probat (Fertilizers and Yields) 1929, 37-9.* Expts. on the detn. of P in phosphates and Thomas slag show that aqua regia extn. on Thomas slag gives low results. 16% 100 12. S. concludes that for the Fe cit- rate method of detg. total P₂O₅, a mixt. of H₂SO₄ and HNO₃ is just as efficient an ex- tractor as aqua regia. With the latter, 30 min. boiling is sufficient, boiling to a slurry consistency being superfluous. The H₂SO₄-HNO₃ extn. method is more rational, because filtering is easier and washing of the MgNH₄PO₄ is also facilitated. The aqua regia method is not suitable for Thomas slag. To obtain a white Mg₃P₂O₇ the MgNH₄PO₄ should be moistened with NH₄NO₃ before heating. I. S. Jorru

ASB-51A METALLURGICAL LITERATURE CLASSIFICATION

GROUPS

1ST AND 2ND LETTERS

3RD AND 4TH LETTERS

5TH AND 6TH LETTERS

SKOPINTSEV, B.A.
cd

7

Possible sources of error in determining nitrate by the method of Grandval-Lajoux. B. A. SKOPINTSEV. *Zhur. Prikladnoi Khim.* 3, 747 (1930). - Evapn of the standard KNO_3 on a water bath heated with a gas burner leads to a loss of nitrates because of the presence of S compds. in the gas. This is avoided by adding 0.5-1.0 cc 0.1 N NaOH to the soln. The sample of the standard soln. should be 1-3 cc. and the buret must read within 0.01 cc. Presence of NH_3 compds. is harmful only if their content is higher than the equiv. amt. of alkalis. V. KALICHEVSKY

The color of magnesium pyrophosphate in the determination of phosphoric acid in phosphate fertilizers. B. A. SKOPINTSEV. *Moscow State S. 1303-5 (1930); Zhurnal Khim. & Industrii* 26, 619 (1931). - For the gravimetric detn. of total P_2O_5 by digestion with aqua regia and of citrate- and of H_2O -sol. P_2O_5 , NH_4NO_3 should be added to the NH_4 Mg phosphate before ignition to obtain a white $Mg_2P_2O_7$. The NH_4 Mg phosphate pptd. from $H_2SO_4-HNO_3$ soln. can be ignited without addn. of NH_4NO_3 , but ignition must be quite strong to eliminate SO_2 completely. A. PAPIKHAU-COOTURE

ASB:SLA METALLURGICAL LITERATURE CLASSIFICATION

CA
SKOPINTZEV, A.

2

The iodine content of White Sea water. A. Skopintzev and L. Mikhailovskaya. *Trans. Oceanographic Inst. Moscow* 3, 70-86 (1933) (English summary); *Neues Jahrb. Mineral. Geol., Referate II*, 1935, 528. Chem. analyses show that the I content of the White Sea is less than the av. of Reith (cf. *C. A.* 24, 1817) for northern seas. This is due to the lower salt content of the White Sea water. J. F. Schairer

Determination of iodine in sea water. B. Skopintzev. *Trans. Oceanographic Inst. Moscow* 3, 106-121 (English summary) (1933); *Neues Jahrb. Mineral. Geol., Referate II*, 1935, 528; cf. *C. A.* 27, 2111. A new method for iodine detn. in sea water is given which yields better results than the method of Reith (cf. *C. A.* 24, 1817). J. F. Schairer

AS 354 METALLURGICAL LITERATURE CLASSIFICATION

SKOPINTSEV, B. A.

Determination of dissolved oxygen in water containing various oxidising and reducing substances. B. A. SKOPINTSEV and J. S. Ovtschinnikova (J. Appl. Chem. Russ., 1933, 6, 1173-1179) Winkler's direct method (A., 1888, 79) is applicable to H_2O of a content of org. impurities (I) equiv. to ≤ 25 mg. of O_2 per litre, and containing ≤ 0.1 mg. of nitrite-N, 25 mg. of Fe, and 0.1 mg. of Cl per litre. H_2O containing $>$ the above content of (I) should be analysed by a combination of the above and Winkler's I method (A., 1915, 11, 277).

R.T.

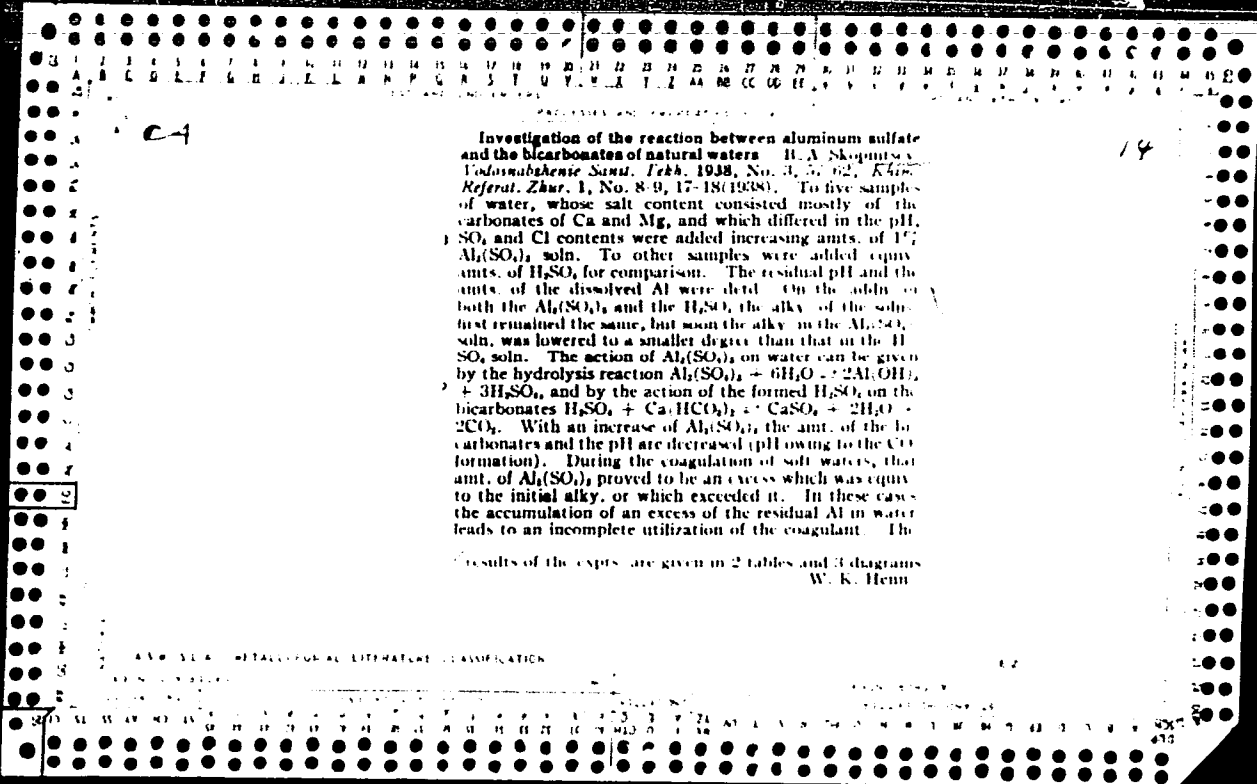
SKOPINTREV, P. H. a-1

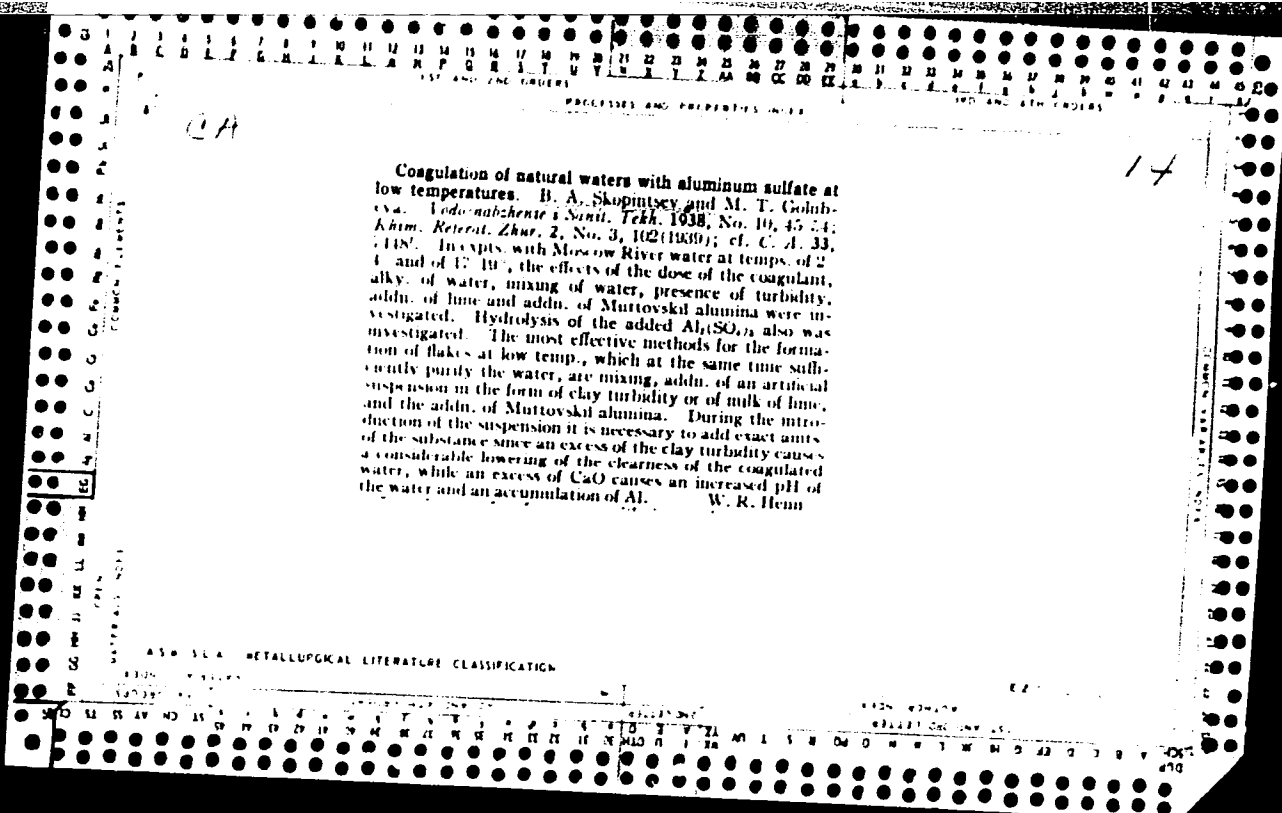
BC

Prevention of extraction of silicic acid by natural waters stored in glass vessels. B. A. SHCHERBAV and E. I. PLETENKOVA (J. Appl. Chem. Russ., 1937, 10, 1310-1313).—The $[SiO_2]$ of sea- or fresh H_2O rises after 1-10 days of storage in glass (giving a positive iodococain reaction), by 0.15-1.6 mg. per litre. Extraction of SiO_2 is prevented by adding 4 drops of 50% H_2SO_4 per 100 ml. of H_2O .
R. T.

ASB-11A METALLURGICAL LITERATURE CLASSIFICATION

130M STVIB31V	130M BOM1/V
130M STVIB31V	130M BOM1/V





Determination of dissolved oxygen in waters containing nitrites. B. A. Skopintsev and O. V. Mityagina. *Lab. Prakt. (U. S. S. R.)* 1950, No. 6, 278. The method proposed by S. and M. (C. I. 28, 1112) was attributed by Shapiro and Korz (C. I. 33, 489) as inaccurate, and as giving an error of 35-50% when the amt. of the nitrites present is 5 mg./l. Repeated expts. performed for the detn. of O₂ in water in the presence of nitrites proved the practical applicability of the original method. Exptl. data are presented showing that the values obtained are dependable, and that the max. deviation was 5.1% with a nitrite content of 1.0 mg./l. Smaller percentage errors were obtained with smaller amts. of nitrites.

W. R. Henn

ASB 51.4 METALLURGICAL LITERATURE CLASSIFICATION

104

1

The hydrochemical characteristics of the Moscow River from Zvenigorod to Kolonna in August, 1934. B. A. Skopintsev and L. A. Mikhailovskaya. *Hydrochem. Material.* (U. S. S. R.) 11, 191-11(1939). The effect of the city of Moscow in increasing the salts and bacteria in the river is shown. H. M. Leicester

A comparative study of the daily changes in dissolved oxygen and pH of natural waters. B. A. Skopintsev. *Hydrochem. Material.* (U. S. S. R.) 11, 112-18 (in German, 118-19) (1939).—The O concn. and pH are affected by currents in ponds and streams which shift the relative concns. of zooplankton and phytoplankton, and by the diffusion of O into the air. Since these factors do not apply in the lab., results obtained in closed vessels are not applicable to natural waters. H. M. Leicester

The hydrochemical characteristics of the canals and streams of the Mariinskii system. B. A. Skopintsev. *Hydrochem. Material.* (U. S. S. R.) 11, 120-30 (in German, 130) (1939).—Chem. and bacteriological conditions of these waters are tabulated. H. M. Leicester

ASB-51A METALLURGICAL LITERATURE CLASSIFICATION

11 12 13 14 15 16 17 18 19 20 21 22 23 24 25 26 27 28 29 30 31 32 33 34 35 36 37 38 39 40 41 42 43 44 45 46 47 48 49 50 51 52 53 54 55 56 57 58 59 60 61 62 63 64 65 66 67 68 69 70 71 72 73 74 75 76 77 78 79 80 81 82 83 84 85 86 87 88 89 90 91 92 93 94 95 96 97 98 99 100

1 2 3 4 5 6 7 8 9 10 11 12 13 14 15 16 17 18 19 20 21 22 23 24 25 26 27 28 29 30 31 32 33 34 35 36 37 38 39 40 41 42 43 44 45 46 47 48 49 50

A B C D E F G H I J K L M N O P Q R S T U V W X Y Z AA BB CC DD EE FF GG HH II JJ KK LL MM NN OO PP QQ RR SS TT UU VV WW XX YY ZZ

LIST AND INDEX

PROCESSES AND PREPARATION

Removal of copper from natural water. B. A. Skopintsev and M. T. Golubeva. *J. Applied Chem.* (U.S.S.R.) 12, 813-17 (in French, 817) (1939). -Sol. Cu can accumulate in natural water on treatment with $CuSO_4$. The Cu can be removed by treatment with $Al_2(SO_4)_3 \cdot 18H_2O$ (optimal pH 7.0-8.0); however, large amts. of this salt cause an increase of acidity of the treated water and this decreases the Cu removal. The Cu can be removed by filtration through the sand filter; the process has all the characteristics of sorption filtration. Washing the used sand filter with Cu-free water removes Cu from the filter but much more slowly than it is adsorbed. Suspended substances such as clay, sand, chalk, activated C and plankton organisms remove some of Cu, but the effect is much smaller. A. A. Piskorny

COMMON ELEMENTS

MATERIALS INDEX

ASB-11A METALLURGICAL LITERATURE CLASSIFICATION

SECTION ONE

SECTION TWO

SECTION THREE

SECTION FOUR

SECTION FIVE

SECTION SIX

SECTION SEVEN

SECTION EIGHT

SECTION NINE

SECTION TEN

SECTION ELEVEN

SECTION TWELVE

SECTION THIRTEEN

SECTION FOURTEEN

SECTION FIFTEEN

SECTION SIXTEEN

SECTION SEVENTEEN

SECTION EIGHTEEN

SECTION NINETEEN

SECTION TWENTY

SECTION TWENTY ONE

SECTION TWENTY TWO

SECTION TWENTY THREE

SECTION TWENTY FOUR

SECTION TWENTY FIVE

SECTION TWENTY SIX

SECTION TWENTY SEVEN

SECTION TWENTY EIGHT

SECTION TWENTY NINE

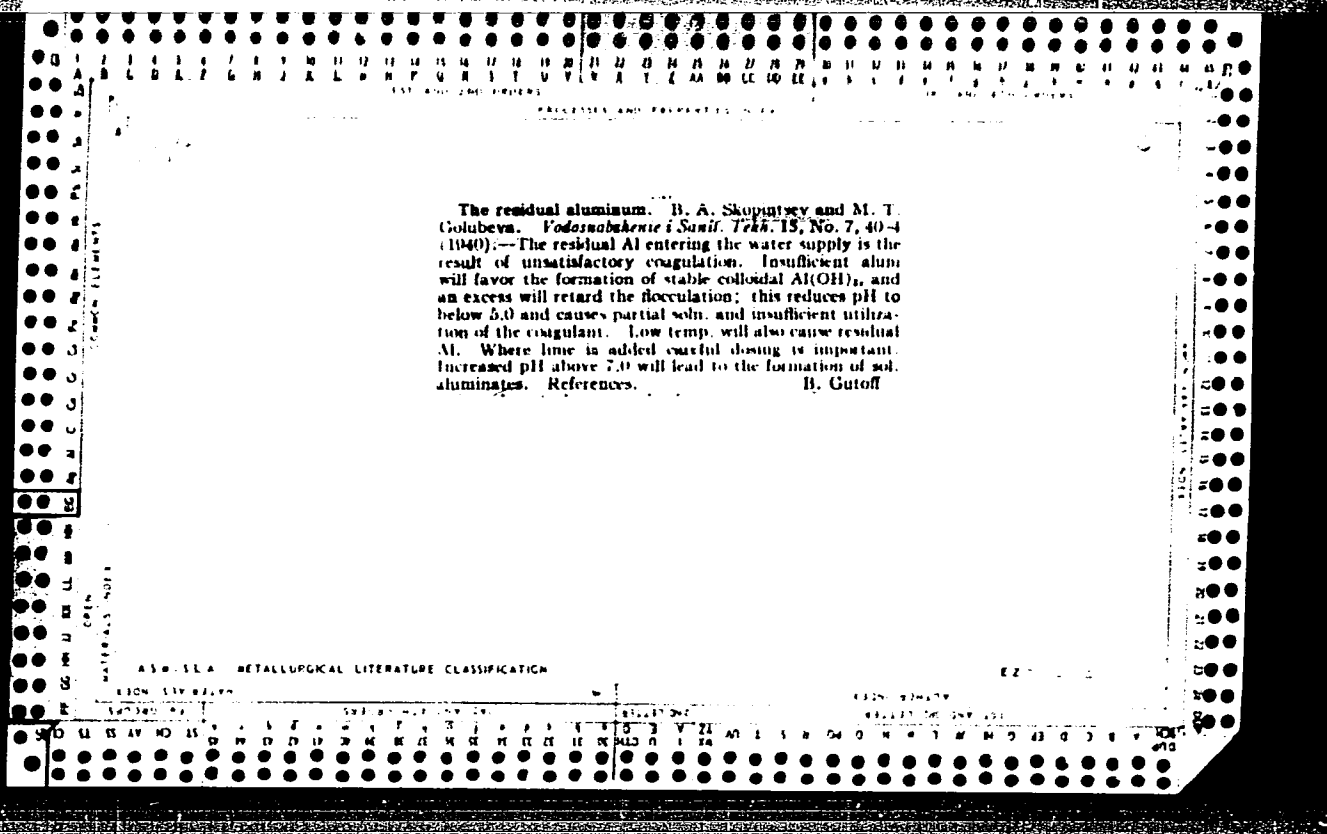
SECTION THIRTY

ck

14

The "iodine sample" method for determination of dissolved oxygen in water in the presence of reducing agents. B. A. Skopintsey and O. V. Mityagina. *Applied Chem.* (U. S. S. R.) 12, 1250 (in German, 1252) (1939). Mix 2 samples of water contg. dissolved O with 2-4 cc. of 0.01 N I soln. (in NaCl soln.), allow to stand for 5 min., then add 1 cc. alk. soln. of KI, and in one flask 1 cc. MnCl₂ or MnSO₄, and in another 1 cc. distd. water. Shake for same time and allow to stand until oxides of Mn ppt. Acidify and titrate I with thiosulfate. The amt. of O can be calcd. by the formula: $O_2 = \frac{1}{8} (w_1 - w_2) \cdot 10000 \cdot \frac{1}{(v_1 - v_2) - k}$, where w_1 and w_2 are cc. of thiosulfate used in the titration of 1st and 2nd flasks, resp., k is the correction coeff. for the 0.02 N thiosulfate soln., v_1 the vol. of the flask, v_2 the total vol. of alk. KI and MnCl₂ soln. introduced into the flask, and l the cc. of I soln. introduced into the flask. A. A. P.

ASB 51.4 METALLURGICAL LITERATURE CLASSIFICATION



PRESENCE AND PROPERTIES OF OIL

14

Influence of petroleum on the chemical and physical properties of natural waters. B. A. Skopintsev and I. N. Sosimova. *Vostochnazhenskoe Nauch. Zhurn.* 15, No. 9, 217 (1940); cf. Is'yurova (preceding abstr.) Investigation under lab. conditions and on river waters showed that oil films retard the photosynthetic processes; pH, alky and dissolved O were reduced, and the oxidizability was increased. This activity was accelerated on shaking. The oil was oxidized, and the process may be both biol. and chem.; org. matter was increased. A light-purple film was formed at the oil-water interface, insol. in benzine, CCl₄ and petr. ether. B. Gurlof

ASH-SLA METALLURGICAL LITERATURE CLASSIFICATION

GROUP	CLASSIFICATION	GROUP	CLASSIFICATION
1	1	1	1
2	2	2	2
3	3	3	3
4	4	4	4
5	5	5	5
6	6	6	6
7	7	7	7
8	8	8	8
9	9	9	9
10	10	10	10
11	11	11	11
12	12	12	12
13	13	13	13
14	14	14	14
15	15	15	15
16	16	16	16
17	17	17	17
18	18	18	18
19	19	19	19
20	20	20	20
21	21	21	21
22	22	22	22
23	23	23	23
24	24	24	24
25	25	25	25
26	26	26	26
27	27	27	27
28	28	28	28
29	29	29	29
30	30	30	30
31	31	31	31
32	32	32	32
33	33	33	33
34	34	34	34
35	35	35	35
36	36	36	36
37	37	37	37
38	38	38	38
39	39	39	39
40	40	40	40
41	41	41	41
42	42	42	42
43	43	43	43
44	44	44	44
45	45	45	45
46	46	46	46
47	47	47	47
48	48	48	48
49	49	49	49
50	50	50	50
51	51	51	51
52	52	52	52
53	53	53	53
54	54	54	54
55	55	55	55
56	56	56	56
57	57	57	57
58	58	58	58
59	59	59	59
60	60	60	60
61	61	61	61
62	62	62	62
63	63	63	63
64	64	64	64
65	65	65	65
66	66	66	66
67	67	67	67
68	68	68	68
69	69	69	69
70	70	70	70
71	71	71	71
72	72	72	72
73	73	73	73
74	74	74	74
75	75	75	75
76	76	76	76
77	77	77	77
78	78	78	78
79	79	79	79
80	80	80	80
81	81	81	81
82	82	82	82
83	83	83	83
84	84	84	84
85	85	85	85
86	86	86	86
87	87	87	87
88	88	88	88
89	89	89	89
90	90	90	90
91	91	91	91
92	92	92	92
93	93	93	93
94	94	94	94
95	95	95	95
96	96	96	96
97	97	97	97
98	98	98	98
99	99	99	99
100	100	100	100

17

Hydrochemical regime of the ice-covered Volga river in connection with the death of fish observed during winter 1930. B. A. Skopintsev. *Compt. rend. acad. sci. U. R. S. S. 26, 870-3(1940)* (in English).—Analysis of the Volga water in late winter showed a very low O content, while salt and the ratio of ammonia N to nitrate N were high. The cause of the O deficiency and the increased salt content is the gradual exhaustion of ground water supplies, while the ice cover cuts off surface flow of it. The presence of impurities resulting from city sewage is a contributory cause of fish mortality. 7 references. A. H. Kratze

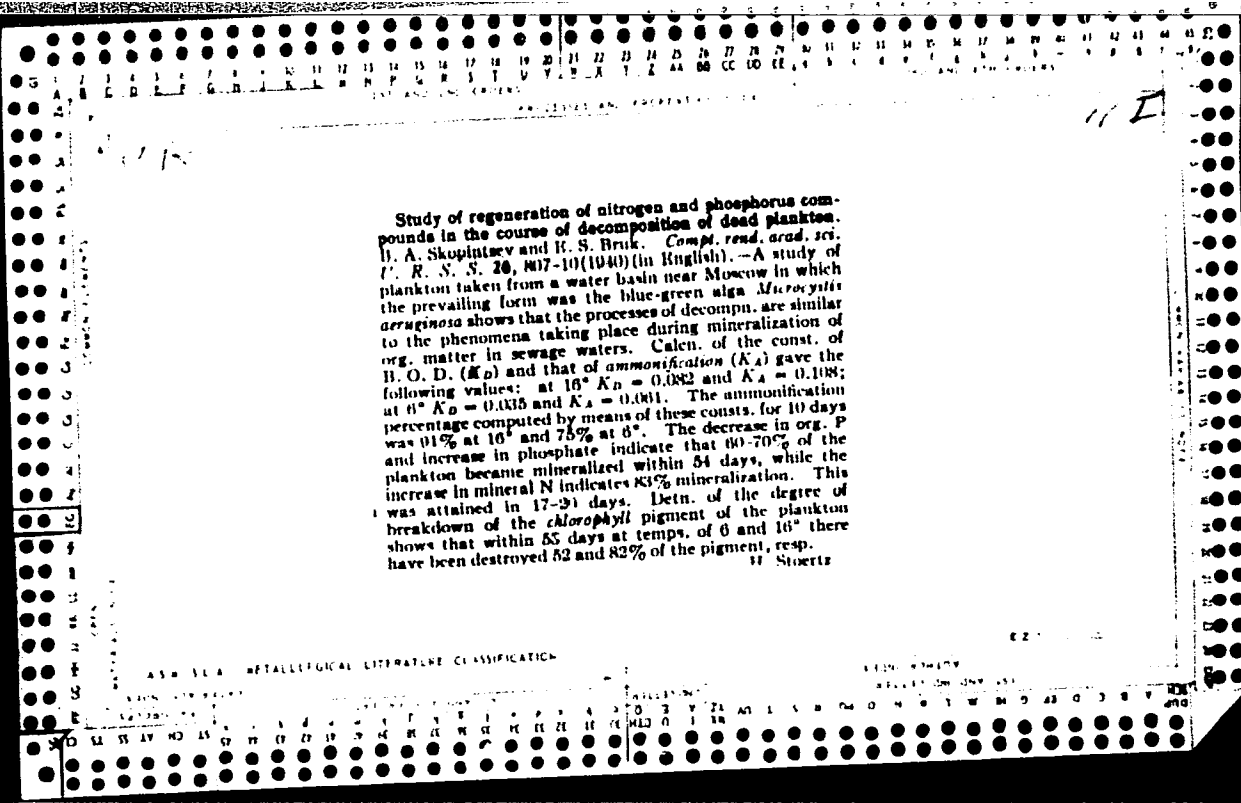
ASME-ISA METALLURGICAL LITERATURE CLASSIFICATION

WATERLIT INDEX

OPEN

CS ME U DE LL M EC

1 2 3 4 5 6 7 8 9 10 11 12 13 14 15 16 17 18 19 20 21 22 23 24 25 26 27 28 29 30 31 32 33 34 35 36 37 38 39 40 41 42 43 44 45 46 47 48 49 50 51 52 53 54 55 56 57 58 59 60 61 62 63 64 65 66 67 68 69 70 71 72 73 74 75 76 77 78 79 80 81 82 83 84 85 86 87 88 89 90 91 92 93 94 95 96 97 98 99 100



1 2 3 4 5 6 7 8 9 10 11 12 13 14 15 16 17 18 19 20 21 22 23 24 25 26 27 28 29 30 31 32 33 34 35 36 37 38 39 40 41 42 43 44 45 46 47 48 49 50

A B C D E F G H I J K L M N O P Q R S T U V W X Y Z [\] ^ _ ` a b c d e f g h i j k l m n o p q r s t u v w x y z

1ST AND 2ND COLUMNS 3RD AND 4TH COLUMNS

CA

14

Mineralization of nitrogen and phosphorus in fresh water organic matter. H. A. Skopintsev. *Microbiology* (U.S.S.R.) 10, 222-31 (in English; 231-2) (1971), (U.S.S.R.) 35, 1810'. -- In the winter waters of the Volga and Moskva rivers the amt. of org. N and P decreased by 60% during 7-8 months of observation (temp. 14-21°). Their inorg. deriva. increased in amt. Oxidation capacity and color intensity decreased. Nitrification was slower at low temp. In spring flood water, observed for 6 months at 16-22°, the org. N decreased 50%. The nitrate content increased but the amt. of dissolved N remained const. The amt. of org. P increased by 35% and inorg. P decreased by 20%. Sol. org. P practically disappeared, but sol. inorg. phosphates increased by 250-350%. The rate of mineralization gradually decreased toward the end of the period. Mineralization of org. N compds. in flood waters is more active than in soils and slower than in dead plankton.

E. Laanes

ASAC-51A METALLURGICAL LITERATURE CLASSIFICATION

RECORD DIVISION LIBRARY DIVISION

1 2 3 4 5 6 7 8 9 10 11 12 13 14 15 16 17 18 19 20 21 22 23 24 25 26 27 28 29 30 31 32 33 34 35 36 37 38 39 40 41 42 43 44 45 46 47 48 49 50

A B C D E F G H I J K L M N O P Q R S T U V W X Y Z [\] ^ _ ` a b c d e f g h i j k l m n o p q r s t u v w x y z

PROCESSES AND PROPERTIES INDEX

18

Reduction of aluminum concentration in weak solutions of aluminum salts during storage and filtration. Al. T. Golubeva and B. A. Skopintsev. *Zavodskaya Lab.* 10, 317-18(1941).—During the storage of weak solns. of $Al_2(SO_4)_3$ (0.1-10 mg. Al/l.) in glass vessels there was observed in some cases a loss of Al owing to the leaching out of the glass. Prior acidification of the solns. to a pH of 3.0 and washing of the filters with this soln. before filtration eliminates the losses during storage and filtration.

B. Z. Kamich

ASA-3LA METALLURGICAL LITERATURE CLASSIFICATION

1ST AND 2ND ORDERS

3RD AND 4TH ORDERS

MATERIALS GROUP

1ST AND 2ND ORDERS

3RD AND 4TH ORDERS

1ST AND 2ND ORDERS

3RD AND 4TH ORDERS

Dr. ...

A. B. ...

Hydrochemical features of the river Volga between Kaitain and the river Dubna in 1931—1934. S. M. Dratshev and B. A. Skopintzev (*Hydrochem. Mat.*, 1941, **12**, 151--154). J. J. B.

Hydrochemical features of the rivers Dubna, Sostra, Jachroma, Ikscha, and Volguscha in 1933—1935. B. A. Skopintzev and S. M. Dratshev (*Hydrochem. Mat.*, 1941, **12**, 155--157).—The above rivers are tributaries of Upper Volga. J. J. B.

Hydrochemical behaviour of the river Volga and some rivers of the Volga basin in winter under ice. B. A. Skopintzev (*Hydrochem. Mat.*, 1941, **12**, 159--160).—The $[O_2]$ of the river H_2O decreases during the winter to a min. in March or April since in the winter months the rivers are fed with deep ground H_2O containing but little air. J. J. B.

SKOPINTSEV, B. A.

PA 13T11

USSR/Potamology
Oceanography

Apr 1946

"The Coagulation of Terrigenous Suspended Particles
of River Discharge in Sea Water," B. A. Skopintsev,
14 pp

"Izv Ak Nauk Geograf i Geofiz" Vol X, No 4

Experiments with artificially prepared turbid water
and river high flood waters, to establish the con-
ditions limiting the coagulating action of the sea
water's salt with regard to the terrigenous particles
introduced into the sea and oceans by rivers.

13T11

SKOPINTSEV, B.A.

PA 50T84

Ocean/Oceanography
Marine Research

Jan 1947

"Coagulation of Humus Compounds of River Discharge
in Sea Water," B. A. Skopintsev, State Oceano-
graphic Inst, Lab Geochem Problems, 14 pp

"Izv Akad Nauk SSSR, Ser Geograf i Geofiz" Vol XI,
No 1

Discusses results of laboratory investigations on
the coagulation of natural water-soluble humus
compounds by sea water. Experiments carried out
with river and peat-bog waters. Included studies
of the effect of various concentrations of humus
compounds and sea-water salts, effect of freezing
on biologic processes, etc. Content of humus esti-
mated by determinations of the color of sea water.
Conclusions drawn on the formation of brown mud on
the bottoms of the Polar basin. Submitted by
Academician P. P. Shirshov.

50T84

CA

IID

Rate of decomposition of the organic matter of dead plankton. B. A. Skopintsev. *Doklady Akad. Nauk S.S.S.R.* 58, 1797-1800(1947).—The rate constant for decompn. of the N component of org. matter was 0.044 for mixed plankton and 0.057 for diatoms *Nitzschia*. The temp. factor was relatively unimportant. The greatest mass of dead plankton matter decomp. in the upper layers of the sea.
G. M. Kosolapoff

WOSTYKOV T. P.

4-1-79, 3, 4.

"Lugan's Debate" in Gen W. ters", Truth BDN, No 12- (20), 1943 (3-79)

SI: U-3 39, 11 Mar 1943

SKOPINTSEV, B. A.

PA 41751

USSR/Hydrology
Oceanology

Mar/Apr 1948

"The Change in the Nitrogen (N) and Phosphorous (P) Content in Terrigenous Suspended Particles in a Water Medium," B. A. Skopintsev, State Oceanographic Inst, Lab of Geocen Problems, Acad Sci USSR, 11 pp

"Izv AkadNauk SSSR, Ser Geograf i Geofiz" Vol XII, No 2

Describes results of laboratory studies in the changes of N and P content in terrigenous suspended particles for the period of their presence in fresh and salt water. Establishes variations in the speed and character of content changes in terrigenous

41751

USSR/Hydrology (Contd) Mar/Apr 1948

particles (in fresh or salt water), which are the result of biochemical processes. Basically characteristic for salt water were: a) slow accumulation of nitrates in the water, and b) much greater accumulation of mineral phosphors. Submitted by Academician P. P. Shirshov, 19 Feb 1947.

41751