

ROTH, B.; STEIN, J.; SIMONOVA, O.

Presence of manifestations of decreased vigilance in the EEG
of healthy subjects. *Cesk. neurol.* 27 no.3:163-171 My'64

1. Neurologicka klinika fakulty vseobecneho lekarstvi KU
(Charles University) v Praze; prednosta: akademik K. Hennenr.

ROTH, B.; FIGAR, S.; SIMONOVA, O.

Respiration in narcolepsy and hypersomnia. Correlation of pneumographic and EEG data. Cesk. neurol. 28 no.5:325-333 S '65.

1. Neurologicka klinika fakulty vseobecneho lekarstvi Karlovy University v Praze (prednosta akademik K. Henner) a Fyziologicky ustav Ceskoslovenske akademie ved v Praze (reditel prof. dr. Z. Servit).

MARGOLIS, F.G.; GLAZOVA, T.V.; SIMONOVA, O.N.

Ammoniation of nitrate solutions in the production of carbonate
nitrophoska. Khim. prom. no.2:85-89 F '61. (MIRA 14:4)
(Fertilizers and manures) (Phosphates) (Ammonium nitrate)

SIMONOVA, P. M.; and OTHERS

Hosiery

Competition in cost reduction. At the Chernovitsi hosiery factory No. 5.
Leg. Prom. No. 1, 1952.

Monthly List of Russian Accessions, Library of Congress, March 1952. UNCLASSIFIED.

KUKHARKIN, S. A.; SIMONOVA, R. G.

Felt

Using an all-metal errated band in the felt-fulling industry. Leg. prom., 12, No. 8, 1952.

9. Monthly List of Russian Accessions, Library of Congress, October 1952. Unclassified.

SIMONOVA, R.G., inzhener.

Textile technology according to the "Brief polytechnical dictionary." Tekst. prom. 16 no.8:67-68 Ag '56. (MLRA 9:10)

(Textile industry--Terminology) (Technology--Dictionaries)

SIMONOVA, RG

BALASHEV, P., inzh.; SIMONOVA, R., inzh.; SHTIVEL'MAN, Ya., inzh.

"Finish of knitted fabrics" by S.A. Abramov. Reviewed by P. Balashev,
R. Simonova, IA. Shtivel'man. Leg. prom. 18 no.4:51-52 Ap '58.
(MIRA 11:4)

1. Leningradskaya fabrika "Krasnoye znamy" (for Balashev).
2. Chernovitskiy chulochnyy kombinat (for Simonova, Shtivel'man).
(Knit goods) (Abramov, S.A.)

SIMONOVA, R.G., inzh.; KUDRIN, G.L., glavnyy inzhener; SUSLINA, A.I.

Manual on absorbent cotton production," by G.A. Vainshtein,
Z.A. Bravyi. Reviewed by R.G. Simonova, G.L. Kudrin, A.I. Suslina.
Tekst. prom. 19 no.6:86-89 Je '59. (MIRA 12:9)

1. Fabrika imeni Dvadsatiletiya Vsesoyuznogo Leninskogo kommunisti-
cheskogo soyuza molodezhi (for Kudrin). 2. Zaveduyushchiy khimi-
cheskoy laboratoriyey fabriki imeni Dvadsatiletiya Vsesoyuznogo
Leninskogo kommunisticheskogo soyuza molodezhi (for Suslina).
(Cotton manufacture) (Vainshtein, G.A.)
(Bravyi, Z.A.)

SIMONOVA, R.G., inzh.

Effectiveness of the twist-on-twist yarn twisting. Tekst.
prom. 20 no. 12:14-17 D '60. (MIRA 13:12)
(Spinning)

KOLUKOLOV, V.P.; SIMONOVA, R.V.

Methodology of constructing maps of lightning discharges. Trudy GGO
no.177:23-30 '55. (MIRA 18:8)

ACC NR: AT6014848

(N)

SOURCE CODE: UR/2531/66/000/188/0003/0010

AUTHOR: Kolokolov, V.P.; Barkalova, K.N.; Kuprovich, V.V.; Kutyavin, V.A.; Simonova, R.I.

ORG: None

TITLE: On a more precise method of mapping the number of lightning flashes

SOURCE: Leningrad. Glavnaya geofizicheskaya observatoriya. Trudy, no. 188, 1966. Atmosfernoye elektichestvo (Atmospheric electricity), 3-10

TOPIC TAGS: atmospheric electricity, thunderstorm activity, lightning, ~~lightning~~
~~occurrence density~~ WEATHER MAP

ABSTRACT: The paper discusses improved methods for mapping the geographical density of lightning flashes. Lightning discharge counters with a known effective registration radius (defined as the maximum one within which all discharges are registered), were used. An expression for the effective radius, derived for wide band (2-20 kc) counters from a previously published (referenced) paper of L.G. Makhotkin, was too sensitive to its coefficient's errors; therefore, simultaneous registration with a narrow band (56-62 kc) counter was employed. Thunderstorm activity was expressed as the monthly number of discharges per 100 km² of the recording station vicinity area. Thunderstorm activity over the North Atlantic has been also evaluated from British MGG and MGS (unreferenced) radiolocation data. Dependence of thunderstorm activity, in

Card 1/2

ACC NR: AT6014848

form of number of discharges per 100 km² per month and also number of days with thunderstorms per month, - vs. a temperature-humidity index "te" was determined and established. The temperature-humidity index chosen was represented by the product of the temperature in °C x absolute humidity in millibars. Comments on further development are given. Orig. art. has: 2 figures, 3 formulas and 4 tables.

SUB CODE: 04/

SUBM DATE: None/

ORIG REF: 006/

OTH REF: 007

Card 2/2

LINCHEVSKIY, F.V., SIMONOVA, R.S.

Esterification of higher synthetic fatty acids by methyl alcohol
in the presence of sulfuric acid. Trudy NIISZHIMSa no.3:26-29
'62. (MIRA 16:12)

ZEMLYANUKHIN, A.A.; SIMONOVA, R.V.

Effect of presowing treatment of cornseeds with succinic acid on the organic acid metabolism. Nauch. dokl. vys. shkoly; biol. nauki no.3:127-134 '64 (MIRA 17:8)

1. Rekomendovana kafedroy fiziologii rasteniy Voronezhskogo gosudarstvennogo universiteta.

SIMONOVA, S.; SIDORUK, I.S., prof., nauchnyy rukovoditel'

Gramineous plants in Kuybyshev Province. Uch.zap.Kuib.gos.ped.
inst. no.37:33-37 '62. (MIRA 16:1)
(Kuybyshev Province—Grasses)

SIMONOVA, S. I.

"Use of Penicillin for Treating Secondary Infection of the Incises Area in Cases of Tuberculosis of the Bone," Prob. Tuber., No. 2, 1949. Mbr., Moscow Municipal Sci. Res. Tuberculosis Inst., -1949-.

PROSKURNIN, M.A.; SHARIATYY, V.A.; SMIRNOVA, V.I.; POMERANTSEV, N.M.;
KUZ'MINTSEVA, G.N.; SIMONOVA, T.A.

Conversion of the oxidative component of radiolysis in the nitrate -
water system. Dokl. AN SSSR 139 no.2:410-413 J1 '61. (MIRA 14:7)

1. Fiziko-khimicheskiy institut im. L.Ya. Karpova. Predstavleno
akademikom A.N. Frumkinym.
(Sodium nitrate) (Radiation)

L 64789-65 EWA(c)/EWT(1)/EWT(m)/ENP(b)/T/ENP(t) IJP(c) GG/JD

ACCESSION NR: AP5018732

UR/0070/65/010/004/0580/0582

AUTHORS: ^{44, 65} Shil'shteyn, S.Sh.; Simonova, T.I. ^{44, 55}

548.4

44, 65
44, 55

TITLE: The problem of the nature of the nondislocation etch pits in germanium ²¹

SOURCE: Kristallografiya, v. 10, no. 4, 1965, 580-582

TOPIC TAGS: germanium, etched crystal ^{44, 55}

ABSTRACT: New data were obtained on the nature of the "little" etch pits in germanium. The investigation showed that these etch pits appear more readily when the etching time with a solution of 12 g KOH and 8 g $K_3 [Fe(CN)_6]$ in 100 ml water is increased to 5 or 6 min, and if a piece of germanium is allowed to boil for several minutes in the etchant prior to its use for etching. In addition, the crystals must be oriented precisely along [111] before the etching. The

Card 1/2

L 64789-65

ACCESSION NR: AP5018732

4

"little" pits appear extremely elongated if the orientation is 4--5° off [111] and do not appear for larger deviations. Unlike dislocation pits, the "little" pits reach a maximum with increasing etching time and then disappear. This fact, together with comparison of ordinary and dislocation-free germanium and comparison of pit densities before and after quenching and annealing, led to the conclusion that the "little" pits are due to accumulations of point defects. Orig. art. has: 3 figures and 1 table.

ASSOCIATION: Gosudarstvennyy nauchno-issledovatel'skiy i proyektnyy institut splavov i obrabotki tsvetnykh metallov (State Scientific-Research and Design Institute of Alloys and Processing of Nonferrous Metals)

SUBMITTED: ^{44.55} 02Sep64

ENCL: 00

SUB CODE: SS

NR REF SOV: 000

OTHER: 006

Card

^{ra}
2/2

11. 12. 1950

12. 13. 1950

13. 14. 1950

DMITRIYEVA, R.I.; ZHAGIRNOVSKIY, S.G.; MOLYAKOV, D.S.; MOREYNIS,
Ya.I.; SINGHOVA, TS.M.; TSEDILI, I.V.; SHEYGAM, G.I.;
S'ERIKH, M.D.; NAZURKEVICH, M., red. izd-va; TELEGINA, T.,
tekhn. red.

[Auditing financial operations of the enterprises of regional
economic councils] Proverka finansovoi deiatel'nosti pred-
priiatiy sov'narkhozov. (MIRA 15:2)
(Industrial management) (Finance) (Auditing)

SIMONOVA, V., MUDr.

Work of a regional gynecologist in rural conditions. Cesk. zdravot.
9 no.1:52-54 '61.

1. OUNZ Teplice. (GYNECOLOGY) (RURAL HEALTH)

ZAKHAROV, V.I.; SIMONOVA, V.F.; MARITS, N.M.; ABRAMOVA, L.A.; TEREKHOV, B.M.;
PIMONOVA, G.V.

Natural focus and epidemiology of human parasitic diseases in the
Moldavian S.S.R. Zdravookhranenie 2 no.5:28-31 S-0 '59.

(MIRA 13:4)
1. Iz kafedry obshchey biologii i parazitologii (zaveduyushchiy -
prof. V.I. Zakharov) Kishinevskogo meditsinskogo instituta.
(MOLDAVIA--PARASITOLOGY)

SIMONOVA, V.F.

Method of in vivo testing of the effect of protistocide preparations
on pathogenic intestinal protozoa. Lab.delo 6 no.1:34-35 Ja-Fe '60.
(MIRA 13:4)

1. Iz kafedry obshchey biologii (zaveduyushchiy - prof. V.I. Zakharov)
Kishinevskogo meditsinskogo instituta.
(INTESTINES--BACTERIOLOGY)

MIKHLIN, E.D.; YEROFEYEVA, N.N.; SOLOV'YEVA, N.V., SIMONOVA, V.G.

Composition of the biomass formed during the methane fermentation
of stillage and some characteristics of its stimulating activity.
Mikrobiologiya 33 no.2:210-215 Mr-Apr '64. (MIRA 17:12)

1. Institut biokhimii imeni A.N. Bakha AN SSSR.

MIKHLIN, E.D.; YEROFEYEVA, N.N.; SIMONOVA, V.G.

Effect of various preparations of vitamin B₁₂ and its mixtures with biomyacin on the growth of animals. Vit. res. i kh isp. no.6:74-92 '63. (MIRA 17:1)

1. Institut biokhimi i imeni A.N. Bakha AN SSSR, Moskva.

MIKHLIN, E.D.; YEROFYEVA, N.N.; SOLOV'YEVA, N.V.; SIMONOVA, V.G.

Growth stimulating activity of the biomass formed during the
methane fermentation of distiller's waste. Vit. res. i ikh
isp. no.6:93-101 '63. (MIRA 17:1)

1. Institut biokhimii imeni A.N. Bakha AN SSSR, Moskva.

SIMONOVA, V.I., kandidat meditsinskikh nauk

Dmitrii Alekseevich Vvedenskii. Urologiia, 22 no.1:93-94 Ja-P '57
(MLRA 10:5)

(OBITUARIES

Vvedenskii, Dmitrii A.)

SIMONOVA, V.I., kandidat meditsinskikh nauk

Paravesical abscesses. Akush. i gin. 33 no.2:112-114 Mr-Ap '57.
(MLRA 10:6)

1. Iz TSentral'noy klinicheskoy rentgenoradiologicheskoy bol'nitsy
Ministerstva putey soobshcheniya (nach. I.M.Dobodenko)
(PUBIC SYMPHYSIS, abscess
paravesical, caused by criminal abortion)
(BLADDER, abscess
same)
(ABORTION, CRIMINAL, compl.
paravesical abscess)

SIMONOVA, V.I., kand.med.nauk

Papillomatosis of the renal pelvis, the ureter and the bladder.
Urologiia, 23 no.1:66-67 Ja-P '58. (MIRA 11:3)

1. Iz Tsentral'noy klinicheskoy rentgeno-radiologicheskoy bol'nitsy
(nach. bol'nitsy I.M.Lobodenko) Ministerstva putey soobshcheniya,
Moskva.

(URINARY TRACT, neoplasms
papillomatosis)

SIMONOVA, V.I.

Adenoma of the kidney. Urologia 25 no.2:55-58 Mr-Apr '60.

(MIRA 13:12)

(KIDNEYS--TUMORS)

SUKHORUKOV, N.V.; LAPIN, B.N.; SIMONOVA, V.I.

Boron in Devonian volcanic rocks of the Gornyy Altai. Geokhimiya
no.12:1280-1285 D '64.

(MIRA 18:8)

1. Institut geologii i geofiziki Sibirskogo otdeleniya AN SSSR,
Novosibirsk.

1970, 1. .

Quantitative spectrum method for the determination of boron
in sedimentary rocks. [Trudy] Inst. geol. i geofiz. Sib.
Sov. Akad. Nauk no. 3(123) 1975. (MIRA 18:9)

SIMONOVA, T.I., kand.med.nauk

Malignant mesothelioma of the testicular membranes. Urologia
no.6:57-58 1964. (MIA 18:11)

1. "Sentral'naya klinicheskaya rentgeno-radiologicheskaya
bol'nitsa, Moskva.

117 AND 118 ESTERES PROCESSES AND PROPERTIES INDEX 119 AND 120 ESTERES

BC a-1

INTERNATIONAL METALS

COMMON ELEMENTS

ABB-51A METALLURGICAL LITERATURE CLASSIFICATION

EDGE SYMBOLS

0	1	2	3	4	5	6	7	8	9	10	11	12	13	14	15	16	17	18	19	20	21	22	23	24	25	26	27	28	29	30	31	32	33	34	35	36	37	38	39	40	41	42	43	44	45	46	47	48	49	50	51	52	53	54	55	56	57	58	59	60	61	62	63	64	65	66	67	68	69	70	71	72	73	74	75	76	77	78	79	80	81	82	83	84	85	86	87	88	89	90	91	92	93	94	95	96	97	98	99	100
---	---	---	---	---	---	---	---	---	---	----	----	----	----	----	----	----	----	----	----	----	----	----	----	----	----	----	----	----	----	----	----	----	----	----	----	----	----	----	----	----	----	----	----	----	----	----	----	----	----	----	----	----	----	----	----	----	----	----	----	----	----	----	----	----	----	----	----	----	----	----	----	----	----	----	----	----	----	----	----	----	----	----	----	----	----	----	----	----	----	----	----	----	----	----	----	----	----	----	----	-----

CA

2

The method of the triangular system of cobordinates in colloid chemistry. III. Peptization of ferric hydroxide by alkaline solutions of mannitol. A. DUMANSKII AND V. M. SAMONOVA. *J. Gen. Chem. (U.S.S.R.)*, 20(1941), cf. *C. A.* 25, 2345. To a suspension of $Fe(OH)_3$ (contg about 0.02 g Fe_2O_3 per cc) were added water, 0.2 M mannitol and 0.5 N NaOH, so that the total vol of the mixt was the same in a given series of expts. The mixt. was next centrifuged, and the Fe content of the supernatant liquid detd. "Isopeptic lines" (lines of equal soly. of Fe_2O_3) were plotted on two triangular diagrams: H_2O -mannitol-NaOH and $Fe(OH)_3$ (A)-mannitol (B)-NaOH (C). On the second diagram, the zone of complete peptization extends from C to about the middle of CA, and from there to a point on CB that is about twice as distant from C as from B. Or, along the boundary line of this zone twice as much NaOH soln. is required as mannitol. Inside the zone, the relative amts. of the peptizers are not important. When a longer time (8 days) is allowed for the peptization, the concn. of NaOH has a greater effect on the amt. of dispersed $Fe(OH)_3$. The increased peptization following an increase in alkyl. is of special interest since, as it will be shown in subsequent communications, $CaCO_3$ is also peptized by hydroxy compds. *Bone formation and decalcification* may thus be governed by the pH of body fluids. IV. Peptization of ferric hydroxide by sodium tartrate in alkaline solution. A. DUMANSKII AND Z. P. CHIRAKOVA. *Ibid.* 325-9. The system $Fe(OH)_3$ aq. Na tartrate aq. NaOH was studied in the same manner. The isopeptic lines converge toward the Na tartrate vertex, hence max. peptization occurs in the presence of small amts. of alkali and relatively large amts. of Na tartrate. Large amts. of sediment increase the soly. in the presence of excess Na tartrate and decrease the soly. when only small amts. of the

ASH 514 METALLURGICAL LITERATURE CLASSIFICATION

peptizer are available. The resp. influence of Na tartrate and NaOH is illustrated by "iso-tartrate" and "isomalt." lines. True solns. result when an excess of the tartrate is present. V. The system sugar-calcium carbonate-sodium hydroxide. A. DUMANSKI AND G. R. VISINSKIYA. *Ibid* 620-4. - Suspensions of powd. chalk in alk. solns. of sucrose settle out more slowly in a sedimentometer and contain finer particles than similar suspensions in NaOH soln. or sugar soln. The particles are pos. charged, probably because of the ionization of the sucrose-Ca compl. formed in the surface layer. The compn. of the particle corresponds to $\text{CaCO}_3 \cdot \text{CaC}_{12}\text{H}_{21}\text{O}_{11}^+ + \text{OH}^-$. The system aq. NaOH-aq. sucrose- CaCO_3 was studied by a procedure similar to that of previous investigations (cf. C. A. 25, 2345). In systems obtained by adding a year-old aq. suspension of CaCO_3 to solns. of sugar and NaOH the stability increases with sugar concn. With const. sugar concn. the max. stability is at p_H 12.4-12.7. In suspensions of CaCO_3 obtained from CaCl_2 and Na_2CO_3 in the presence of both sucrose and NaOH, also certain concns. of NaOH clear solns. were immediately obtained. Also, the relatively stable suspensions became clear on standing in closed vessels, and crystals of $\text{CaCO}_3 \cdot 6\text{H}_2\text{O}$ appeared. Mannitol in alk. soln. also peptizes CaCO_3 and produces crystals of the carbonate on standing. The formation of the hexahydrate accounts for the hydrophilic properties of CaCO_3 suspensions. H. NIKENROFF

CA

2

Physicochemical analysis of colloid systems. The peptization of ferric hydroxide by solutions of ferric chloride. A. DUMANSKIĬ AND V. M. SIMONOVA. *J. Gen. Chem. (U.S.S.R.)* 1, 1229-44 (1931); cf. *C. A.* 26, 2007. The peptization of $Fe(OH)_3$ by $FeCl_3$ was studied. Isopeptic lines (connecting compts. at which the same amt. of $Fe(OH)_3$ remained in stable suspension) were plotted on the triangular diagram $Fe(OH)_3$, $FeCl_3$, H_2O . Very large and very small amts. of $FeCl_3$ decrease peptization. The isopeptic lines begin and end at the $Fe(OH)_3$, $FeCl_3$ side. In the previous expts. with mixts. of salts as peptizers the isopeptic lines were closed circles. The addn. of H_2O causes a continuous decrease in peptization by $FeCl_3$. Similar studies were made of the system $Fe(OH)_3$, $FeCl_3$, electrolyte soln. The alkali chlorides prevented peptization; the restraining effect increased in the series $K < Na < Li$. A similar increase occurred in the series $Ba < Sr < Ca < Mg$. The coagulating power of alkali and alk. earth chlorides thus depends on the hydration of the cation. The system $Fe(OH)_3$, $FeCl_3$ - $LiCl$ soln. is discussed as the type. The isopeptic lines are shifted toward the $Fe(OH)_3$, $FeCl_3$ side. The lines of const. $FeCl_3$ content are S-shaped. Small amts. of $Fe(OH)_3$, in contact with large amts. of $LiCl$, adsorb $FeCl_3$ from the soln. although no peptization occurs. Hence the total amt. of Fe in the supernatant liquid decreases, an effect termed by D. "neg. peptization." $AlCl_3$, although itself a peptizer of $Fe(OH)_3$, hindered the peptization by $FeCl_3$. Wherever neg. peptization occurred, washing the residue free from the electrolyte ($AlCl_3$ or $LiCl$) caused it to disperse. Hence the particles of $Fe(OH)_3$ in such mixts. acquire, by adsorbing $FeCl_3$, an "ionogenic complex" whose ionization is prevented by $AlCl_3$ or $LiCl$, resp. The sols obtained in the presence of $AlCl_3$, aged rapidly. The peptizing action of various anions (used as their Na salts), when added to $Fe(OH)_3$, $FeCl_3$ mixts., is in the order $NO_3 > Cl$ and $Br > F > SO_4$. Of these, the NO_3 ion aids peptization, while the remainder exert a hindering effect. The sulfate is a particularly strong antipeptizer in small concns. When present in large concns., peptization occurs readily, but the resulting sols are colored yellow; the isopeptic curves are closed, as in a complex peptizer.

B. SOVENKOFF

ASB 51.6 METALLURGICAL LITERATURE CLASSIFICATION

17

CA

21

Velocity of decomposition of hydrogen peroxide by means of ferric salts as an indicator of their degree of hydrolysis. I. S. TEBERTOV AND V. M. SIMONOVA. *Ukrainski Khim Zhur* 6, Sci. part, 75-80 (in German) 91 (2) (1931). Decompn. of H_2O_2 by $Fe(NO_3)_3$, $FeCl_3$ and $Fe(NO_3)_3$ is of the 1st order. The relative activity of the 3 salts is $Fe_2(SO_4)_3 > FeCl_3 > Fe(NO_3)_3$. Decompn. of H_2O_2 by means of ferric salts is intimately connected with hydrolysis so that when, e.g., $FeCl_3$ is added to the soln. the decompn. velocity const. increases gradually as $FeCl_3$ becomes hydrolyzed until it reaches a max. at equil. Decompn. of H_2O_2 is governed not by salt mols. or ions but by the microheterogeneous surface of $Fe(OH)_3$. Thus only hydrolyzable salts promote decompn. of H_2O_2 . In this way, the decompn. velocity const. for the same at. concn. of Fe of a given ferric salt is a measure of the relative hydrolysis of the salt. S. I. MAROVSKY


WATER-SOLUBLE

ASB 55A METALLOGICAL LITERATURE CLASSIFICATION

1	2	3	4	5	6	7	8	9	10	11	12	13	14	15	16	17	18	19	20	21	22	23	24	25	26	27	28	29	30	31	32	33	34	35	36	37	38	39	40	41	42	43	44	45	46	47	48	49	50	51	52	53	54	55	56	57	58	59	60	61	62	63	64	65	66	67	68	69	70	71	72	73	74	75	76	77	78	79	80	81	82	83	84	85	86	87	88	89	90	91	92	93	94	95	96	97	98	99	100
---	---	---	---	---	---	---	---	---	----	----	----	----	----	----	----	----	----	----	----	----	----	----	----	----	----	----	----	----	----	----	----	----	----	----	----	----	----	----	----	----	----	----	----	----	----	----	----	----	----	----	----	----	----	----	----	----	----	----	----	----	----	----	----	----	----	----	----	----	----	----	----	----	----	----	----	----	----	----	----	----	----	----	----	----	----	----	----	----	----	----	----	----	----	----	----	----	----	----	-----

USSR

Dynamics of electrolyte action in coagulation. I. Coagulation of iron hydroxide sol with acetates. V. M. Simonova and S. G. Fel'dov. *Trudy Nauch.-Issledovatel'sk. Khim. Khar'kov. Univ.* 10, 131-43 (1963); *Rept. Zhur., Khim.* 1954, No. 38970. The effect of accompanying cations on the coagulation of dialyzed Fe(OH)₃ sols by acetate was studied. On triangular diagrams sol-II, O, acetate (50 millimoles/l.) (total vol. was kept const.) 3 areas were observed: (1) stable sols, (2) coagulation setting in after 23 hrs., and (3) turbid sols, and ppt. formed immediately after combination of the liquids. The concn. of Fe(OH)₃ was 2.4 g./l. (computed as Fe₂O₃) and the concn. of alkali metal ions was 10 millimoles/l. The exptl. results show that the coagulating action in the series LiOAc < NaOAc < KOAc increases. This permits arrangement of the cations in decreasing order of their effect on the coagulating ability of the anion in a series, Li⁺ > Na⁺ > K⁺. For alk. earth metals (concn. 8 millimoles/l.) an analogous series was obtained Mg²⁺ > Ca²⁺ > Ba²⁺. Co acetate had a slightly stronger coagulating effect than did Ni acetate. Addn. of Cu(OAc)₂ (80 millimoles/l.) changed the reddish brown color of Fe(OH)₃ sol to olive color, and at a concn. of 200 millimoles/l. the color changed to intense green. After these systems stood for 1 year neither ppt. nor turbidity could be observed. It is assumed that under such

1/2
 6
 10


PROCESSING AND PROPERTIES INDEX

B-I-7

SIMONOVA, V.N.
BC

Wet method of preparation of calcium carbonate from bicarbonate. I. S. Tsarev and V. N. Simonova (Ukrain. Chem. J., 1968, 20, 422-424).—A suspension of NaHCO_3 (I) is saturated w/ CO_2 (II) is saturated with NH_3 , when the reaction $\text{CO}_2 + 2\text{NH}_3 \rightarrow (\text{II}) + (\text{NH}_4)_2\text{CO}_3$ takes place. The (II) is collected, CO_2 and NH_3 are expelled from the solution and used in the production of (I) by the Solvay process, and the residual aq. (II) is used for converting the next portion of (I).
R. T.

METALLURGICAL LITERATURE CLASSIFICATION

6-8-72-2272

CHUMACHENKO, M.N.; KORSHUN, M.O. [deceased]; BURLAKA, V.P.; SIMONOVA,
V.N.

New method for the simultaneous determination of silicon and
halides in silicon organic compounds. Dokl.AN SSSR 133
no.1:138-140 J1 '60. (MIRA 13:7)

1. Institut khimii prirodnikh soedineniy Akademii nauk SSSR.
Predstavleno akademikom M.M.Shemyakinym.
(Silicon--Analysis) (Halides) (Silicon organic compounds)

S/137/62/000/004/017/201
A006/A101

AUTHORS: Simonova, Ye. A., Pischikov, M. M., Morozov, A. N.

TITLE: Technical and economical production indices in syphon and top casting of rimming steel for cold-rolled sheets

PERIODICAL: Referativnyy zhurnal, Metallurgiya, no. 4, 1962, 48, abstract 4V283 ("Sb. nauchno-tekhn. tr. N.-1. in-t metallurgii Chelyab. sovarkhoza", 1961, no. 3, 45-64)

TEXT: The authors compared quality indices of thin 08 KΠ (08KP) steel sheet production at all transitional stages: open-hearth shop, blooming mill, hot and cold rolling shop, and metal rejects at two consumer plants, i.e., the Magnitogorsk Metallurgical Combine where the steel is top cast and "Zaporozhstal'" where it is syphon cast. It was established that the amount of waste sheets due to metal defects is approximately equal in both cases. However, at the "Zaporozhstal'" Plant, the metal rejects due to lamination, are by 3.5 times higher at the consumer plant than at the MMK. Total labor consumption for preparing the amounts intended for teeming and finishing of metal at the MMK per one ton of ingots was by 0.068 man-hour less than at "Zaporozhstal'". Total

Card 1/2

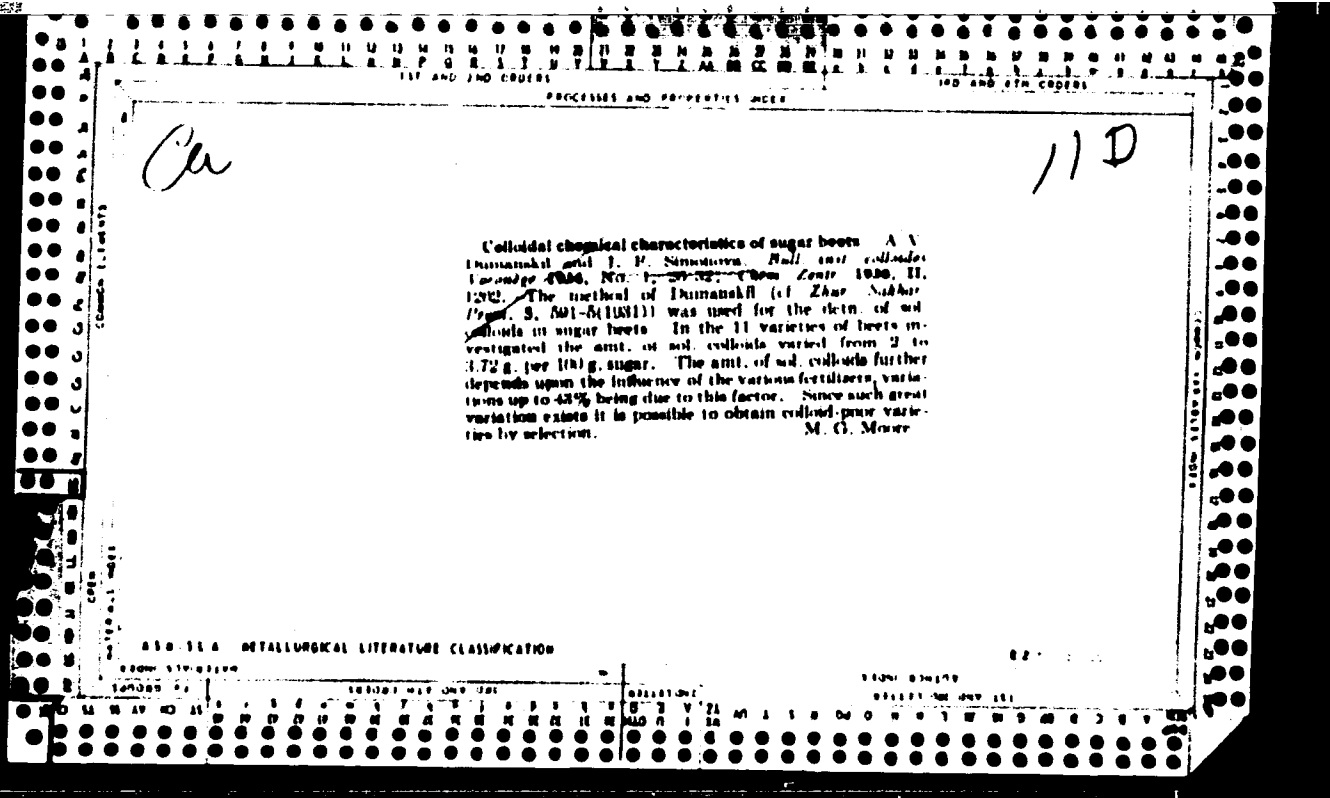
SIMONYAN, Ye.A.; GONCHAREVICH, I.F.

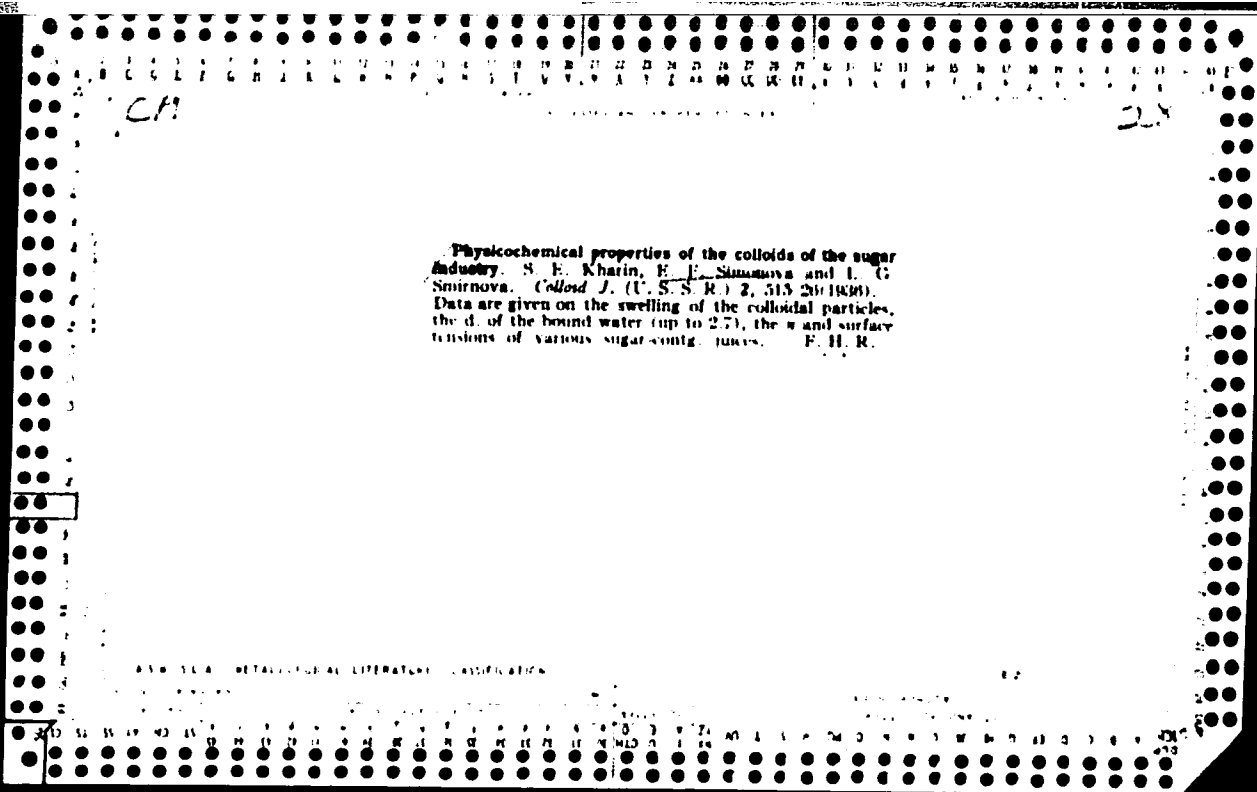
Use of plastics for compressed air and water pipelines in the
mining industry. Plast.massy no.7:67-69 '63. (MIRA 16:8)
(United States--Mining engineering) (Pipe, Plastic)

~ SIMONOVA, Ye. D.

SIMONOVA, Ye. D. DENISOVA, I.S., redaktor; RAKOV, S.I., tekhnicheskiy redaktor.

[Through Armenia] Po Armenii [Moskva, Izd-vo VTsSPS Profizdat, 1954, unpagged]. (MIRA 8:4)
(Armenia—Description and travel)





28

Beet-sugar colloids. E. F. Simonova, *Goizdarst. Nauch.-Issledovatel. Inst. Kolloid. Khim. Tekhnol. Proizvody i Kontrol Pishchevoi Ind.* 1938, 45-57.—The Dumanski method (C. A. 28, 1245^a) for detg. colloids has been successfully applied to analysis and evaluation of raw products in the beet-sugar ind. It is particularly useful for studying relations between sol. colloid content of beet sugar products and external factors such as soil compn. (amt. and kind of fertilization), soil moisture and the like. A problem which needs further study is to ascertain the conditions under which the sol. colloids decrease in amt. Tabulated data show the influence of various fertilizer combinations and of soils in different (Russian) localities. It is noteworthy that Mg in the soil increases the content of sol. colloids in beet juice.

Julian F. Smith

ASB SLA METALLURGICAL LITERATURE CLASSIFICATION

117 AND 119 CODES PROCESSES AND PROPERTIES INDEX 140 AND 141 CODES

CA 25

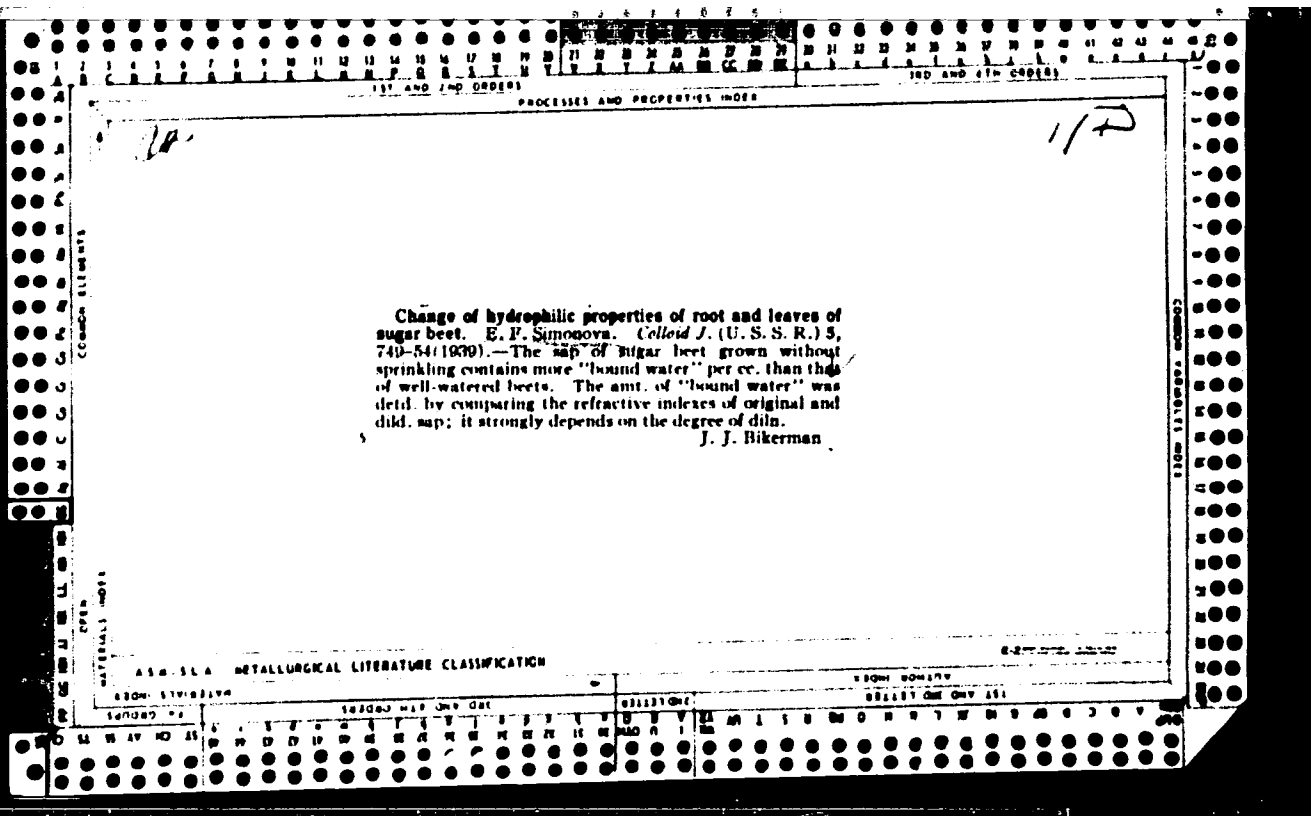
Composition of the colloids of the diffusion map of beet-root. *A. D. Shumilova. Colloid J. (U. S. S. R.) 5, 723-31 (1970); cf. Kharin, et al., C. A. 33, 9000P.*—The ppt. obtained at mixing diffusion map with EtOH contains 24% of pectic substances (detd. as furfuraldehyde), 24% of proteins (from a detn. of N), and 25% of ash; the rest are org. acids, phytosterin, lecithin, saponin(?), etc. A part of the ash constituents is bound to the pectic substances and therefore belongs to colloids, and a part is bound to org. acids and is truly dissolved in the sap. The ash content is unaffected by the pH of the sap and by the ratio EtOH: sap. J. J. Bikerman

A 50-51A METALLURGICAL LITERATURE CLASSIFICATION

COMMON ELEMENTS COMMON VARIABLES INDEX

MATERIALS INDEX OPEN

117 AND 119 CODES PROCESSES AND PROPERTIES INDEX 140 AND 141 CODES



1. [Illegible]

2. [Illegible]

3. [Illegible] (1) [Illegible] (2) [Illegible] (3) [Illegible]

North Atlantic Treaty Organization, [Illegible] [Illegible] [Illegible]

SIMONOVA, Ye.F.

Plasma viscosity and water retaining power of agricultural plant leaves. Dokl.AN SSSR 94 no.5:965-968 1954. (MLRA 7:2)

1. Voronezhskiy sel'skokhozyaystvennyy institut. Predstavleno akademikom A.L.Kursanovym. (Botany--Physiology) (Leaves)

SLAVNINA, T.P.; POTEKHINA, L.I.; KUZNETSOVA, Z.D.; SIMONOVA, Ye.I.

Characteristics of soil in the rhizosphere zone of winter rye
and oats in dark-gray and gray forest soils. Nauch.dokl.vys.
shkoly;biol.nauki no.4:190-198 '58. (MIRA 11:12)

1. Rekomendovana kafedroy pochvovedeniya Tomskogo gosudarstvennogo
universiteta imeni V.V.Kuybysheva.
(Rhizosphere microbiology) (Rye) (Oats)

L 39311-65 EWG(j)/EWG(r)/EWT(1)/FS(v)-3/EWG(v)/EWG(a)-2/EWG(c) Pe-5 DD
ACCESSION NR: AR5006791 S/0299/65/000/001/G001/G002

SOURCE: Ref. zh. Biologiya. Svodnyy tom, Abs. 1G4

AUTHOR: Okuntsov, M. M.; Ron'zhina, O. A.; Simonova, Ye. I.

36
B

TITLE: Effect of light spectral composition on chlorophyll biosynthesis in plants

CITED SOURCE: Raboty Problemm. labor. fotosinteza pri Kafedre fiziol. i biokhimii rast. Tomskiy un-t., vyp. 1, 1964, 69-90

TOPIC TAGS: plant, barley, light brightness, light spectral composition, chlorophyll, biosynthesis

TRANSLATION: Four and six day old sprouts of etiolated and green barley were investigated in the first leaf phase. Green light and especially yellow-orange light (with an intensity of $9 \cdot 10^3$ and $20 \cdot 10^3$ ergs/cm²/sec) were found most favorable for formation of chlorophylls a and b in etiolated sprouts. Chlorophyll levels for green light were close to those for white light. At equal intensities, yellow light produced an effect similar to that for yellow-orange light and green

Card 1/2

L 39311-65
ACCESSION NR: AR5006791

light. Chlorophyll formation was significantly poorer in the presence of red light than in green, yellow-orange, and yellow light. In determining the effect of different light spectral composition on chlorophyll levels in green barley leaves kept in the dark for 12-13 hrs, it was established that in all experiments with white light the level of chlorophyll a increases by 20-43% and the level of chlorophyll b increases by 23-54%. Pigments did not increase in infrared and red light. For green light, the level of chlorophyll a increased by 24% and of chlorophyll b by 17%. Yellow-orange light had practically no effect on the chlorophyll levels. It is concluded that the medium wave length range of the spectrum is most favorable for the chlorophyll formation process in etiolated and green barley sprouts. Ye. Yurin.

SUB CODE: LS

ENCL: 00

Card 2/2 JO

L 64666-65

ACCESSION NR: AR5017512

UR/0299/65/000/013/G005/G005
581.132

SOURCE: Ref. zh. Biologiya. Svodnyy tom, Abs 13G39

AUTHOR: Okuntsov, M. M.; Ron'zhina, O. A.; Simonova, Ye. I.

18
B

TITLE: Effect of the spectral composition of light on carotinoid biosynthesis of plants

CITED SOURCE: Raboty Problemn. labor. fotosinteza pri Kafedre fiziol. i biokhimii rast. Tomskiy un-t, vyp. 1, 1964, 91-113

TOPIC TAGS: plant chemistry, biosynthesis, light biologic effect

TRANSLATION: The yellow pigments were determined by chromatography according to D. I. Sapozhnikov's method with slight modifications. Light intensity was $20-25 \cdot 10^3$ and $1 \cdot 10^3$ erg/cm² sec. The greatest amount of carotene synthesis in green and etiolated barley shoots was found under green light. The same also applies to xanthophylls, but their accumulation also increased under blue light of low intensity. The etiolated shoots irradiated with low-intensity blue

Card1/2

L 64666-65

ACCESSION NR: AR5017512

light also developed a kind of xanthophyll which was not identified by the authors. Green shoots showed a lesser reaction to the qualitative composition of light than etiolated shoots. In the latter, reduced forms of xanthophylls prevailed over oxidized forms. Upon irradiation with various segments of the visible spectrum and infrared light, a change of the ratio between the different xanthophyll forms was observed. L. Polishchuk

SUB CODE: LS

ENCL: 00

Card

781
2/2

SOV/180-59-3-26/43

AUTHORS: Rauzin, Ya.R. and Simonova, Ye.Ya. (Moscow)

TITLE: The Change in Electrical Conductivity of Metals in the Zone of the Critical Degree of Deformation

PERIODICAL: Izvestiya Akademii nauk SSSR, Otdeleniye tekhnicheskikh nauk, Metallurgiya i toplivo, 1959, Nr 3, pp 136-139(USSR)

ABSTRACT: Experiments were first carried out on iron containing 0.06 C, 0.16 Si, 0.17 Mn, 0.015 P, 0.042 S. Samples were subjected to various degrees of deformation. By using different tempering temperatures, samples of different grain sizes were obtained. Fig 1 is a curve of the specific resistance against the degree of deformation. With small degrees of deformation there is a minimum in specific resistance. The decrease in specific resistance is less for coarse than for fine grained materials (Fig 2). The decrease may be explained by shrinkage in the metal. It is possible that "densification" occurs in the region where large amounts of vacancies, dislocations and other lattice defects occur, which causes an increase in electrical conductivity. The position of the minimum almost coincides with the critical degree of deformation. It

Card 1/2

SOV/180-59-3-26/43

The Change in Electrical Conductivity of Metals in the Zone of
the Critical Degree of Deformation

is proposed that the critical degree of deformation is caused by the same reasons as the minimum in the electrical resistance curve. The decrease in electrical resistance confirms that slip lines exist at small degrees of deformation, although they cannot be seen under the optical microscope. Similar curves of electrical resistance against degree of deformation are produced by aluminium (Fig 4) and the steel EI-69 containing 0.46 C, 13.9 Cr, 14.3 Ni, 2.3 W (Fig 5). There are 5 figures and 12 references, 9 of which are Soviet and 3 German.

SUBMITTED: September 18, 1958

Card 2/2

ACCESSION NR: AP4024185

S/0294/64/000/001/0003/0008

AUTHORS: Filippov, L. P.; Simonova, Yu. N.

TITLE: Measurement of thermal conductivity of metals at high temperatures. I. Measurement of small differences of high temperatures

SOURCE: Teplofizika vy*sokikh temperatur, no. 1, 1964, 3-8

TOPIC TAGS: thermal conductivity of metal, high temperature thermal conductivity, differential optical pyrometer, micropyrometer, optical wedge, signal to noise ratio, measurement reproducibility

ABSTRACT: A simple differential optical pyrometer is described. It is based on the investigation of the temperature distribution along thin rods, tubes, and wires electrically heated to as much as 2000K. for the purpose of measuring the thermal conductivity of metals. The theory of the micropyrometer is briefly described. The micropyrometer has a sensitivity from 0.02 to 0.08° at temperatures from

Card 1/3

ACCESSION NR: AP4024185

1300 to 2300K. The sensitivity is determined principally by the minimum displacement of the optical wedge necessary to produce a noticeable change in the output signal. The signal to noise ratio is approximately 5×10^{-4} for the entire range of temperatures. The reproducibility of the measurements is within 0.1° , and the equipment is not very sensitive to the focusing of the objectives. A detailed description will be published elsewhere. "We take the opportunity to thank V. A. Zamkov for many consultations which were very useful to us during the initial stage of the work." Orig. art. has: 4 figures, 8 formulas, and 1 table.

ASSOCIATION: Moskovskiy gosudarstvennyy universitet (Moscow State University)

SUBMITTED: 23Jul63

DATE ACQ: 16Apr64

ENCL: 01

SUB CODE: PH, ML

NR REF SOV: 003

OTHER: 003

Card 2/3

SIMONOVA, ...

...

... (PRA 12:3)

ACCESSION NR: AP4038433

S/0294/64/002/002/0188/0191

AUTHORS: Filippov, L. P.; Simonova, Yu. N.

TITLE: Measurement of thermal conductivity of metals at high temperatures. II. Procedure for thermal conductivity measurements

SOURCE: Teplofizika vy*sokikh temperatur, v. 2, no. 2, 1964, 188-191

TOPIC TAGS: thermal conductivity, pyrometer, temperature detector, metal physical property, temperature gradient, temperature measurement

ABSTRACT: This is a continuation of a paper by the authors (Teplofizika vy*sokikh temperatur v. 1, no. 1, 1964) in which they described a simple differential pyrometer to measure small differences of high temperatures and their distribution over small areas on the object. The present article is devoted to the use of this instrument for the measurement of the thermal conductivity of metals at tempera-

Card

1/3

ACCESSION NR: AP4038433

tures on the order of 2,000° and above. The gist of the method consists of investigating the distribution of the temperature along a wire or a foil heated with current, near a region with constant temperature, i.e., in the region where the temperature distribution is exponential. Although measurements of this type were first performed by Krishnan and Jain (Proc. Roy. Soc. v. A225, 1160, 1954 and Brit. J. Phys. v. 5, no. 12, 426, 1954) this is the first detailed description and analysis of the procedure. An analysis of the heat conduction equations for the foil heated by current in vacuum shows that to determine the temperature distribution it is not necessary to know the absolute values of the temperature differences but their ratios. This permits measurements to be made without calibration of the differential optical pyrometer. The influence of the finite dimensions of the investigated sections of the wire or foil is not decisive, nor is the degree of blackness of the investigated sample. Another advantage of the method is that the change in temperature on the investigated section can be produced artificially by

Card 2/3

ACCESSION NR: AP4038433

means of a wire rider. The procedure proposed was investigated with foil ribbons and wires of tungsten heated in a vacuum chamber. The results were reproducible within 2% and the values of the thermal conductivity obtained under different conditions were accurate within 6%, and agreed fairly well with results obtained by others. It is emphasized that the procedure is simple, sufficiently accurate, and can be readily used at temperatures above 2,000°. Orig. art. has: 1 figure, 6 formulas, and 2 tables.

ASSOCIATION: Moskovskiy gosudarstvennyy universitet im. M. V. Lomonosova (Moscow State University)

SUBMITTED: 23Jul63

DATE ACQ: 09Jun64

ENCL: 00

SUB CODE: TD,MM

NR REF SOV: 002

OTHER: 004

Card 3/3

SIMONOVA, Z.A.

Settling of waste waters (Modern methods of mechanical purification
of waste waters" by S.M. Shifrin. Reviewed by Z.A. Simonova).
Vod. i san.tekh. no.11:40-41 N '58. (MIRA 11:12)
(Sewage--Purification) (Shifrin, S.M.)

SIMONOVA, Z.N.

Total fluorography in clinical practice. Vrach. delo no.9:101-108
S '61. (MIRA 14:12)

1. Kafedra rentgenologii (zav. - prof. A.Ye.Kubasheva) Kiyevskogo
instituta usovershenstvovaniya vrachey i fiziko-tekhnicheskij otdel
(rukovoditel' - M.S.Ovoshchinnikov) Kiyevskogo nauchno-issledovatel'-
skogo i onkologicheskogo instituta.
(RADIOGRAPHY)

SIMONICIA.

Electrostatic in rivers and means of defense against them. p. 801.

MESE-TRINITY BLMNIK. Beograd, Yugoslavia. Vol. 3, no. 11, Nov. 1955.

Monthly List of East European Accessions (FEAI) II, Vol. 8, no. 9, Sept. 1959.

Incl.

SIMONOVIC, Bogoljub

The control computation in the approximate adjustment of trigonometric nets. Zbor Geod inst Beograd no.3:134-137 '60.

SIMONOVIC, Branimir, Dr.; PRICA, Radota, Dr.; SIMONOVIC, Branka

Blood groups and factors in Yugoslavia. 3. Heredity and distribution of classical blood groups. Med. pregl. 7 no.1:22-27 1954.

1. Institut za transfuziju krvi, Beograd
(BLOOD GROUPS, statistics,
*Yugosl.)

SIMONOVIC, B.

B. SIMONOVIC and V. Grozdanic from Belgrade, Yugo. presented a paper
"The Methods of Control of Dried Plasma" at the Vth International
Congress of Blood Transfusion held in Paris, France, 13-19 Sept. 1954.

SO: Program of the Vth International Congress of Blood Transfusion, Paris, France,
13-19 Sept. 1954, Unclas.

COUNTRY : Yugoslavia
CATEGORY : General Biology. B
 : Genetics. Human Genetics.
ABS. JOUR. : RSBiol., No. 2, 1959, No. 5183
AUTHOR : Simonovic, Branislav
INST. : -
TITLE : Blood Groups and Factors of Blood Groups in
 Yugoslavians. V. Rh Blood Group.
SITE. PUB. : Anali biol. nauka, 1954, 6, No 3-4, 207-217
ABSTRACT : No abstract.

CARD: 1/1

SIMONOVIC, Branimir, Dr.; PRICA, Radota, Dr.; SIMONOVIC, Branka

Blood groups and factors in Yugoslavia. 3. Heredity and distribution of classical blood groups. Med. pregl. 7 no.1:22-27 1954.

1, Institut za transfuziju krvi, Beograd
(BLOOD GROUPS, statistics,
*Yugosl.)

SIMONOVIC, B.; MITROVIC, Al.

Blood groups and factors in Yugoslavia; Rh factor in 30000 erythrocyte samples. Acta med. iugosl. 8 no.2:184-188 1954.

1. Zavod za transfuziju krvi, Beograd.

(BLOOD GROUPS
distribution in Yugosl.)

(RH FACTORS
distribution in Yugosl.)

STAMENOVIC D. D.

GROZDANIC, Vladislava, mr. ph.; SIMONOVIC, Branimir, dr.

The preservation of thrombocytes from normal human blood. Med.
glasn. 8 no.5:175-178 May 54.

1. Zavod za transfuziju krvi u Beogradu (upravnik dr. P.Lah)
(BLOOD PLATELETS
preserv.)

SIMONOVIC, Branimir

Blood groups and factors in Yugoslavia. VII. Distribution of
blood groups among Yugoslav people. Voj san pregl 11 no.1/2:
9-15 Ja-F '54. (REAL 3:7)

1. Zavod za transfuziju krvi u Beogradu.
(BLOOD GROUPS
*in Yugosl.)

JANKOVIC, B.D.; SIMONOVIC, B.D.

A brief survey of practical importance of blood groups. *Voj. san. pregl.*, Beogr. 16 no.3:231-235 Mar 59.

1. Farmaceutski Fakultet u Beogradu Mikrobioloski institut Zavod za transfuziju krvi.

(BLOOD GROUPS,
practical aspects (Ser))

NAJDANOVIC, B.; PAJEVIC, J.; SIMONOVIC, B.D.; BOCINA, B.

Studies on the survival in recipients of the erythrocytes ' with the aid of radioactive chromium. I. Life of frozen erythrocytes. Voj.san.pregl., Beogr. 17 no.3:247-250 Mr '60 .

1. Bolnica D-r Dragisa Misovic u Beogradu, Interno odeljenje.
(ERYTHROCYTES)
(CHROMIUM radioactive)
(BLOOD PRESERVATION)

MITROVIC, Aleksandar, aps. med.; SIMONOVIC, Branimir, d-r; STEFANOVIC, Branka,
med. sestra; POPOVIC, Stanka, med. sestra

Acquired immunity in plants. II. Certain characteristics of anti-
Rh (anti-D) antibodies isolated from plants. Voj. san. pregl,
Beogr. 17 no.2:147-152 '60.

(PLANTS)

(Rh FACTORS)

SIMONOVIC, Branimir, dr.; RADOVANOVIC-SKENDZIC, Natalija, mr., ph.

Blood conservation. Med. glas. 15 no.6:225-229 Je '61.

1. Zavod za transfuziju krvi NR Srbije (Direktor: dr Paula Lah)

(BLOOD PRESERVATION)

RADOVANOVIC-SKENDZIC, Natalija, mr., ph.; SIMONOVIC, Branimir, dr.

Plasma and plasma protein fractions. Med. glas. 15 no.6:234-238
Je '61.

1. Zavod za transfuziju krvi NR Srbije (Direktor: dr P. Lah)

(BLOOD PROTEINS) (BLOOD TRANSFUSION)

5

SIMONOVIC, D.: PETROVIC, Z?

Rural settlements, courtyards, and houses of the communities of Ugne, Ocinci, Bjelosi and Bajice in the environs of Cetinje. p. 371
(GLASNIK. Vol. 2/3, 1953/54 (Published 1957)

SO: Monthly List of East European Accessions (EEAL) LC. Vol. 6, No. 12, Dec. 1957
Uncl.

SIMONOVIC, I.

Better recognition of the clinical picture of acute zinc phosphide poisoning. Arh.hig.rada 5 no.3-4:355-359 1954.

1. Interna klinika Medicinskog fakulteta, Zagreb.
(ZINC,
phosphide, pois., pathol. & ther.(Ser))
(POISONING,
zinc, phosphide, pathol. & ther.(Ser))

SIMONOVIC, Ivan, dr; PARDON, Rajko, dr.

The superior vena cava syndrome. Med.glasn. 9 no.4:135-137 Apr '55.

1. Interna klinika Medicinskog fakulteta u Zagrebu (predstojnik prof. dr A. Hahn)

(VENAE CAVAE, dis.

obstruct. of superior vena cava, etiol. & diag.(Ser))

Hahn, A. Dr; Kallai, L. dr; Simonovic, I. Dr.

The significance of blood iron determination in differential diagnosis in liver disease. Lijec.vjes. 77 no.3-4:138-143 Mar-Apr '55.

1. Iz Interne klinike Medicinskog fakulteta u Zagrebu.

(LIVER, dis.

differ.diag., hepatitis & jaundice, blood iron determ.(Ser))

(IRON, in blood,

differ.diag. of liver dis. & hepatitis & jaundice, value (Ser))

(BLOOD

iron in differ.diag. of liver dis. & hepatitis & jaundice, value (Ser))

(HEPATITIS, differ.diag.

liver dis., blood iron determ.(Ser))

(JAUNDICE, differ.diag.

liver dis., blood iron determ.(Ser))

SIMONOVIC, I.; KOSTIAL, K.; VORGIC, J.

The effect of heparin on the number of platelets in stored blood. Bul.
sc Jug 5 no.3:80 J1 '60. (EEAI 10:5)

1. Department of Internal Medicine, Medical Faculty, University of
Zagreb, and Institute for Medical Research, Yugoslav Academy of
Sciences and Arts, Zagreb.
(Blood) (Heparin)

SIMONOVIC, I.; KOSTIAL, K.; MARSIC, A.

The effect of metal ions on the hypotonic resistance of erythrocytes
in vitro. Bul sc Jug 5 no.3:80-81 JI '60. (EEAI 10:5)

1. Department of Medicine, Medical Faculty, University of Zagreb.
Institute for Medical Research, Yugoslav Academy of Sciences and
Arts, Zagreb.

(Blood)	(Calcium)	(Ions)	(Osmosis)	(Magnesium)
(Strontium)	(Barium)	(Lead)	(Mercury)	
(Uranium oxides)	(Salt)			

SIMONOVIC, I.; ADAMEC, A.; KOSTIAL, K.

Blood clotting changes in hypothermia. Acta med. iugosl. 14 no.2:
194-203 '60.

1. Department of Medicine, Medical Faculty. University of Zagreb
and the Institute for Medical Research of the Yugoslav Academy of
Sciences and Arts. Zagreb.

(BLOOD COAGULATION)

(BODY TEMPERATURE)

MICCKA, Olga; TUNKL, Mira; POPOVIC, S.; SIMONOVIC, I.

Synthesis and labeling glycerin trioleate with radioactive iodine. Prim. radioactiv. izotop. 2 no.3:44-48 D '61.

1. Interna klinika, Radioizotopni odjel, Zagreb, Rebro.
(TRIOLEIN) (IODINE ISOTOPES)

X

YUGOSLAVIA

Dr. Miroslav NERIŠIĆ and Dr. I. SIMONČIĆ, Internal Medicine Clinic of Medical Faculty (Interna klinika Medicinskog fakulteta) Head (Predstojnik) Prof. Dr. A. HANŽIĆ, Zagreb.

"Radio-Chromatography of Thyroid Hormones."

Belgrade, Medicinski Glasnik, Vol 17, No 3-4, Mar-Apr 63; pp 120-125.

Abstract : Precise technical data on procedure used by authors in preparing standard solutions, hormone extraction, choice of solvent, dye-spraying or custom-made autoradiography procedure for development; identification of spots. Two chromatograms, 2 autoradiograms, graphs juxtaposing spectrophotometric and chromatographic patterns; 2 photographs of device; 23 Western references.

1/1

1. The first part of the document is a list of names and titles of the members of the committee.

2. The second part of the document is a list of the names and titles of the members of the committee, followed by a list of the names and titles of the members of the committee.

MEMORANDUM FOR THE DIRECTOR


Subject: [Illegible]

1. Internal [Illegible]

LATKOVIC, Ivan, dr.; CECUK, Ljubo, dr.; SIMONOVIC, Ivan, dr.; RADOSEVIC,
Zdenko, dr.

Scintigraphy of the kidney. Liječn. vjesn. 87 no.8:873-886 Ag '65.

1. Iz Interne klinike i Kirurske klinike Medicinskog fakulteta
Sveucilista u Zagrebu.



SIMONOVIC, Jovan (Eng.)

"A method of determining the number of tracks of a railway junction"

SO: ZELEZNICE No. 7, Year XI, July 1955

ANNONIA, J.

Methods for determining railroad rates for passengers. p. 63.
THE ICA, Journal, Vol. 10, no. 4, 1955.

30: Monthly list of East European Accessions, (EMAL), IC, Vol. 4, no. 10, Oct. 1955,
Encl.

SIMONOVIC, J.

Method for determining the number of tracks in a railroad depot.
p. 243. ZELENIČE. Vol. 11, No. 7, July, 1955. Belgrad.

SOURCE, East European Accessions List, (EEAL) Library of Congress,
Vol. 4, No. 12, Dec. 1955.

SINCOVIC, Jovan, Ina.

Intervals for the train crossings in stations. 7oleznice
Jug 19 no. 3: 16-23 Mr '63.

PODVINEC, S.; STEFANOVIC, B.; DORDEVIC, S.; SIMONOVIC, M.

Preventive measures in noise control. Higijena, Beogr. 12 no.4:305-316 '60.

(NOISE prev & control)

DORDEVIC, S.; SIMONOVIC, M.; MITRCVIC, K.; MILEUSNIC, D.

Results of hearing tests in Sambor workers. Higijena, Beogr. 12
no.4:317-322 '60.

(OCCUPATIONS AND PROFESSIONS)