

SHORIN, V.A.(Moskva); GOL'DBERG, L.Ye. (Moskva)

The fungicide antibiotic nystatin and its clinical use. Klin.
med. 35 no.2:32-38 F '57 (MLRA 10:4)
(ANTIBIOTICS, eff.
nystatin, fungistatic eff., review)
(FUNGICID,
nystatin, review)

YELANSKIY, N.N., prof.; SMELOV, N.S., prof.; SHORIN, V.A. (Moskva)

Colimycin and its clinical use. Klin.med. 35 no.12:8-15 D '57.
(MIRA 11:2)

(ANTIBIOTICS, ther. use
colimycin, indic. & evaluation (Rus))

SHORIN, Vitaliy Aleksandrovich

[Complications caused by antibiotics] Oslozhneniia vyzyvayemye
antibiotikami. Moskva, Gos.izd-vo med.lit-ry, 1958. 33p.
(ANTIBIOTICS) (MIRA 12:1)

GAUZE, Georgiy Frantsevich; SHORIN, V.A., red.; ZAKHAROVA, A.I.,
tekh.n.red.

[Lectures about antibiotics] Lektsii po antibiotikam.

Izd.3, dop. Moskva, Gos.izd-vo med.lit-ry, 1958. 354 p.

(MIRA 13:4)

(ANTIBIOTICS)

BRAZNIKOVA, M.G.; USPENSKAYA, T.A.; SOKOLOVA, L.B.; PREOBRAZHENSKAYA, T.P.;
GAUZE, G.F.; UKHOLINA, R.S.; SHORIN, V.A.; ROSSOLIMO, O.K.; VERTO-
GRADOVA, T.P.

New antiviral antibiotic heliomycin. Antibiotiki 3 no.2:29-34 Mr-Apr
'58. (MIRA 12:11)

1. Institut po izyskaniyu novykh antibiotikov AMN SSSR.

(ANTIBIOTICS,

heliomycin, prep. from Actinomyces flavochromogenes
var. heliomycini & antiviral properties (Rus))

(ACTINOMYCETES, metabolism,

flavochromogenes var. heliomycini, heliomycin syn-
thesis (Rus))

~~SHORIN, V.A.~~

Side effects of antibiotics. Antibiotiki 3 no.6:113-116 N-D '58.
(MIRA 12:2)

1. Institut po izyskaniyu novykh antibiotikov AMN SSSR.
(ANTIBIOTICS, inj. eff.
side eff. (Rus))

SHORIN, V.A., doktor med.nauk

Allergy in medical personnel and its control. Med.sestra 17 no.
6:29-31 Ja '58 (MIRA 11:6)

1. Iz Laboratorii eksperimental'nogo izucheniya lechebnykh
svoystv novykh antibiotikov Instituta po izyskaniyu novykh
antibiotikov AMN SSSR, Moskva.
(ALLERGY)

YUDINTSEV, S.D., otv.red.; GAUZE, G.F., red.; MAYEVSKIY, M.M., red.;
SAZYKIN, Yu.O., red.; SHORIN, V.A., red.; ZAKHAROVA, A.I.,
tekhn.red.

[Transactions of a symposium: Means and methods in the search
for anticancerous antibiotics] Trudy Simpoziuma "Puti i metody
izyskaniia protivorakovykh antibiotikov". Red.kollegiia: S.D.
IUDintsev i dr. Moskva, Gos.izd-vo med.lit-ry, 1959. 206 p.

1. Akademiya meditsinskikh nauk SSSR, Moscow. Institut po
izyskaniyu novykh antibiotikov. 2. Iz Instituta eksperimen-
tal'noy patologii i terapii raka Akademii meditsinskikh nauk
SSSR (for Mayevskiy).

(CANCER)

(ANTIBIOTICS)

SHORIN, V.A.; SHAPOVALOVA, S.P.

Comparative studies of the antibacterial and therapeutic properties
of the antibiotics crystallomycin and amphotycin. Antibiotiki
4 no.1:77-81 Ja-F '59. (MIRA 12:5)

1. Institut po izyskaniyu novykh antibiotikov AMN SSSR.
(ANTIBIOTICS, eff.
amphotycin & crystallomycin, comparative
pharmacol. properties (Rus))

SHORIN, V.A., prof.

Some urgent problems in antibiotics therapy. Vest. AMN SSSR
14 no.6:45-50 '59. (MIRA 13:6)

1. Institut po izyskaniyu novykh antibiotikov AMN SSSR.
(ANTIBIOTICS)

SHORIN, V.A., prof.

Problem of side reactions caused by antibiotics. Klin. med. 37
no.5:19-20 My '59. (MIRA 12:8)

1. Institut po izyskaniyu novykh antibiotikov AMN SSSR.
(ANTIBIOTICS, inj, eff,
side-eff. (Rus))

WELSH, G. [Welsh, H.]; L'YUIS, TS.N. [Lewis, C.N.]; VEYNSHTEYN, G.I. [Veinstein, G.I.]; BEKKMAN, B.B. [Bechman, V.V.] (SShA); SHORIN, Y.A., prof. [translator] (Moskva).

Severe side reactions caused by antibiotics. Klin. med. 37 no.5:
20-28 My '59. (MIRA 12:8)

(ANTIBIOTICS, inj. eff.
side-eff, severe (Rus))

SHORIN, V.A., prof.

Antibiotics. Biol. v shkole no.5:76-80 S-0 '60. (MIRA 13:11)

1. Institut po izyskaniyu novykh antibiotikov Akademii meditsinskikh nauk SSSR.

(Antibiotics)

SHORIN, V.A.; GOL'DBERG, L.Ye.; KREMER, V.Ye.

Pharmacological studies on the antibiotic monomycin. Antibiotiki
5 no.4:10-15 ZhAg '60. (MIRA 13:9)

1. Institut po izyskaniyu novykh antibiotikov AMN SSSR.
(ANTIBIOTICS)

SHORIN, V.A.

"Antibiotics; an experimental and clinical study." Reviewed by V.A.
Shorin. Antibiotiki 5 no.4:119-121 J1-Ag '60. (MIRA 13:9)
(ANTIBIOTICS)

SHORIN, V.A.; PEVZNER, N.S.; SHAPOVALOVA, S.P.

Thioglycolic medium with phosphates for controlling the sterility under aerobic conditions of kanamycin and monomycin, antibiotics of the neomycin complex. Antibiotiki 5 no.6:76-80 N-D '60.

(MIRA 14:3)

1. Institut po izyskaniyu novykh antibiotikov AMN SSSR.
(NEOMYCIN)

SHORIN, V.A.; GOL'DBERG, L.Ye.; MURAVEYSKAYA, V.S.; PEVZNER, N.S.;
SHAPOVALOVA, S.P.; KUNRAT, I.A.; BELOVA, I.P.; KREMER, V.Ye.;
FILIPPOS'YAN, S.T.

Study of the antibacterial activity, toxicity and medicinal pro-
perties of methanesulfonates of monomycin and colimycin. Antibiotiki
6 no.10:897-904 0 '61. (MIRA 14:12)

1. Institut po izyskaniyu novykh antibiotikov AMN SSSR.
(ANTIBIOTICS) (METHANESULFONIC ACID)

SHORIN, V.A.; LYASHENKO, V.A.

Results of a primary evaluation [of the effect] of new antitumor antibiotics on various transplanted tumors in animals. Antibiotiki
7 no.1:27-31 Ja '62. (MIRA 15:2)

1. Institut po izyskaniyu novykh antibiotikov AMN SSSR.
(ANTIBIOTICS) (TUMORS)

SHORIN, V.A.; ROSSOLIMO, O.K.; LYASHENKO, V.A.; SHAPOVALOVA, S.P.

Antibacterial and antineoplastic properties of the antibiotic
6613. ~~Antibiotiki~~ 6 no.11:979-983 N '61. (MIRA 15:3)

1. Institut po izyskaniyu novykh antibiotikov AMN SSSR.
(ANTIBIOTICS)
(CYTOTOXIC DRUGS)

SHORIN, V.A.; GOL'DBERG, L.Ye.; KREMER, V.Ye.

Study of the effect of colimycin and monomycin on renal function. Antibiotiki 6 no.8:705-710 Ag '61. (MIRA 15:6)

1. Institut po izyskaniyu novykh antibiotikov AMN SSSR.
(KIDNEYS) (ANTIBIOTICS)

SHORIN, V.A.; ROSSOLIMO, O.K.; STANISLAVSKAYA, M.S.; BLYUMBERG, N.A.;
FILIPPOS'YAN, S.T.; LEFESHKINA, G.N.

Antineoplastic activity of the antibiotic clivomycin. Antibiotiki
7 no.3:60-64 Mr '62. (MIRA 15:3)

1. Institut po izyskaniya novykh antibiotikov AMN SSSR.
(ANTIBIOTICS)
(CYTOTOXIC DRUGS)

GAUZE, G.F., prof., red.; SHORIN, V.A., red.; PETROVA, N.K.,
tekh. red.

[Monomycin and its use in a clinic] Monomitsin i ego pri-
menenie v klinike. Moskva, Medgiz, 1962. 186 p.

(MIRA 16:5)

1. Akademiya meditsinskikh nauk SSSR, Moscow. 2. Chlen-
korrespondent Akademii meditsinskikh nauk SSSR (for Gauze).

(MONOMYCIN)

SHORIN, V.A.

"Antibiotics of the tetracycline group" by A.M.Chernukh, G.IA.
Kivman. Reviewed by V.A.Shorin. Antibiotiki 7 no.12:1117-1118
D '62. (MIRA 16:5)
(TETRACYCLINE) (CHERNUKH, A.M.) (KIVMAN, G.IA.)

SHORIN, V.A.; PEVZNER, N.S.; SHAPOVALOVA, S.P.

Antibacterial properties of ristomycin in vitro and its chemotherapeutic activity. Antibiotiki 8 no.5:396-401 My'63
(MIRA 17:3)

1. Institut po izyskaniyu novykh antibiotikov AMN SSSR.

Antibiotiki 9 no.1141021-1027 N 164.

Hearing disorders in treatment with water-soluble basic antibiotics.
(MLRA 1833)

I. Institut pro issledeniye novykh antibiotikov AMN SSSR, Moskva.

SHORIN, V.A.; SHAPOVALOVA, S.P.; PEVZNER, N.S.

Antibacterial effect of kanamycin in vitro and its chemotherapeutic activity. Antibiotiki 9 no.2:134-138 F '64. (MIRA 17:12)

1. Laboratoriya po izucheniyu lechebnykh svoystv novykh antibiotikov (zav. prof. V.A. Shorin) Instituta po izyskaniyu novykh antibiotikov AMN SSSR, Moskva.

SHORIN, V.A.; ROSSOLIMO, O.K.

Experimental studies on antitumor activity of six antibiotics
from the olivomycin group. Antibiotiki 10 no.1:48-53 Ja '65.
(MIRA 18:4)

1. Institut po izyskaniyu novykh antibiotikov AMN SSSR, Moskva.

L 22936-66 EWT(1)/T JK

ACC NR: AP6014830

SOURCE CODE: UR/0297/65/010/001/0048/0053

AUTHOR: Shorin, V. A.; Rossolimo, O. K.

26

ORG: Institute for the Search of New Antibiotics, AMN SSSR, Moscow (Institut po izyskaniyu novykh antibiotikov AMN SSSR)

B

TITLE: Experimental investigation of the antitumorous activity of six antibiotics of the olivomycin group

22

6

SOURCE: Antibiotiki, v. 10, no. 1, 1965, 48-53

TOPIC TAGS: antibiotic, tumor, toxicology, mouse, therapeutics/11296 antibiotic, 232 antibiotic, 3014 antibiotic

ABSTRACT: The object of the experiments described in this article was to determine the toxicity and antitumorous efficacy of six antibiotics -- olivomycin, aburamycin, chromomycin A-3, and antibiotics 232, 3014, and 11296. Two thousand nonbred albino mice (strain L10-1) were used in the experiments. The toxicity of the preparations was determined by establishing the dose of the preparations which killed 50 percent of the normal mice following a single intravenous administration, and was designated as LD₅₀₍₁₎. The therapeutic doses of the drugs administered to the animals were calculated on the basis of their relation to the toxicity of the preparations and were as follows: 0.375; 0.5; 0.625; 0.75 of LD₅₀₍₁₎. It was found that olivomycin was the least toxic of the preparations, with the toxicity of the re-

Card 1/2

UDC: 615.779.9-017.717-092.256

2

L 22936-66

ACC NR: AP6014830

0

maintaining antibiotics increasing respectively in the following order: antibiotic 11296, antibiotic 232, aburamycin, antibiotic 3014, and chromomycin A-3, the most toxic of the preparations (its LD₅₀ intravenously administered is 1.21 milligrams per kilogram body weight). In addition, all of the above antibiotics were found to possess cumulative toxic properties. The antitumorous efficacy of the preparations was tested by the use of lymphosarcoma of mice as a model throughout the experiments. The tumor was induced in the animals by the injection of a 2.5 percent suspension of the tumor cells in a physiological solution. Doses of the antibiotics relatively close to the toxic dose were administered to the animals. It was found that on the basis of their antitumorous activity the preparations can be divided into three groups: olivomycin with the most expressed antitumorous activity makes up the first group; the second group consists of aburamycin and antibiotic 3014, both with a chemotherapeutic index somewhat lower than that of olivomycin; antibiotics 232, 11296, and chromomycin A-3, least active antitumourally make up the third group. Orig. art. has: 1 figure and 3 tables.

JPRS

SUB CODE: 06 / SUBM DATE: 23Apr64 / ORIG REF: 004 / OTH REF: 008

Card 2/2 *Jo*

SHORIN, V.A.; SHAPOVALOVA, S.P.

Dynamics of the increased resistance and crossed resistance to antibiotics of the neomycin complex: monomycin, kanamycin and streptomycin. Antibiotiki 6 no.1:67-71 Ja '61. (MIRA 14:5)

1. Institut po izyskaniyu novykh antibiotikov AMN SSSR.
(ANTIBIOTICS) (STREPTOMYCIN)

SHORIN, V.A.; GOL'DBERG, L.Ye.

Nystatin (anticandin). Antibiotiki 6 no.4:370-372 Ap '61.
(MIRA 14:5)

(MYCOSTATIN)

KARNITSKIY, V.I., assistant; KACHENOVSKIY, A.N., ordinator; SHORIN, V.D.,
assistant

Comparison of methods for preparing hard dental tissue. Stomatologiya
39 no.1:13-14 Ja-F '60. (MIRA 14:11)

1. Iz kafedry terapevticheskoy stomatologii (zav. - prof. Ye.Ye.
Platonov) i kafedry ortopedicheskoy stomatologii (zav. - prof.
V.Yu.Kurlyandskiy) Moskovskogo meditsinskogo stomatologicheskogo
instituta (dir. - dotsent G.N.Beletskiy).
(DENTAL INSTRUMENTS AND APPARATUS)

SHORIN, V.D., assistant

Use of a turbine ~~dental~~ drill in orthopedic stomatology.
Stomatologiya 40 no.4:83-86 J1-Ag '61. (MIRA 14:11)

1. Iz kafedry ortopedicheskoy stomatologii (zav. - prof. V.Yu. Kurlyandskiy) Moskovskogo meditsinskogo stomatologicheskogo instituta (dir. - dotsent G.N.Beletskiy) i laboratorii No.2 (zav. V.V. Chokin) Nauchno-issledovatel'skogo imtituta eksperimental'noy khirurgicheskoy apparatury i instrumentov (dir. M.G.Anan'yev)
(DENTAL INSTRUMENTS AND APPARATUS)

SHORIN, V.D.; CHEKIN, V.F.; SYCHEV, Yu.V.

Diamond-tipped instruments in stomatology. Med.prom. 16 no.6:
29-30 J1 '62. (MIRA 15:12)

1. Moskovskiy meditsinskiy stomatologicheskiy institut i Nauchno-
issledovatel'skiy institut eksperimental'noy khirurgicheskoy
apparatury i instrumentov.

(DENTAL INSTRUMENTS AND APPARATUS)

KURLYANDSKIY, V.Yu.; GREMYAKINA, A.A.; SHORIN, V.D.

Parallelometer. Med.prom. 16 no.6:47-48 J1 '62. (MIRA 15:12)

1. Nauchno-issledovatel'skiy institut eksperimental'noy
khirurgicheskoy apparatury i instrumentov i kafedra ortopediche-
skoy stomatologii Moskovskogo meditsinskogo stomatologicheskogo
instituta.

(DENTAL INSTRUMENTS AND APPARATUS)

SHENIN, V. G.

SHENIN, V. G. -- "SOME QUESTIONS ON INVESTIGATION OF THE OPERATION OF ELECTRIC CARS FOR
MILITARY." DOK 30 SGT 72, Moscow INSTITUTE INSTITUTE I. V. STALIN (DISSERTATION FOR THE
DEGREE OF CANDIDATE IN TECHNICAL SCIENCE)

SO: VOZDEIYAYA 17 NIVA, JANUARY-DECEMBER 1952

MOGILEVSKIY, Terentiy Petrovich; SHORIN, V.G., redaktor; PROZOROVSKAYA,
V.L., tekhnicheskii redaktor

[Collection of problems and exercises in transportation and storage
connected with coal dressing and briqueting plants] Sbornik zadach i
uprazhnenii po transportnym ustroistvam i skladam ugleobogatitel'nykh
i briketnykh fabrik. Moskva, Ugletekhizdat, 1955. 226 p.
(MIRA 9:1)

(Coal--Transportation) (Coal--Storage)

SHORIN, V.G., kand.tekhn.nauk.

Determining the weight of a train for definite track sections.
Nauch.trudy MGI no.15:105-109 '55. (MIRA 10:10)
(Mine railroads)
(Brakes)

124-1957-1-416

Translation from: Referativnyy zhurnal, Mekhanika, 1957, Nr 1, p 51 (USSR)

AUTHORS: Shorin, V. G., Kelarev, Yu. I.

TITLE: On the Air Resistance in Underground Locomotive Haulage (O soprotivlenii vozdushnoy sredy pri podzemnoy lokomotivnoy otkatke)

PERIODICAL: Nauch. tr. po vopr. gorn. dela. Mosk. gorn. in-t, 1955, Nr 15. pp 117-121

ABSTRACT: The existing method for calculating the air resistance encountered by a train moving along a tunnel is extended to the case of a train of mining cars with a bulk cargo. A sample calculation is given.

O. V. Yakovlevskiy

1. Air--Resistance--Analysis 2. Tunnels--Applications

Card 1/1

DEK...
RYS' YEV, Anatoliy Vasil'yevich; LOMAKIN, Sergey Mikhaylovich; SHORIN, V.G.,
otvetstvennyy redaktor; KOLOMIYTSEV, A.D., redaktor izdatel'stva;
PROZOROVSKAYA, V.L., tekhnicheskij redaktor.

[Electric locomotives, their management, and rolling stock] Elektro-
vozy, elektrovozhnoe khoziaistvo i vagonnyi park. Moskva, Ugletekhiz-
dat, 1956. 301 p. (MLRA 10:4)
(Electric locomotives) (Mine railroads)

SOV/112-58-1-597

Translation from: Referativnyy zhurnal, Elektrotekhnik, 1958, Nr 1, p 89 (USSR)

AUTHOR: Shorin, V. G.

TITLE: Expedience of Elevating the Outer Rail on Curves in Electric-Locomotive Haulage (O tselesoobraznosti prevysheniya vneshnego rel'sa na zakrugleniyakh pri elektrovoznoy otkatke)

PERIODICAL: Nauchn. tr. Mosk. gorn. in-t, 1956, Nr 17, pp 159-164

ABSTRACT: To determine the amount of elevation for the outer rail in mine transportation, the same formula is used as in railroad transportation, viz.:

$$\Delta h = \frac{SV^2}{gR}$$
, where Δh is the outer rail elevation, S is the track gauge, R is the curve radius, V is velocity of motion, g is the gravity acceleration. The above formula was developed under the assumption that movement of a truck is due to its weight and centrifugal force, i. e., movement of an isolated truck was considered. In actuality, longitudinal component of the traction force depending on the track profile and lateral component of the traction force with the coupler

Card 1/3

SOV/112-58-1-597

Expedience of Elevating the Outer Rail on Curves in Electric-Locomotive Haulage displaced from the longitudinal axis on curves should both be taken into consideration. Other factors are allowed for by increasing the safety factor $\Psi = 1.15-1.20$. Solov'yev, Candidate of Technical Sciences, believes that rail elevation under the conditions of underground electric-locomotive haulage does not yield desirable results in increased truck stability, or in decreased resistance motion and rail wear, and for that reason it should be abolished. These conclusions are questionable, and more accurate data is needed. A graphical picture of all forces acting on the truck is presented, and the following accurate formula for the necessary outer rail elevation is deduced:

$$\Delta h = \frac{\psi S \sqrt{\frac{v^2}{gR}} H - (w'_{kp} \pm i) h [(z - n + 1) \operatorname{tg} \delta'_1 - (z - n) \operatorname{tg} \delta'_2]}{\frac{S}{2} \sqrt{\frac{v^2}{gR}} - (w'_{kp} \pm i) [(z - n - 1) \operatorname{tg} \delta'_1 - (z - n) \operatorname{tg} \delta'_2]} - H \psi$$

Card 2/3

SOV/112-58-1-597

Expedience of Elevating the Outer Rail on Curves in Electric-Locomotive Haulage
where H is the center of gravity height, h is coupler height, γ_1 is the angle between the longitudinal axis of the truck and the front coupler, γ_2 the same with the back coupler, z is the longitudinal component of the force applied by the electric locomotive on the curve. Analysis of the above equation can yield the following conclusions: truck stability is increased with the increase of the elevation angle of the outer rail, and therefore, the practice of rail elevation on the curve should not be abolished; theoretically, each truck requires "its own" value of the rail elevation because Δn depends on v , z , γ_1 and γ_2 , which vary with each individual case. Therefore, determining outer-rail elevation value by the PTE generally accepted railroad formula does not result in an unstable work of the rolling stock, but only attempts to increase the design safety factor of individual trucks of the stock and gives results with adequate accuracy for the entire stock.

T. A. K.

AVAILABLE: Library of Congress

1. Tracks (Railroad)---Design 2. Mathematics

Card 3/3

SHOR IN, V.G.

Rated value of the coupling factor. Nauch.trudy MGI no.17:165-167 '56.
(Mine railroads) (Couplings) (MIRA 10:11)

SHORIN, V.G.
SHORIN, V.G.

"Electric locomotive underground mine transportation" by V.M.Stasiuk.
Reviewed by V.G.Shorin. Mekh.trud.rab. 11 no.9:47 S '57.

(MIRA 10:11)

(Electric railroads)

(Mine railroads)

SHCRIN, V. G.

"Some Problems in the Investigation of the Operation of Mine Electrolocomotives."

Dissertation for the degree of Candidate of Technical Sciences, defended at
Moscow Mining Institute imeni Stalin 30 October 1958- (Elektrichestvo, 1958,
Nr 4, pp. 88-89)

SHORIN, V.G., dots., kand.tekhn.nauk

Universal method of calculating traction and plotting curves for
underground electric railroad traffic. Nauch.dokl.vys.shkoly; gor.
delo. no.4:203-206 ' 58. (MIRA 12:1)

1. Predstavleno kafedroy rudnichnogo transporta Moskovskogo gornogo
instituta imeni I.V. Stalina.
(Mine railroads)

AUTHOR: Shorin, V.G., Candidate of Technical Sciences 118-58-6-13/21

TITLE: The Use of Diesel Locomotives in the Mining Industry (O primeneni dizelevozov v gornorudnoy promyshlennosti)

PERIODICA: Mekhanizatsiya trudoyemkikh i tyazhelykh rabot, 1958, Nr 6, pp 30-31 (USSR)

ABSTRACT: In the mining industry abroad the use of diesel locomotives is still growing due to their ease of operation and dependability, in addition to a low capital investment and operation costs. Describing the preference for diesel transportation in the mining industry as compared with electric locomotives, and having quoted data from foreign experience (USA, Western Germany, France), the author recommends the introduction of diesel locomotives into USSR mining industry. There is 1 photo.

1. Mining industry 2. Diesel engines--Applications

Card 1/1

SHORIN, V.G., dotsent

Safety problems in the use of diesel locomotives in underground mining. Izv.vys.ucheb.zav.; gor.zhur. no.9:72-76 '58.
(MIRA 12:6)

1. Moskovskiy gornyy institut.
(Diesel locomotives) (Mine sanitation)

AUTHOR: Shorin, V.G. SOV-127-58-10-26/29

TITLE: The Outlook for the Development of Underground Locomotive Transportation (Perspektivy razvitiya podzemnogo lokomotivnogo transporta)

PERIODICAL: Gornyy zhurnal, 1958, Nr 10, p 77 (USSR)

ABSTRACT: A special conference of the representatives of different scientific-research organizations, institutes, plants and schools connected with the problems of underground transportation was convened in June 1958 and took place at the Institut gornogo dela AN SSSR (Institute of the Mining Industry of the AS USSR). The conference was concerned with improvement of the conditions and means of underground transportation. Representative of various plants reported on new models of locomotives now under construction. Different recommendations were made. The Moskovskiy Gornyy Institut (Moscow Mining Institute), in collaboration with representatives of the Toretskiy,

Card 1/2

SOV-127-58-10-26/29

The Outlook for the Development of Underground Locomotive Transportation

Aleksandrovskiy and Kiselevskiy plants, was charged with developing a new GOST project for underground electric locomotives and mine cars.

ASSOCIATION: Moskovskiy Gornyy Institut (The Moscow Mining Institute)

1. Mining industry--Equipment
2. Ores--Transportation
3. Locomotives--Design

Card 2/2

SHORIN, V.G., kand. tekhn. nauk

Using diesel locomotives in the mining industry. Mekh. trud. rab.
12 no. 6:30-31 Je '58. (MIRA 11:7)

(Diesel locomotives)
(Mine railroads)

SHORIN, V.G., SOLOD, G.I.

Selecting basic parameters for trains in coal mines. Nauch. trudy
MGI no. 20:216-230 '58. (MIKA 1958)
(Mine railroads--Cars)

GORBACHEV, B.G., BANK, A.S., SOLOD, G.I., SHORIN, V.G.

Inertia brakes for mine cars. Nauch. trudy MGI no. 20:248-258 '58.
(MIRA 11:8)

(Mine railroads--Cars)
(Railroads--Brakes)

KOLOMIYTSSEV, Aleksandr Dmitriyevich; SHORIN, Vitaliy Georgiyevich;
KAUFMAN, A.M., red.izd-va; IL'INSKAYA, G.M., tekhn.red.

[Underground haulage in coal mines] Podzemnyi transport na
ugol'nykh shakhtakh. Moskva, Gos.nauchno-tekhn.izd-vo lit-ry
po gornomu delu, 1959. 139 p. (MIRA 13:2)
(Mine haulage)

POLYAKOV, Nikolay Sergeyevich, prof.; SHTOKMAN, Il'ya Grigor'yevich, prof.; KOMAROVA, Yevgeniya Kuz'minichna, dotsent; SPIVAKOVSKIY, A.O., prof., retsenzent; ANDREYEV, A.V., dotsent, retsenzent; VASIL'YEV, N.V., dotsent, retsenzent; YEVNEVICH, A.V., dotsent, retsenzent; LOPATIN, S.I., dotsent, retsenzent; SOLOD, G.I., dotsent, retsenzent; SHAKHMEYSTER, L.G., dotsent, retsenzent; SHORIN, V.G., dotsent, retsenzent; SAMOYLYUK, N.D., inzh., retsenzent; KOLOMIYTSYEV, A.D., otv.red.; SHKLYAR, S.Ya., tekhn.red.; KONDRAT'YEVA, M.A., tekhn.red.

[Problems and exercises on mine haulage] Sbornik zadach i uprazhnenii po rudnichnomu transportu. Izd.2., dop. i perer. Moskva, Ugletekhizdat, 1959. 256 p. (MIRA 13:4)

1. Chlen-korrespondent AN ŪSSR (for Polyakov). 2. Chlen-korrespondent AN SSSR (for Spivakovskiy). 3. Kafedra rudnichnogo transporta Moskovskogo gornogo instituta (for Spivakovskiy, Andreyev, Vasil'yev, Yevnevich; Lopatin, Solod, Shakhmeyster, Shorin).
(Mine haulage)

SHORIN, V. G.

ALEKSANDROV, B.F., inzh.; BALKOV, V.M., inzh.; BARANOVSKIY, F.I., inzh.;
 BOGUTSKIY, N.V., inzh.; BUN'KO, V.A., kand.tekhn.nauk, dotsent;
 VAVILOV, V.V., inzh.; VOLOTKOVSKIY, S.A., prof., doktor tekhn.nauk;
 GRIGOR'YEV, L.Ya., inzh.; GRIDIN, A.D., inzh.; ZARMAN, L.N., inzh.;
 KOVALEV, P.F., kand.tekhn.nauk; KUZNETSOV, B.A., kand.tekhn.nauk,
 dotsent; KUSNITSYN, G.I., inzh.; LATYSHEV, A.F., inzh.; LEYBOV,
 R.M., doktor tekhn.nauk, prof.; LEYTES, Z.M., inzh.; LISITSYN, A.A.,
 inzh.; LOKHANIN, K.A., inzh.; LYUBIMOV, B.N., inzh.; MASHKEVICH,
 K.S., inzh.; MALKHAS'YAN, R.V.; MILOSERDIN, M.M., inzh.; MITNIK,
 V.B., kand.tekhn.nauk; MIKHEYEV, Yu.A., inzh.; PARAMONOV, V.I.,
 inzh.; ROMANOVSKIY, Yu.G., inzh.; RUBINOVICH, Ye.Ye., inzh.;
 SAMOYLYUK, N.D., kand.tekhn.nauk; SMEKHOV, V.K., inzh.; SMOLDY-
 REV, A.Ye., kand.tekhn.nauk; SNAGIN, V.T., inzh.; SNAGOVSKIY,
 Ye.S., kand.tekhn.nauk; FEYGIN, L.M., inzh.; FRENKEL', B.B., inzh.;
 FURMAN, A.A., inzh.; KHORIN, V.N., dotsent, kand.tekhn.nauk; CHET-
 VEROV, B.M., inzh.; CHUGUNIKHIN, S.I., inzh.; SHEIKOVNIKOV, V.N.,
 inzh.; SHIRYAYEV, B.M., inzh.; SHISHKIN, N.F., kand.tekhn.nauk;
 SHPIL'BERG, I.L., inzh.; SHORIN, V.G., dotsent, kand.tekhn.nauk;
 SHTOKMAN, I.G., doktor tekhn.nauk; SHURIS, N.A., inzh.; TERPIGOREV,
 A.M., glavnyy red.; TOPCHIYEV, A.V., otv.red.toma; LIVSHITS, I.I.,
 zamestitel' otv.red.; ABRAMOV, V.I., red.; LADYGIN, A.M., red.;
 MOROZOV, R.N., red.; OZERNOY, M.I., red.; SPIVAKOVSKIY, A.O.,
 red.; FAYBISOVICH, I.L., red.; ARKHANGEL'SKIY, A.S., inzh., red.;

(Continued on next card)

ALEKSANDROV, B.F.---(continued) Card 2.

BELYAYEV, V.S., inzh., red.; BUKHANOVA, L.I., inzh., red.; VLASOV, V.M., inzh., red.; GLADILIN, L.V., prof., doktor tekhn.nauk, red.; GREBTSOV, N.V., inzh., red.; GRECHISHKIN, F.G., inzh., red.; GONCHAREVICH, I.F., kand.tekhn.nauk, red.; GUDALOV, V.P., kand.tekhn.nauk, red.; IGNATOV, N.N., inzh., red.; LOMAKIN, S.M., dotsent, kand.tekhn.nauk, red.; MARTYNOV, M.V., dotsent, kand.tekhn.nauk, red.; POVOLOTSKIY, I.A., inzh., red.; SVETLICHNYY, P.I., inzh., red.; SALTSEVICH, L.A., kand.tekhn.nauk, red.; SPERANTOV, A.V., kand.tekhn.nauk, red.; SHETLAR, G.A., inzh., red.; ABARBARCHUK, F.I., red.izd-va; PROZOROVSKAYA, V.L., tekhn.red.; KONDRAT'YEVA, M.A., tekhn.red.

[Mining; an encyclopedic handbook] Gornoe delo; entsiklopedicheskii spravochnik. Glav.red.A.M.Terpigorev. Chleny glav.redaktsii A.I. Baranov i dr. Moskva, Gos.nauchno-tekhn.izd-vo lit-ry po gornomu delu. Vol.7. [Mining machinery] Gornye mashiny. Redkol.toma A.V.Topchiev i dr. 1959. 638 p. (Mining machinery) (MIRA 13:1)

SHORIN, V.G., kand.tekhn.nauk

Relation between the unburdening of the axles and the use of
the adhesion weight of mine electric locomotives. Vop. rud.
transp. no.3:315-319 1959. (MIRA 14:4)

1. Moskovskiy gornyy institut.
(Mine railroads)
(Locomotives)

FILATENKOV, I.P., student V kursa; SHORIN, V.G., dotsent, kand. tekhn. nauk

Determination and design of the basic parameters of a pneumatic locomotive. Nauch. rab. stud. GNSO MGI no.7:141-150 1959.
(MIRA 14:5)

(Locomotives) (Air engines)

KUZNETSOV, K.K.; MITEYKO, A.I.; SHORIN, V.G.; MARIANI, E.B.; SEREZHNIKOV, O.S.

Selecting basic parameters for planning coal mines, by the operations research method. Ugol' 39 no.10:35-43 O '64.

(MIRA 17:12)

BURCHAKOV, A.S., doktor tekhn. nauk; VOZDE'LYEV, E.M., kand. tekhn. nauk;
SHORIN, V.G., doktor tekhn. nauk; AVINOV, I.A., aspirant

Using the PERT system for planning the expansion of mining
operations in a mine. Ugol' 40 no. 4/1984, pp. 1-5.

(MIRA 1984)

1. Moskovskiy institut radioelektroniki i upravlyeniya elektromekhanikoi.

STREL'NIKOV, Leonid Pavlovich; SHORIN, Vitaliy Georgiyevich

[Automation of mine haulage] Avtomatizatsiia rudnich-
nogo transporta. Moskva, Nedra, 1965. 434 p.
(MIRA 18:12)

BURCHAKOV, A.S., prof.; VOROB'YEV, B.M., dotsent; SHORIN, V.G., prof.; AVDULOV,
P.V., gornyy inzh.

Structure of the system of operational control in coal mines. Ugol'
40 no.9:46-49 S '65. (MIRA 18:10)

BURCHAKOV, A.S., prof.; VOROB'YEV, B.M., dotsent; AVDULOV, P.V.,
aspirant; SHORIN, V.G., prof.; LIKHTERMAN, S.S.; BUSAROV, Yu.F.

Experimental application of network planning in operating
mines. Ugol' 40 no.11:44-47 '65. (MIRA 18:11)

1. Moskovskiy institut radioelektroniki i gornoy elektromekhaniki
(for Burchakov, Vorob'yev, Avdulov, Shorin). 2. Glavnyy inzh.
shakhty No.1 "Bibikovskaya" (for Likhterman). 3. Pomoshchnik
glavnogo inzhenera shakhty No.1 "Bibikovskaya" (for Busarov).

SHORIN, V.I.

The OV-200 warp-knitting machine. Biul. tekhn.-ekon. inform. no.3:
54-55 '58. (MERA 11:6)

(Knitting Machines)

POTEMKIN, Dmitriy Mikhaylovich; SHORIN, V.I., inzh., retsenzent;
GABCVA, D.M., red.; TRISHINA, L.A., tekhn. red.

[Development and improvement of warp-knitting machines]
Razvitie i usovershenstvovanie osnovovyazal'nykh mashin.
Moskva, Rostekhizdat, 1963. 98 p. (MIRA 16:6)
(Knitting machines)

SHORIN, V.M.

Problems of hospital management and construction. Gor.khoz.
Mosk. 28 no.7:27-30 J1 '54. (MLRA 7:7)

1. Zamestitel' glavnogo vracha bol'nitsy im. Botkina.
(Moscow--Hospitals) (Hospitals--Moscow)

SHORIN, V.P.

Determining the mean square value of load graphs of electric networks. Nauch.dokl.vys.shkoly; energ. no.2:49-54 '59.
(MIRA 13:1)

1. Leningradskiy institut inzhenerov vodnogo transporta.
(Electric networks)

SHORIN, V.P., inzh.

Method of determining the rated capacity of gantry cranes. Rech.
transp. 18 no.11:12-15 N '59. (MIRA 13:4)
(Cranes, derricks, etc.)

SHORIN, V. P. , Cand of Sciences --- (diss) "Theoretical and
Experimental Determination of the Electrical Calculated Power of
Harbor Cranes,"
Ministry of the Fishing Fleet RSES. Leningrad Institute of Water
Transport.) (IL, 6-60, 123)

SHORIN, V.F., inzh.

Some problems in determining rated loads of electric systems.
Trudy LILVI no. 26:244-248 '59. (MIRA 14:9)
(Electric networks)

ACC NR: AP6036852

SOURCE CODE: UR/0147/66/000/004/0029/0035

AUTHOR: Shorin, V. P.

ORG: none

TITLE: Use of flow diagrams for calculating forced pressure oscillations in hydraulic systems of aircraft and engines

SOURCE: IVUZ. Aviatsionnaya tekhnika, no.4,1966,29-35

TOPIC TAGS: aircraft hydraulic system, aircraft engine control, pressure oscillation, *FLOW ANALYSIS, PRESSURE MEASUREMENT*

ABSTRACT: Forced pressure oscillations in hydraulic systems of aircraft and engines are caused by periodic feeding of the working fluid by a pump, pulsed processes in combustion chambers, oscillation of control elements, etc. Using previously obtained results, a description is presented of the use of flow diagrams for calculating forced oscillations in complex hydraulic systems of aircraft and engines. The described method can be used to calculate pressures and velocities at any given cross section in the hydraulic system. Orig. art. has: 5 figures and 6 formulas. [WA-76]

SUB CODE: 21/ SUBM DATE: 21Jan66/ ORIG REF: 003

Card 1/1

UDC: 532.542

REYNGOL'DT, Yuriy Anatol'yevich; ALEKSEYEV, A.Ye., retsenzent;
LAPIN, A.V., kand. tekhn. nauk, dots., retsenzent;
KUZ'MENKOV, O.P., inzh., retsenzent; SHORIN, V.P., red.;
VOLCHOK, K.M., tekhn. red.

[Electrical equipment of industrial enterprises for inland-water transportation] Elektricheskoe oborudovanie promyshlennykh predpriyatii rechnogo transporta. Leningrad, Izd-vo "Rechnoi transport," 1961. 356 p. (MIRA 15:3)

1. Chlen-korrespondent Akademii nauk SSSR (for Alekseyev).
(Hydraulic structures--Electric equipment)
(Harbors--Electric equipment)
(Docks--Electric equipment)

SHURIN, V.P., inzh.

Determining the electric loading of harbor systems. Trudy
LIVT no.9:29-35 '60. (MIRA 15:3)
(Harbors—Electric equipment)

L 1394-66

ACCESSION NR: AT5022125

UR/3158/65/000/002/0001/0006

AUTHORS: Kononov, V. N.; Shorin, V. S.

TITLE: Selection of spectrometric conditions for the photomultiplier FEU-49

SOURCE: Obninsk. Fiziko-energeticheskiy institut. Doklady, no. 2, 1965. Vybór spektrometricheskogo rezhima FEU-49, 1-6

TOPIC TAGS: photo tube, photomultiplier, photoelectric current, photoelectric emission/ FEU 49 photomultiplier

ABSTRACT: Optimum working conditions for the photomultiplier FEU-49 were determined which increase the self-resolution of the tube by 20% over that specified by the manufacturer. The best conditions were determined by regulating the distribution of potentials at the entrance port of the tube. The experimental method used was that of V. V. Matveyev and A. D. Sokolov (Fotoumnozhiteli v stsintillyatsionnykh schetchikakh. Atomizdat, 1962 g). The experimental results are shown graphically in Figures 1 and 2 on the Enclosures. It is concluded that the best resolution is obtained when the potential difference between the photocathode and modulator is 10 v. Orig. art. has: 3 graphs.

Card 1/6

L 1394-66

ACCESSION NR: AT5022125

ASSOCIATION: Gosudarstvennyy komitet po ispol'zovaniyu atomnoy energii, SSSR
(State Committee for the Use of Atomic Energy, SSSR); Fiziko-energeticheskiy
institut, Obninsk (Physics and Power Institute)

SUBMITTED: 00

ENCL: 04

SUB CODE: EC,OP

NO REF SOV: 003

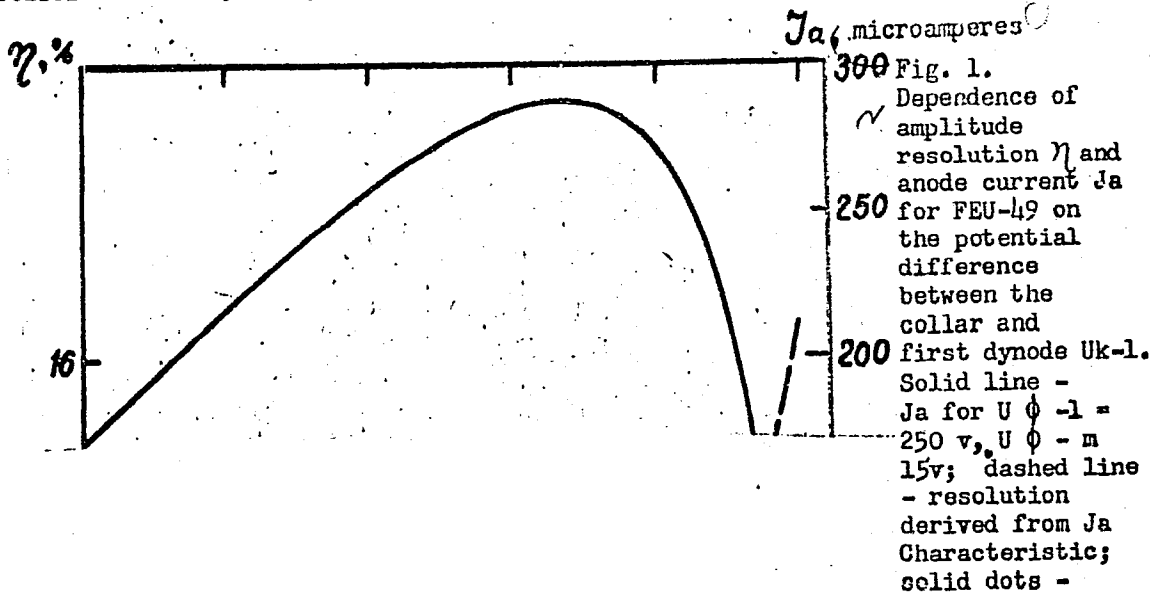
OTHER: 000

Card 2/6

L 1394-66

ACCESSION NR: AT5022125

ENCLOSURE: 01



Card 3/6

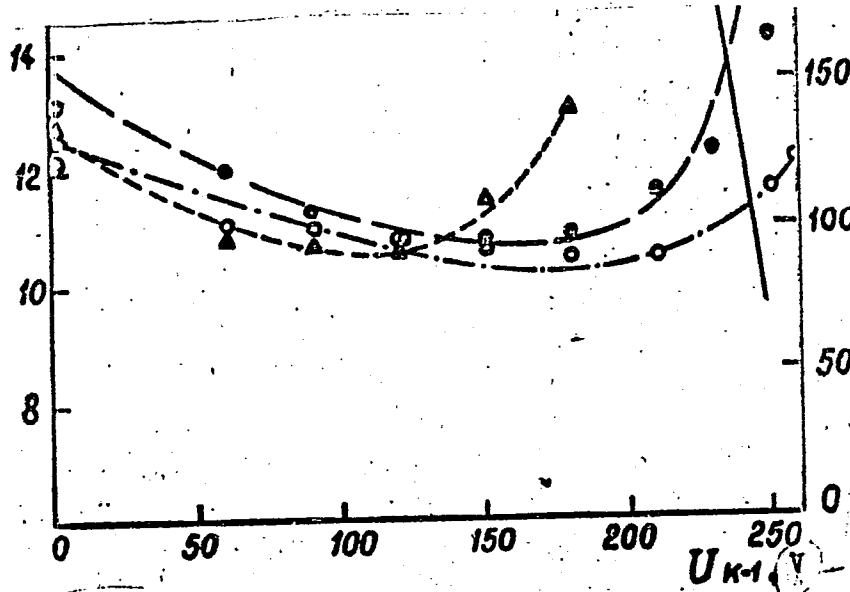
To 4/6

L 1394-66

ACCESSION NR: AT5022125

To 3/6

ENCLOSURE: 02



experimentally
determined
resolution;
triangles - $U\phi$ -
l = 200 v, $U\phi$
-m = 10 v; open
circles - $U\phi$
-l = 300 v,
 $U\phi$ - m = 8v.

Card 4/6

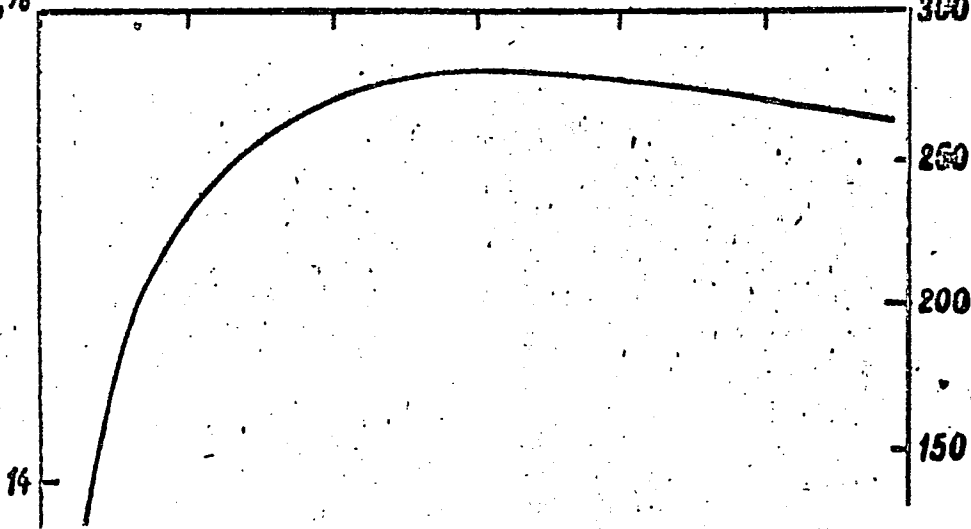
L 1394-66

ACCESSION NR: AT5022125

ENCLOSURE: 03

J_a, microamperes

η, %



Card 5/6

To 6/6

L 1394-66

ACCESSION NR: AT5022125

To 5/6

ENCLOSURE: 04

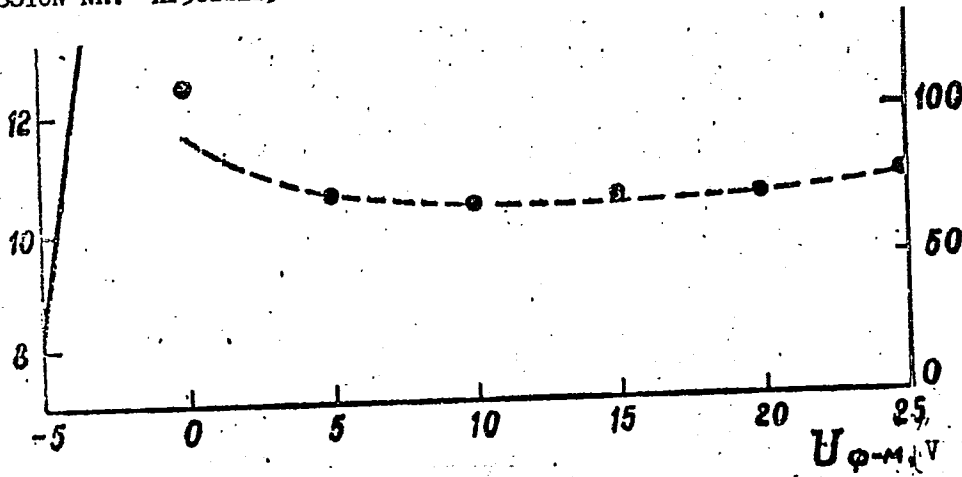


Fig. 2. Dependence of amplitude resolution η and anode current J_a on potential difference between photocathode and modulator. $U_{\phi} - m$. Solid line - J_a for $U_{\phi} - m = 250$ v, $U_k - l = 180$ v; dashed line --- resolution derived from the characteristic of J_a , solid dots - resolution determined experimentally for $U_{\phi} - l = 250$ v; $U_k - l = 180$ v.
Card 6/6

L 05824-67 FWT(m)
ACC NR: AT6031464

SOURCE CODE: UR/3158/66/000/037/0002/0012

AUTHOR: Kononov, V. N. ; Metlev, A. A. ; Shorin, V. S.

30
29
1. 1. 1

ORG: none

TITLE: Method to stabilize a scintillation spectrometer 19

SOURCE: Obninsk, Fiziko-energeticheskiy institut, Doklady, FEI-37, 1966. Metod stabilizatsii stintillyatsionnogo spektrometra, 2-12

TOPIC TAGS: scintillation spectrometer, gamma quantum, thyatron, multichannel analyzer/TX-3B thyatron, Al-100-multichannel analyzer

ABSTRACT: The authors describe a numerical method for stabilizing a scintillation spectrometer according to a differential rate of calculation. The method involves the use of an Al-100-1 multi-channel analyzer. Scintillation was measured with a TX-3B thyatron at an amplitude approaching 30 Mev on a theoretical scale of gamma quantum. The noise level of the preparatory discharge of light resources did not exceed the noise of the photomultiplier for such a thyatron wiring diagram. The amplitude of the stabilized light pulse depends on that of the unstabilized light

Card 1/2

4439

S/120/62/000/005/020/036
E192/E382

10000

AUTHORS: Katsnel'son, L.B., Kogan, F.I. and Shorin, Ye.L.

TITLE: An instrument for measuring the voltage at a given point of a periodic waveform

PERIODICAL: Pribory i tekhnika eksperimenta, no. 5, 1962, 125 - 128

TEXT: The instantaneous values of the waveform can be measured by means of the instrument without introducing any distortion in the measurement circuit. The waveform can be plotted point by point by changing the instant of measurement. The measurement is based on a probe pulse which is added to the measured voltage u_c at a given point (see Fig. 1). The probe pulse is rectangular and has a constant amplitude U_K . Its duration is very short in comparison with the period of the measured signal. The pulse-plus-signal is limited at a fixed level U_{lim} which is higher than the maximum amplitude of the measured waveform. The amplitude of a probe pulse is chosen

4

Card 1/3

An instrument for measuring S/120/62/000/005/020/036
E192/E382

in such a way that its top exceeds U_{lim} by an amount ΔU .
The limited pulse-plus-signal is equal to $u_c + \Delta U$ and this
is measured by a pulse voltmeter. The voltage ΔU is balanced
at the output of the circuit by a DC voltage U_0 so that the
indicating device at the output reads a true value u_c at a
given point. The instrument consists of two basic units: the
measurement system and the control system. The measurement
system contains an input circuit, a mixer, a limiter and a
pulse voltmeter. The measured waveform is applied to the input
circuit which determines the operating conditions of the system
depending on the amplitude and the polarity of the signal. The
control system of the instrument is triggered directly by the
measured signal. This is done by converting the waveform into
a positive rectangular pulse by means of a high-gain amplifier.
The instrument can measure voltages not exceeding 100 V and not
lower than 100 mV. The frequency bandwidth of the system is
0 to 10^6 c.p.s., the maximum repetition frequency for the
Card 2/3

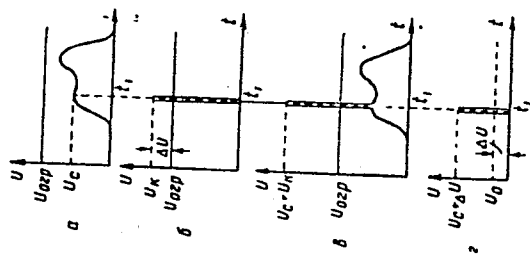
An instrument for measuring

S/120/62/000/005/020/036
E192/E382

measured signal being 60 kc/s. The accuracy of measurement at steep slopes of the measured signal is primarily dependent on the duration of the probe pulse; this can be varied from 0.2 - 10 μ s. the instrument is linear and stable in operation and measurements are reproducible to within 0.5%. There are 3 figures.

ASSOCIATION: Gosudarstvennyy optiko-mekhanicheskiy zavod
(State Optico-mechanical Works)
SUBMITTED: December 8, 1961

Fig. 1:



Card 3/3

VOLKOVA, I.B.; NALIVKIN, D.V.; SLATVINSKAYA, Ye.A.; BOGOMAZOV, V.M.;
GAVRILOVA, O.I.; GUREVICH, A.B.; MUDROV, A.M.; NIKOL'SKIY, V.M.;
OSHURKOVA, M.V.; PETRENKO, A.A.; POGREBITSKIY, Ye.O.; RITENBERG,
M.I.; BOCHKOVSKIY, F.A.; KIM, N.G.; LUSHCHIKHIN, G.M.; LYUBER,
A.A.; MAKEDONTSOV, A.V.; SENDERZON, E.M.; SINITSYN, V.M.; SHORIN,
V.P.; BELYANKIN, L.F.; VAL'TS, I.E.; VLASOV, V.M.; ISHINA, T.A.;
KONIVETS, V.I.; MARKOVICH, Ye.M.; MOKRINSKIY, V.V.; PROSVIRYAKOVA,
Z.P.; RADCHENKO, O.A.; SEMERIKOV, A.A.; FADDEYEVA, Z.I.; BUTOVA,
Ye.P.; VERBITSKAYA, Z.I.; DZENS-LITOVSKAYA, O.A.; DUBAR', G.P.;
IVANOV, N.V.; KARPOV, N.F.; KOLESNIKOV, Ch.M.; NEFED'YEV, L.P.;
POPOV, G.G.; SHTEMPEL', B.M.; KIRYUKOV, V.V.; LAVROV, V.V.;
SAL'NIKOV, B.A.; MONAKHOVA, L.P.[deceased]; MURATOV, M.V.;
GORSKIY, I.I., glav. red.; GUSEV, A.I., red.; MOLCHANOV, I.I.,
red.; TYZHNOV, A.V., red.; SHABAROV, N.V., red.; YAVORSKIY, V.I.,
red.; REYKHERT, L.A., red.izd-va; ZAMARAYEVA, R.A., tekhn. red

[Atlas of maps of coal deposits of the U.S.S.R.] Atlas kart ugle-
nakopleniia na territorii SSSR. Glav. red. I.I.Gorski. Zam.
glav. red. V.V.Mokrinski. Chleny red. kollegii: F.A.Bochkovski
i dr. Moskva, Izd-vo Akad. nauk SSSR, 1962. 17 p.

(MIRA 16:3)

1. Akademiya nauk SSSR. Laboratoriya geologii uglia. 2. Chlen-
korrespondent Akademii nauk SSSR (for Muratov).

(Coal geology--Maps)

BIRYUKOV, N.O.; ZHURKINA, E.G.; KRUG, Ye.K.; KULEMIN, V.I.;
PCHELINTSEVA, M.D.; KHRAMOY, A.V.; ~~SHORTINA, A.A.~~
SEMENOVA, A.A., red.izd-va; SHEVCHENKO, G.N., tekhn.red.

[Russian-English-German-French dictionary of terms on
automatic control] Russko-anglo-nemetsko-frantsuzskii slovar'
terminov po avtomaticheskomu upravleniu. Pod red. A.V.
Khramogo. Moskva, Izd-vo AN SSSR, 1963. 229 p.

(MIRA 16:9)

1. Akademiya nauk SSSR. Institut avtomatiki i telemekhaniki.
(Automatic control--Dictionaries)
(Russian language--Dictionaries--Polyglot)

KISHLEV, A. A., MOSEVICH, V. A., POPOV, A. V., REZNICHENKO, S. I. AND SMIRNOVA, E. G.

"Hydrogen Absorption and Changes in the Mechanical Properties of Zirconium and its Binary Alloys when Corroded in Water and Steam at High Temperatures and Pressures."

report presented at the Intl. Conference on the Corrosion of Reactor Materials (ICRAM) Salzburg, Austria, 4-9 June 1962.

SHORINA, F. K.

VIZEN, Ye.M.; FILIPPOVICH, A.N.; SHORINA, F.K.

Acute seasonal serous meningitis. Nevropat.pskhiat., Moskva 19 no.2:
29-33 Mr-Apr '50. (CLML 19:3)

1. Izhevsk.

SHORINA, I.S. (Alma-Ata)

University for clothing industry specialists. Shvein. prom.
no.4:10-11 JL-Ag '62. (MIRA 16:6)

(Clothing industry)
(Vocational education)

CA 5-ORINA, M-D

7

Determination of 1,4-diphenylenediamine by diazotization. M. D. Shorina. *Zavodskaya Lab.* 13, 1180-1 (1947); *Chem. Zvest. (Russian Zone Ed.)* 1948, 1, 495.— The action of NaNO_2 on 1,4-phenylenediamine (I) diazotizes only one NH_2 group; an azide is probably formed. Under certain conditions this reaction proceeds quantitatively. An aq. soln. of the sample (4 g. I) is acidified with 5 cc. concd. HCl and dil'd. to 500 cc. Then 50 cc. of this soln. is treated with 5 cc. concd. HCl and 25 cc. concd. HOAc , cooled to 5° , and titrated with 0.1 N NaNO_2 . When the color of starch-iodide paper persists for 5 min., the reaction is considered complete. M. G. M.

SHORINA, N.I.

Types of meadow saffron (*Colchicum speciosum* Stev.) in western
Caucasus. *Biul.glav.bot.gada* no.43:71-78 '61. (MIRA 15:2)

1. Glavnyy botanicheskiy sad AN SSSR.
(Caucasus--Meadow saffron)

SHORINA, N.I.

Life cycle of the meadow saffron *Colchicum speciosum* Stev. in the subalpine meadows of western Transcaucasia. Nauch. dokl. vys. shkoly; biol. nauki no.1:113-119 '64. (MIRA 17:4)

1. Rekomendovana kafedroy botaniki Moskovskogo gosudarstvennogo pedagogicheskogo instituta im. V.I.Lenina.

SHOFINA, N.I.

Characteristics of the natural growths of *Colchicum speciosum*
Steven in western Transcaucasia and the possibilities of
their exploitation. Rast. res. 1 no.4:551-560 '65
(MIRA 19:1)

1. Moskovskiy Gosudarstvennyy pedagogicheskiy institut imeni
V.I. Lenina, Moskva. Submitted March 23, 1965.

L 18298-65 EWT(m)/EPF(c)/EWP(v)/EPR/EWP(j)/T/EWP(t)/EWP(u) Pc-1/Pr-1/Ps-1
AFTC(p)/BSD/ASD(m)-3 RM/WW/JD

ACCESSION NR: AP4049058

S/0193/64/000/011/0010/0013

AUTHORS: Al'shits, I. Ya. (Candidate of technical sciences); Zel'tser, Yu. G.;
Polyakova, K. K.; Makushenko, B. I.; Shorina, P. D.

TITLE: Metalloplastic construction material

SOURCE: Byulleten' tekhniko-ekonomicheskoy informatsii, no. 11, 1964, 10-13

TOPIC TAGS: metalloplastic, plastic coating, metal coating, metal surfacing

ABSTRACT: The plasti ^A-coating process for sheet steel developed by the
VNII metmask for the factory "Zaporozhstal" is described. The process has been
tried on the experimental installation at VNII with a significant reduction of
time required for drying and curing of the glue (to 2-4 seconds from the origi-
nally planned 30 seconds). The roll of sheet steel (500-1000 mm wide, up to
1600 mm O.D., 0.4-1.0 mm thick) is placed on the entrance drum. The sheet is
welded to the preceding strip, passed through a take-up pit, and degreased elec-
trolytically in salt solutions at high temperatures. The sheet then undergoes
anode etching in a solution of sulfuric acid, is passivated, washed with brushes,
and air dried. Next, glue is applied on one or both sides, dried at 90-110C,
and activated at 110-120C. The strip is cooled, then enters the plasticizing

Card 1/2

L 18298-65

ACCESSION NR: AP4049058

machine which applies a 0.3-mm thick layer of polyvinylchloride¹⁵ on one or both sides (embossed if desired). The strip is then cooled and trimmed, and passes through another take-up pit before rewinding. Although normal strip speeds are 5-50 m/min, speeds of 60 m/min have been achieved. Orig. art. has: 2 figures.

ASSOCIATION: none

SUBMITTED: 00

ENCL: 00

SUB CODE: MT, MM, GM

NO REF SOV: 000

OTHER: 000

Card 2/2

LEYBUSH, A.G., kand.khim.nauk; SHORINA, Ye.D.; Prinimali uchastiye:
GORBAN', S.M.; II'ina, R.A.

Conversion of methane at elevated pressure. Khim. prom.
no. 6:469-476 S '60. (MIRA 13:11)
(Methane)

S/064/62/000/003/002/007
B110/B101AUTHORS: Leybush, A. G., Shorina, Ye. D.

TITLE: Study of the initial stage of methane conversion at increased pressure

PERIODICAL: Khimicheskaya promyshlennost', no. 3, 1962, 7 - 13

TEXT: Rate, direction, and temperature of the beginning of the reaction between methane and oxygen ($\text{CH}_4:\text{H}_2\text{O}:\text{O}_2 = 1:1:0.6$), were examined, as well as the dependence of temperature at the beginning of the formation of an active catalyst surface, on pressure, on contact duration and Ni-content at 500 - 700°C and 1 - 20 atm. Natural gas from the Saratov deposit ($\sim 92\% \text{CH}_4$, 3 - 4% $\text{C}_2\text{H}_6 + \text{C}_3\text{H}_8$, remainder N_2) and a catalyst with 0 - 6% Ni on $\alpha\text{-Al}_2\text{O}_3$ were used. An increase in pressure of 1 - 20 atm reduces methane conversion at 527°C from 60 to 38%, at 627°C from 85 to 48%, at 727°C from 98 to 63%. With 1 atm and with 0.05 sec contact the reaction begins at 530°C, with 10 atm at 430 - 450°C, with 20 atm at 390 - 410°C. The increase in the NiO content from 0 to 7.6% reduced the temperature at

Card 1/2