

UNKSOV, V.A.; BOROVNIKOV, P.P.; RUNDKVIST, D.V.; PAVLOVA, I.G.;
ALYAVDIN, V.F.; VOLOSTNYKH, G.T.; ROZINOV, M.I.; SHCHEGLOV, A.D.;
IVANOVA, A.A.; KORMILITSYN, V.S.; SHCHEGLOV, A.D.; ARTEMOV, V.R.;
RYTSK, Yu.Ye.; GINZBURG, A.I.; DORTMAN, N.B.; TOPORETS, S.A.;
TRUNINA, V.Ya.; YAKOVLEV, I.K.; BOGDANOVA, L.A.; SARBEYEVA, L.M.

Problems of the geology and characteristics of the distribution
of mineral deposits. [Trudy] VSEGEI 92:53-89 '63. (MIRA 17:4)

SHCHEGLOV, A.D.

Some characteristics of the formation of hydrothermal
deposits. Zap. Vses. min. ob-va 92 no.5:513-524 '63.
(MIRA 17:1)

1. Vsesoyuznyy nauchno-issledovatel'skiy geologicheskii
institut (VSEGEI), Leningrad.

SHCHEGLOV, A.D.

Some features of hydrothermal mineralization processes in Transbaikalia.
Dokl. AN SSSR 150 no.2:378-380 My '63. (MIRA 16:5)

1. Vsesoyuznyy nauchno-issledovatel'skiy geologicheskii institut.
Predstavleno akademikom V.I.Smirnovym.
(Transbaikalia--Ore deposits)

SHCHEGLOV, A.D.; BEUS, A.A.; BORODIN, L.S.; ITSIKSON, G.V.; PAVLOVSKIY,
A.B.; RUNDKVIST, D.V.; SILORENKO, Z.V.; TVALCHRELIDZE, G.A.

Conference on the problems of postmagmatic ore formation.
Sov. geol. 7 no.3:144-153 Mr '64. (MIRA 17:10)

TUGANOVA, Ye.V.; SHCHEGLOV, A.D.

First scientific session on "Orogenetic ore formations of Siberia
and the Far East." Sov. geol. 7 no.9:143-146 S '62.
(MIRA 17.10)

DR. WENLOV, A.D.

Biogenetic deposits of active ... VSEGEI
103:11-23 '64 (MIRA 17:8)

SHATALOV, Ye.T., otv. red.; BOBROV, V.A., red.; KOILEVA, V.N.,
red.; TVALCHHELIDZE, G.A., red.; SHEGLOV, A.D., red.

[Problems of metallogeny] Voprosy metallogenii. Moskva,
Nedra, 1965. 257 p. (Mezhdunarodnyi geologicheskii
kongress. Doklady sovetskikh geologov. Problema 16)
(MIRA 18:5)

1. Natsional'nyy komitet geologov Sovetskogo Soyuza.

SHCHEGLOV, A.F., assistant

Determining coefficients of differential equations for rotary magnetic amplifiers with a lateral field. Izv.vys.ucheb.zav.; mashinopr. no.3:152-160 '60. (MIRA 14:3)

1. Moskovskoye vyssheye tekhnicheskoye uchilishche imeni Baumana.
(Magnetic amplifiers)

SUL'KIN, A.G., inzhener; SHCHEGLOV, A.G.

Gamma-ray metal-flaw detectors. Vest.mash.35 no.8:61-63 Ag'55.
(MLRA 8:10)

(Gamma rays--Industrial applications)

112-2-3304

Translation from: Referativnyy Zhurnal, Elektrotehnika, 1957, Nr 2, p. 114 (USSR)

AUTHOR: Sul'kin, A. G., Shcheglov, A. G.

TITLE: A Device for Vacuum Filling of Unit Transformers (Proposed by Yu. N. Malinovkin) (Prisposobleniye dlya zalivki blok-transformatorov pod vakuumom) (Predlozheniye Yu. N. Malinovkina)

PERIODICAL: Sb. rats. predlozheniy. M-vo elektrotekh. prom-sti SSSR, 1955, Nr 55, pp. 18-19

ABSTRACT: A device is briefly described for increasing the efficiency of vacuum filling of several unit transformers with oil in the production of X-ray apparatus at the "Mosrentgen" plant. The most important part of the device is a valve which is automatically closed by a special float when the oil in each transformer attains the required level.
L.M.Sh.

Card 1/1

Draft, 10/21/63

Having used the information in the above content in the
manufacture of the above, the above, the above, AN
Draft, 10/21/63 (MORA 1786)

BABIN, P.N.; SHCHEGLOV, A.G.

Chemical, mineralogical, and technological characteristics of
rocks of the "Ebetinskii" talc deposit. Trudy Inst. met. i
obog. AN Kazakh. SSR 6:160-170 '63. (MIRA 16:10)

SHUGOL', M.B.; KUNAYEV, V.G.; DUNETS, A.M.; BABIN, P.N.; SHCHEGLOV, A.G.

Service of open-hearth furnace checkerwork. Ogneupory 29 no.7:313-
317 '64. (MIRA 18:1)

1. Kazakhskiy metallurgicheskiy zavod (for Shugol', Kunayev,
Dunets). 2. Institut metallurgii i obogashcheniya AN KazSSR
(for Babin, Shcheglov).

SHCHEGLOV, A.M., otv. red.; KOKORIN, Yu.I., red.; SHEFER, G.I.,
tekhn. red.

[Operation of long-distance cable and radio relay lines]
Tekhnicheskaja ekspluatatsiia kabel'nykh i radioreleinykh
magistralей; sbornik statei. Moskva, Sviaz'izdat, 1963.
87 p. (MIRA 17:3)

SHCHEGLOV, A.M., aspirant.

~~Water metabolism~~ in chick embryos. Sbor. trudi. Khar'.vet.inst.
20:48-55 '49. (MLRA 9:11)
(Embryology--Birds) (Water in the body) (Poultry)

SHCHEGLOV, A.M., kandidat nauk.

Detecting causes for the mortality of chick embryos by pathomorphological analysis of incubation "waste" (chicks which failed to hatch). Sbor.trud.Khar'.vet.inst, 21:66-78 '52. (MLRA 9:12)
(Embryology--Birds) (Incubation)

SHCHEGLOV, A.M., assistant.

Dissection of chicks which failed to hatch in order to detect the causes of disorders in their embryonic development. Sbor. trud. Khar'. vet. inst. 22:132-136 '54. (MLRA 9:12)

1. Kafedra gistologii i embriologii Khar'kovskogo veterinarnogo instituta.
(Embryology--Birds)

SHCHEGLOV, A. M. (Assistant Professor), KRASN.KOV, (Candidate of Veterinary Sciences),
TOLSTOVA-PARTYSKAYA, N. G, (Professor).

"Pathological Anatomy and Several Questions on the Pathogenesis of Atrophic Rhinitis in Swine."

Veterinariya, Vol. 38, No. 1, p. 30, 1961.

TOLSTOVA-PARIYSKAYA, N.G., prof.; SHCHEGLIV, A.M., dotsent; KRASNIKOV, G.A.,
~~kand.~~ veterinar'nykh nauk

Pathological anatomy and some problems in the pathogenesis of infec-
tious atrophic rhinitis in swine. Veterinariia 38 no.1:33-38

Ja '61. (MIRA 15:4)

(Swine--Diseases and pests) (Nose--Diseases)

ALADYSHKIN, A.S.; VASIL'KOVSKIY, N.P.; VIKMAN, M.K.; GINTSINGER, A.B.;
GURARI, F.G.; KARPINSKIY, R.B.; VASIL'NIKOV, B.N.; KRASNOV,
V.I.; KRIVENKO, A.P.; LUCHITSKIY, I.V.; PAN, F.Ya.; PETROV,
P.A.; POSPELOV, G.L.; SENNIKOV, V.M.; CHAIRKIN, V.M.;
SHCHEGLOV, A.P.

In memory of Andrei Aleksandrovich Predtechenskii, 1909-
1964. Geol. i geofiz. no.4:197-199 '65. (MIPA 18:8)

STANLEY, A. S.

"The Great Britain and the Middle East," *Alain. Stan.*, No. 6, 1957. 3pp.

SHCHEGLOV, A. P.

235T47

USSR/Electricity - Distribution Systems Aug 52

"Experience in the Introduction of Semiclosed and Closed Circuits Into City Electric Power Networks,"
A. P. Shcheglov, Engr V. K. Kosarev, Engineers,
Leningrad Cable Network

"Elektrichestvo" No 8, pp 76-80

- Notes the inacceptability of open system for modern city power network. Notes favorable operating experience with a semiclosed network and lists its deficiencies. Reviews results of tests and operation of exptl sections of closed networks. Article is intended to stimulate discussion. Submitted 2 Feb 52.

235T47

SHCHEGLCV, A. P.

The solar eclipse of June 30, 1954. Tashkent, Izv-vo Akad. nauk U.S.S.R.' 1954.
(Mic 55-3589)

Collation of the original, as determined from the film: 30 p.

Microfilm Slavic 387 AC

1. Eclipses, Solar - 1954.

KOSOVSKIY, A.A., inzhener; SHCHEGLOV, A.P., inzhener.

Operation of a 35 kv gas-filled cabls. Elek.sta. 27 no.3:50-52
Mr '56. (MLRA 9:8)

(Electric cables)

SHCHYGLOV, A.P.

On the accuracy of second and third class triangulation finished in
1956. Geod. i kart. no.6:11-15 Je '57. (MLRA 10:8)
(Triangulation)

SECHEGLOV, A.P.

Stratigraphic position of Babak and Sanashtykgol limestones in the
Western Sayan Mountains. Izv.vys.ucheb.zav.; geol. i razv. 1 no.11:
23-29 N '58. (MIRA 12:11)

1. Tomskiy politekhnicheskii institut.
(Sayan Mountains--Geology, Stratigraphic) (Limestones)

GENERAL INFORMATION

"Analysis of the Measuring Accuracy in the Triangulation of 1st and 2nd order in the Years 1950-1957".

report presented at a Conference of the Chief Engineers and Directors of the Technical Control of Aerial Surveying Enterprises, Moscow Central Bureau of Surveying and Cartography, Min. of Interior USSR.
(Geodesiya i kartografiya, 1958, no. 6, 77-78)

Staff of the staff of: GURK

BULANOV, Aleksandr Ivanovich; SHCHEGLOV, A.P., red.; VASIL'YEVA, V.I.,
red.izd-va; ROMANOVA, V.V., tekhn.red.

[Booklet for workers of leveling brigades] Pamiatka rabochego
nivelirnoi brigady. Izd.3. Moskva, Izd-vo geodez.lit-ry, 1960.
37 p. (MIRA 13:11)

(Leveling)

VOLCHKOV, Konstantin Konstantinovich; GRISHKAN, Boris Yakovlevich; ZARKHIN, Mikhail Markovich; HANN, A.K., kand. tekhn. nauk, retsenzent; BARANOV, B.M., inzh., retsenzent; POKLAD, P.G., inzh., retsenzent; SMIRNOV, L.P., inzh., retsenzent; FOMICHEV, G.I., inzh., retsenzent; FRIDKIN, I.A., inzh., retsenzent; SHCHEGLOV, A.P., inzh., red.; ZHITNIKOVA, O.S., tekhn.red.

[Line structures of municipal electric networks] Eksploatatsiia setevykh sooruzhenii gorodskoi elektricheskoi seti. Pod red. A.P. Shcheglova. Moskva, Gos.energ.izd-vo, 1960. 394 p.

(MIRA 13:5)

1. Moskovskaya kabel'naya set' (for Baranov, Poklad, Smirnov, Fomichev, Fridkin).

(Electric power distribution)

SUDAKOV, S.G.; ALEKSANDROV, T.F.; BULANOV, A.I.; DURNEV, A.I.;
YELISEYEV, S.V.; ZAKATOV, P.S.; IZOTOV, A.A.; KARLOV, G.M.;
KUZ'MIN, B.S.; KUKUSHKIN, A.D.; KOLUPAYEV, A.P.; KOZLOVA, Ye.A.;
LARIN, B.A.; LARIN, D.A.; LARIN, B.A.; LITVINOV, B.A.; MAZAYEV,
A.V.; PELLINEN, L.P.; PETROV, A.I.; SOLOV'YEV, A.I.; TOMILIN, A.F.;
URALOV, S.S.; USPENSKIY, M.S.; FOMIN, M.P.; SHISHKIN, V.N.; SHCHEGLOV,
A.P.; SUDAKOV, S.G., otv. red.; KOMARKOVA, L.M., red. izd-va; SUNGUROV,
V.S., tekhn. red.

[Instruction concerning the building-up of a state geodetic network
in the U.S.S.R.] Instruktsiia o postroenii gosudarstvennoi geodezi-
cheskoi seti Soiuza SSR; obiazatel'na dlia vseh vedomstv i uch-
rezhdenii, proizvodiashchikh gosudarstvennye geodezicheskie seti.
Moskva, Izd-vo geodez. lit-ry, 1961. 459 p. (MIRA 15:6)

1. Russia (1923- U.S.S.R.) Glavnoye upravleniye geodezii i karto-
grafii.

(Geodesy)

SHALYT, G.M., kand.tekhn.nauk; SHCHEGLOV, A.P.; SMIRNOV, L.P.; VISNAPU,
R.Ya., inzh.; MANN, AK., kand.tekhn.nauk

Carrying out of preventive maintenance tests in operating electric
cable networks. Elek. sta. 33 no.7:71-81 J1 '62. (MIRA 15:8)

1. Glavnyy inzhener Leningradskoy kabel'noy seti Leningradskogo
upravleniya energokhozyaystvom Glavenergo Ministerstva elektrostantsiy
SSSR (for Shcheglov). 2. Glavnyy inzhener Moskovskoy kabel'noy
seti Moskovskogo rayonnogo upravleniya energeticheskogo khozyaystva
(for Smirnov). 3. Glavnyy inzhener elektroseti UTEP Kalininskogo
soveta narodnogo khozyaystva (for Visnapu). 4. Nauchno-
issledovatel'skiy institut postoyannogo toka (for Mann).
(Electric lines--Testing)

SHCHEGLOV, A.P.

Conditions governing the occurrence of limestones with the
Sanashtykgol fauna of Archaeocyatha in the Cambrian of the
Western Sayans. Trudy SNIGGIMS no.8:27-33 '60. (MIRA 15:9)
(Sayan Mountains--Limestone)
(Sayan Mountains--Archaeocyathidae)

.SHCHEGLOV, A.P.

Cambrian of the northern slope of the Western Sayans. Trudy
SNIGGIMS no.8:34-39 '60. (MIRA 15:9)
(Sayan Mountains--Geology, Stratigraphic)

ANDRFOLETTI, V.K., inzh.; SHCHEGLOV, A.P., inzh.

Construction of transformer substations with block-type reinforced
concrete enclosures. Elek.sta. 34 no.2:43-47 F '63.

(MIRA 16:4)

(Electric substations)

PREDETECHENSKIY, A.A.; SHCHEGLOV, A.F.

Biostratigraphic scheme of Lower Cambrian sediments in the
Altai-Sayan fold area. Trudy SNIIGGIMS no.24:10-22 '62.
(MIRA 16:10)

KOZLOVA, L.Ye.; SHCHEGLOV, A.P.

Possibility of finding oil in Cambrian sediments of the Minusinsk
Troughs. Trudy VNIGRI no.212. Geonim.sbor. no. 11. '63.

(MIRA 16:12)

SHCHEGLOV, A.P.; KOROBEYNIKOV, V.F.; ISAKOV, V.M.

Correlation of Cambrian sediments in the Western Sayan Mountains
and Tuva. Trudy SNIIGGIMS no.29:50-60 '64.

(MIRA 18:3)

SECHUYLOV, A.P.; FREDTECHENSKIY, A.S.; USKOV, A.K.

Unification of the correlation schemes of lower Cambrian sediments
in the Sayan-Altai fold area. Izv. AN SSSR no.29:61-65 '64.
(MIRA 18:3)

SHCHERBACH, I.I., name: YANISH NIKAYA, N.N., inzh.

Use of the transformer insulating oils of municipal electric
power distribution networks. Elek. sta. 35 no.6:73-74 de 1b4.

(CIPA 10:1)

1. Leningradskaya kabel'naya set'.

SHCHETKOV, A. S.

"Distribution and Preservation of Typhoid Bacteriophage in an Animal Organism."
Sub 15 Mar 51, Acad Med Sci USSR.

Dissertations presented for science and engineering degrees in Moscow
during 1951.

SC: Sum. No. 480, 9 May 55.

CHOCHIA, A.P.; SHCHEGLOV, A.S.; PROKHOROV, V.F., red.; KUZ'MIN, I.F.,
tekhn. red.

[English-Russian armored dictionary] Anglo-russkii avtobronetankovyi
slovar'; svyshe 30 000 slov i sochetanii. Moskva, Voen. izd-vo M-va
oborony SSSR, 1961. 783 p. (MIRA 14:10)
(English language—Dictionaries—Russian)
(Tanks (Military science)—Dictionaries)

MUSKAT, Leonid Veniaminovich; SHEGLOV, A.V., nauchn. red.;
STAROSVETOVA, V.G., red.

[Teaching the science of materials for fitters and
sanitary engineers in technical schools] Prepodavanie
materialovedeniia dlia slesarei-santekhnikov v profes-
sional'no-tekhnicheskikh uchilishchakh; metodicheskoe
posobie. Moskva, Proftekhizdat, 1963. 150 p.
(MIRA 17:6)

SHCHEGLOV, A.Yu.

Electrolyte metabolism in circulatory insufficiency during the treatment with novurit, hypothiazide and fonurit. (Preliminary report). Terap.arkh. 34 no.3:35-40 '62. (MIRA 15:3)

1. Iz 1-y kafedry terapii (zav. - chlen-korrespondent AMN SSSR prof. G.N. Udintsev) Gosudarstvennogo ordena Lenina instituta usovershenstvovaniya vrachey imeni S.M. Kirova.

(BLOOD--CIRCULATION, DISORDERS OF)

(ELECTROLYSIS IN MEDICINE)

(DIURETICS AND DIURESIS)

SMETHELEV, B. H.

PHASE I BOOK EXPLOITATION 80W/9013

Academiya nauk SSSR. Institut mashinovedeniya

Izvedeniya v oblasti obrabotki metallov davalniyev (Investigations in the Field of Metal Pressworking) Moscow, Izd-vo AN SSSR, 1960. 66 p. Errata ally inserted. 4,200 copies printed.

Resp. Ed.: A.D. Tomalov; Ed. Of Publishing House: G.Ye. Perisov; Techn. Ed.: S.Y. Golub.

PURPOSE: This collection of articles is intended for engineers, designers, and scientific research workers engaged in the plastic working of metals.

COVERAGE: Articles of the collection deal with the following problems: tensile stresses in metal during forging and cross-rolling; deformation of a membrane in bulging by hydraulic pressure; intensification of plastic deformation in stamping contact area under the stress in helical cross-rolling on a three-roll mill; testing of sheet steel for bimetal tension by the method of bulging a membrane under hydraulic pressure; deformability of sheet steel; determination of the quality of industrial lubricants used in the cold stamping of sheet steel; determination of the quality of carbon sheet steel; and the temperature field of a blank in the hot stamping of steel plates. No personalites are mentioned. Each article contains conclusions based on investigations. References, predominantly Soviet, accompany most of the articles.

TABLE OF CONTENTS:

Tomalov, A.D. On the Tensile Stresses in Metal During Forging and Cross-Rolling 3

Golovlev, V.D. Deformation (povzduzheniya) bulging by Hydraulic Pressure in Stamping 12

Katkov, V.P. Problems of Intensifying the Plastic Deformation in Stamping 15

Laprovskaya, V.M., and Ye.M. Sret'yakov. Investigations Based on the Theory of Slip-Line Fields in the Contact Area Under State of Stress During Helical Cross-Rolling on a Three-Roll Mill 29

Shchegolev, B.A. On the Problem of Ficting Sheet Steel for Bimetal Contact by the Method of Bulging (a Membrane) Under Hydraulic Pressure 38

Orskanik, B.M. Some Results of Investigating the Deformability of Sheet Steel (to Determining its Suitability for Deep Drawing) 45

Korovler, A.Y. On the Quality of Industrial Lubricants Used in the Cold Stamping of Sheet Steel 50

Bubenkova, L.A., and G.M. Kochalov. On the Problem of Determining the Quality of Carbon Sheet Steel 55

Bonkin, Ye.A. Methods of Investigating the Temperature Field of Blanks in the Hot Stamping of Steel Plates 60

AVAILABLE: Library of Congress

Card 3/5

VE/Arv/gpv
5-1-61

S/124/61/000/008/040/042
A001/A101

AUTHOR: Shcheglov, B. A.

TITLE: On testing sheet steel for bi-axial extension by the method of hydraulic drawing

PERIODICAL: Referativnyy zhurnal. Mekhanika, no. 8, 1961, 27, abstract 8V215
(V sb. "Issled. v obl. obrabotki metallov davleniyem", Moscow, AN SSSR, 1960, 38-44)

TEXT: The author describes a new method of testing sheet materials for stamping ability by the method of hydrostatic drawing. He presents the schematic diagram of the installation and approximate formulae to determine the stress-strained state in the pole of the specimens. Experimental data on hydraulic drawing of sheet steel are compared with the calculated ones.

Ye. Tret'yakov

[Abstracter's note. Complete translation]

Card 1/1

S/132/60/000/007/003/016
A162/A000

AUTHOR: Shcheglov, B.A.

TITLE: Installation for Testing Sheet Metal with High Deformation Speeds

PERIODICAL: Kuznechno-shtampovochnoye proizvodstvo, 1960² No. 7, pp. 7 - 8

TEXT: A new method and test installation for sheet metal deformed by bi-axial drawing has been developed at the Laboratory for metalworking by pressure of the Institut mashinovedeniya AN SSSR (the Institute of Machine Science of the AS USSR). The installation has been designed for testing soft sheet steel with up to 0.10% carbon content and up to 1.5 mm thickness used in automobile industry for stamped body parts. Test pressure is produced by a hydraulic stroke formed in a special device. The installation consists of a head-frame with a 60 kg ram falling from 2 m height. The impact load is transmitted to the specimen through a fluid with a low compression coefficient. The use of fluid instead of a rigid punch eliminates friction, and the work fluid does noticeably reduce the application speed and the load magnitude. The ram is shown in a drawing (Fig. 2). The operation of the installation is described. The depth of test imprint and the curve in the imprint pole is measured with a dial indicator as shown in a diagram.

Card 1/3

S/182/60/000/007/003/016
A162/A029

Installation for Testing Sheet Metal with High Deformation Speeds

(Fig. 3). The stroke pulse producing a hydraulic wave is measured by a dynamometer installed on the foundation block. The measuring circuit of the dynamometer is a four-arm bridge consisting of wire pickups. It is balanced by a parallel potentiometer and fed from storage batteries by 15 volt d-c. An electronic oscillograph is placed on the bridge output and its dial is photographed at the moment of the stroke. Changes in the mechanical properties of sheet steel caused by different deformation speed can be determined by comparison of the results of dynamic and static tests. ✓

Card 2/3

20202

9/182/60/000/011/004/016
A101/A029

AUTHOR

Shcheglov, B A

TITLE

The Effect of Dynamic Loading on the Properties of Thin-Sheet Steel Used in Deep Drawing

PERIODICAL

Kuznetchno shtampovochnoye proizvodstvo, 1960, No.11, pp.15-18

TEXT: The effect of the deformation rate on the behavior of metal in plastic two axial stress state is being investigated (Refs. 1,2), but the results of experiments are affected by the friction of the metal in contact with the punches and by the shape of the punches, and the summary factors determined do not reveal the effect of the deformation rate on the mechanical properties of the metal. The Laboratory of Pressure Working of the Institut mashinovedeniya AN SSSR (Institute of Machine Sciences, Academy of Sciences of the USSR) developed an experimental device (Ref. 3) and a method for investigation into sheet materials being extruded with high speed into a round bed die. Its essence is the effect of a hydraulic stroke, produced by impact on the piston of a hydraulic cylinder. The shock wave moves along the cylinder with a rate c that is

20202

S/182/60/G00/011/004/016
A161/A029



The Effect of Dynamic Loading on the Properties of Thin-Sheet Steel Used in Deep Drawing

affected by the rigidity E_p of the devices, the density f of the work liquid and the modulus E of its compressibility (Ref. 4), and

$$\dots \dots \dots (5)$$

where
$$\dots \dots \dots (6)$$

Machine oil is used for the work liquid. The hydraulic cylinder is a thick-walled tube with an outer diameter of 80 mm and an inner diameter of 30 mm, and the shock wave propagates in it with a rate of 1,340 m/sec, only a few per cent slower than the speed of sound in oil. The wave pressure is

where v is the rate of the liquid in the cylinder. The pressure grows through multiple reflections in the blind cylinder duct and deforms a

20202

S/182/60/000/011/004/016
A161/A029

The Effect of Dynamic Loading on the Properties of Thin-Sheet Steel Used in Deep Drawing

sheet metal specimen that closes the outlet. Two sets of 0.9 and 0.5 mm thickness specimens of OSK0 (OSkp) steel were tested. Several specimens were tested with static pressure for comparison. The following correlations were determined: a) $n = h \frac{P}{t_0}$, i.e., impression height to pressure exerted on the specimen, taking the initial metal thickness (Fig. 1); b) $\sigma = \frac{P}{t_0}$, i.e., stress to deformation in the impression pole (Fig. 2); c) $k = k_0 \left(\frac{h}{h_0} \right)^n$, i.e., curvature in the impression pole to the impression height (Fig. 3, a); d) $\Delta h = h_0 \left(\frac{P}{P_0} \right)^m$, i.e., deformation in thickness to impression height (Fig. 3, b). An oscillogram of shock pulse is included (Fig. 4). The dots indicate different mean deformation rates. The results of the experiments showed that the resistance of metal increases with increasing loading rate, and the highest relative increase is at the beginning of the dynamic curve, whilst at deformation close to breaking the dynamic

Card 3/9

20202

3/182/60/GOC/G11/004/016
A161/A029

The Effect of Dynamic Loading on the Properties of Thin-Sheet Steel Used in Deep Drawing

curve is only about 1% above the static curve. It could be concluded that the mean deformation rate up to 60 sec^{-1} did not perceptibly affect the thinning-out $\frac{1}{t_0}$ in the impression pole and the deformation distribution over the specimen. Comparing the results with those obtained by other investigators, the following facts were observed: 1) in uniaxial, as well as biaxial tension, the deformation rate raises the resistance of the material so that the dynamic curve stress versus deformation is higher than the static curve; 2) the yield limit is the most affected value and rises 1.5 times with a deformation rate rise from 10^{-2} to 1 sec^{-1} , as found in other works (Ref. 5,6) for mild and medium-carbon steel in uniaxial tension and in the work (Ref. 2) for mild steel in biaxial tension; 3) the ultimate strength increases but less than the yield limit; 4) the rate of deformation does not have any noticeable effect on the nature of deformation distribution over the specimen surface in biaxial plastic tension of sheet metal.

Card 4,9

S/182/60/000/011/004/016
A161/A029

The Effect of Dynamic Loading on the Properties of Thin-Sheet Steel Used
in Deep Drawing

having no yield flat, which is comparable with the conclusions drawn in
Ref. 5; 5) the final deformation value also does not depend on the rate in
biaxial tension and this conclusion matches the investigation results
(Ref. 6) with low-carbon steel in uniaxial tension. There are 4 figures
and 6 references: 2 Soviet, 4 English.

Card 5/9

SHCHEGLOV, B. A., CAND TECH SCI, "HYDRODYNAMIC TESTING
AS A METHOD OF INVESTIGATING DEEP DRAWING OF SHEET STEEL
AT A HIGH RATE^S OF DEFORMATION." MOSCOW, 1961. (MIN OF
HIGHER AND SEC SPEC ED RSFSR. ALL-UNION CORRESPONDENCE
POLYTECH INST). (KL-DV, 11-61, 224).

-202-

S/182/62/000/011/001/001
D040/D112

AUTHOR: Shcheglov, B.A.

TITLE: Hydraulic drawability test method for sheet metals

PERIODICAL: Kuznechno-shtampovochnoye proizvodstvo, no. 11, 1962, 12-14

TEXT: The Institut mashinovedeniya (Institute of the Science of Machines) has developed a hydraulic method and a simple machine for making drawability tests of sheet metals under industrial conditions. The machine has the frame, reduction gear and handwheel of the Erichsen drawability test machine, and a four-piston fuel pump giving an oil pressure of up to 650 atm, sufficient for testing 08kp (08kp) sheet steel of up to 1.5 mm thickness. The tests consist in extruding 70-90 mm wide metal strips by oil pressure in a round die, without any contact between the metal being extruded and the die walls. The test data are more accurate than those obtained in Erichsen or Swift tests because of the absence of friction. The thickness of extruded metal, the depth of the formed cup and the radius at its pole are measured by simple means. The information includes strain and stress calculations, graphs of test data, and a diagram showing the design of the test machine. There are 4 figures and 1 table.

Card 1/1

S/902/62/000/000/011/015
E195/E585

AUTHOR: Shcheglov, B.A.

TITLE: Deep-drawing characteristics of steel sheet under conditions of high-speed deformation

SOURCE: Novyye protsessy obrabotki metallov davleniyem; doklady Soveshch. po novym prots. obrab. met. davleniyem v mashinostr., 1960. Ed. by V. D. Golovlev. Moscow, Izd-vo AN SSSR, 1962. 121 - 128

TEXT: Standard methods (such as the Ericksen test) are not the most suitable for studying the effect of strain rate on deep-drawing properties of metal sheet because the results can be affected by factors other than the rate of deformation. More revealing data are obtained from tests in which the test piece is tested in biaxial tension by a method entailing the use of hydrostatic or hydrodynamic pressure acting on a circular membrane which, after deformation, assumes the shape of a spherical cup. In the first part of this paper, concerned with the theory of tests of this type, expressions are derived for the ratios of principal
Card 1/4

S/902/62/000/000/011/015
E195/E383

Deep-drawing characteristics

stresses and strains in the test piece, for the stress at the pole of the circular test piece and for the reduction in thickness of the test piece. In the second part of the paper the results are reported of a study of the effect of dynamic loading on the mechanical properties of metals tested under conditions of biaxial tension. The experimental method utilized hydrodynamic impact generated by a piston acting on a fluid (oil) in a cylinder, the other end of which was closed by the test piece. The experiments were conducted on steel 08KП (08KP) specimens, 0.9 and 0.5 mm thick. Static tests as well as dynamic tests were conducted on the same equipment. The experimental data were used to construct graphs showing the following relationships: 1) depth of the cup as a function of the pressure acting on the test piece; 2) stress as a function of the reduction in thickness at the pole of the test piece; 3) curvature at the pole of the test piece as a function of the depth of the cup; 4) reduction in thickness as a function of the depth of the cup. Analysis of the results of the present investigation and some other experimental data led to the following conclusions. 1) Increasing the strain rate

Card 2/4

Deep-drawing characteristics

S/902/62/000/000/011/015
E195/E583

increases the resistance of metal to deformation under conditions of both uniaxial and biaxial tension. 2) The resistance of metal to deformation under dynamic loading is higher than that under static loads. This is demonstrated in Fig. 3, where the stress (σ , kg/mm²) is plotted against strain ($\Delta t/t_0$), curves 1 and 2 relating, respectively, to dynamic and static tests conducted on steel OSKP test pieces, 0.5 mm thick; curve 3 shows the rate of strain ($\dot{\epsilon}$, 1/sec) corresponding to the appropriate points on curve 1. 3) ^{CP} The property most affected by the strain rate is the yield stress, whose value (in the case of mild- and medium-carbon steels) increases 1.5 times when the strain rate is increased from 10⁻² to 1 sec⁻¹. The UTS measured under conditions of both uniaxial and biaxial tension also increases with increasing rate of strain but to a much lesser extent. 4) Under conditions of biaxial loading the strain rate has no significant effect on the character of distribution of deformation on the surface of a test piece of a material without a definite yield point; this is in agreement with the findings of D. Taylor (J. Mech. Solids, 1954, v. 3, N 1). 5) The total deformation of steel sheet specimens

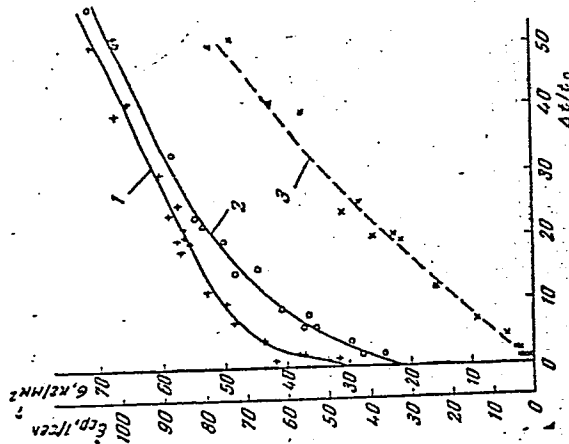
Card 3/4

Deep-drawing characteristics

S/902/62/000/000/011/015
E193/E385

tested under conditions of biaxial tension is practically independent of the strain rate. According to Manjoin (J. Appl. Mech., 1944, v. 11, N 4) the same applies to mild-steel sheet tested under conditions of uniaxial tension. There are 4 figures and 1 table.

Fig. 3:



Card 4/4

L 13525-63 EWP(q)/EWT(m)/BDS AFFTC/ASD JD

ACCESSION NR: AP3002602

S/0122/63/000/006/0049/0053

AUTHOR: Shcheglov, B. A. (Candidate of technical sciences)

TITLE: Relation between mechanical properties of mild steel and the speed of deformation

SOURCE: Vestnik mashinostroyeniya, no. 6, 1963, 49-53

TOPIC TAGS: deformation speed, mild steel, critical speed of deformation, impact, stress

ABSTRACT: The influence of the deformation speed on mechanical properties of steel was summarized by the author from a number of the Soviet and western publications. Several experimental results are represented graphically and tabulated. Formula 1 represents an approximate mathematical expression of the curve in Figure 1 (see Enclosure 1). If the deformation is produced at a certain critical speed, it creates a state of heterogeneous strain in the sample. Critical deformation speed corresponds to the critical speed of impact in the process of stamping. Formula 2 represents the stress in mild steel as a function of the deformation and the de-formation speed.

Card 1/1/

SECHEGLOV, B.A.

Explosive forming (from materials in "Sheet Metal Industries."
1962). Kuz.-shtam. proizv. p no.9:12-15 S '63.
(MIRA 18:11)

L 27341-66 EWT(m)/EWP(w)/EWA(d)/T/EWP(t)/EWP(k) IJP(c) JD/HW/GS

ACC NR: AT6008818

SOURCE CODE: UR/0000/65/000/000/0014/0023

AUTHOR: Shcheglov, B. A.

44
43
B+1

ORG: none

TITLE: Evaluation of the mechanical properties of sheet metals under hydraulic tests

18

SOURCE: Issledovaniye protsessov plasticheskoy deformatsii metallov (Research on processes of plastic deformation of metals). Moscow, Izd-vo Nauka, 1965, 14-23

TOPIC TAGS: sheet metal, steel, material testing, stress analysis, thin plate, buckling pressure, pressure effect/ O8KP steel

ABSTRACT: The buckling of a sheet metal plate under hydraulic pressure loading is modeled mathematically and tested experimentally. The problem on buckling of a thin metallic plate under fluid pressure acting in a circular pattern involves the equilibrium conditions

$$r \frac{d}{dr} (\sigma_1 t) = (\sigma_2 - \sigma_1) t,$$

$$\sigma_1 = \frac{pR_2}{2t}$$

18

2

Card 1/4

L 27341-66

AGC NR: AT6008818

The equation of deformation consistency is

$$\epsilon_1 - \epsilon_2 = \frac{t}{2} \ln \left[1 + \left(\frac{dh}{dr} \right)^2 \right] - \ln \left[1 - r \frac{d\epsilon_1}{dr} \right]$$

where p is the pressure on the specimen, σ_1 and σ_2 are the meridional and circumferential principal stresses, ϵ_1 and ϵ_2 are the corresponding deformations, t is the material thickness at a point, r and h are the abscissa and ordinate of the specimen surface at this point, and R_2 is the principal radius of curvature of the surface of the dent cavity (perpendicular to meridional surface)

$$R_2 = \frac{r}{\frac{dh}{dr}} \left[1 + \left(\frac{dh}{dr} \right)^2 \right]^{1/2}$$

The above system may be rewritten in the form

$$x \frac{d}{dx} (\sigma_1 \beta) = (\sigma_2 - \sigma_1) \beta,$$

$$\sigma_1 = q \frac{p_2}{\beta},$$

$$\epsilon_2 - \epsilon_1 = \frac{1}{2} \ln \left[1 + \left(\frac{dz}{dx} \right)^2 \right] - \ln \left(1 - x \frac{d\epsilon_2}{dx} \right),$$

Card 2/4

L 27341-66

AGC NR: AT6008818

$$p_s = \frac{x}{dz/dx} \left[1 + \left(\frac{dz}{dx} \right)^2 \right]^{1/2}$$

where

$$q = \frac{pD}{2t_0}$$

In the latter form the stress-deformed condition of the specimen may be described by relative values of x , z , ρ , and β which are independent of specimen diameter and initial thickness. Hydraulic pressure load tests on various sheet metal specimens verified the fact that D and t_0 do not affect the relative values of these variables. For example, specimens of 08KP steel were pressure-tested and q_{max} was found to be practically independent of specimen dimensions (see Fig. 1). Additional plots are made for other variables (such as deformation intensity and radius of curvature change). Critical stresses and strains are described mathematically.

L 27341-66

ACC NR: AT6008818

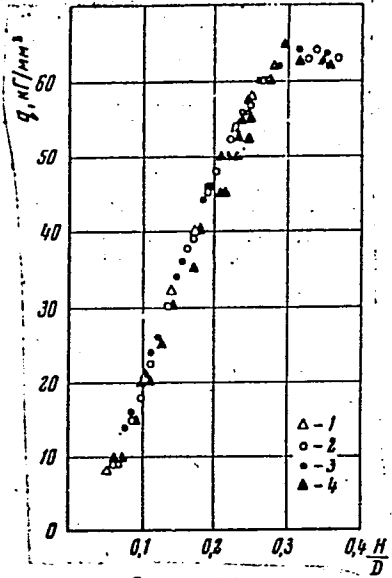


Fig. 1. Variation of relative cavity depth with load q for 08KP sheet steel ($t_p = 1.02$ mm):
1 - $D = 400$ mm;
2 - $D = 300$ mm;
3 - $D = 200$ mm;
4 - $D = 100$ mm.

Orig. art. has: 5 figures and 28 equations.

SUB CODE: 11, 20/ SUBM DATE: 29Oct65 ORIG REF: 004/ OTH REF: 003

Card 4/4 *Sp*

ACC NR: AP6027442 SOURCE CODE: UR/0135/66/000/008/0014/0016

AUTHOR: Kuzmak, Ye. M. (Doctor of technical sciences); Shcheglov, B. A. (Candidate of technical sciences); Bakiyev, A. V. (Engineer)

ORG: none

TITLE: Strength of welded joints in heat hardened steels under conditions of biaxial stress

SOURCE: Svarochnoye proizvodstvo, no. 8, 1966, 14-16

TOPIC TAGS: arc welding, stress analysis, steel, sheet metal

ABSTRACT: The test method is illustrated by Fig. 1.

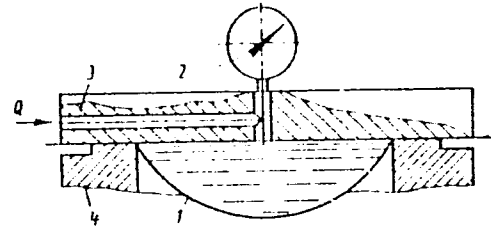


Fig. 1. Scheme for the hydrostatic testing of sheet metals:
1- sample; 2- manometer; 3- press; 4- matrix

Card 1/3

UDC: 621.791.052:539.4:669.15-194

ACC NR: AP60274h2

The state of biaxial stress in the sample, pressed around the periphery, is created by its hydrostatic buckling into the round open matrix. The strength of welded joints under conditions of biaxial stress was determined from the relative buckling pressure, p :

$$p = \frac{Q_{\max} D}{2t_0} \quad (1)$$

where Q_{\max} is the greatest buckling pressure; D is the diameter of the opening in the matrix (400 mm); t_0 is the original thickness of the sample. Tests were carried out on low alloy steels 14GN, 16GN, and 16GS(3N), which are widely used for welded tubes working under the action of internal pressure. The nominal thickness of steels 14GN and 16GN was 8 mm, and that of steel 16GS(3N) was 10 mm. Experimental results are shown in detail in tabular and graphic form. On the basis of the results the following conclusions were drawn: 1) under biaxial stress, the failure of zones of welded joints in heat hardened steels had more effect on the strength than under monoaxial stress; 2) the critical values of the intensity of the stresses on all zones of the welded joints in hydrostatic tests were greater than with monoaxial stress; 3) the appearance of a state of volumetric stress with deformation of a weakened zone under conditions of monoaxial stress increases the strength of this zone, while under conditions of biaxial

Card 2/3

ACC NR: AP602744E

stress it leads to a decrease in its strength; 4) the hydrostatic method
of testing is more sensitive to inhomogeneity in the mechanical
properties of welded joints than with the method of monoaxial stress.
It may therefore be used successfully for evaluation of the weldability
of metals. Orig. art. has: 2 formulas, 5 figures, and 1 table.

... ONH REF: 001

Cont 247

SHCHEGLOV, B.N., podpolkovnik meditsinskoy sluzhby, kandidat meditsinskikh
~~nauk~~

Streptomycin treatment for icteric hemorrhagic leptospirosis. Voen.-
med. zhur. no.6:82 Je '51. (MLRA 9:9)
(STREPTOMYCIN) (LEPTOSPIROSIS)

YANCHEVSKIY, D.F., gvardii mayor meditsinskoy sluzhby; SHCHEGLOV, B.N.,
podpolkovnik meditsinskoy sluzhby, kandidat meditsinskikh nauk

Diethylstilbestrol in the treatment of tonsillitis. Voen.-med.zhur.
no.3:87 Mr '56. (MLRA 9:9)
(STILBENEDROL) (TONSILS—DISEASES)

SHCHEGLOV, B.N., podpolkovnik med. sluzhby, kand.med.nauk; YANCHEVSKIY,
D.F., gvardii mayor med. sluzhby

Some characteristic features of the epidemiology and clinical aspects
of Botkin's disease. Voen.med.zhur. no.3:90 Mr '57. (MIRA 11:3)
(HEPATITIS, INFECTIOUS)

707
707.1
.00

Бухгалтерский учет в промышленности (Accounting in Industrial
and Agriculture) I. I. Gruntsev I. P. S. Shcheglov. Minsk, Gos. Ind-vozRUB,
1957.
111 P. 2100.. 11000., 1 1/200.

111

SHCHEGLOV, Boris Semilovich, dotsent; TERESHCHENKO, V., red.;
STEPANOVA, N., tekhn.red.

[Accounting for output and wages without working orders;
experience of the Minsk Radio Plant] Beznariadnyi uchet
vyrabotki i zarabotnoi platy; iz opyta Minskogo radiozavoda.
Minsk, Gos.izd-vo BSSR, Red.proizvodstvennoi lit-ry, 1960.
(MIRA 14:3)

23 p.

(Minsk--Productivity accounting)
(Minsk--Wages--Accounting)

BRAZINIK, Aleksandr Semenovich; SHCHEGLOV, Boris Samaylovich;
SLEPISOVA, Ye., red.

[Manual on accounting in an industrial enterprise] Spravochnoe posobie po bukhgalterskomu uchetu v promyshlennom predpriiatii. Minsk, Belarus', 1964. 435 p.
(MIRA 18:5)

1942, p. 1.

Reviews of Prof. Ye. I. Maroelaukiy's "Growth Morphology of the Temporal Bone", and
"Changes of the Middle Ear in Children", Vest. Oto-rino-laringol., No. 2, 1942.

ACC NR: AP6022448

(A) SOURCE CODE: UR/0069/66/028/002/0308/0312

AUTHOR: Shchegolev, G. G.; Trapeznikov, A. A.ORG: Institute of Physical Chemistry, AN SSSR, Moscow (Institut fizicheskoy khimii AN SSSR)TITLE: The influence of alkali content on the microstructure and properties of lithium greases

SOURCE: Kolloidnyy zhurnal, v. 28, no. 2, 1966, 308-312

TOPIC TAGS: grease, alkali, lithium compound, lubricant property, lubricant additive

ABSTRACT: The report describes experiments carried out to clarify the influence of LiOH concentration and of crystallization temperature program t_1 on shear strength P_r and syneresis factor S in lithium stearate + nonpolar paraffin oil (I) and lithium stearate + oil MVP (II). Alkali concentration was varied in I from 0 to 0.2 mol/mol soap at $t_1=70C$ const, and in II from 0 to 0.12 mol/mol soap at $t_1=100C$ const; it was maintained constant at 0.02 mol/mol in system I during another series, while t_1 was varied from 70 to 170C. Results indicate a relatively congruent pattern of variation of P_r and S in relation to t_1 for rapidly cooled greases, with or without LiOH added. Electron microscopy indicates that addition of alkali reduces linear dimensions (particularly the thickness) of inceptive soap particles, hence increases the number of fine pores in the grease structure and impairs syneresis of oil from the grease.

UDC: 641.18.02

Card 1/2

ACC NR: AP6022448

Effects of alkali concentration on slowly cooled greases are explained in terms of modifications to growth patterns of lithium stearate crystallites. Orig. art. has: 5 figures.

SUB CODE: 07,11/ SUBM DATE: 27Oct64/ ORIG REF: 006/ OTH REF: 001

Card 2/2

37536

S/136/62/000/005/001/002
E193/E333

1/13/60

AUTHORS: Yermanok, M.Z. and Sheheglov, G.M.

TITLE: Extrusion by the inverted and combined method on presses with limited travel of the container

PERIODICAL: Tsvetnyye metally, no. 5, 1962, 61 - 65

TEXT: When extrusion is used for fabricating aluminium- or magnesium-alloy sections without lubricating the container, much lower extrusion pressures are required if inverted extrusion is employed. The limited travel (200 - 350 mm) of the container in most of the existing extrusion presses narrows considerably the range of applicability of this method. This difficulty, however, can be overcome by using a technique which makes it possible to perform inverted extrusion on presses with limited travel of the container and which is described in the present paper. The technique is demonstrated schematically in Fig. 1. The extrusion billet 5 is inserted into the container and upset (Fig. 1a). The locking wedge is then withdrawn and the die head 9 (with an elongated die-holder 7 and a die 6) is then withdrawn from the container liner 3; the billet is

Card 1/3

S/136/62/000/005/001/002
E195/E383

Extrusion by the inverted

then moved forward by the extrusion ram 1 and pressure disc 2 until it becomes flush with the front end of the container liner, the container itself being moved back against its stop (Fig. 16). The die head is then brought into position and locked, after which the inverted-extrusion operation is carried out (Fig. 18). As a result of the pressure acting on the billet, the container with the billet advances towards the die head, the die-holder enters the container liner and the metal is extruded through the die. Movement of the container ceases when the entire length of the die-holder has entered the container and this completes the first stage of the operation (Fig. 19). Further extrusion can be done either by the direct or by the inverted method. In the former case, the entire process will have included both direct and inverted extrusion and can, therefore, be referred to as "combined method of extrusion"; the advantages of this method are demonstrated by data reproduced in Table 1. If the reduction of the extrusion pressure attained by using the combined method is not sufficiently large, the operation, after reaching the stage shown in Fig. 19, can be

Card 2/5

Extrusion by the inverted

S/136/62/000/005/001/002
E195/E385

continued by the inverted method, the consecutive stages of which are shown in Fig. 10, e and . The combined extrusion method was tested by using it to fabricate a most difficult type of extruded section, namely, a section comprising three different profiles, which was extruded with the aid of three split dies. The results indicated that the combined method required an extrusion pressure 625 - 750 tons lower than that required for direct extrusion, which means that both longer billets can be used and smaller cross-section profiles can be made by this method. In addition, the lower temperature of the billet makes it possible to increase the extrusion speed from 0.6-0.7 to 1-1.1 m/min, whereby the efficiency of the process is increased. There are 5 figures and 3 tables. X.

Card 3/5

ACC NO

AUTHOR

TITLE

SOURCE CODE: UR/0413/66/000/023/0130/0130

INVENTOR: Ivanov, V. V.; Sushcheglov, G. M.; Spasskiy, K. N.; Karakhan'yan, V. K.; Prudovskiy, B. M.; Semenov, M. I.; Sergeyev, V. A.; Smirnov, I. N.; Britvin, L. N.; Shtel'makh, A. A.

ORG: None

TITLE: An impeller. Class 59, No. 189315 [announced by the All-Union Scientific Research Institute of Hydraulic Machine Building (Vsesoyuznyy nauchno-issledovatel'skiy institut gidromashinostroyeniya)]

SOURCE: Izobreteniya, promyshlennyye obraztsy, tovarnyye znaki, no. 23, 1966, 130

TOPIC TAGS: centrifugal pump, blade profile, *metal blade, pump component*

ABSTRACT: This Author's Certificate introduces: 1. An impeller for an open centrifugal pump. Pump efficiency is improved and the rigidity of the impeller blades is increased by making the blades in the cylindrical section with a channel shape. The walls of the blade channel are recurved toward the front at a sharp angle to the walls of the pump housing. 2. A modification of this impeller in which the blade channel formed in the cylindrical section has a flat bottom. 3. A modification of this impeller with U-shaped grooves in the flat bottom of the channel on the working side of the blade. These grooves are adjacent to the end surfaces of the blades.

Card 1/2

UDC: 621.671.1-253.5

ACC NR: AM6004096

Monograph

UR/

Shchegolev, German Mikhaylovich

Thermodynamic analysis of high-temperature open cycles (Termodinamicheskiy analiz vysokotemperaturnykh razomknutykh tsiklov) Kiev, Naukova dumka, 1964. 61 p. illus., biblio. (At head of title: Akademiya nauk Ukrainskoy SSR, Institut tekhnicheskoy teplofiziki) Errata slip inserted. 1365 copies printed.

TOPIC TAGS: high temperature plasma, magnetogasdynamics, thermodynamic calculation, thermoelectric convertor

PURPOSE AND COVERAGE: This booklet is intended for those working in the field of direct heat conversion into electricity or on magnetogasdynamic generators for stationary power plants. The booklet deals with the economical application of magnetogasdynamic energy conversion (MGD generators). It presents a thermodynamic analysis of open cycles for temperatures of the working medium measuring about 3000° K and featuring air blast, dissociation of air molecules and of combustion products, and a large amount of heat in the cycle. On the basis of efficiency evaluation, the author indicates that by adding open cycles to conventional low-temperature cycles, the efficiency of power plants can be raised substantially. Thermal electric-power plants are also mentioned.

Card 1/2

ACC NR: AM6004096

TABLE OF CONTENTS:

Foreword -- 3

Introduction -- 5

Special Features of the Behavior of Combustion Products at High
Temperatures -- 9

Ideal Cycles -- 16

Cycles with Internal Losses -- 28

Prospective Improvements of the Cycle and their Application to
Power Engineering -- 53

Bibliography -- 62

SUB CODE: 20/ SUBM DATE: 21Mar64/--64/ ORIG REF: 005/ OTH REF: 005/

Card 2/2

L 59218-65 EWT(d) IJP(c)

ACCESSION NR: AP5014941

UR/0040/65/029/003/0584/0587

AUTHORS: Valeyev, K. G. (Leningrad); Shoheglov, G. N. (Leningrad)13
BTITLE: Certain cases of integrability of induced motion equations for a material point in a centralized force field 16

SOURCE: Prikladnaya matematika i mekhanika, v. 29, no. 3, 1965, 584-587

TOPIC TAGS: integral calculus, integral equation, Newtonian mechanics, force field

ABSTRACT: Certain cases of the problem of forces with which the equations of motion are integrable are studied. The system of equations

$$d^2r/dt^2 = -kr/r^3 + F \quad (k = \text{const}, r = |r|)$$

is given with initial conditions

$$r = r_0, \quad dr/dt = v_0, \quad t = t_0$$

where r is the radius vector of a material point M with unit mass; F .. a force, supplementary to Newtonian. The center of gravity is located at a point O . The case of planar movement is studied in which F lies in the plane of motion. A

Card 1/3

L 59218-65

ACCESSION NR: AP5011941

polar coordinate system is used in which r is measured from some fixed direction. In this coordinate system the equation system appears as

$$r'' - r\dot{\varphi}^2 = -k/r^2 + F_r, \quad r\ddot{\varphi} + 2r'\dot{\varphi} = F_\varphi \quad (r' = dr/dt)$$

with initial conditions

$$r = r_0, \quad r' = r'_0, \quad \varphi = \varphi_0, \quad \dot{\varphi} = \dot{\varphi}_0, \quad t = t_0$$

where F_r and F_φ are projections of the force F on the respective directions r and φ . The projections of the supplementary force on the Newtonian force are given as

$$\alpha = F_r r^2 k^{-1}, \quad \beta = F_\varphi r^2 k^{-1}$$

A transformation to Cartesian coordinates is made to facilitate solution by approximate asymptotic methods. An arbitrary integrable function of x is introduced such that

$$F_r = \frac{k}{r^2} \omega\left(\frac{k}{r^2 \varphi^2}\right), \quad F_\varphi = m \frac{kr}{r^2 \varphi}, \quad m = \text{const.}$$

A particular solution is found and is applied in finding trajectories of motion of the point M for several additional cases of force description. Integrability is demonstrated for each case discussed. Orig. art. has: 53 equations.

ASSOCIATION: none

Card 2/3

L 59218-65

ACCESSION NR: AP5014941

SUBMITTED: 20May64

ENCL: 00

SUB CODE: MA

NO REF SOV: 002

OTHER: 000

dm
Card 3/3

SHCHENLOV, G. P.

SHCHENLOV, G. P. "The Laboratory Analysis of Loose Smut on Wheat
Seed," Itogi Nauchno-Issledovatel'skikh Rabot Vsesoiuznogo
Instituta Zashchity Rastenii za 1936 Goda, part 1. 1937
pp. 90-93. 423.92 L54I

SOURCE: SIFA SI 90-53, 15 Dec. 1953

SIKORSKI, I.

A Magnetic Aerial. "R.D.I." Ministry of Communication, #12:29:Dec. 55

SHCHEGLOV, I., agronom

Simple method of harvesting green fodder. Nauka i pered. op. v
sel'khoz. 8 no.8:56 Ag '58. (MIRA 11:10)
(Forage plants--Harvesting)

SHCHEGLOV, I.

Four minutes behind the moon's shadow. IUn.tekh. 5 no.5:42-44
My '61. (MIRA 14:5)
(Eclipses, Solar--1961)

S SHCHEGLOV, I.I.

CHERTKOVA, M.A., kandidat meditsinskikh nauk; SHCHEGLOV, I.I., nauchnyy
sotrudnik

Chemical factors of neural excitation in osteoarticular tuberculosis.
Probl. tub. no.1:64-68 Ja-F '55. (MLRA 8:4)

1. Iz L'vovskogo nauchno-issledovatel'skogo instituta tuberkuleza
(dir. G.I.Chemeris, nauchnyy rukovoditel' prof. I.T.Stukalo)
(TUBERCULOSIS, OSTEOARTICULAR, physiology,
acetylcholine & cholinesterase)
(ACETYLCHOLINE, physiology,
in tuberc., osteoarticular)
(CHOLINESTERASE, physiology,
in tuberc., osteoarticular)

SHCHEGLOV, I.I.

Modern cinnabar deposition in the Apapel' Spring. Dokl. AN SSSR
145 no.6:1373-1374 Ag '62. (MIRA 15:8)

1. Institut geologii i geofiziki Sibirskogo otdeleniya AN SSSR.
Predstavleno akademikom V.S.Sobolevym.
(Kamchatka--Cinnabar)

SHCHEGLOV, Isaak Mendelevich; GOMOZOVA, N.A., red. izd-va; MIKHEYEVA,
A.A., tekhn. red.

[Continuous grinding of fibrous raw materials] Nepreryvnyi
razmol voloknistogo syr'ia. Moskva, Gosstroizdat, 1962. 170 p.
(MIRA 15:9)

(Milling machinery) (Paperboard)

SOV/124-58-11-13727

Translation from: Referativnyy zhurnal, Mekhanika, 1958, Nr 11, p 243 (USSR)

AUTHOR: Shecheglov, I. N.

TITLE: Impact Testing Machine With a Device for the Measurement of the Duration of the Impact. (Mashina dlya udarnykh ispytaniy s ustroystvom dlya izmereniya prodolzhitel'nosti udara)

PERIODICAL: Sb. statey po elektropriborostroyeniyu. Leningr. in-t tochnoy mekhaniki i optiki. 1953, Nr 10, pp 78-81

ABSTRACT: Description of the design of a machine for tests lasting 0.01 sec and less. Following are the principles of operation: The specimen is set up on a pendulum hanging without motion upon which, falling from a specified height, a second pendulum imparts an impact. The maximum height to which the first pendulum rises reveals the speed acquired by it at the termination of the impact, while the mean acceleration can be determined by dividing that speed by the impact duration. A desired duration of the impact and magnitude of the mean acceleration are achieved by a suitable selection of the initial height of the falling pendulum and of the stiffness of the mutually impinging elastic parts. The duration of the impact is measured by means of

Card 1/2

SOV/124-58-11-13727

Impact Testing Machine With a Device for the Measurement (cont.)

a special electrical circuit.

N. M. Domarev

Card 2/2

SHCHEGLOV, I. P.

6849. Shcheglov, I. P. Letneye stdylovo-lagernoye soderzhanije
krupnogo rogatogo skota. (Amurskaya obl.) Blagoveshchensk, Amurskoye
Kn izd., 1954. 64 s. so skhem. 22 sm. 3.000 ekz. 1 r.-)55-2606) P
636.2.084.21 (57.343.1)

SO: Knizhnaya Letopis' No. 6, 1955

USSR/Cultivated Plants - Fodders.

M-4

Abs Jour : Ref Zhur - Biol., No 20, 1958, 91727

Author : Shcheglov, I.P.

Inst : Far Eastern Scientific Research Institute of Agriculture

Title : Winter Rye as a Fodder Crop in the Far East.

Orig Pub : Byul. nauchno-tekhn. inform. Dal'novost. n.-i. in-ta s. kh., 1957, No 4, 34-36.

Abstract : According to the results of experiments made at the Far Eastern Scientific Research Institute of Agriculture in 1955 winter rye which was mowed between May 30 and June 30 produced increased yields of green stuff amounting to 66.2-165.8 centners per hectare. In 1956 winter rye cut between June 1 and June 24 produced 60.0-145.2 centners per hectare. The aftermath also used as green feed (1955) was almost equal to the original yield of green

Card 1/2

USSR/Cultivated Plants - Fodders.

M-4

Abs Jour : Ref Zhur - Biol., No 20, 1958, 91727

stuff and when harvested for grain (1956) equalled about 40% of the first grain yield. Depending on the local conditions winter rye can also be used for hay and ensilage.
-- N.N. Sokolov.

Card 2/2

SHCHEGLCV, I. P., Doc Agr Sci, "SIMMENTHAL ^{and livestock} ~~BATTLE~~ OF ^{the}
FAR EAST AND WAYS FOR ITS IMPROVEMENT." ALMA-ATA, 1961.
(MIN OF HIGHER AND SEC SPEC ED KAZSSR. ALMA-ATA ZOOVET
INST). (KL-DV, 11-61, 224).

-205-

PASHA, P.S., polkovnik; PETIN, N.F., podpolkovnik; SHCHEGLOV, I.V., polkovnik;
KUDRYAVTSEV, M.K., general-leytenant tekhnicheskikh voysk, red.;
DUKACHEV, M.P., podpolkovnik, red.; SOLOMONIK, R.L., tekhn.red.

[Use of aerial photographs for military purposes, a textbook]
Ispol'zovanie aerosnimkov v voiskakh; uchebnoe posobie. Moskva,
Voen.izd-vo M-va obor.SSSR, 1957. 253 p. (MIRA 10:12)
(Photography, Aerial) (Photographic interpretation (Military science))

SHCHEGLOV, K.A., inzhener; IZVEKOV, I.N., redaktor; IOSELEVICH, L.Ye.,
redaktor; GUROVA, O., tekhnicheskii redaktor.

[Pumping stations for moving sewage and sludge] Nasosnye stantsii
dlia perekachki stochnykh vod i osadkov. Moskva, Izd-vo ministerstva
kommunal'nogo khoziaistva RSFSR, 1954. 151 p. (MLRA 8:1)
(Pumping machinery) (Sewage disposal)

SHCHEGLOV, Konstantin Andreyevich, inzhener; IZVUKOV, I.N., redaktor;
NERONOVA, M.D., redaktor izdatel'stva; KONYASHINA, A.D.,
tekhnicheskiy redaktor

[Pumping stations for moving sewage and sludge] Masosnye stantsii
dlia perekachki stochnykh vod i osadkov. Izd.2-oe, perer. Moskva,
Izd-vo M-va kommun.khoz,RSFSR, 1957. 185 p. (MLEA 10:7)
(Pumping stations) (Sewage disposal)