

PROCESSUS AND PROPERTIES INDEX

17

The composition of the mahhorin (*Nicotiana rustica*)
 resins. M. Pyatitskii, *Vsesoyuz. Inst. Tabach. i Mah-*
horoch. Prou. NO. 133, 19-37 (in English 37-N) (1937).--
 Pured. leaves washed with warm water, until no test for
 nicotine was obtained, were dried at 35-40° and extd.
 with benzene. They contained: 3.34% hydrocarbons,
 51.1% resins, minute quantities of esters, 14.63% fatty
 acids, 15.24% oxy- and phenol acids and 2.85% of un-
 known substances. Their comp. is described.
 I. S. Joffe

ASS-SLA METALLURGICAL LITERATURE CLASSIFICATION

1	2	3	4	5	6	7	8	9	10	11	12	13	14	15	16	17	18	19	20	21	22	23	24	25	26	27	28	29	30	31	32	33	34	35	36	37	38	39	40	41	42	43	44	45	46	47	48	49	50
---	---	---	---	---	---	---	---	---	----	----	----	----	----	----	----	----	----	----	----	----	----	----	----	----	----	----	----	----	----	----	----	----	----	----	----	----	----	----	----	----	----	----	----	----	----	----	----	----	----

1ST AND 2ND ORDERS PROCESSES AND PROPERTIES INDEX

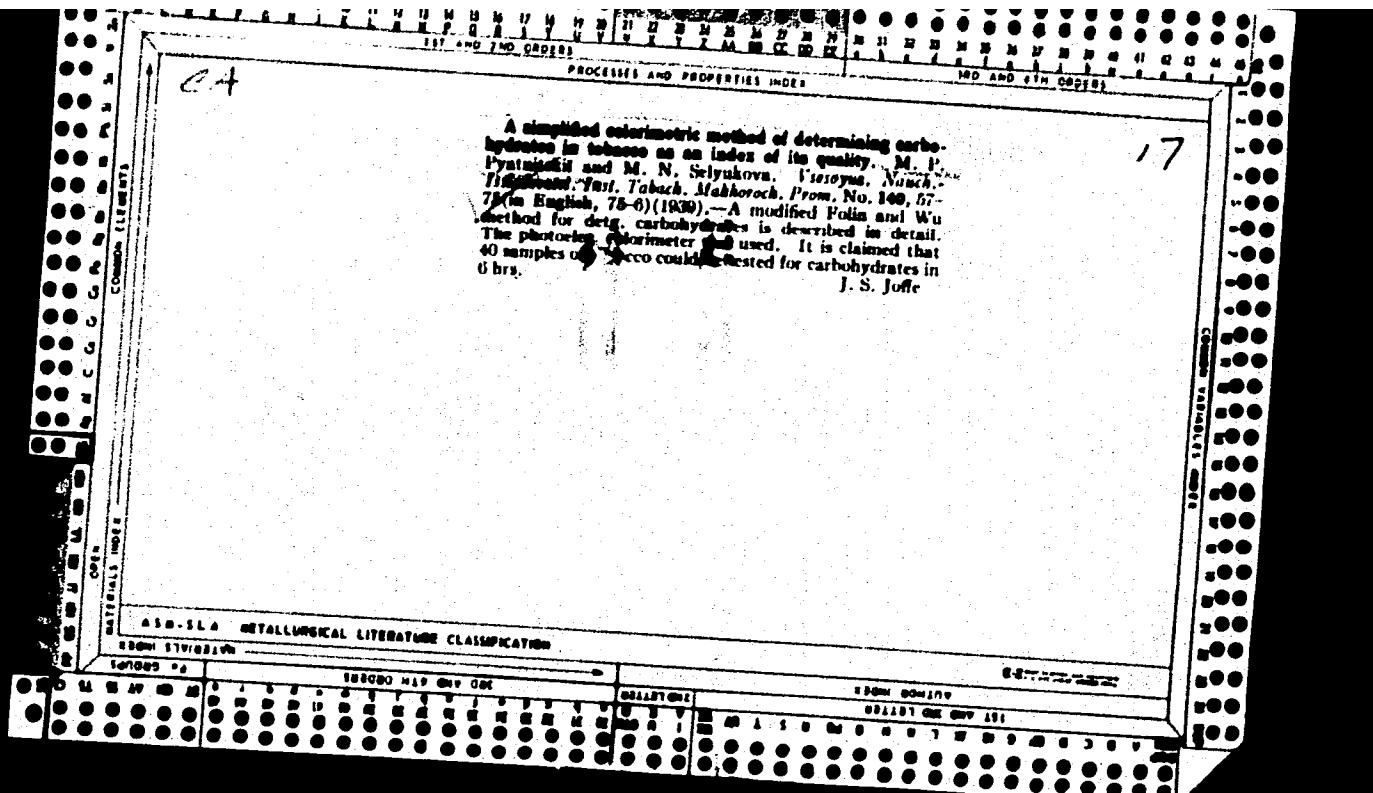
19

18

The chemical nature of the bases of tobacco smoke.
M. Pyatnitski and S. Kashirin. *Vsesoyuz. Inst. Tabach.*
RUSSKAYA. Prom. No. 128, 47-62 (in English 62-3)
(1937).—The smoke was passed through water acidified
with H_2SO_4 and an ether ext. made of that. The acid
water ext. was made alk. and extd. again with ether.
The residue of the ether ext. was dried and fractionated.
Fractions 1 and 2, insol. in water, consist of pyridine
bases and substances insol. in water and ether and sol. in
alc. The 3rd fraction is the water-sol. nicotine. The
4th fraction is made up of substances which are not pptd.
by picric acid but are pptd. by silicotungstic acid. The
5th fraction is insol. in either of the 2 acids. The method
and procedures of analysis are described. J. S. Joffe

ASB-SLA METALLURGICAL LITERATURE CLASSIFICATION

MATERIALS INDEX COMMON ELEMENTS COMMON VARIABLES INDEX



1 2 3 4 5 6 7 8 9 10 11 12 13 14 15 16 17 18 19 20 21 22 23 24 25 26 27 28 29 30 31 32 33 34 35 36 37 38 39 40 41 42 43 44 45

1ST AND 2ND ORDERS

3RD AND 4TH ORDERS

PROCESSES AND PROPERTIES INDEX

CA 17

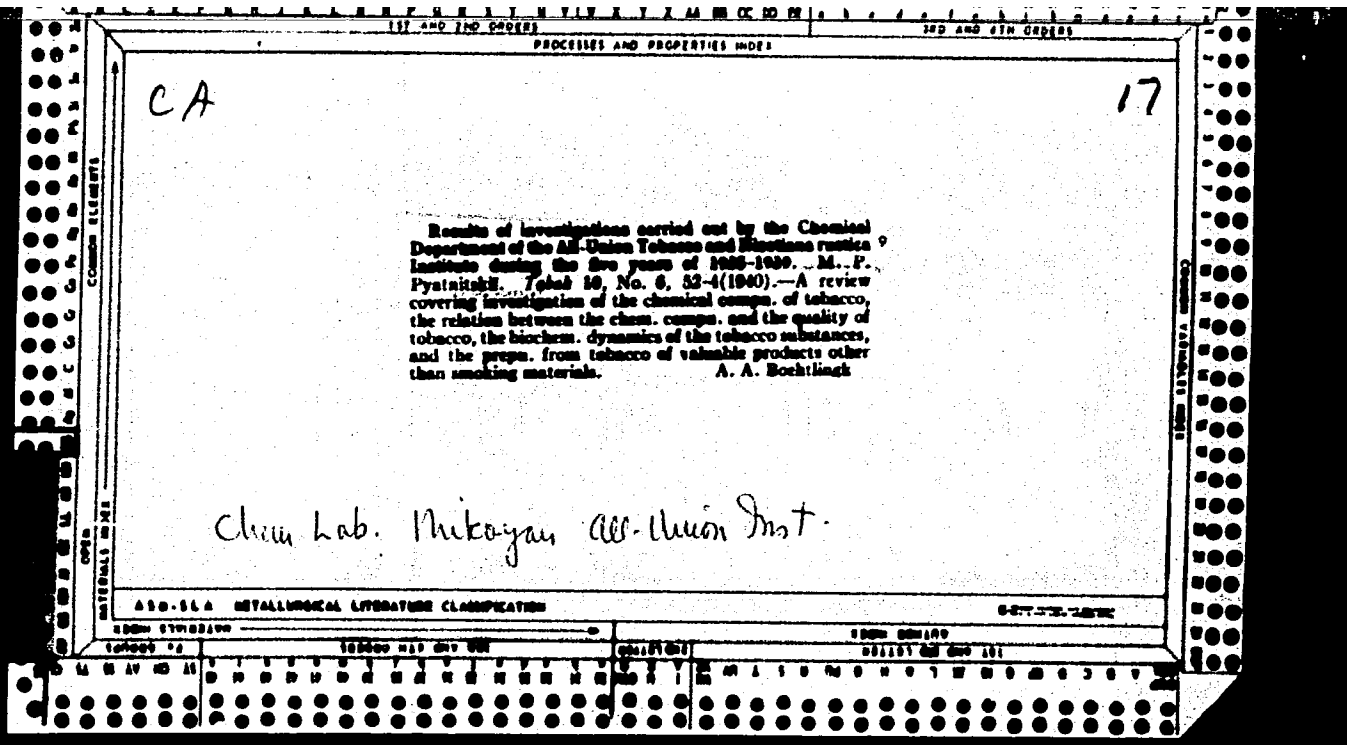
The sources of citric acid in makhorka (*Nicotiana rustica*). M. P. Pratinichin, *Vestnik. Nauch.-Ispyt. Inst. Tsvetk. Makhorka, Prom.* No. 100, 1300 (1930). -- Leaves were removed from the stems and one-half of each was placed in sugar acid, for 24 hrs., the other kept at 20° over a satd. NaCl soln. for 3 days. The sugar-treated leaves were held for 3 days before the analyses were made. It is concluded that the carbohydrates do not serve as a source of citric acid formation. Preliminary expts. indicate that malic acid might be a source of citric acid formation in makhorka. J. S. Joffe

ASSOCIATED METALLURGICAL LITERATURE CLASSIFICATION

FROM SOURCE

CLASSIFICATION

CLASSIFICATION



PROCESSES AND PROPERTIES INDEX

11D

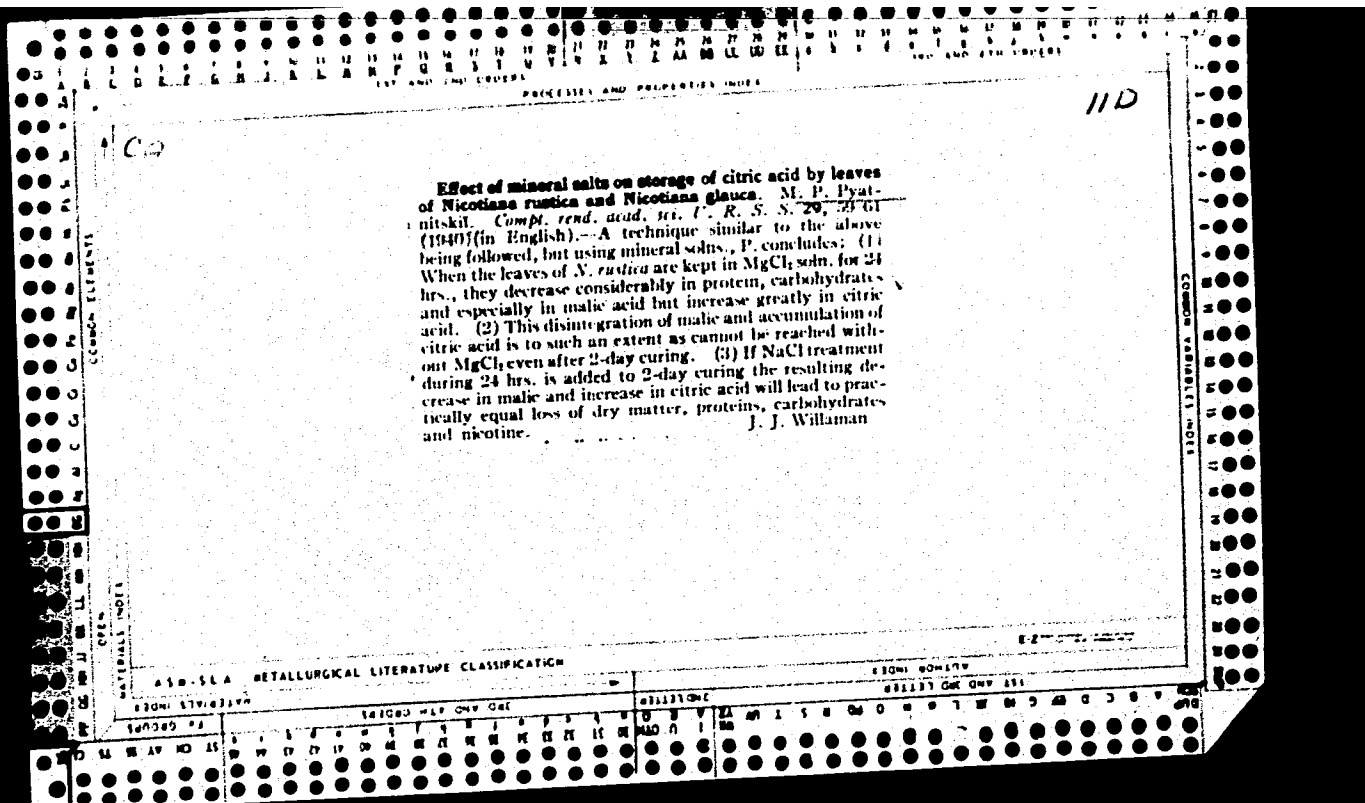
C-7

Effect of some organic acid salts on storage of citric acid by leaves of tobacco plants. M. P. Pyatnitskil. *Compt. rend. acad. sci. U. R. S. S. 20*, 55-8(1967)(in English).-- Leaves of *Nicotiana rustica* and of *N. glauca* were sterilized by EtOH and H₂O₂, and the petioles submerged in 0.25 M solns. of Ca or K salts of various org. acids. After 2 days the leaves were cured by storing in the dark over satd. NaCl. They were then analyzed in comparison with controls which had been kept in water only. Calling the citric acid in the controls 100, that in a typical series of *N. glauca* was: tap water, 252; KCl, 211; K tartrate, 140; K malate, 545; K fumarate, 402; K succinate, 507. Similar results are recorded for 2 series each with *N. glauca* and *N. rustica*. It is concluded that the increase in citric acid in tobacco leaves during curing is at the expense of the malic acid. J. J. Willaman

ASH-SLA METALLURGICAL LITERATURE CLASSIFICATION

13001 804190

831137 C41 Q44 451



PA 63/49T43

PYATNITSKIY, M. P.

USGR/Medicine - Fumarase
Medicine - Malic Acid

May/Jun 49

"Use of Fumarase for Determining Malic Acid,"
M. P. Pyatnitskiy, A. F. Yur'yeva, Chem Lab,
All-Union Inst of Tobacco and Nicotiana, Chair
of Chem, Krasnodar Pedagogical Inst, 4 1/2 pp

"Biokhim" Vol XIV, No 3

Detailed quantitative research for determining
malic acid, based on conversion of the acid into
fumarase which is obtained in the form of fumarate
of mercurous oxide, was made on vegetable materials,
particularly on the leaves of tobacco. Obtained

63/49T43

USGR/Medicine - Fumarase (Contd) May/Jun 49

Following data: Green tobacco contains from 5.5
to 13.8% malic acid; ~~red~~ tobacco, from traces
to 8.8%. Green mahorka contains 11.06%; cured
mahorka, about 5%. Submitted 15 May 48.

63/49T43

PYATNITSKIY, M. P., KIPRACH, L., REPIN, M.

Electrolysis

Electrolyzer-gas meter and its use in obtaining ethane. Khim. v shkole, no. 3, 1952.

9. Monthly List of Russian Accessions, Library of Congress, November ¹⁹⁵² ~~1953~~, Uncl.

PYATNITSKIY, M.P.

Effect of light on the organic acid changes in different
organs of depleted tobacco plants. M. P. Pyatnitskiy
Uchenye Zapiski Krasnodar. Gosudarst. Pedagog. Inst. MD
1953. No. 11, 100-22. Referat. Zhur. Khim. 1954, No.
... no days old, were kept in dark

created in the roots of the plants.
malic acids are not formed directly during the photosyn-
thesis. B. Wierbicki.

ПЯТНИСКИЙ, М. Т.

Antiscorbutic properties of leaves of citrus plants. M.
P. Pyatnitskiy. *Uchenye Zapiski Kazanskoi Gosudarst.
Polynoi. Inst.* 1953, No. 11, 123-7; *Referat. Zhur., Khim.*
1954, No. 2740. The yearly prunings of citrus trees
(leaves and shoots) are a source contg 0.1-1.0% vitamin C.
Distillations and concentrates of young citrus leaves contain
0.15-5% vitamin C, which after sweetening and acidifying
to counteract the bitter taste are suitable for clinical use.
M. Hosh.

PYATNITSKIY, M. P.

USSR.

✓ Nonbitter variety of the Himalayan cedar as a source of vitamin C. M. P. Pyatnitskiy, N. P. Pyatnitskiy, and D. I. Krasil'nikov. *Uchenye Zapiski Krasnodar. Gosudarst. Pedagog. Inst.* 1953, No. 11, 128-32; *Referat. Zhur., Khim.* 1954, No. 32568.—Needles of the Himalayan cedar possess a pleasant acidic taste, with a weak rosy odor, and contain 150-250 mg. % of vitamin C. A prepn. of the needle ext. and the conditions for cultivation of the cedar are described. E. Wierbicki

PIATNITSKIY, M.P. (g.Krasnodar); BABENKO, O. (g. Krasnodar):

Obtaining small quantities of potassium chlorate by the
action of chlorine on caustic potash. Khim. v shkole 10
no.6:51-52 N-D '55. (MLBA 9:1)
(Chemistry--Experiments)(Potassium chlorate)

PYATNITSKIY, M.P.; LAPKOVA, L.B.

Chemical mechanism of oxidation of furfurole by hydrogen
peroxide. Zhur. prikl. khim. 36 no.10:2290-2295 0 '63.
(MIRA 17:1)

LOGINOV, A., kand.pedagog.nauk; KOVACH, S.K. (g.Satanov, Khmel'nitskoy obl.); BAYEV, S.Ya., uchitel'; POPOVA, A.N., uchitel'nitsa; ZAMULIN, G.T.; YEMEL'YANOVA, T.I.; PYATNITSKIY, M.P.; YAROSHCHUK, N.A., uchitel'; CHISTYAKOV, V.M., uchitel'; LENSIN, A.S. (g. Novosibirsk); NOSKOV, V.I., (g.Feodosiya); RUD', K.A., uchitel'nitsa; VASIK, G.Ye., uchitel'; GAPONENKO, I.M.

Editor's mail. Khim. v shkole 15 no.3:73-78 My-Je '60. (MIRA 14:7)

1. Pedinstitut, g. Ulan-Bator (for Loginov).
2. Ordzhonikidzevskaya srednyaya shkola No.5, Stavropol'skiy kray (for Bayev).
3. Nikiforovskaya shkola sel'skoy molodezhi, Tambovskoy oblasti (for Popova).
4. Pedagogicheskiy institut g. Krasnodara (for Zamulin, Yemel'yanova, Pyatnitskiy).
5. Srednyaya shkola No.8, g. Vinnitsy (for Yaroshchuk).
6. Srednyaya shkola sovkhoza "Spartak" Saratovskoy obl. (for Chistyakov).
7. Srednyaya shkola No.14 g. Stalina (for Rud').
8. Shkola No.569 g. Moskvyy (for Vasik).
9. Pedagogicheskiy institut, g. Novozybkov (for Gaponenko).

(Chemistry--Study and teaching)

RYATNITSKIY, Mikhail Petrovich; NESTERENKO, Larisa Andreyevna;
STUKOVNIN, N.D., red.; MURASHOVA, V.A., tekhn. red.

[Concise laboratory manual on organic and biological
chemistry] Kratkii praktikum po organicheskoi i biologi-
cheskoi khimii. Izd.2., dop. Moskva, Vysshaya shkola,
1962. 101 p. (MIRA 15:7)
(Chemistry, Organic--Laboratory manuals)

PYATNITSKIY, M.P.
PYATNITSKIY, M.P.; GANINA, S.; GUDIMOVA, N. (Krasnodar)

Quantitative determination of oxygen in air. Khim. v shkole 13
no.1:48-50 Ja-F '58. (MIRA 10:12)
(Quantitative--Study and teaching)
(Air--Analysis)

DAMIR, A.M., prof.; PYATNITSKIY, M.V. [deceased]

Oxygen debit as an objective index of functional conditions of
the cardiopulmonary system in patients with mitral stenosis.
Terap.arkh. 33 no.4:13-18 '61. (MIRA 14:5)

1. Iz kafedry propedevtiki vnutrennikh bolezney pediatricheskogo
fakul'teta (zav. - prof. A.M. Demir) II Moskovskogo meditsinskogo
instituta imeni N.I. Pirogova.
(MITRAL VALVE—DISEASES) (SPIROSCOPY)

GRIBOV, A.N.; PYATNITSKIY, N.A.

Engineering characteristics of compensated electric power transmission lines. Trudy LPI no.242:57-66 '65.

(MIRA 18:8)

KRAYNEV, S.I.; PYATNITSKIY, N.P.; SELYUKOVA, M.N.

Catalase activity and osmotic resistance of erythrocytes in preserved human blood. Probl. gemat. i perel. krovi 5 no. 5:39-44 My '60.

(MIRA 14:1)

(ERYTHROCYTES) (CATALASE) (BLOOD—COLLECTION AND PRESERVATION)

PYATNITSKIY, N.P.
USSR/Human and Animal Physiology - Internal Secretion.

V-7

Abs Jour : Ref Zhur - Biol., No 4, 1958, 18410
Author : N.P. Pyatitskiy
Inst : The Kuban Medical Institute.
Title : Endemic Goiter in the Southeastern Areas of the Krasnodar
Region.
Orig Pub : Nauchn. tr. Kubansk. med. in-ta, 1957, 15, (28), 243-251
Abstract : No abstract.

Card 1/1

PYATNITSKIY, N.P., SELYUKOVA, M.Y.

Effect of nicotinic acid on pepsin and hydrochloric acid secretion
in the gastric juice in dog [with summary in English]. Vop. pit 17
no.4:20-24 Je-Ag '58 (MIRA 11:7)

1. Iz kafedry biokhimi (sav. prof. N.P. Pyatnitskiy) Kubanskogo
meditsinskogo instituta, Krasnodar.

(GASTRIC JUICE,

acidity & pepsin content, eff. of nicotinic acid in
dogs (Rus))

(NICOTINIC ACID, effects,

on gastric juice hydrochloric acid & pepsin contents
in dogs (Rus))

PYATNISKIY, M. P.

688. Determination of organic acids by dispersion chromatography on silica gel. M. P. Pyatniskiy and I. I. Kirpach. *Uch. Zap. Krasnodarsk. Gos. Ped. Inst.*, 1968, (18), 3-13; *Ref. Zhur. Khim.*, 1967, Abstr. No. 41,522. Quant. separation of succinic and malic acids is effected by dispersion chromatography on a column of washed silica gel slightly moistened with dil. H_2SO_4 . Butanol-chloroform (20:80, by vol.) elutes acids in the order —succinic, oxalic, malic, citric. Immediately after the citric acid, H_2SO_4 is eluted and interferes with the determination of citric acid. Oxalic acid is incompletely eluted. The chromatogram of a mixture of organic acids extracted from tobacco-plant leaves is very similar to the chromatogram of a mixture of the four acids citric, oxalic, malic and

6
1-4E-3d
1-4E4 j

PYATNITSKIY, N., inzhener.

New method of ventilating single-face longwalls. Mast.ugl.5 no.7:
16 JI '56. (MIRA 9:9)
(Moscow Basin--Mine ventilation)

PYATNITSKIY, N. N.

Pyatnitskiy, N. N. and Tsarenko, P. P. "Academician N. N. Burdenko and Soviet neurosurgery,"
Trudy Krymsk. med. in-ta im. Stalina, Vol. XII, 1948, p. 9-14.

SO: U-3850, 16 June 53, (Letopsis 'Zhurnal 'nykh Statey, No. 5, 1949)

PYATNITSKIY, N.N.; ZIN'KOV, M.L.

Pathophysiology of narcolepsy. Zh. nevropat. psikhiat., Moskva 53 no.3:
219-221 Mar 1953. (CML 25:1)

1. Clinic for Nervous Diseases of the Crimean Medical Institute.

PYATNITSKIY, N. N.

PYATNITSKIY, N. N.: "The pathogenesis of experimental nephritis." Second Moscow State Medical Inst imeni I. V. Stalin. Moscow, 1956. (Dissertation for the Degree of Candidate in Medical Science.)

Knizhnaya Letopis'
No 32, 1956. Moscow.

PYATNITSKIY, N.N.

Poliomyelitis in the Crimea. Zhur.nevr. i psikh. 56 no.5:370-374
'56. (MIRA 9:8)

1. Klinika nervnykh bolezney (zav. - prof. N.N.Pyatnitskiy) Krymskogo
meditsinskogo instituta imeni I.V.Stalina.
(POLIOMYELITIS, epidemiol.
in Crimea)

Pyatnitskiy, N.H.
PYATNITSKIY, N.H. (Moskva)

Glomerulonephritis as an inflammatory process [with summary in English]. Arkh.pat. 19 no.12:60-65 '57. (MIRA 11:2)

1. Iz kafedry patologicheskoy anatomii (sav. - deystvitel'nyy chlen AMN SSSR prof. I.V.Davydovskiy) II Moskovskogo gosudarstvennogo meditsinskogo instituta imeni N.I.Pirogova.

(GLOMERULONEPHRITIS, exper.

determ. of inflamm. in pathol. process)

(INFLAMMATION, exper.

determ. of inflammatory process in glomerulonephritis in rabbits)

PYATNITSKIY, N.N.; BYKOVA, V.P.; LIPKO, T.E.

Immunological analysis of experimental pilocarpine glomerulonephritis. Arkh. pat. 27 no.9:35-40 '65. (MIRA 18:12)

1. Kafedra patologicheskoy anatomii (zav.- deystvitel'nyy chlen AMN SSSR prof. I.V. Davydovskiy) II Moskovskogo meditsinskogo instituta imeni N.I. Pirogova i laboratoriya patologii starosti Instituta morfologii cheloveka (diraktor - deystvitel'nyy chlen AMN SSSR prof. A.P. Avtsyn) AMN SSSR. Submitted September 9, 1963.

GARBUZOV, A.G.; PYATNITSKIY, N.N.; PISKUNOV, A.K. (Moskva)

Presence of squalene in the human aorta. Arkh. pat. 27 no.6:
58-60 '65. (MIRA 19:1)

1. Kafedra patologicheskoy anatomii (zav. - deystvitel'nyy chlen
AMN SSSR prof. I.V. Davydovskiy) II Moskovskogo meditsinskogo
instituta imeni N.I. Pirogova i nauchno-issledovatel'skiy fiziko-
khimicheskii institut imeni L.Ya. Karpova (direktor - prof. Ya.M.
Kolotyркиn). Submitted November 15, 1963.

PYATNITSKIY, N. N.

DAVYOVSKIY, I. V.; DANILOVA, Y. M.; GULINA, L. A.; POPTOVSKAYA, L. Ya. 4
PYATNITSKIY, N. N.; TINIAKOV, Yu. G.; KHEKHELOVA, Z. Ye.; CHEBOKOVA, S. A.

Experimental morphological analysis of tissue systems of the body
in "decorticated" animals. Arkh. pat. 22 no. 8:18-34 '60.
(MIRA 14:1)

(CEREBRAL CORTEX)

USSR/Human and Animal Physiology. Excretion

T-7

Abs Jour : Ref Zhur - Biol., No 14, 1958, No 65350

Author : Pyatnitskiy N.N.

Inst :

Title : Glomerulonephritis as an Inflammatory Process

Orig Pub : Arkhiv patologii, 1957, 19, No 12, 60-65

Abstract : In experimental nephritis produced in rabbits by the injection of nephrotoxic serum, the adsorption of trypan blue and microbial bodies injected into the bloodstream was not observed in the renal tubules. A reduction in temperature, rather than hyperthermia, was detected in the cortical layer of the kidneys. The absence of these fundamental signs of inflammation provides grounds for denying the inflammatory nature of glomerulonephritis.

Card : 1/1

PYATNITSKIY, N.N.

Clinical aspects of aneurysms of the cerebral vessels [with
summary in French]. Zhur.nevr. i psikh. 57 no.8:986-987 '57.
(MIRA 10:11)

1. Kafedra nervnykh bolezney (sav. - prof. N.N.Pyatnitskiy)
Krymskogo meditsinskogo instituta, Simferepol'.
(BRAIN, blood supply,
aneurysm (Rus))

CA

114

PROCESS AND PROPERTIES INDEX

The effect of chronic injections of morphine on the nitrogenous balance of dogs. N. P. PYAINITZKII AND P. N. FEDOROV. *Zhur. ekspt. Biol. Med.* 11, 54-7(1929).— The N balance of the dog is unaffected by chronic injections of 0.01-0.02 g. of morphine. Dogs very rapidly develop tolerance. After this tolerance had been established the omission of the morphine injection brings about a neg. N balance. S. MONTUZZI

ASAC 51.4 METALLOGICAL LITERATURE CLASSIFICATION

147020 52

147020 52

147020 52

147020 52

PYATNITSKIY, N.N.; BYKOVA, V.P.; LIPKO, T.E. (Moskva)

Experimental model of glomerulonephritis induced without the administration of external protein agents. Arkh.pat. 23 no.5: 27-30 '61. (MIRA 14:6)

1. Iz kafedry patologicheskoy anatomii (zav. - deystvitel'nyy chlen AMN SSSR prof. I.V. Davydovskiy) II Moskovskogo meditsinskogo instituta imeni N.I. Pirogova i otdela eksperimental'noy biologii i patologii (zav. - prof. I.K. Yesipova) Instituta eksperimental'noy biologii i meditsiny Sibirskogo otdeleniya AN SSSR.

(KIDNEYS--DISEASES) (PILOCARPINE)

BITSADZE, Z.R., kand.med.nauk; PYATNITSKIY, N.N., dotsent

Results of plastic surgery of the ureter using the tuba uterina;
experimental study. Urologia no.3:35-39 '62. (MIRA 15:5)

1. Iz kafedry operativnoy khirurgii i topograficheskoy anatomii
(zav. - prof. G.Ye. Ostroverkhov) i kafedry patologicheskoy
anatomii (zav. - prof. I.V. Davydovskiy) II Moskovskogo meditsin-
skogo instituta imeni N.I. Pirogova.
(URETEROPLASTY) (FALLOPIAN TUBES—TRANSPLANTAION)

STARKOV, P.M., prof., red.; AKOPOV, I.E., prof., red.; KOSTIN, A.P.,
prof., red.; PYATNITSKIY, N.P., prof., red.; LATYSHEV, V.A.,
dots., red.; AGANYANTS, Ye.K., kand. med. nauk, red.

[Materials of the 14th Conference of Physiologists of the
Southern R.S.F.S.R.] Materialy Konferentsii fiziologov iuga
RSFSR Krasnodar, Vses. fiziologicheskoe ob-vo im. I.P.
Pavlova, 1962. 406 p. (MIRA 17:9)

1. Konferentsiya fiziologov yuga RSFSR. 14th, Krasnodar, 1962.
2. Kafedra normal'noy fiziologii Kubanskogo meditsinskogo
instituta, Krasnodar (for Aganyants).
3. Zaveduyushchiy kafedroy
farmakologii Kubanskogo meditsinskogo instituta, Krasnodar (for
Akopov).
4. Zaveduyushchiy kafedroy fiziologii zhitotnykh Kuban-
skogo sel'skokhozyaystvennogo instituta, Krasnodar (for Kostin).
5. Zaveduyushchiy kafedroy anatomii i fiziologii Krasnodarskogo
pedagogicheskogo instituta (for Latyshev).
6. Zaveduyushchiy
kafedroy biokhimii Kubanskogo meditsinskogo instituta, Krasnodar
(for Pyatnitskiy).
7. Zaveduyushchiy kafedroy normal'noy fizio-
logii Kubanskogo meditsinskogo instituta, Krasnodar (for Starkov).

PYATNITSKIY, N. P.

USSR.

✓ Nonbitter variety of the Himalayan cedar as a source of vitamin C. M. P. Pyatnitskii, N. P. Pyatnitskii, and D. I. Krasil'nikov. *Uchenye Zapiski Krainodar. Gosudarst. Pedagog. Inst.* 1953, No. 11, 128-32; *Referat Zhur., Khim.* 1954, No. 32558.—Needles of the Himalayan cedar possess a pleasant acidic taste, with a weak rosin odor, and contain 150-250 mg. % of vitamin C. A prepn. of the needle ext. and the conditions for cultivation of the cedar are described.
R. Wierbicki

PYATNITSKIY, N.P.

Simple method of formation of the Pavlovian stomach in dogs. Fisiol. zh.
SSSR 39 no.4:488-490 July-Aug 1953. (CML 25:1)

1. Department of Biological Chemistry of Kuban' Medical Institute,
Krasnodar.

PYATNITSKIY, N. P.

Simple method of pepsin determination in gastric juice. N. P. Pyatnitski (Kuban Med. Inst., Krasnodar). *Klin. Med.* 33, No. 4, 74-6(1955).—Equal vols. of an acetate buffer (42 g. NaOH, 400-500 cc. H₂O, soln. cooled, dild. with 115 cc. 80% HOAc and water to 1000 cc.; in volumetric flask, pH 5.0) and fresh cow milk are mixed thoroughly, the mixt. being stable for 2-3 weeks if kept cool. The test is carried out at 25°. One-tenth cc. of gastric juice is introduced into a test tube followed by 5 cc. of the acetate buffer-milk mixt. The time of mixing is noted. The tube is held in a slanted position and the moment when casein curds begin to appear is noted. A unit of pepsin is the amt. which coagulates 5 cc. of the acetate-buffer mixt. in 60 sec.

Chim Biochem

A. S. Mirkin

PYATNITSKIY, NIKOLAY P.

KRAYMOV, Sergey Ivanovich; PYATNITSKIY, Nikolay Petrovich; KUVSHINSKIY, M.N.,
redaktor; BUL'CHIKOVA, Yu.S., tekhnicheskiy redaktor

[Practical work in organic chemistry] Praktikum po organicheskoi
khimii. Moskva, Gos.izd-vo med.lit-ry, 1957. 93 p. (MLBA 10:10)
(Chemistry, Organic--Laboratory manuals)

PYATNITSKIY, N.P.; BRAYNEV, S.I.; KUTAKH, G.I.

Mechanism of the action of hydrogen sulfide baths. Vop. kur., fizioter.
i tech. fiz. kul't. 29 no.4:297-302 J1-Ag '64. (MIRA 18:9)

1. Kafedra biokhimi (zav. - prof. N.P.Pyatnitskiy) Kubanskogo
meditsinskogo instituta, Krasnodar.

PYATNITSKIY, N.P.

Comment to a review. Lab. delo no. 8:503-504 '64.
(MIRA 17:12)

1. Kafedra biokhimi (zaveduyushchiy- prof. N.P.Pyatnitskiy)
Kubanskogo meditsinskogo instituta, Krasnodar.

DNEPROVA, T.I.; PYATNITSKIY, N.P., prof., nauchnyy rukovoditel' raboty;
SERGIYENKO, I.N., prof., nauchnyy rukovoditel' raboty.

Diagnostic value of determining pepsin in the stomach contents
and uropepsin. Uch. zap. Stavr. gos. med. inst. 12:332-333 '63.
(MIRA 17:9)

KRAYNEV, Sergey Ivanovich; PYATNITSKIY, Nikolay Petrovich;
STUKOVNIN, N.D., red.; YEZHOVA, L.L., tekhn. red.

[Laboratory manual on organic chemistry] Praktikum po
organicheskoi khimii. Izd.2., perer. Moskva, Vysshaya
shkola, 1962. 173 p. (MIRA 16:7)
(Chemistry, Organic--Laboratory manuals)

PYATNITSKIY, N.P.; SELYUKOVA, M.N.

Effect of curds, and sour and fresh milk on the secretion of chymotrypsin and sodium carbonate in the pancreatic juice of dogs. Vop. pit. 19 no.2:45-48 Mr-Apr '60. (MIRA 14:7)

1. Iz kafedry biokhimii (zav. - prof. N.P.Pyatnitskiy) Kubanskogo meditsinskogo instituta, Krasnodar.

(MILK)

(CHYMOTRYPSIN)

(SODIUM CARBONATE)

(PANCREAS--SECRETIONS)

PYATNITSKIY, P.P.

[Money wages on collective farms] Denezhnaya oplata truda v kolkho-
zakh; sbornik statei. Moskva, Izd-vo M-va sel'khoz. RSFSR, 1960.
138 p. (MIRA 14:7)

(Collective farms--Income distribution)

PYATNITSKIY, P.P.

[Wages on collective farms]Denezhnaia oplata truda v kol-
khozakh; sbornik statei. [By] P.P.Piatnitskii i dr. Mo-
skva, Izd-vo M-va sel'.khoz.RSFSR, 1960. 138 p.
(MIRA 15:8)

(Collective farms--Income distribution)

PYATNITSKIY, P.P., starshiy nauchnyy sotr.; SAZONOV, V.V., red.; LEVINA,
L.G., tekhn. red.

[Answers to questions on the agricultural artel statute and collective farmers' wages] Otvety na voprosy po ustavu sel'skokhoziajstvennoi arteli i oplate truda kolkhoznikov. Moskva, Izd-vo M-va sel'.khoz.RSFSR, 1960. 182 p. (MIRA 14:11)

1. Institut Gosudarstva i prava AN SSSR (for Pyatnitskiy).
(Collective farms--Law and legislation)
(Collective farms--Income distribution)

PYSHKOV, Yu.V., inzh.

Control and standardization of atmospheric conditions in mines; review of publications. Izv.vys.ucheb.zav.; gor.zhur. no.2:81-88 '59. (MIRA 13:4)

1. Magnitogorskiy gornometallurgicheskiy institut imeni G.I. Nosova. Rekomendovana kafedroy gornykh robot i rudnichnoy ventilyatsii.

(Mine ventilation)

PYTEL', Anton Yakovlevich

[Pyelic refluxes and their clinical significance] Lokhanochno-
pochechnye refluksy i ikh klinicheskoe znachenie. Moskva,
Medgiz, 1959. 273 p. (MIRA 13:7)

(KIDNEYS---RADIOGRAPHY)

PYATNITSKIY, N.P.; PYATNITSKAYA, I.N.; RAKITINA, S.F.

Method of quantitative determination of pepsin and hydrochloric acid in a small Pavlov's pouch in dogs [with summary in English].
Biul.eksp.biol. i med. 44 no.9:10-15 S '57. (MIRA 10:12)

1. Iz kafedry biokhimii (zav. - prof. N.P.Pyatnitskiy) Kubanskogo meditsinskogo instituta (dir. - prof. V.K.Suprunov), Krasnodar.
Predstavlena deystvitel'num chlenom AMN SSSR V.N.Chernigovskim.

(GASTRIC JUICE,

acidity & pepsin in Pavlov's pouch, determ. (Rus))

(PEPSINS, determination

in Pavlov's pouch (Rus))

Pyatnitskiy, P.K.

DAVYDOV, I.S.; OKULOV, I.B.; GEDYK, P.K., inzhener, retsenzent;
PYATNITSKIY, P.K., ispolnyayushchiy ob"yazannosti glavnogo redaktora

[Calculation tables for semi-finished products used in the
machinery industry] Tablitsy dlia podscheta raskhoda materialov;
v pomoshch' normirovshchiku pri podschete vesa mashinostroitel'-
nykh materialov. Moskva, Gos. nauchno-tekhn. izd-vo mashino-
stroit. i sudostroit. lit-ry, 1954. 254 p. [Microfilm]
(MLRA 7:10)

1. Uralo-Sibirskoye otdeleniye Mashgiza (for Pyatnitskiy)
(Machinery industry--Tables, calculations, etc.)

P/PIATNITSKIY, P.P.

POKROVSKIY, Ivan Fedorovich; PIATNITSKIY, P.P., kand.yuridicheskikh nauk,
otvetstvennyy red.; KAZAKOVA, L.A., red.; ASTAKHOVA, I.V., tekhn.red.

[The machine-tractor station is the mainstay of State control of
collective farms] MTS - opornyi punkt gosudarstvennogo rukovodstva
kolkhozami. Otv.red. P.P.Piatnitskii. Moskva, Gos.izd-vo iurid.
lit-ry, 1957. 97 p. (MIRA 11:2)
(Machine-tractor stations)

FYATNITSKIY, PAVEL PETROVICH

N/5
722.101
.P92

ZAKONODATEL'STVO O RAZVITII OBSHCHESTVENNOGO ZHIVOTNOVODSTVA V
KOLKHOZAKH (LEGISLATION CONCERNING THE PROGRESS OF ANIMAL
HUSBANDRY IN KOLKHOZES) MOSKVA, GOSYURIZDAT, 1955.

125 P.

AT HEAD OF TITLE: AKADEMIYA NAUK SSSR. INSTITUT PRAVA.

BIBLIOGRAPHICAL FOOTNOTES.

RYATNITSKIY, F. F.

Oplata truda v kolkhozakh (Wages on collective farms) Moskva, Gosyurizdat, 1953. 93p.

SO: N/5
726.301
.p9

KAZANTSEV, N. D.; TURBINER, A. M. PAVLOV, I. V.: PYATITSKIY, P.P.
GRIGOR'YEV, V. K.: ISUPCV, K. N.

Agricultural Laws and Legislation

"Questions of collective farm and land law". Reviewed by Kalandadze, A., Izv AN
SSSR., Otd. ekon i prava, No. 1. 1952.

Monthly List of Russian Accessions. Library of Congress, August 1952. Unclassified.

PYATNITSKIY, P P

N/5
722.101
.P91

Dogovornyye otnosheniya MTS s kolkhozami (Contractual relationship of the
MTS with Kolkhozes) Moskva, Akademiya, 1955.

92 p.

Bibliographical footnotes.

At head of title: Akademiya Nauk SSSR, Institut Prava.

IVANITSKIY, Pavel Petrovich.

A collection of questions and answers on problems of the kolkhos law Moskva, Gos. izd-vo iurid. lit-ry, 1954. 414 p. (55-43080)

Law

1. Agriculture, Cooperative - Russia. 2. Agricultural laws and legislation - Russia.
I. Ivanitskii, G. G. ed

KAZANTSEV, N. D., TURUBINER, A. M. PAVLOV, I. V., PYATNITSKIY, P. P.,
GRIGOR'YEV, V. K., ISUPOV, K. N.

Agricultural Laws and Legislation

"Questions of collective farm and land law". Reviewed by Kalandadze, A., Izv
AN SSSR., Otd, ekon i prava, No. 1, 1952.

9. Monthly List of Russian Accessions. Library of Congress. August 1952. Unclassified.

2

PYATNITSKIY, S.S.

Mbr. Ukrainian Scientific Research Institute for Agricultural and Forest Improvement,
Khar'kov -1947-

"Pollination in Oaks and the Germination of the Pollen of the Stigmae," Dok. AN, 56,
No. 5, 1947.

PA 58773

PYATNITSKIY, S. S.

USSR/Medicine - Botany
Medicine - Pollen

May 1947

"Germination Conditions of the Pollen of Oak 'in Vitro'," S. S. Pyatnitskiy, 3 PP

"Dok Akad Nauk SSSR, Nova Ser" Vol LVI, No 6

Describes research on pollen of ten types of oak belonging to various sections of species Cerris. Gives results in tabular form. Submitted by Academician V. N. Sukachev, 19 Dec 1946.

58773

PYATNITSKIY, S.S.

27852. Pyatnitskiy, S. S. Samosev duba v kachestve posadochnogo materiala.
Les i step' 1949, No. 1, s. 85-88.

SO: Letopis' Zhurnal'nykh S'tatey, Vol. 37, 1949

PYATNITSKIY, S. S.

Oak

Results of selection work on oak. Trudy Inst. lesa 8. '51.

9. Monthly List of Russian Accessions, Library of Congress, September 1952/1953, Uncl.

PYATNITSKIY, S. S., Prof.

Acorns

Mass reproduction of hybrid acorns. Les. khoz. 5 No. 8, 1952.

Monthly List of Russian Accessions, Library of Congress, November 1952. UNCLASSIFIED.

1. PYATNITSKIY S. S.

2. USSR (600)

4. Oak

7. Experience in crossing cork oak (*Quercus suber* L.) with deciduous species.

Dokl. AN SSSR 87 No. 2. 1952

9. Monthly List of Russian Accessions, Library of Congress, February 1953. Unclassified.

PLATNITSKIY, S. S.

Breeding oak. Moskva, Goslesbumizdat, 1954. 147 p.

1. Oak.

PYATNITSKIY, S.S.

USSR/Forestry - Biology and Typology of the Forest.

K-2

Abs Jour : Ref Zhur - Biol., No 2, 1958, 5861

Author : Pyatnitskiy, S.S.

Inst : Khar'kov Agricultural Institute.

Title : Hardiness, Longevity, and Reproducibility of Steppe Forests

Orig Pub : Zap. Khar'kovsk. s.-kh. in-ta, 1955, 10, (47), 3-14

Abstract : The explanations of the lesser longevity of steppe forests as compared with forests of the forest zone should not be considered exhaustive inasmuch as they do not take into account the growth phase of the trees in calculating the environmental influence. By analysis with the cambium's change in productivity it has been established that forest plants on the steppe have a quicker phasal development than those of the wooded steppe and the forest zone. The tree's vitality here depends more upon its phasal development

Card 1/2

Card 2/2

COUNTRY : USSR
CATEGORY :

B-5

ABR. JOUR. : RZBiol., No. 1, 1950, No. 322

AUTHOR : Pyatnitskiy, S. S.
INST. : Khar'kov Agricultural Institute
TITLE : Hybrids Between Species of the Genus
Quercus L.

ORIG. PUB. : Zap. Khar'kovsk. s.-kh. in-ta, 1957, 16(53),
197-222

ABSTRACT : A brief review of systematics of the genus Quercus, and a synopsis of data concerning natural hybridization between different species of this genus. It is noted that at the present time there have been discovered 108 natural hybrids between species and subspecies, and a list of them is given. A synopsis is also presented of data concerning experimental hybridization in the genus Quercus. The author started work on hybridization of oak in 1937; up to 1957 he has carried out 195 (78 pollinations) from which 13 (7) acorns were obtained. In some of the combinations the percentage of acorn formation was as high as 50-60%. A table is included which shows to what extent

CARD: 1/4

27

Country : USSR
CATEGORY :

ABS. JOUR. : RZBiol., No. 1, 1959, No. 322

AUTHOR :
TITLE :

ORIG. PUB. :

ABSTRACT : the crossing of different species and groups of oak has been successful. Up to now there have been 147 artificially obtained hybrids between species and subspecies (a table is included). Of these, 8 are analogous to hybrids which arose spontaneously in nature. Altogether at the present time, there are 147 hybrids of the genus *Quercus*. A characterization is given of the F₁ hybrids of some of the combinations, from which it is apparent that, as a rule, the hybrids are of an intermediate nature. The author notes the greater influence of the maternal form. Not infrequently the F₁ exhibit the non-uniform nature of hybrids, which is due, apparently, to the hybrid-nature of the initial, parental forms. The hybrids show variability

WORD: 2/A

COUNTRY : USSR
CATEGORY :

H-5

ABB. JOUR. : REBiol., No. 1, 1959, No. 322

AUTHOR :
INST. :
TITLE :

ORIG. PUB. :

ABSTRACT : with age, mainly in morphology of the leaves. Data are presented concerning fruit-bearing of hybrids and of their offspring. It is emphasized that hybrids between species of oak bear well. The oaks developed by the author began to bear fruit at the age of 6-8 years; particularly productive are the Timiryazev's oak, Komarov's oak, and Vysotskiy's oak. In the second generation there is usually observed a complex separation of characteristics. Many of the natural and of the artificially produced oak hybrids show heterosis, for example, the oaks of Timiryazev and of Vysotskiy. Photosynthesis takes place much more intensely in the oak hybrids, than in the initial forms, which may be

CARD: 3/4

25

PYATNITSKIY, Sergey Sergeyevich

"Raising Of New Forms Of Oak By Hybridization."

report to be submitted for the Fifth World Forestry Congress, Seattle, Washington,
29-10 Sep 60

Dean, Forestry Faculty, Khar'kov Agricultural Institute.

PYATNITSKIY, S.S.; KOVALENKO, M.P.; LOKHMATOV, N.A.; TURKEVICH,
I.V.; STUPNIKOV, V.G.; SUSHCHENKO, V.P.; CHONI, G.P.;
KRYLOVA, V.I., red.; PEVZNER, V.I., tekhn.red.; DEYEVA,
V.M., tekhn. red.

[Vegetatively propagated forests] Vegetativnyi les. [By]
S.S.Piatnitskii i dr. Moskva, Sel'khozizdat, 1963. 447 p.
(MIRA 17:3)

FEDORENKO, S.I., *otv. red.*; BYALLOVICH, Yu.P., *nauchnyy sotr., red.*;
VOROB'YEV, D.V., *red.*; IZYUMSKIY, P.P., *nauchnyy sotr., red.*;
KOBENZSKIY, M.D., *red.*; KUCHERYAVYKH, Ye.G., *red.*; LAVRINENKO,
D.D., *red.*; NEDASHKOVSKIY, A.N., *red.*; PYATNITSKIY, S.S.,
red.; SAKHAROV, N.P., *red.*; SHCHEPOT'YEV, F.L., *red.*;
MASLOBOYSHCHIKOVA, A.S., *red.*; POTOTSKAYA, L.A., *tekhn. red.*

[Sheltered zone of the Dnieper] Zashchitnaia zona Dnepra.
Kiev, Izd-vo UASKhN, 1962. 191 p. (MIRA 16:4)

1. Kharkov. Ukrainskiy naukovy-doslidchyi instytut lisovo-
hospodarstva i agrolisomeliioratsii. 2. Ukrainskiy nauchno-
issledovatel'skiy institut lesnogo khozyaystva i agrolisome-
liioratsii (for Byallovich, Lavrinenko, Izyumskiy).
(Dnieper Valley--Windbreaks, shelterbelts, etc.)

PYATNITSKIY, Sergey Sergeevich, prof.; KAZAKOVA, Ye.D., red.;
TRUKHINA, O.N., tekhn. red.

[Handbook on tree breeding] Praktikum po lesnoi seleksii.
Moskva, Izd-vo sel'khoz. lit-ry, zhurnalov i plakatov, 1961.
270 p. (MIRA 15:4)
(Tree breeding)

PYATNITSKIY, Sergey Sergeyevich, prof., doktor sel'skokhoz.nauk; BEL'GARD,
A.L., prof., otv.red.; VAYNBERG, D.A., red.; ZADOROZHNYI, V.S., tekhred.

[Course in dendrology] Kurs dendrologii. Khar'kov, Izd-vo
Khar'kovskogo gos.univ. im. A.M.Gor'kogo, 1960. 421 p.
(MIRA 14:6)

(Trees)

CA

Velocity distribution of photoelectrons from composite cesium cathodes. A. L. Pyatnitskii and P. V. Timofeev. *Physik. Z. Sowjetunion* 9, 187-187 (1960). - The distribution depends on the structure of the cathode layer. The photoeffect appears to be due to photoionization in an adsorbed layer of alkali metal vapor. A. B. P. D.

3

PROCESSES AND PROPERTIES INDEX

8

Chloride, their occurrence and genesis. P. P. Pyatnitski. Trans. Geol. Hydrol. Geological Trust Ukraine: (Sopron) 1954, 3-44 (in English, 45-5).—The emerald deposits described in north-northeast of Sverdlovsk. Granites are cut by a diorite dike, metamorphosed locally to actinolite and biotite schist. The diorite is cut by thick monophasic granite-pegmatite dikes and injected along the schistosity by thin peritectic pegmatites, which have undergone deuteration. Si, K and F from pegmatites have reacted with the hornblende in the adjacent diorite to form a pair of biotite schist. Si and Ca have gone further and reacted with hornblende to give actinolite and, still further out, talc schist. Rare elements were introduced into the biotite schist, probably as boron, to form zircon, rutile, fluorite, beryl, emerald, tourmaline, opatite, chrysoberyl and phenacite. Chem. equations for the reactions are given. The Cr₂O₃ coloring the emerald is not necessarily derived from a basic wall rock, since Cr₂O₃ is found in small quantities in all rocks, including acid igneous rocks. A Cr₂O₃ concn. of 0.0001% in a pegmatite magma would be sufficient to produce emeralds. Descriptions of the other known emerald deposits of the world are given. R. H. Beckwith

ASB-35A METALLURGICAL LITERATURE CLASSIFICATION

FROM DIVISION

RECEIVED

DATE

WE

Handwritten text, possibly a name or title, is visible at the top of the page.



Energy Distribution of the Electrons and Dependence of Photoemission for Gas-Discharge Cathodes on the Angle of the Incidence of Light. A. Pyatkovskiy. *J. Phys., U.S.S.R.*, 1969, Vol. 9, No. 1, p. 64. Semitransparent photoathodes on a glass surface were used, and the emission found to depend on the angle of incidence, wavelength, and cathode structure. The largest increase was found for an angle of incidence of 70°, when illuminated by blue light. Abstract of a paper of the Acad. Sci., U.S.S.R.

PYATNITSKIY, S.S., prof.

[Methods of investigating natural regeneration by seed in Ukrainian steppe forests east of Dnieper] Metodika issledovaniia estestvennogo semennogo vozobnovleniia v lesakh, levoberezhnoi lesostepi Ukrainy. Sost. S.S.Piatnitskii. Khar'kov, 1959. 38 p. (MIRA 14:2)

1. Sel'skokhospoyatvennyy institut imeni V.V.Dokuchayeva.
2. Chlen-korrespondent Vsesoyuznoy akademii sel'skokhospoyatvennykh nauk im. V.I.Lenina (for Pyatnitskiy).
(Ukraine--Reforestation)

PYATNITSKIY, V., inzhener

A way of repairing cylinder blocks having hollow spaces in their
walls. Avt. transp. 33 no.4:36 Ap '55. (MIRA 8:7)
(Automobiles--Repairing)

SEPPAR, A.; PYATNITSKIY, V.; ZOSIMOVICH, Yu.

How is your production likely to develop? Koks i khim. no.3:59-60
'62. (MIRA 15:3)

1. Magnitogorskiy metallurgicheskiy kombinat (for Seppar).
(Coke industry)

L 24821-66 EWT(d)/EWP(e)/EWT(m)/EWP(v)/EWP(j)/T/EWP(k)/EWP(h)/EWP(l)/ETC(m)-6

ACC NR: AP6006956 IJP(c)(A) WW/RM/WH SOURCE CODE: UR/0381/65/000/006/0068/0076

AUTHORS: Savorovskiy, N. S.; Veremeyenko, S. V.; Pyatnitskiy, V. I.

ORG: VNIINK, Kishinev

TITLE: Some special construction features of an ultrasonic defectoscope DUK-12

SOURCE: Defektoskopiya, no. 6, 1965, 68-76

TOPIC TAGS: defectoscope, ultrasonics, fiber glass, electric circuit, electronic equipment/ DUK-12 defectoscope

ABSTRACT: The special features of an ultrasonic defectoscope DUK-12 are discussed. The device is used to investigate the physico-mechanical characteristics of fiber-glass parts and their acoustic characteristics in laminated structures. The block diagram of the instrument is shown in Fig. 1. It operates on the principle of sound wave reflections from the specimen at ultrasonic frequencies. Some of the operating characteristics of the instrument are: 0.8 Mcycle frequency, minimum area for defect identification, 20 mm² area, operating voltages of 24, 36, and 220 volts at 50-cycle frequency, weight 19 kg. The

Card 1/2

UDC: 620.179.16

L 24821-66

ACC NR: AP6006956

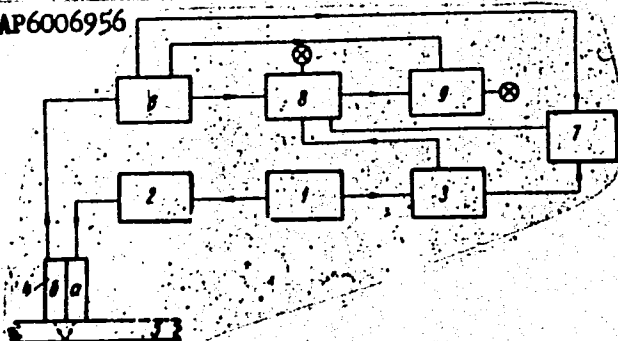


Fig. 1. Block diagram of defectoscope DUK-12.
 1 - synchronizer; 2 - radio pulse generator; 3 - time-base generator; 4 - ultra-sonic scanner (a - emitter, b - receiver); 5 - specimen; 6 - receiver; 7 - cathode-ray tube; 8 - automatic defect recorder; 9 - automatic acoustic contact signal indicator.

receiver and scanner of the defectoscope are discussed in some detail. The receiver consists of three units: radio-pulse amplifier, a detector, and a video-amplifier. Orig. art. has: 4 figures.

SUB CODE: 14/ SUBM DATE: 02Sep65/ ORIG REF: 006/ OTH REF: 002

Card 2/2

ACC NR: AM6014906

Monograph

UR/

Savorskiy, Nikolay Semenovich; Pyatnitskiy, Vladimir Iosifovich; Veremeyenko, Stanislav Vladimirovich

Ultrasonic flaw detection in structural glass plastics (Ul'trazvukovaya defektro-skopiya konstruktsionnogo stekloplastika) Leningrad, 1965. 23 p. illus., biblio.

Series note: Leningradskiy dom nauchno-tekhnicheskoy propagandy.. Proizvodstvennyy opyt. Seriya: Elektrofizicheskiye i elektrokhimicheskiye metody obrabotki metallov.

TOPIC TAGS: reinforced plastic, ultrasonic inspection, DUK 12 flaw detector ultrasonic flaw detection, *glass fiber, ultrasonic equipment* / 12

PURPOSE AND COVERAGE: This pamphlet describes the DUK-12 ultrasonic flaw detector developed at the All-Union Scientific Research Institute for Non-destructive Testing and Quality Control (VNIINK), Kishinev. It serves as a flaw detector and thickness gauge of glass fiber reinforced plastics used for structural materials. The minimum surface is 20 mm², the thickness range is 3 to 30 mm, power source requirement is 200 w, operational frequency is 0.8 Mc, and the screen is 120 mm in diameter. The DUK-12 was approved for serial production at the "Elektrotoch-pribor" Plant, Kishinev, as the first Soviet device for quality control of glass fiber reinforced plastics.

Card 1/2

UDC 678.5:677.521:620.179.16

ACC NR: AM6014906

TABLE OF CONTENTS: none

SUB CODE: 1110/ SUBM DATE: none/ ORIG REF: 005/ OTH REF: 005/

Card 2/2

L 22003-66 EWT(d)/EWT(m)/EWP(c)/EWP(v)/EWP(j)/T/EWP(k)/EWP(l)/ETC(m)-6 IJP(c)

ACCESSION NR: AP5024509 WW/RM UR/0191/65/000/010/0044/0052

678.06-419:677.521.019

AUTHOR: Pyatnitskiy, V. I.; Savorovskiy, N. S.

55
B

TITLE: Recent means of flaw detection in certain fiberglass structures

SOURCE: Plasticheskiye massy, no. 10, 1965, 44-52

TOPIC TAGS: fiberglass, ultrasonic flaw detector, nondestructive test, quality control, ultrasonic inspection, x ray analysis

ABSTRACT: A number of nondestructive methods for detecting flaws in fiberglass are evaluated to determine the best means for quality control. The ultrasonic echo method may be expediently used for inspecting glued joints and for quality control of different bulky structures. Vibration control methods are recommended for checking the quality of gluing metal, wood and concrete structures with fiberglass and other plastics. The ultrasonic shadow method is recommended for quality control of small articles and mass production items. Thickness of material at any point in the structure can be determined accurately by the ultra-

Card 1/2

L 22003-66

ACCESSION NR: AP5024509

sonic resonance method. The size of cracks in cemented joints after covering with connecting patches can best be determined by x-raying. Orig. art. has: 10 figures

ASSOCIATION: None

SUBMITTED: 00

ENCL: 00

SUB CODE: 11,20

NR REF SOV: 007

OTHER: 002

Card 2/2 BK

DOBROKHOTOVA, I.A.; PYATNITSKIY, V.I.

Need to consider the method of field induction and the effect of an intrusive medium in the low-frequency inductive method of geophysical prospecting. Geofiz. razved. no.8:67-81 '62.

(MIRA 15:7)

(Electromagnetic prospecting)

PYATNITSKIY, V.I.; SAVOROVSKIY, N.S.

Modern means for detecting defects in some structures made from glass
plastics. Plast. massy no.10:44-52 '65. (MIRA 18:10)

PYATNITSKIY, V.I.

Certain results of work involving the method of dipole low-
frequency inductive profiling. Geofiz. razv. no. 15:115-128
'64. (MIRA 17:7)

PYATNITSKIY, V.I.

Using the amplitude and phase measurement method at the Gorevskoye
polymetallic deposit. Geofiz.razved. no.4:106-119 '61. (MIRA 14:7)
(Electromagnetic prospecting)

PYATNITSKIY, V.K.

Practice in determining depths, sizes and the magnetization
of the sources of magnetic anomalies. Trudy SNIIGGIMS no. 30:
150-153 ' 64 (MIRA 19:1)

PYATNITSKIY, V.K.

Interpretation of the curves of the horizontal gradients of magnetic anomalies. Trudy SNIIGGIMS no.27:145-152 '62. (MIRA 16:9)

1. Sibirskiy nauchno-issledovatel'skiy institut geologii, geofiziki i mineral'nogo syr'ya.

(Magnetic prospecting)

GRUSHIN, M.P.; PYATNITSKIY, V.K.

Structure of the basement of the Yenisey Valley portion of
the West Siberian Plateau and western part of the Siberian
Platform according to geophysical data. Trudy SNTIGGMS
no. 30:154-166 ' 64. (MIRA 19:1)

PYATNITSKIY, V.K.

Method for calculating the depth of the occurrence and magnetization of the sources of magnetic anomalies. Razved. i okh. nedr 30 no.12:36-40 D '64. (MIRA 18:4)

1. Sibirskiy nauchno-issledovatel'skiy institut geologii, geofiziki i mineral'nogo syr'ya.

PYATNITSKIY, V.K.

Determination of basic parameters of a magnetic body. Trudy SMIIGGIMS
no.27:153-164 '62. (MIRA 16:9)

1. Sibirskiy nauchno-issledovatel'skiy institut geologii, geofiziki
i mineral'nogo syr'ya.
(Magnetic prospecting)

L 19299-63 EWT(1)/EDS AFFTC/ESD-3 TF
ACCESSION NR: AR3006560 S/0169/63/000/008/D022/D022

~~XB~~

SOURCE: RZh. Geofizika, Abs. 8D143

AUTHOR: Pyatnitskiy, V. K.

TITLE: On the interpretation of curves of horizontal gradients of magnetic anomalies ¹²

CITED SOURCE: Tr. Sibirsk. n.-i. in-ta geol., geofiz. i mineral'n. syr'ya, vy*p. 27, 1962, 145-152

TOPIC TAGS: magnetic anomaly, vertical gradient, horizontal gradient, magnetic field, vertical component

TRANSLATION: The direct problem of calculating horizontal gradients of the magnetic field (vertical component and ΔT) for certain shaped bodies (infinite cylinder, pole, sphere, strata with infinite strike) is examined. A table of values for some characteristic points of curves of the horizontal gradient for the bodies under consideration is given. Considered is the problem of determining the bedding depth and thickness of the sheetlike bodies according to the

Card 1/2

L 19299-63

ACCESSION NR: AR3006560

abscissa of the point of the horizontal gradient's maximum value. Coefficients
for the formula used in the calculations for theoretical bodies are given in a
table. M. Lapina.

DATE ACQ: 06Sep63

SUB CODE: PH

ENCL: 00

Card 2/2