

SUS, Nikolay Ivanovich, professor, redaktor; OZEROV, V.N., redaktor;
FEDOTOVA, A.F., tekhnicheskii redaktor

[Land improvement through afforestation] Agrolesomeliortsia.
Moskva, Gos. izd-vo selkhoz. lit-ry, 1956. 510 p. (MLBA 9:11)
(Afforestation) (Forest influences)

MARKOV, P.V., kandidat sel'skokhozyaystvennykh nauk starshiy nauchnyy
sotrudnik; DANILOVA, G.V., inzhener; ALEKSEYEV, N.A., inzhener;
~~OZKROV, V.H.~~ redaktor; PERESYPKINA, Z.D., tekhnicheskiy redaktor;
PEVZNER, V.I., tekhnicheskiy redaktor

[Agricultural reclamation work; based on data from the All-Union
Agricultural Exhibition] Sel'skokhoziaistvennye melioratsii; po
materialam Vsesoiuznoi sel'skokhoziaistvennoi vystavi. Moskva,
Gos. izd-vo selkhoz. lit-ry, 1956. 511 p. (MLRA 9:11)

1. Vsesoyuznyy nauchno-issledovatel'skiy institut gidrotekhniki i
melioratsii (for Markov)
(Reclamation of land)

SUKHOV, Vladimir Ivanovich, professor doktor tekhnicheskikh nauk; YUROVSKIY, Ya.I., dotsent, kandidat tekhnicheskikh nauk; LIODT, G.H., professor, doktor geograficheskikh nauk [deceased]; NIKISHEV, M.I., starshiy nauchnyy sotrudnik, kandidat geograficheskikh nauk; OZEROV, V.N., redaktor; SOKOLOVA, N.N., tekhnicheskiy redaktor

[Compiling agricultural maps] Sostavlenie sel'skokhoziaistvennykh kart. Pod red. V.I.Sukhova. Moskva, Gos,izd-vo sel'khoz.lit-ry, 1957. 263 p. (MLRA 10:9)
(Agriculture--Maps)

OZEROV, V. N.

MEJVEDEV, Pavel Ivanovich; OZEROV, V.N., red.; PAVLOVA, M.M., tekhn.red.;
FEDOTOVA, A.F., tekhn.red.

[Physical and colloidal chemistry; a brief course] Fizicheskaia
i kolloidnaia khimiia; kratkii kurs. Izd.2-oe, perer. Moskva,
Gos.izd-vo sel'khoz.lit-ry, 1957. 317 p. (MIRA 11:1)
(Chemistry, Physical and theoretical) (Colloids)

OZEROV V. N.

SHAL'KO, Vasily Sergeevich; OZEROV, V.N., red. ZUBRILINA, Z.P., tekhn.
red.

[Handling and processing agricultural products] Tekhnologiya sel'sko-
khoziaistvennykh produktov. Moskva, Gos. izd-vo sel'khoz. lit-ry,
1957. 431 p. (MIRA 11:4)
(Farm produce)

?

KOBAZEV, Ivan Andreyevich; ~~OZEROV~~, V.N., red.; MAKHOVA, N.N., tekhn. red.;
ZUBRILINA, Z.P., tekhn. red.

[Practical laboratory exercises in organic chemistry] Laboratorno-
prakticheskie zaniatia po organicheskoi khimii. Moskva, Gos.
izd-vo sel'khoz. lit-ry, 1958. 187 p. (MIRA 11:7)
(Chemistry, Organic—Laboratory manuals)

GLUSHCHENKO, I.Ye., red.; NUZHIDIN, N.I., red.; PASHINSKAYA, T.N., red.;
PREZENT, I.I., red.; FEYGINSON, N.I., kand.sel'skokhoz.nauk, red.;
OZEROV, V.N., red.; ZUBRILINA, Z.P., tekhn.red.

[Achievements in the field of biological sciences; materials of the anniversary session of the All-Union Academy of Agricultural Sciences dedicated to the centennial of L.V.Michurin's birth] Dostizhenia biologicheskoi nauki; materialy iubileinoi sessii VASKhNIL, posvia-shchennoi 100-letiu so dnia rozhdenia I.V.Michurina. Pod red. I.E. Glushchenko i dr. Moskva, Gos.izd-vo sel'khoz.lit-ry, 1958. 374 p.

(MIRA 12:10)

1. Vsesoyuznaya akademiya sel'skokhozyaystvennykh nauk imeni V.I. Lenina. 2. Moskovskiy gosudarstvennyy universitet, kafedra genetiki i selektsii (for Feyginson).

(Biology)

NESTEROV, Valentin Grigor'yevich; OZEROV, V.N., red.; BALLOD, A.I., tekhn.
red.

[Forestry] Lesovodstvo, Moskva, Gos. izd-vo sel'khoz. lit-ry, 1958.
463 p. (MIRA 11:10)

(Forests and forestry)

UDACHIN, Sergey Aleksandrovich, prof., red.; OZEROV, V.N., red.;
ZUBRILINA, Z.P., tekhn.red.

[Planning the utilization of land] Zemleustroitel'noe proekti-
rovanie. Izd.3., perer. i dop. Moskva, Gos. izd-vo sel'khoz.
lit-ry, 1958. 512 p. (MIRA 12:1)

(Land) (Farm management)

MEZHENNYY, Yakov Filippovich; OZEROV, V.N., red.; PEVZNER, V.I.,
tekhn.red.; PROKOPIYEV, V.N., tekhn.red.

[Laboratory manual in physical and colloidal chemistry]
Laboratornyi praktikum po fizicheskoi i kolloidnoi khimii.
Moskva, Gos.izd-vo sel'khoz.lit-ry, 1959. 326 p.

(MIRA 12:11)

(Chemistry, Physical and theoretical--Laboratory manuals)
(Colloids)

CHIZHEVSKIY, Mikhail Grigor'yevich, prof., doktor sel'skokhoz.nauk;
AVAYEV, M.G., dotsent; ZHELTIKOV, S.A., dotsent; KISELEV, A.N.,
dotsent; PETERBURGSKIY, A.V., prof.; GROKHOVSKIY, M.I., dotsent;
OZEROV, V.N., red.; BACHURINA, A.M., tekhn.red.; BALLOD, A.I.,
tekhn.red.

[Agriculture with principles of soil science] Zemledelie s osno-
vami pochvovedeniia. Pod red. M.G.Chizhevskogo. Izd.2., perer.
Moskva, Gos.izd-vo sel'khoz.lit-ry, 1959. 431 p.

(MIRA 13:7)

(Agriculture)

(Soils)

SHAROV, Ivan Aleksandrovich, akademik; OZEROV, V.N., red.; KRZHIZHA-
NOVSKAYA, G.V.; ZUBRILINA, Z.P., tekhn.red.

[Operation of hydraulic land-improvement systems] Eksploatatsia
gidromelliorativnykh sistem. Izd.2., ispr. 1 dop. Moskva, Gos.
izd-vo sel'khoz.lit-ry, 1959. 576 p. (MIRA 12:8)
(Irrigation) (Drainage)

TURKIN, Vladimir Aleksandrovich [deceased]; SHIROKOV, Ye.P.; SABUROV, N.V., prof., red.; OZEROV, V.N., red.; PROKOF'YEVA, L.N., tekhn.red.

[Storing and processing of fruits and vegetables; practical studies] Khranenie i pererabotka plodov i ovoshchei; prakticheskie zaniatiia. Pod red. N.V.Saburova. Moskva, Gos.izd-vo sel'khoz.lit-ry, 1960. 229 p. (MIRA 13:12)
(Fruit--Storage) (Vegetables--Storage)
(Canning and preserving)

KARUMIDZE, Semen Aleksandrovich, prof.; CHELYSHKIN, Yu.G., red.;
OZEROV, V.N., red.; GUREVICH, M.M., tekhn.red.

[Fundamentals of chemical protection of plants] Osnovy khimicheskoi zashchity rastenii. Moskva, Gos.izd-vo sel'khoz. lit-ry, 1960. 268 p. (MIRA 13:7)
(Agricultural chemicals) (Plants, Protection of)

MAYSURIAN, Nikolay Aleksandrovich, akademik; OZEROV, V.N., red.;
DEYEVA, V.M., tekhn.red.

[Plant growing; laboratory exercises] Rasteniievodstvo; laboratornyye zaniatiia. Izd.4., perer. i dop. Moskva, Gos.izd-vo sel'khoz.lit-ry, 1960. 382 p. (MIRA 13:12)

1. Vsesoyuznaya akademiya sel'skokhozyaystvennykh nauk imeni V.I. Lenina (for Maysuryan).
(Field crops)

KUL'MAN, Avgust Gustavovich; REBINDER, P.A., akademik, retsentsent;
GLADILOVICH, B.R., dots., retsentsent; TRAVITSKAYA, E.O.,
dots., retsentsent; OZEROV, V.N., red.; CHELYSHKIN, Yu.I.,
red.; DEYEVA, V.M., tekhn. red.; BALLOD, A.I., tekhn. red.

[General chemistry] Obshchaia khimia. Moskva, Izd-vo sel'khoz.
lit-ry, zhurnalov i plakatov, 1961. 566 p. (MIRA 14:12)
(Chemistry)

ANDREYEV, Nikolay Gavrilovich, prof., doktor sel'skokhoz.nauk;
GRACHEVA, V.S., red.; OZEROV, V.H., red.; PEVZNER, V.I.,
tekh.red.

[Meadow cultivation] Lugovodstvo. Moskva, Gos.izd-vo
sel'khoz.lit-ry, 1961. 567 p. (MIRA 14:4)
(Pastures and meadows)

SAZANOV, Viktor Ivanovich, prof., doktor sel'khoz.nauk; GOLOVNEV, A.A. ,
spets. red.; OZEROV, V.N., red.; GUREVICH, M.M., tekhn. red.

[Agricultural experimentation in plant growing and the methods
used] Sel'skokhoziaistvennoe opytное delo v rastenievodstve i
ego metodika. Moskva, Sel'khozizdat, 1962. 111 p.

(MIRA 16:2)

(Field experiments)

ISAIN, Vladimir Nikolayevich; OZEROV, V.N., red.; BALLOD, A.I.,
tekh. red.

[Fundamentals of botany] Osnovy botaniki. Izd.2. Moskva,
Sel'khozizdat, 1962. 175 p. (MIRA 15:6)
(Botany)

ACCESSION NR: AT4026354

S/0000/62/000/000/0181/0189

AUTHOR: Fedotenkov, A. G.; Ozerov, V. N.

TITLE: Output device of a long-term capacitance memory (DEZU) using parametrons

SOURCE: Konferentsiya po obrabotke informatsii, mashinnomu perevodu i avtomaticheskomu chteniyu teksta. Moscow, 1961. Vy*chislitel'naya i informatsionnaya tekhnika (Information processing and computer technology); sbornik materialov konferentsii. Moscow, 1962, 181-189

TOPIC TAGS: memory, parametron, capacitance memory, resonance, semiconductor, circuit design

ABSTRACT: The article opens with a discussion of the phenomenon of paramagnetic resonance in nonlinear systems. Ferrite semiconductor parametrons for the high and ultra high frequency bands are referred to as one of the most promising elements applicable to the development of computers. The parametron is briefly described and it is noted that, by controlling the phase, which is the information carrier, the parametron is employed in the same manner as a number of other systems with two steady states. The author discusses, in connection with the development of variable-inductance parametrons with ferrites, the use of these instruments as parametric generators with phase

Card

1/3

ACCESSION NR: AT4026354

synchronization from signals received from a long-term capacitance memory device (DEZU). The latter is described as "units with cards for the storage of information." The condition of parametric resonance is described and the problem of the choice of material is discussed. The authors found it advisable to use nickel-zinc oxifers with an initial magnetic permeability in the order of 1000 - 2000. The manufacture of the parametrons (consisting of two toroidal cores with windings and a capacitance) and the operational mode (both continuous excitation and with radio-pulse feed) are discussed. Investigations showed that when using oxifer-2000, the characteristics of the parametron in pulse operation are identical to those obtained with continuous operation. In the course of the experiments different regimes or modes were developed for ferrites of different types. Data are given for a P62 parametron using oxifer-2000 cores measuring 7 x 4 x 2 mm. After the preliminary tests described above, work was conducted on a working model of a long-term capacitance memory device (DEZU), with the next problem consisting of the development of parametrons as generators with phase synchronization from the readout signals received from the memory (DEZU). It is shown that the DEZU output provides small signals which cannot be used without preliminary amplification. On the other hand, the use of parametrons at the output makes it possible, in the first place, to obtain signals at least one order greater in comparison with resonance circuits and, in the second place, to terminate the parametron output in low-ohm loads, which is impossible with resonance circuits. Further details are given.

Card: 2/3

ACCESSION NR: AT4026354

regarding possible techniques to be used in matching the parametron with the memory output and expectable performance data of such a system. Orig. art. has: 10 figures.

ASSOCIATION: None

SUBMITTED: 00

DATE ACQ: 16Apr64

ENCL: 00

SUB CODE: IE, CP

NO REF SOV: 005

OTHER: 000

3/3

Card

UDACHIN, S.A., prof.; TSFASMAN, Ya.M., dots.; CHESHIKHIN, G.V., prof.;
PROKURONOV, N.I., prof.; GOROKHOV, G.I., prof.; BURIKHIN, N.N.,
prof.; OZEROV, V.N., red.; DEYEVA, V.M., tekhn. red.

[Planning land utilization] Zemleustroitel'noe proektirovanie.
Izd.4., perer. i dop. Moskva, Sel'khozizdat, 1962. 463 p.
(MIRA 15:11)

(Rural planning)

SHAMAL'KO, Vasilii Sergeevich; OZEROV, V.N., red.; DEYEVA, V.M.,
tekhn. red.

[Technology of agricultural products] Tekhnologiya sel'skokho-
ziaistvennykh produktov. Izd.2., ispr. i dop. Moskva, Izd-vo
sel'khoz. lit-ry, zhurnalov i plakatov, 1962. 447 p.
(MIRA 15:5)

(Farm produce)

ISAIN, Vladimir Nikolayevich; OZEROV, V.N., red.; TETYUREVA, I.V.,
red.; PEVZNER, V.I., tekhn. red.; SOKOLOVA, N.N., tekhn.
red.

[Botany] Botanika. 8., pered. izd. Moskva, Sel'khozizdat,
1963. 503 p. (MIRA 16:5)

(Botany)

KOVALEV, N.D., prof.; ATROSHENKO, M.D., dots.; DFKONNOR, A.V., dots.;
LITVINENKO, A.N., dots.; OZEROV, V.N., red.; CHERMENSKIY,
A.D., red.; GONCHAROVA, T.I., tekhn. red.; DEYEVA, V.M., tekhn.
red.

[Fundamentals of farming and plant growing] Osnovy zemledel'ia
i rastenievodstva. [By] N.D.Kovalev i dr. Moskva, Sel'khoziz-
dat, 1963. 566 p. (MIRA 17:3)

PETERBURGSKIY, Aleksandr Vasil'yevich, doktor sel'khoz. nauk, prof.;
OZEROV, V.N., red.; KOREYSHO, Ye.G., red.; FEDOTOVA, A.F.,
tekh. red.

[Laboratory manual on agricultural chemistry] Praktikum po
agronomicheskoi khimii. Izd.5., perer. i dop. Moskva, Sel'-
khozizdat, 1963. 591 p. (MIRA 16:9)
(Agricultural chemistry--Laboratory manuals)

PRYANISHNIKOV, Dmitriy Nikolayevich, akademik [deceased]; MAYSURIAN, N.A.;
PETERBURGSKIY, A.V.; OZEROV, V.N., red.; SHLEPANOV,
V.M., red.; PROKOF'YEVA, L.N., tekhn. red.; BALLOD, A.I., tekhn. red.

[Selected works in three volumes] Izbrannye sochinenia v
trekh tomakh. Moskva, Sel'khozizdat. Vol.1. [Agricultural
chemistry] Agrokhimia. 1963. 735 p. Vol.2. [Specialized
agriculture (field crops)] Chastnoe zemledelie (rasteniia
polevoi kul'tury). 1963. 712 p. (MIRA 16:11)
(Plants--Nutrition) (Fertilizers and manures)
(Field crops)

GOLOBEV, Ivan Fedorovich, prof.; OZEROV, V.N., red.

[Soil science with the fundamentals of geobotany] Pochvo-
vedenie s osnovami geobotaniki. Moskva, Kolos, 1964.
398 p. (MIRA 18:1)

VITKEVICH, V.I., prof.; OZEROV, V.N., red.

[Fundamentals of agricultural meteorology] Osnovy sel'sko-
khoziaistvennoi meteorologii. Izd.2. Moskva, Izd-vo
"Kolos," 1964. 303 p. (MIRA 17:5)

ANDROSIK, A.S., dots.; SHMAL'KO, V.S., dots.; OZEROV, V.N., red.

[Laboratory manual on the technology of agricultural products] Laboratornyi praktikum po tekhnologii sel'sko-khoziaistvennykh produktov. Moskva, Izd-vo "Kolos," 1964.
190 p. (MIRA 17:5)

VITKEVICH, V.I., prof.; OZEROV, V.N., red.

[Fundamentals of agricultural meteorology] Osnovy sel'sko-
khoziaistvennoi meteorologii. Izd.2. Moskva, Izd-vo
"Kolos," 1964. 303 p. (MIRA 17:5)

MAYSURYAN, N.A., akademik; OZEROV, V.N., red.

[Plant culture; laboratory and field exercises] Rastenievodstvo; laboratorno-prakticheskie zaniatiia. Izd.5., perer. i dop. Moskva, Izd-vo "Kolos," 1964. 398 p.
(MIRA 17:7)

1. Vsesoyuznaya akademiya sel'skokhozyaystvennykh nauk im. V.I.Lenina (for Maysuryan).

PLESHKOV, Boris Pavlovich; KLECHKOVSKIY, V.M., akademik; OZEROV,
V.N., red.; SHLEPANOV, V.M., red.

[Biochemistry of agricultural plants] Biokhimiia sel'sko-
khoziaistvennykh rastenii. Moskva, Koles, 1965. 446 p.
(MIRA 18:8)

1. Vsesoyuznaya akademiya sel'skokhozyaystvennykh nauk
imeni V.I.Lenina (for Klechkovskiy).

MAYSURIAN, N.A., akademik; STEPANOV, V.N., prof.; KUZNETSOV, V.S.,
dots.; LUK'YANYUK, V.I., dots.; CHERNOHAZ, F.A., dots.;
OZEROV, V.N., red.

[Plant growing] Rasteniievodstvo. Izd.2., perer. [By] N.A.
Maisurian i dr. Moskva, Kolos, 1965. 471 p.
(MIRA 18:4)

LYSOGOROV, Sergey Dmitriyevich, prof., doktor sel'khoz. nauk;
OZEROV, V.N., red.; CHELYSHKIN, Yu.G., red.

[Irrigation farming] Oroshaemoe zemledelie. Izd.2., pered.
Moskva, Kolos, 1965. 454 p. (MIRA 18:5)

BUZILOV, Ivan Alekseyevich; OZEROV, V.S., red.; TIKHONOVA, I.M.,
tekh.red.

[Leningrad efficiency promoters work for the country] Lenin-
gradskie ratsionalizatory - Rodine. Leningrad, Lenizdat, 1959.
30 p. (MIRA 13:3)

1. Zamestitel' nachal'nika otdela ratsionalizatsii i izobre-
tatel'stva tekhnicheskogo upravleniya Lensovnarkhoza (for Buzilov).
(Leningrad--Efficiency, Industrial)

GOLOVANOV, Sergey Sergeevich; OZEROV, V.S., red.; LEVONEVSKAYA, L.G.,
tekh.n.red.

[Leningrad Province in the seven-year plan] Leningradskaya
oblast' v semiletke. Leningrad, Lenizdat, 1959. 71 p.
(MIRA 13:1)

1. Predsedatel' Leningradskoy oblastnoy planovoy komissii
(Lenoblplan) (for Golovanov).
(Leningrad Province--Economic policy)

SHIRYAKOV, Aleksandr Aleksandrovich; NOSOV, F.V., doktor istor.nauk,
red.; OZEROV, Y.S., red.; POL'SKAYA, R.G., tekhn.red.

[Period of the large-scale building of communism] Period razvernuto-
togo stroitel'stva kommunizma. Pod obshchei red. F.V.Nosova.
Leningrad, Lenizdat, 1960. 32 p. (MIRA 14:3)
(Russia--Economic conditions) (Russia--Industries)

LABZINA, Aida Alekseyevna; OZEROV, V.S., red.; PRESNOVA, V.A., tekhn.
red.

[Creative alliance of science and labor] Tvorcheskii soiuz
nauki i truda. Leningrad, Lenizdat, 1961. 56 p.
(MIRA 15:10)

(Leningrad--Technological innovations)
(Leningrad--Industrial management)

KUZNETSOV, Pavel Ivanovich; OZEROV, V.S., red.; SHERMUSHENKO, T.A., tekhn.
red.

[People and army are a single family] Narod i armia - edizia ser'ia.
Leningrad, Lenizdat, 1961. 158 p. (MIRA 14:11)
(Russia-- Army--Military life)

ZHILKIN, Nikolay Stepanovich; OZEROV, V.S., red.; PRESNOVA, V.A.,
tekhn. red.

[A national cause]Vsenarodnoe delo... Leningrad, Lenizdat,
1962. 48 p. (Reshenia XXII s"ezda KPSS - v zhizn' !)
(MIRA 15:9)

(Leningrad Province—Agriculture)

FEDOROV, Igor' Borisovich; OZEROV, V.S., red.; TIKHONOVA, I.M.,
tekh. red.

[For the good of man] Na blago cheloveka. Leningrad, Len-
izdat, 1964. 57 p. (MIRA 17:1)
(Chemical industries)

STREPETOV, Vasilii Ivanovich; OZEROV, V.S., red.

[Sinister web] Zloveshchaia pautina. Leningrad, Lenizdat,
1965. 198 p. (MIRA 18:12)

SOV/68-59-9-10/22

AUTHORS: Levikov, P.M. and Ozerov, V.V.

TITLE: A New Scheme for Continuous Washing of Raw Benzole

PERIODICAL: Koks i khimiya, 1959, Nr 9, pp 33 - 35 (USSR)

ABSTRACT: A scheme for continuous washing of raw benzole operating at the works since 1957 is described (Figure 1). Raw benzole from the CS₂ column is passed into a centrifugal pump which serves simultaneously as a transporting and mixing apparatus. Concentrated sulphuric acid is passed to the same pump through a proportioning apparatus. The mixture is passed into the contact apparatus (Figure 2) from which it flows into a regenerator, where for the regeneration of acid, technical water is supplied. The regenerator (Figure 3) consists of a pipe with a copper spiral. From the regenerator the mixture is passed into a settling tank with a conical bottom. Acid is removed once per shift and the acid tar once every three days. From the settling tank benzole is passed into a second settling tank (cylindrical, lead lined vessel of 1.5 m³ capacity) where it remains for 15 minutes. The removal of acid from this tank is done periodically as required. The bottom part of this separator has an external heating which prevents the

Card 1/3

SOV/68-59-9-10/22

A New Scheme for Continuous Washing of Raw Benzole

solidification of acid tar during winter. Then the benzole is passed into a neutraliser (cylindrical vessel, 1.5 m³ capacity) to which an excess of alkali is supplied through a bubbling tube. The neutralised benzole with excess alkali flows by gravity into a storage tank - serving simultaneously as a settling tank (capacity 63 m³). The residence time in this tank - 10 hours. During this time the alkali settles to the bottom from which it is pumped back into the neutraliser. The alkali cycle comprises 5 - 6 m³ of a 10 - 15% alkali solution which circulates until the alkali content decreases to 0.5%, then it is removed and fresh alkali pumped in. The consumption of acid varies from 25 to 45 kg/ton depending on the bromine number of the raw benzole. The consumption of alkali 2.5 kg/ton. The yield of regenerated acid of 45 - 50% amounts to about 90% of its consumption. Benzole losses 0.2%. Laboratory control of the operation consists of checking the quality of washing (Colour and bromine number) and the residual alkalinity of the washed fraction once per shift, and the alkali content in the neutralisation solution once per day.

Card 2/3

MEDVED', S.V.; OZEROV, Ye.B.

Method for calibrating the sweep duration of an oscillograph.
Prib. i tekhn. eksp. 8 no.1:177-178 Ja-F '63. (MIRA 16:5)

1. Ob"yedinennyy institut yadernykh issledovaniy.
(Oscillograph)

OZEROV, E. B.

USSR/ Physics - Nuclear cross section

Card 1/1 Pub. 22 - 12/46

Authors : Ignatenko, A. Ye; Mukhin, A. I.; Ozerov, E. B.; and Pontekorvo, B. M.

Title : Total cross-sections of the interaction between the negative π^- mesons and hydrogen in the energy range from 140 up to 400 Mev

Periodical : Dok. AN SSSR 103/1, 45-47, Jul 1, 1955

Abstract : Experimental studies of the total cross-sections of the interactions between negative π^- mesons and protons (hydrogen) are described. The experiments were conducted at the Institute of Nuclear Problems of the Acad. of Sc., USSR. Measurements of the cross-sections were carried out in the energy areas from 140-400 Mev. The measurements were conducted by the method of differences ($\text{CH}_2\text{-C}$). Five references: 2 USSR and 3 USA (1952-1954). Diagrams; table.

Institution : Acad. of Sc., USSR, Institute of Nuclear Problems

Presented by: Academician L. A. Artsymovich, May 17, 1955

OZEROV, Ye. B.

USSR/ Physics - Nuclear physics

Card 1/1 Pub. 22 - 9/45

Authors : Ignatenko, A. Ye.; Mukhin, A. I.; Ozerov, Ye. B.; and Pontekorvo, B. M.

Title : Full cross-sections of the interaction between negative π^- -mesons and deuterium in the energy region between 140 and 400 Mev.

Periodical : Dok. AN SSSR 103/2, 209-212, Jul 11, 1955

Abstract : Experiments intended to obtain more precise data on the full cross-section of negative π^- -mesons and deuterium reactions (π^-, d) are described. The experiments were conducted in the range of energy between 140 and 400 Mev. Ten references: 1 French, 3 USSR, and 6 USA (1952-1955). Tables; graphs.

Institution : The Acad. of Sc., USSR, Institute of Nuclear Physics

Presented by : Academician L. A. Artsimovich, May 17, 1955

[Faint, illegible text]


[Handwritten signature]

OZEROV, E.E. MUKHIN, A.I., PONTECORVO, E. GREGOR'YEV, E.L. KHIN, N.A.

Positive pion-proton scattering at energies 176, 200,
240, 270, 307 and 310 MeV (II/49)

CERN-Symposium on High Energy Accelerators and Pion
Physics

Geneva 11-23 June 56
ln. Branch #5



02EROB E. B.

500-
R-11

Total cross sections of interaction of positive π mesons with hydrogen. A. P. Ignatenko, A. C. Mukhin, G. B. Ozerov, and B. M. Panteleev. *Zhur. Ekspl. i Teoret. Fiz.* 30, 7-11(1956).—The total cross sections of interaction of pos. π mesons with H were detd. by attenuation in liquid H. From the combined measurements of total cross sections of π^+ mesons with H and with D a contribution to the cross section by states with different isotopic spin were obtained in the 140-230-m.e.v. region. The length of the scatterer was 28 cm., corresponding to the surface d. of H 1.07 g./sq. cm. In addn. to the previously described sector (C.A. 50, 7014c) Cherenkov detector, poly(methyl methacrylate) and polyethylene filters were used to absorb protons. Total uncertainty in energy measurements (including the slowing down of mesons in H, errors in measuring energy, and initial and max. probability of heterogeneity in the meson beam) was ± 6 m.e.v. For π^+ mesons with energy (m.e.v.) 140 \pm 7, 144 \pm 6, 164 \pm 6, 174 \pm 6, 184 \pm 6, 194 \pm 6, 209 \pm 10, 219 \pm 6, 229 \pm 6 the following total cross sections (mb.) were obtained, resp.: 133 \pm 8, 151 \pm 4, 169 \pm 5, 193 \pm 6, 190 \pm 6, 200 \pm 6, 179 \pm 6, 150 \pm 7, 133 \pm 7.

A. P. Kotloby

4

AMV

SUBJECT USSR / PHYSICS CARD 1 / 2 PA - 1615
AUTHOR MUCHIN, A.I., OZEROV, E.B., PONTEKORVO, B.
TITLE The Scattering of π^- Mesons by Hydrogen. I. Angular Distribution
at energies of 176, 200, 240, 270 and 307 MeV.
PERIODICAL Žurn.eksp.i teor.fis, 31, fasc.3, 371 - 385 (1956)
Issued: 12 / 1956

The present report contains an exact discussion of the results obtained by A.I. MUCHIN, E.B. OZEROV, B. PONTEKORVO (report of the Institute for Nuclear Problems of the Academy of Sciences of the USSR, 1955, lectures delivered on the All Soviet Conference on the Physics of high-energy particles, 14 - 22 May 1956) concerning the scattering described in the above title. Measuring was carried out by means of scintillation counters. The bundles of positive pions were produced by the bombardment of a polyethylene target by the proton bundle leaving the synchro-cyclotron. The corresponding reaction is $p + p \rightarrow \pi^+ + d$.

Test order: For measuring angular distributions a ČERENKOV detector and liquid-scintillation-counters were used, which were connected in coincidence for the registration of positive pions inciding upon the hydrogen target. The total cross sections of the interaction between positive pions and hydrogen were measured from the decrease of intensity of the meson bundle passing through the hydrogen scatterer. There follows a discussion of measurements carried out.

Measuring results: Measuring results are shown in tables. The differential cross sections in the laboratory system and in the center of mass system and; in addition,


OZEROV, E.B.

SUBJECT USSR / PHYSICS CARD 1 / 2 PA - 1867
AUTHOR IGNATENKO, A.E., MUCHIN, A.I., OZEROV, E.B., PONTEKORVO, B.
TITLE The Interaction between Pions and the Nuclei of Lead, Copper,
Carbon and Beryllium.
PERIODICAL Zhurn. eksp. i teor. fis, 31, fasc. 4, 545-549 (1956)
Issued: 1 / 1957

The present work at first deals with the results obtained by measuring the cross sections σ_{ne} of the nonelastic collisions between negative pions and Be-, C-, Cu- and Pb-nuclei in the energy interval of from 140 to 400 MeV and then discusses them in connection with the corresponding total cross sections σ_t . The nonelastic cross sections were measured by measuring the attenuation of the meson bundle passing through a scatterer by the method of scintillation counters. Measuring results are shown in a table. The necessary corrections are discussed. A diagram illustrates the found energy dependence of the nonelastic cross sections and compares them with the nonelastic cross sections measured previously by means of scintillation counters at energies of less than 140 MeV. The energy dependence of the nonelastic and total cross sections of these nuclei in general reminds us of the energy dependence of the total cross sections of the scattering of pions by hydrogen and deuterium. At energies of from 100 to 250 MeV the cross sections depend only slightly on energy, but above 250 MeV cross sections diminish comparatively quickly. Also at energies below 100 MeV cross sections diminish comparatively quickly. σ_t and σ_{ne} attain their maximum within that energy domain

OZEROV, E.B., MUKHIN, A.I., PONTEKORVO, B.M., GRIGORYEV, E.L., MITIN, N.A.

"Positive Pion-Proton Scattering at Energies 176, 200, 240, 270, 307 and 310 MeV," paper presented at CERN Symposium, 1956, appearing in Nuclear Instruments, No. 1, pp. 21-30, 1957



02 EKOV E B

21 (0)

AUTHORS: Mukhin, A. I., Ozerov, Ye. B.; SOV/56-35-2-5/60
Pontekorvo, B.

TITLE: The Energy Dependence of Asymmetry in $\mu^+ \rightarrow e^+$ -Decay
(Energeticheskaya zavisimost' asimmetrii v $\mu^+ \rightarrow e^+$ -raspade)

PERIODICAL: Zhurnal eksperimental'noy i teoreticheskoy fiziki, 1958,
Vol 35, Nr 2, pp 340-347 (USSR)

ABSTRACT: For the investigation of the asymmetry of electrons produced during the decay of polarized μ -mesons the authors developed an experimental system which is described in the following. The π -meson bundles used for the experiments are from a synchrocyclotron, the energy of the π -mesons amounted to ~ 80 MeV, and intensity amounted to 100 mesons/cm²sec. The experimental arrangement consisted of a shielding wall, a collimator with a beryllium filter in the gap, before it the two monitor counters (between the counters there is a polyethylene filter of 10 cm thickness), the graphite target (with magnetic shield), and of a telescopic arrangement of scintillation counters with CH₂-filters. The results

Card 1/2

S/120/63/000/001/054/072
E032/E314

AUTHORS: Medved', S.V. and Ozerov, Ye.B.

TITLE: Method for calibration of the length of an
oscillograph time-base

PERIODICAL: Pribery i tekhnika eksperimenta, no. 1, 1963,
177 - 178

TEXT: In this method the pulse under investigation, which is derived from the oscillator I, is fed into the input of the oscillograph II (Fig. 1) and the trace is photographed with the necessary exposure. Next, a small section L of the cable is introduced, as shown in Fig. 2, and the exposure is continued until the second clear image is obtained. The displacement of the second pulse relative to the first corresponds to the delay due to L. The latter is usually known with sufficient accuracy or can be measured by standard methods. There are 3 figures.

ASSOCIATION: Ob'yedinennyy institut yadernykh issledovaniy
(Joint Institute for Nuclear Research)

SUBMITTED: March 2, 1962

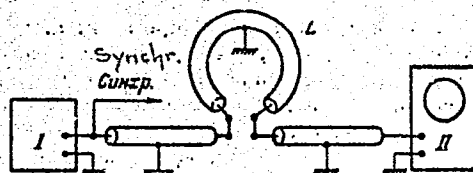
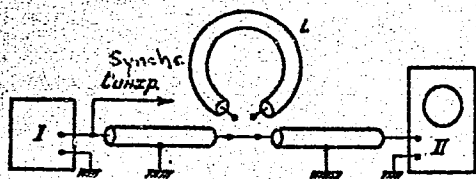
Card 1/2

Method for calibration

S/120/63/000/001/054/072
E032/E314

Fig. 1:

Fig. 2:



Card 2/2

OZEROV, Yu.K.

Against the unilateral approach to the study of the genesis
of pyrite deposits. Geol. rud. mestorozh. no. 4:117-122 J1-Ag
'60. (MIRA 13:8)


(Pyrites)

OZEROVA, A.I.

Glucose in treating infectious hepatitis. Vrach.delo no.11:1211
N 156. (MLBA 10:3)

1. Kafedra vnutrennikh bolezney (zaveduyushchiy - professor I.S.
Bogoslovskiy) Molotovskogo meditsinskogo stomatologicheskogo
instituta.

(HEPATITIS, INFECTIOUS) (GLUCOSE)



LEVIN, A.I., prof.; CHUMENSKIY, G.A., kard. med. nauk; GOROVA, A.I.

Comparative analysis of the results in treating stenocardia with
erinit and manitrit. Sov. med. 28 no.1:28-30 Jz '65. (MIRA 18:5)

1. Kafedra propodevtiki vnutrennikh bolezney (zav. - prof. A.I.
Levin) Permskogo meditsinskogo instituta.

OZEROVA, A.S.

Wobble-frequency generator. Trudy T8A0 no.42:84-91 '62.

(MIRA 15:12)

(Mass-spectrometry— Electric equipment)
(Electric generators)

VOLOSATOVA, A.I.; OZEROVA, A.S.; CHIZHOV, A.F.

Feeding and recording system for omegatron type mass spectrometers. Trudy TSAO no.46:101-105 '63. (MIRA 17:1)

SHIGORIN, D.N.; PISKUNOV, A.K.; OZEROVA, G.A.; SHCHEGLOVA, N.A.;
VEREYN, N.V.

Role of hydrogen bonds in deactivation of the excited state of
molecules leading to the formation of radicals. Zhur. fiz. khim.
38 no.9:2279-2283 S '64. (MIRA 17:12)

1. Fiziko-khimicheskiy institut imeni Karpova.

VINOGRADOV, Vasilii Ivanovich; KAMINSKIY, Ya.A.; OZEROVA, G.A.;
SIDENKO, S.G., red.

[Organization and techniques of Soviet cooperative trade]
Organizatsiia i tekhnika sovetskoi kooperativnoi torgovli.
Moskva, Izd-vo TSentrosoiuza, 1961. 606 p. (MIRA 16:4)
(Cooperative societies)

SHIGORIN, D.N.; SHCHEGLOVA, N.A.; PISKUNOV, A.K.; OZEROVA, G.A.;
DOKUNIKHIN, N.S.

H-bonds in excited electronic states of molecules with
 π -electrons. Dokl. AN SSSR 150 no.4:862-865 Je '63.
(MIRA 1686)

1. Fiziko-khimicheskiy institut imeni L.Ya. Karpova.
Predstavleno akademikom A.N. Tereninym.
(Molecular spectra)
(Hydrogen bonding)

L 14959-63 EPR/EWP(j)/EPF(c)/EWT(l)/EWT(m)/BDS/EEC(b)-2 AFFTC/ASD
Ps-4/Pc-4/Pr-4/Pi-4 GG/RM/WW

ACCESSION NR: AP3000315

8/0048/63/027/005/0634/0637 81

AUTHOR: Piskunov, A. K.; Nurmukhametov, R. N.; Shigorin, D. N.; Muromtsev, V. I.; Ozerova, G. A.TITLE: Study of photoexcited triplet states in polyatomic molecules by the EPR and phosphorescence methods

SOURCE: Izvestiya AN SSSR. Seriya fizicheskaya, v. 27, no. 5, 1963, 634-637

TOPIC TAGS: electron paramagnetic resonance method, phosphorescence method, triplet state EPR signal, hydrocarbon, hetero-atomic substance, photoexcited molecule, higher-order symmetry, benzophenone

ABSTRACT: By using the electron paramagnetic resonance and phosphorescence methods, the lifetime of phosphorescence and the spectra of several hydrocarbons and hetero-atomic substances have been investigated at 77K in solutions of hexane, isopropyl and ethyl alcohol, isopentane, and in solid matrices of polystyrene and methyl methacrylate. It was found that: 1) All the substances and matrices investigated exhibit the presence of EPR signals of triplet states for the transitions $\Delta M = +2$. 2) The frozen solutions of photoexcited molecules in a carefully purified ethyl alcohol give the strongest signals. 3) The weak dependence

Card 1/2 ✓

I 14959-63

ACCESSION NR: AP3000315

4

of the signal shapes and widths on the molecular structures is the result of orientation anisotropy present in the aromatic molecules. 4) The interdependence between H_1 , the intensity of a magnetic field at a point of maximum absorption line slope, and D_1 , the magnitude of a triplet level splitting, can be expressed by a simple analytic formula for the molecules possessing the axes of third- or higher-order symmetry and a single triplet level doubly degenerated. 5) Changes in molecular concentration of 10^{-4} — 10^{-2} do not modify the signal intensities, whereas the phosphorescence spectra become more and more diffuse. 6) Evaluation gives 0.1 cm^{-1} as the approximate magnitude of triplet-level splitting in a zero field. 7) The solutions in ethyl alcohol of many substances exhibit decreases up to 50% in signal intensity after being irradiated by light for five minutes; however, all the matrix solutions investigated indicated the presence of radicals whose signal intensities grew with the duration of exposure to light. 8) Signal intensities of radicals formed by the filtered light irradiation of solutions of luminophors in alcohol increase; this phenomenon is singularly connected with a decrease in signal intensity of triplet states. 9) When irradiated with unfiltered light, two-component systems of ethyl alcohol and polymethylmethacrylate, and naphthalene, phenanthrene, and N-ethyl-acridone exhibit considerable increases in EPR signal intensities (300 to 400%). The increases are a function of benzophenone concentration.

Card 2/2

KOZLOV, Yu.I.; MUROMTSEV, V.I.; PISKUNOV, A.K.; SHIGORIN, D.N.; OZEROVA, G.A.;
VEREYN, N.V.

Formation of radicals via the triplet state in the ultraviolet
irradiation of frozen solutions of aromatic molecules. Zhur.
fiz. khim. 37 no.12:2800-2802 D '63. (MIRA 17:1)

1. Fiziko-khimicheskiy institut imeni Karpova.

L 32069-66 EWT(m)/EWP(j) RM

ACC NR: AR6016172

SOURCE CODE: UR/0058/65/000/011/D012/D012

AUTHOR: Shigorin, D. N.; Shcheglova, N. A.; Piskunov, A. K.; Ozerova, G. A. 44

TITLE: Hydrogen bonds in excited electronic states of molecules with π -electrons B

SOURCE: Ref. zh. Fizika, Abs. 11D83

REF SOURCE: Tr. Komis. po spektroskopii. AN SSSR, t. 3, vyp. 1, 1964, 302-312

TOPIC TAGS: hydrogen bonding, excited state, absorption spectrum, luminescence spectrum, nonmetallic organic derivative, conjugate bond system, ground state, luminescence quenching

ABSTRACT: On the basis of data on the absorption and luminescence spectra of α -oxy- and methoxy-derivatives of anthraquinone it is shown that the energy of production of the hydrogen bond in the excited state increases compared with the ground state by a factor of almost 2 and reaches 15 kcal. The increase in the energy of the H bond in the case of excitation with conjugated bonds is connected with the increase of the energy of the π -electron interaction in the quasiaromatic cycle, formed with participation of the p-orbit of the hydrogen atom of the X-H group. The question of the role of the H bond in processes of deactivation of the triplet state and luminescence quenching is considered. [Translation of abstract]

SUB CODE: 20, 07

Cord

1/1-90

PISKUNOV, A.K.; KHOLMOGOROV, V.Ye.; SHIGORIN, D.N.; VEREYN, N.V.;
OZEROVA, G.A.

Mechanism underlying the formation of radicals during
photoirradiation of triphenylamine ethanol solutions frozen
at 77° K. Dokl. AN SSSR 154 no.4:910-913 F '64.

(MIRA 17:3)

1. Fiziko-khimicheskiy institut im. L.Ya. Karpova. Predstav-
leno akademikom A.N. Tereninym.

L 16195-65 ENT(m)/EPF(c)/EMP(s) Pt-A/Pt-A RPL #11 151211
ACCESSION NR: AP4046084 S/0076/64/038/009/2279/2283

AUTHOR: Shigorin, D. N.; Piskunov, A. K.; Ozerova, G. A.; Shcheglova, N. A.
Vereyn, N. V.

TITLE: The role of H-bonds in processes of deactivating activated states of molecules leading to the formation of radicals.

SOURCE: Zhurnal fizicheskoy khimii, v. 38, no. 9, 1964, 2279-2283

TOPIC TAGS: H bond, activated molecule, deactivation, radical formation, radical formation mechanism, intermolecular radical formation, EPR spectrum, luminescence

ABSTRACT: The mechanism of radical formation and the role of H-bonds therein was investigated in processes embodying intermolecular radical formation-- when the activated molecules form complexes among themselves or with molecules of the media. The EPR spectra and the luminescence were examined of a series of systems: N-ethylacridone, anthraquinone and some of its derivatives, triphenylamine, and carbazole, in different media in a molar ratio of 1:1 with $c=10^{-3}$ mol/l.

Card 1/4

L 16195-65

ACCESSION NR: AP4046084

Photo-illuminated powders under vacuum at 77K gave no EPR signal. In samples crystallized from ethanol and in luminophor systems X: ...H-O-R, a singlet appeared whose intensity increased proportionally to the intensity of illumination. Photoactivation of systems with the luminophore chromophore >C=O gave a singlet and EPR spectra corresponding to radicals of the solvent. Photoactivation of systems containing the chromophoric atom >N , gave a weak singlet and intense spectra of the solvent radical (radical yield $\sim 10^3$, $n \approx 2$). If the >N atom which formed a H-bond with the O-H groups did not affect the electron excitation, the radical yield was small. In solvents (hydrocarbons) which did not contain the X-H group capable of forming H-bonds, the luminophores did not give noticeable EPR signals. It was concluded the H-bond played an important role in the process of forming radicals from a matrix as a result of deactivating activated states of a molecule. This is a two-stage process (see enclosed figure). Formation of the radical complex takes place in the first stage as a result of the transition of the H atom from the molecule of the matrix to the luminophore molecule due to absorption of a quantum of light in $S \rightarrow S^* \rightsquigarrow T$ transitions. The radical complex is decomposed in the second stage forming radicals of the matrix due to absorption

Card 2/4

L 16195-65

ACCESSION NR: AP4046084

of a quantum of light in the $S_R \leftrightarrow S_R^*$ transition. A network of matrix molecules connected by H-bonds is necessary for this. The yield of radicals in the overall process is proportional to the light intensity I^n , where $n \approx 2$. The triplet activated state does not take part in the process of formation of radicals from the matrix. Orig. art. has: 1 table and 4 figures.

ASSOCIATION: Fiziko-khimicheskly institut im. L. Ya. Karpova (Physical
Chemical Institute)

SUBMITTED: 11Oct63

ENCL: 01

SUB CODE: GC

NO REF SOV: 005

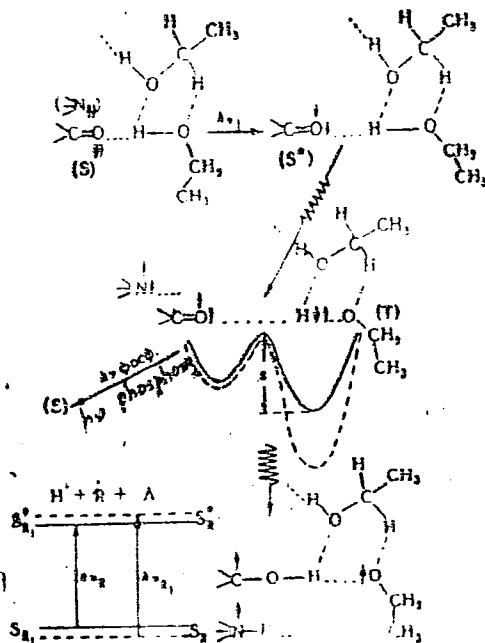
OTHER: 000

Card 3/4

L 16195-65

ACCESSION NR: AP4048084

ENCLOSURE: 01



Card 4/4

SHIGORIN, D.N.; PISKUNOV, A.K.; OZEROVA, G.A.; SHCHEGLOVA, N.A.; VEREYN, N.V.

Role of the H-bonding in the processes by which radicals are formed as a result of the deactivation of the excited electronic states of molecules. Dokl. AN SSSR 158 no.2:432-435 S '64.

(MIRA 17:10)

1. Fiziko-khimicheskiy institut im. I.Ya.Karpova. Predstavleno akademikom S.S.Medvedevym.

L 36188-66 EWT(m)/EWP(J) RM/WW

ACC NR: AP6010748

SOURCE CODE: UR/0076/66/040/003/0700/0703

AUTHOR: Kozlov, Yu. I.; Shigorin, D. N.; Ozerova, G. A.ORG: Physicochemical Institute im. L. Ya Karpov (Fiziko-khimicheskiy institut)

TITLE: Sensitized photodecomposition of triphenylmethane compounds in the solid phase. Part 1: Photosensitization with aromatic amines

SOURCE: Zhurnal fizicheskoy khimii, v. 40, no. 3, 1966, 700-703

TOPIC TAGS: triphenylmethane, photosensitivity, free radical, amine

ABSTRACT: The photodecomposition of triphenylmethane compounds, sensitized with aromatic amines, was studied on binary mixtures of triphenylmethane and triphenylmethylcarbinol with triphenylamine, diethylaniline, leuco base of crystal violet, azobenzene, and acridine. Dilute solutions of these mixtures in heptane, isopentane, and ethanol were then frozen at 10^{-3} mm Hg and 77°K and irradiated with the 313 and 334 m μ mercury lines, corresponding to the long-wave absorption bands of the amines. The absorption and luminescence spectra and the ESR spectra of the radicals of the matrix were recorded. The addition of aromatic amines was thus found to initiate the formation of triphenylmethyl radicals. Ethanol inhibits the formation of $\text{Ph}_3\text{C}\cdot$ radicals in the triphenylamine-triphenylmethane mixture as a result of a screening of the amine, which forms associates with the alcohol molecules. Sensitizers of the

UDC: 541.14

Card 1/2

ANDRUSHCHENKO, A.G.; BEREZKINA, O.A.; KUZ'MINA, V.I.; OZEROVA,
G.M.; PAL'CHIKOVA, A.P.; TSARIN, A.P.; TIMOFEYEV, L.N.;
NIKITIN, G.A., krayeved; GARMASH, P.Ye., red.; FISENKO,
A.T., tekhn. red.

[Alupka; an excursion sketch; its nature, history, sanatoriums, the palace-museum, its park, and an information directory] Alupka; ekskursionnyi ocherk: priroda, istoria, zdravitsy, dvorets-muzei, park, spravochnye svedeniia. Simferepol', Krymizdat, 1963. 78 p. (MIRA 16:10)

1. Nauchnyye sotrudniki Alupkinskogo dvortsa - muzeya (for all except Fisenko, Garmash).
(Alupka--Guidebooks)

ANDRUSHCHENKO, A.G., nauchnyy sotrudnik; BEREZKINA, O.A., nauchnyy sotrudnik;
KUZ'MINA, V.I., nauchnyy sotrudnik; OZEROVA, G.M., nauchnyy
sotrudnik; PAL'CHIKOVA, A.P., nauchnyy sotrudnik; TSARIN, A.P.,
nauchnyy sotrudnik; TIMOFEYEV, L.N., nauchnyy sotrudnik; NIKITIN,
G.A., krayeved; CHEREPANOV, B., red.; ISUPOVA, N., tekhn.red.

[Alupka; a sketch for excursionists] Alupka; ekakursionnyi ocherk.
Simferopol', Krymizdat, 1961. 84 p. (MIRA 14:7)

1. Alupkiyskiy dvorets-muzei (for all except Cherepanov, Isupova).
(Alupka—Description)

YAKOVLEV, V.G.; ODYNETS, R.N.; KANYGINA, I.; OZEROVA, G.N.

Effect of keratin on the wool productivity of sheep. Trudy Biol.
inst. KirPAN SSSR no.4:103-111 '51. (MLRA 9:10)
(SHEEP--FEEDING AND FEEDING STUFFS)
(KERATIN) (WOOL)

Ozerova, G.N.

YAKOVLEV, V.G.; ODYNETS, R.N.; KANYGINA, K.I.; OZEROVA, G.N.

Wool productivity in sheep as affected by different nutrition levels. Trudy Inst. zool. i paras. KirPAN SSSR. no.1:9-24 '54.
(Kirghizistan--Sheep--Feeding and feeding stuffs) (MLRA 10:6)
(Wool)

YAKOVLEV, V.G.; OZEROVA, G.N.; MISHCHENKO, I.K.; DRANISHNIKOVA, L.M.

Periodicity in the function of the mammary glands in absorbing and
secreting substances. Izv.AN Kir.SSR no.1:91-102 '55. (MIRA 9:9)
(Mammary glands)

YAKOVLEV, V.G.; OZEROVA, G.N.

Physicochemical constants of milk fat in Ala-Tau cattle. Trudy
Inst.zool.i peraz.AN Kir.SSR no.4:173-179 '55. (MLRA 10:5)
(Milk--Analysis and examination)

YAKOVLEV, V.G.; OZEROVA, G.N.; MISHCHENKO, I.K.

Role of insulin and adrenaline in the amino acid metabolism
of the mammary gland. Izv. AN Kir. SSR. Ser. biol. nauk 1 no.1:
37-63 '59. (MIRA 13:6)

(INSULIN)

(ADRENALINE)

(AMINO ACIDS)

YAKOVLEV, V.G. OZÉROVA, G.N.

Changes in the amino acid composition of the proteins in cow's
milk during lactation. Trudy Inst.zool.i paraz.AN Kir.SSR
no.7:3-8 59. (MIRA 13:4)
(Milk) (Amino acids)

OZEROVA, G.N.; YAKOVLEV, V.G.

Role of some humoral substances in the absorption and secretion of
free amino acids into the blood by mammary glands. Izv. AN Kir.
SSR. Ser. biol. nauk 3 no.2:17-23 '61. (MIRA 14:12)
(LACTATION) (HORMONES) (AMINO ACID METABOLISM)

OZEROVA, G.N. .

Classification of population maps. Vest. LGH 19 no.12:166-169
1964 (MIRA 17:8)

OZEROVA, G.N.

Mapping of the distribution of the population in Africa south
of the Sahara. Vest. LGU 20 no.24:109-119 '65.

(MIRA 19:1)

1. Submitted February 25, 1965.

PESHKOVA, V.M.; IGNAT'YEVA, N.G.; OZEROVA, G.P.

Determination of rhenium with α -furyl dioxime in the presence
of molybdenum. Zhur.anal.khim. 18 no.4:496-499 Ap '63.
(MIRA 16:6)

1. M.V.Lomonosov Moscow State University.
(Rhenium--Analysis) (Molybdenum--Analysis)

OZEROVA, L.V.

Clinical aspects and therapy of destructive tuberculosis of the inferior lung lobes. Probl. tub. 41 no. 11:47-53 '63. (MIRA 17:9)

1. Iz kafedry tuberkuleza (zav. - prof. I.A.Shaklein) Sverdlovskogo meditsinskogo instituta i Sverdlovskogo instituta tuberkuleza.

OZEROV, G.V.; OZEROVA, M.A.

Relationship between the water regime of fruit and leaves.
Fiziol. rast. 7 no. 5:600-601 '60. (MIRA 13:10)

1. All Union Scientific Research Institute of Dry Subtropics.
(Fruit) (Leaves)
(Plants, Effect of aridity on)

OZIEROVA, M.A.

Biological characteristics of the clover weevil and measures to
control it. Zemelednie 6 no.6:31-33 Je '58. (MIRA 11:6)
(Clover--Diseases and pests)
(Longicorn beetles)

OZEROV, M. A.

Kok-saghyz

New Method of treating kok-saghyz seeds
prior to sowing. Dokl. AN SSSR 83 No. 2,
1952. Beloruoskaya Plodoovoshnaya Opytnaya
Stantsnya rcd. 30 Dec 1951.

SO: Monthly List of Russian Accessions, Library of Congress, August 195², Uncl.

OZEROVA, M.I.; KOCHANOVA, N.N.; IVANOVA, I.N.

Equilibrium in systems consisting of isomorphic schoenite-type components, and a thermographic study of double salts and their isomorphic mixtures. Vest. Mosk un Ser. 2: Khim. 15 no.4:33-35 J1-Ag '60.
(MIRA 13:9)

1. Kafedra obshchey khimii Moskovskogo universiteta.
(Systems (Chemistry)) (Salts)

21342

S/078/61/006/004/016/018
B107/B218

54210 1043, 1273, 1145

AUTHORS: Ozerova, M. I., Boytler, E. M., Yegorova, Ye. I.TITLE: Study of solubility and solid phases in the system
 $(\text{NH}_4)_2\text{Fe}(\text{SO}_4)_2 - (\text{NH}_4)_2\text{Mg}(\text{SO}_4)_2 - \text{H}_2\text{O}$

PERIODICAL: Zhurnal neorganicheskoy khimii, v. 6, no. 4, 1961, 966-970

TEXT: The present paper presents results of equilibrium studies in the system $(\text{NH}_4)_2\text{Fe}(\text{SO}_4)_2 - (\text{NH}_4)_2\text{Mg}(\text{SO}_4)_2 - \text{H}_2\text{O}$ at 25°C in the entire range of concentrations of the components. Besides, the thermograms of the double salts $(\text{NH}_4)_2\text{Fe}(\text{SO}_4)_2 \cdot 6\text{H}_2\text{O}$, $(\text{NH}_4)_2\text{Mg}(\text{SO}_4)_2 \cdot 6\text{H}_2\text{O}$, and of the isomorphous mixture $(\text{NH}_4)_6\text{Fe}_2\text{Mg}(\text{SO}_4)_6 \cdot 18\text{H}_2\text{O}$ are given. Based on the values obtained, the authors tried to calculate the coefficient of equilibrium distribution of magnesium ammonium sulfate as referred to iron ammonium sulfate, i.e.,

$$D_{\text{equ}}(\text{Mg,Fe}) = \frac{c_{\text{Mg sol}}}{c_{\text{Fe sol}}} \cdot \frac{c_{\text{Mg liqu}}}{c_{\text{Fe liqu}}}$$

The above problem is of practical

Card 1/8

21342

X

S/078/61/006/004/016/018
B107/B218

Study of solubility and solid phases...

importance to the preparation of ferrites by thermal decomposition of isomorphous mixtures. The initial substances were Mohr's salt (chemically pure) and magnesium ammonium sulfate obtained from ordinary sulfates (for analysis). The content of MgO was 10.98 % and theoretically, 11.11 %. Iron was titrated in sulfuric acid solution with $KMnO_4$. Magnesium in magnesium ammonium sulfate was determined as pyrophosphate by a method of I. M. Kol'tgov and Ye. B. Sendel. Ammonium sulfate was determined by distillation of NH_3 in a standard acid of given volume and concentration, and back-titration of the excess acid by 0.1 N NaOH. The refractive index was measured with an Abbé refractometer, while the specific gravity was determined with a pycnometer. From the values of Table 2 it may be seen that the composition of the solutions and solid phases in the system iron ammonium sulfate - magnesium ammonium sulfate - water are close to each other. For comparison, Table 1 gives the values obtained by J. Zweiglowna who investigated the system between 0 and 6°C (Ref. 4: J. Zweiglowna. Roczn. Chem. 4, 337 (1927)). The coefficient of equilibrium distribution is 1.40 at 0°C, and 1.34 at 25°C. Herefrom it follows that the distribution of isomorphous components among liquid and solid phases between 0°C

Card 2/8