

Radiation grafting of ...

7/844/62/000/000/090/129
34.5/0307

rene took place on direct contact of fibers with pure styrene and with a solution of styrene in methanol. Grafting with methylmethacrylate took place by conditioning the fibers in the presence of substances which dissolve polymethylmethacrylate, i.e. acetone and acetoacetic ester. The extent of grafting was increased with increase of dosage up to defined limits, after which it is sharply retarded. Methylmethacrylate grafted to viscose produced material which could be dyed with basic dyes and by grafting styrene and methylmethacrylate to the various fibers it was found that their dynamometric properties were improved. It was also found that copolymerization of fibrous materials with styrene and methylmethacrylate with up to 50 - 80% grafting, took place within the fiber. There are 5 figures.

ASSOCIATION: Institut yadernoy fiziki AN UzbSSSR (Institute of nuclear Physics, AS UzSSR)

Card 2/2

ARIF V. U.A., akademik; KLEYM, G.A.; OKUN', G.S.; PASHINSKIY, S.Z.;
OSTROVA, L.Kh.; FAYERMAN, V.T.

Vacuum investigation of deformations of natural silk irradiated
by gamma rays. Izv. AN Uz.SSR. Ser. fiz.-mat. nauk no. 3:32-37
'60. (MIRA 13:8)

1. Institut yadernoy fiziki AN UzSSR i Uzbekskiy nauchno-
issledovatel'skiy institut shelkovoy promyshlennosti. 2. AN
UzSSR (for Arifov).

(Gamma rays)

(Silk)

(Materials, Effect of radiation on)

RUBIN OV. Emmanuil Bobadlovich, doktor tekhn. nauk; OSIFOVA,
Lyudmila Khaimovna, NIKITIN, Ivan Nikolayevich;
GORYASHOV, M.I., retsenzent; G. I. Kh., G. I. Kh., 1960.

[Automatic section covering: Avtomaticheskaya kontrolnaya
sistemy, telemekhanika, 1960, 1961.]

L 48596-65 EAG(1)/SW(1)/EWI(a)/DWP(1)/EEO(t)/1/EWP(t)/EWP(b)/EED(b)-3/
EWR(h)/EWA(1) 1c-4/Feb/PL-4 IIP(c) JD/RM

ACCESSION NR: AP5012029

UR/0377/65/000/001/0039/0043

AUTHOR: Kleyn, G. A.; Osipova, L. Kh.; Sultanova, N. G.; Alimova, R. I.

TITLE: Improving the properties of polymer films by infrared irradiation

SOURCE: Galitskhnika, no. 1, 1965, 39-43

TOPIC TAGS: infrared radiation, polyamide, polyethylene, solar generator, polymer

ABSTRACT: Infrared radiation has been shown to improve the mechanical properties of polyamide and polyethylene films without changing their appearance and optical properties, and to increase somewhat their subsequent resistance to sunlight. Films of polyamide (type PK-4, 0.07 mm thick) and polyethylene (0.9 mm thick) were irradiated with infrared light at a mean temperature of 30° C for 50 to 250 hr. Their tensile strength, elongation, fatigue life, transmission coefficient, and morphology were determined and compared with those of control specimens.

It was found that infrared irradiation promoted macromolecular ordering in the films and effectively improved their mechanical properties. For
Card 1/2

L 43571.65

ACCESSION NR: AP5012029

example, 50-hr irradiation of the polyamide film increased tensile strength by 63%, fatigue life by 119%, and elongation by 25.3%. The transmission coefficient in the range 410-635 mμ changed insignificantly after irradiation for 150 hr. X-ray patterns showed that no changes occurred in microstructure. Similar but less marked improvements were obtained for the polyethylene film. The degree of order (orientation) of this film increased. The resistance to the detrimental effect of sunlight increased for both films. This work was done in connection with the recent use of polymeric films in various types of solar generators. Orig. art. has 5 figures and 3 graphs.

ASSOCIATION: Fiziko-tekhnicheskij institut AN UzSSR (Physico-Technical Institute AN UzSSR)

SUBMITTED: 28Oct64

ENCL: 00

SIB CODE: 0C, 0P

NO REF SOV: 002

OTHER: 003

AD PRESS: 3241-7

Cont 2/2

~~1-1~~ M

AID P - 3971

Subject : USSR/Chemistry
Card 1/1 Pub. 78 - 16/27
Authors : Butkov, N. A. and L. M. Osipova
Title : Condensing properties of catalysts.
Periodical : Neft. khoz., v. 33, #12, 64-67, D 1955
Abstract : The author presents a laboratory method for determining the activity of catalysts in respect to the reaction of condensation. Tables, charts, 5 references, 1935-1952.
Institution : None
Submitted : No date

BUTKOV, N.A., prof.; VOLKOV, A.S., inzhener-kapitan 1-go ranga; OSIPOVA,
L.M., inzh.; PENCHUL, A.F., kand.tekhn.nauk

Protection of cylinder bushings and internal combustion engine
blocks against corrosion. Mor. sbor. 46 no.7:73-78 JI '63.
(MIRA 10:11)

Osipova, L. M.

62
The condensing capacity of catalysts. N. A. Sidorov and L. M. Osipova. *Neftekhim. Zh.*, No. 12, 64-7 (1958).—A method was developed for the detn. of the condensing capacity of catalysts based on measuring the extent of anthracene condensation by sealing a weighed sample of anthracene with the powd. catalysts in a glass tube and keeping it in an air bath for a definite time and at a fixed temp., rotating the tube with the sample. The unreacted anthracene in the sample was sublimed on a sand bath at 210-230°. The results are shown in a table, as percent of the converted anthracene. The catalysts tested were ZnCl₂ (anhyd. and in water soln.), AlCl₃, AlCl₃·3H₂O, FeCl₃·3H₂O, petroleum coke, a spherical catalyst, Houdry catalysts, various Russian Al silicate catalysts, and a heurite. W. M. Sternberg

PHASE I BOOK EXPLOITATION

SCV/6521

Osipova, L. N., and S. A. Tumarkin

Tablitsy dlya rascheta toroobraznykh obolochek (Tables for the Design of Toroidal Shells) Moscow, AN SSSR VTs, 1963. 91 p. 2200 copies printed.

Sponsoring Agency: Akademiya nauk SSSR. Vychislitel'nyy tsentr.
Resp. Ed.: V. A. Ditkin, Professor; Ed.: I. A. Orlova;
Tech. Ed.: A. I. Korkina.

PURPOSE: The book is intended for designers and structural analysts concerned with designing shell constructions for strength and stability.

COVERAGE: Tables are composed for an asymptotic solution of differential equations of toroidal shells under symmetrical loading (see the article by S. A. Tumarkin in Prikladnaya matematika i mekhanika, v. 23, no. 6, 1959). The tables of generalized Airy functions by L. N. Nosova and S. A. Tumarkin,

Card 1/4

Tables for the Design (Cont.)

SOV/6521

published by the Vychislitel'nyy tsentr AN SSSR, 1961, are also used. The tables were computed on the "Strela" high-speed electronic computer; they contribute largely to the simplification of shell design since the asymptotic method offers formulas for maximal stresses, displacements, and other quantities. The tabulated functions and their derivatives are explained and plotted in diagrams. The arrangement and utilization of the tables are discussed and illustrated by examples. The derivation of design formulas is briefly outlined and the general solution of the differential equation of the shell is given by a simple sum, each term of which is a tabulated function. Sample analyses of toroidal shells are presented and some results are given in tabular and graphic form. The authors thank M. A. Rudis, N. N. Perevezentseva, K. S. Il'in, T. V. Firsova, T. V. Mazurova, and V. I. Pasyukova. There are 14 references: 10 Soviet and 4 English.

TABLE OF CONTENTS [Abridged]:

Card 2/4

Tables for the Design (Cont.)	SOV/6521
Foreword	III
Introduction	V
Ch. I. Tabulated Functions	V
Ch. II. Arrangement of Tables and Instructions For Their Use	XIII
Ch. III. Asymptotic Design Method of Toroidal Shells	XV
Ch. IV. Sample Designs of Toroidal Shells	XIX
References	XXV
Tables of Functions for Toroidal-Shell Design	1
Card 3/4	

Tables for Design(Cont.)

SOV/6521

Appendix 1. Tables of Generalized Airy Functions
 $\zeta_n(is)$ and Their Derivatives With Respect to s ,
 $0 \leq s \leq 6$; $n = 0;1$

85

Appendix 2. Tables of Airy Functions $h_k(is)$ and Their
Derivatives With Respect to s . $0 \leq s \leq 6$; $k = 1;2$


89

AVAILABLE: Library of Congress

SUBJECT: Structural Mechanics

Card 4/4

IS/zp/eb
5/18/64



24(7), 5(3)

AUTHORS: Bazhulin, F.A. and Osipova, L.F.

SOV/51-6-5-11/34

TITLE: The Difference Between Energies of Rotational Isomers in Liquid and Gaseous 1,2-fluoroethane ('raznost' energii povorotnykh izomerov v zhidkom i gazobraznom 1,2-ftorkhloretane)

LITERATURE: Optika i Spektroskopiya, 1959, Vol 6, Nr 5, pp 625-630 (USSR,

ABSTRACT: The paper reports work on the problem of existence and configurations of the stable forms of 1,2-fluoroethane ($\text{FH}_2\text{C}-\text{CH}_2\text{Cl}$). The differences between the energies of geometrical isomers in gaseous and liquid phases were also determined. For this purpose the Raman and infrared absorption spectra of 1,2-fluoroethane were studied. The Raman spectrum was obtained photographically using a spectrograph ISF-31. The measured frequencies of the Raman lines ($146-3046 \text{ cm}^{-1}$), their intensities and the degrees of depolarization are given in Table 1 cols 1, 2 and 3 respectively. The iron spectrum was used as a standard. The intensities were estimated visually on a ten-point scale ranging from "very strong" to "very weak". The degree of depolarization of the lines was determined photographically. Instead of the 18 frequencies expected for a non-linear 8-atom molecule (Ref 1) the authors recorded 23 Raman line frequencies (Table 1). This higher number of vibrational frequencies is due to the existence of two

Card 1/3

The Difference Between Energies of Rotational Isomers in Liquid and Gaseous
1,2-Fluorochloroethane

SOV/51-6-5-11/34

isomeric forms of the 1,2-fluorochloroethane molecule. The existence of the two isomeric forms can be confirmed by changes in the spectrum occurring on lowering of temperature. When temperature is lowered, the proportion of the less stable isomer decreases and in the solid phase only the stable form should exist. Unfortunately, the Raman spectra of crystalline 1,2-fluorochloroethane could not be obtained because of a strong background. Consequently the studies were continued by turning to the infrared spectra. A two-beam spectrometer IKS-2 was used to obtain the infrared spectrum between 600 and 1500 cm^{-1} . The effect of temperature on the infrared band intensities could be seen in the measured frequencies of the gaseous (col 4 of table 1), liquid (col 5) and crystalline (col 6) states. Fig 1 shows the form of the infrared absorption curves in gas (a) and in liquid (b). Fig 2a shows the absorption spectrum of liquid 1,2-fluorochloroethane in the region 850-700 cm^{-1} at +25 and -50°C. Fig 2 b shows the absorption spectrum of the crystal in the region 850-700 cm^{-1} at -185°C. Table 1 and Fig 2 show that the infrared absorption bands at 759 and 1252 cm^{-1} , which are present in the liquid and gaseous phases, have disappeared from the solid 1,2-fluorochloroethane. This confirms that there are two isomers in the gaseous and

Card 2/3

SOV/51-t-5-11/34

The Difference Between Energies of Rotational Isomers in Liquid and Gaseous
1,2-Fluorochloroethane

liquid form and one isomer in the solid state. The trans-isomer is more stable in the gaseous phase while the cis-form is stable in the solid and liquid phases. The difference between the energies of the two geometrical isomers in the liquid form was found to be 470 ± 60 cal/mole and the same difference in the gaseous phase was 60 ± 40 cal/mole. These values were deduced from the integral optical densities of the absorption bands of 1,2-fluorochloroethane. Similar values were obtained from the optical densities at the band maxima. Acknowledgments are made to A.M. Prokhorov and I.A. Mukhtarov for their advice. There are 2 figures, 2 tables and 13 references, 7 of which are Soviet, 1 translation from English into Russian and 3 English.

SUBMITTED: June 9, 1958

Card 3/3

ZUBOV, V.G.; OSIPOVA, L.P.

Intensity and line width of the Raman effect in α -quartz.
Kristallografiya no.3:418-425 Ky-Je '61. (MIRA 14:8)

1. Mosk. vskiy gosudarstvennyy universitet imeni M.V. Lomonosova.
(quartz crystals - Spectra)
(Raman effect)

ZUBOV, V.G.; OSIPOVA, L.P.; FIRSOVA, M.M.

Effect of constant voltage on the intensity and width of Raman
spectrum lines of α -quartz. Kristallografiia 6 no.5:777-778
S-0 '61. (MIRA 14:10)

1. Moskovskiy gosudarstvennyy universitet imeni M.V.Lomonosova.
(Raman effect) (Quartz)

•

S/070/62/007/004/012/016
E021/E435

AUTHORS: Zubov, V.G., Osipova, L.P.
TITLE: Intensity and width of lines of combination
scattering in synthetic quartz

PERIODICAL: Kristallografiya, v.7, no.4, 1962, 630-631

TEXT: Low pressure mercury lamps with a very low background were used. This resulted in a considerable decrease of the parasitic scattering and enabled measurements on the lines 128, 206, 266, 357, 466, 696, 795-805, 1061, 1081 and 1159 cm^{-1} ; these were carried out on a ДФС-4 (DFS-4) spectrometer. The intensity of the lines 206, 266, 357, 466 and 696 cm^{-1} on the spectra of synthetic and natural quartz agreed; the total intensity of the band 1061-1081 cm^{-1} was greater in synthetic than in natural quartz. The intensity of the doublet 795-805 cm^{-1} was somewhat less in synthetic than in natural quartz. The intensity and the width of the line 128 cm^{-1} were both greater for synthetic than for natural quartz. The synthetic quartz possessed a layer structure, which might explain the appearance of a weak line with
Card 1/2

S/020/62/144/004/010/024
B125/B108

AUTHORS: Zubov, V. G., and Galpova, L. P.

TITLE: The Raman scattering in α -quartz irradiated by fast neutrons

PERIODICA: Akademiya nauk S.S.R. Doklady, v. 144, no. 4, 1961, 761-765

TEXT: The spectrum of the Raman scattering on a quartz single crystal was investigated. Irradiation of the crystal by fast neutrons diminished the density of the sample from 2.65 to 2.49 g/cm³. The sample retained a residual β -activity, turned light-violet, and began to absorb 45% of the incident light of 5000 - 4000 Å. The intense fluorescence with its maximum at 5750 Å decreased monotonically. Owing to the intense background, only the brightest peaks of the spectrum could be determined with an MZ-51 (ISF-51) spectrograph. The very reliable photoelectric method, however, gave the whole (continuous) spectrum of the Raman scattering up to 150 cm⁻¹ (Fig. 1). Many of the peaks are caused by the very diffuse lines of the non-irradiated quartz. New peaks at 540, 930, 1050, 1350 cm⁻¹ were found. The diffuse maxima of the irradiated quartz spectra are 20 - 30 times less intense than

Card 1/3

S/070/63/008/002/003/017
E039/E435

AUTHORS: Zhdanov, G.S., Zubov, V.G., Kolontsova, Ye.V.,
~~Osipova, L.P.~~ Telegina, I.V.

TITLE: Radiation effects in α -quartz

PERIODICAL: Kristallografiya, v.8, no.2, 1963, 207-212

TEXT: A comparison of the Raman spectra of α -quartz before and after exposure to neutrons is carried out. The structural characteristics are obtained by the Laue method and the anomalous X-ray scattering method. The investigated sample is cut from a block of optical quality Brazilian quartz in the form of a cube 30 x 30 x 30 mm with the edges parallel to the principle axes and is subjected to a fast neutron flux of 7×10^{19} n/cm². This produces a change in density of the quartz from 2.65 to 2.49 g/cm³. The sample acquires an insignificant γ activity, a smoky violet color and the ability to fluoresce (max $\lambda = 5750 \text{ \AA}$). The main features of the spectrum of the irradiated α -quartz are:
a) the spectrum is continuous up to 1500 cm⁻¹; b) it contains a number of blurred wide maxima; c) in the region 700 to 1500 cm⁻¹ the scattering is very similar in character to that of molten
Card 1/2

S/070/63/008/002/003/017
E039/E435

Radiation effects in α -quartz

quartz; d) the intensity of scattering in the irradiated quartz depends on the orientation of the crystal. The X-ray analysis shows that the third order symmetry C_3 is changed to sixth order C_6 by the irradiation and there is a significant change in the distribution of diffuse scattering. As a result of neutron irradiation, the structure of α -quartz is thought to change in the following manner: 1) Initially, defects develop which lead to a weakening and breaking of the Si-O bond and hence to the possibility of rearrangement in the Si-O tetrahedrons. 2) At a definite stage of the exposure the α -quartz becomes unstable and there is a transition to the more symmetrical high temperature modification. This remains stable at room temperature. 3) There is a complete loss of orientation in parts of the crystal. There are 4 figures.

ASSOCIATION: Moskovskiy gosudarstvennyy universitet im.
M.V.Lomonosova (Moscow State University imeni
M.V.Lomonosov).

SUBMITTED: July 10, 1962
Card 2/2

ACCESSION NR: AP4036721

8/0020/64/156/002/0300/0301

AUTHOR: Zubov, V. G.; Osipova, L. P.

TITLE: Regularities in spectrum changes of Raman effect in alpha-quartz caused by irradiation with fast neutrons.

SOURCE: AN SSSR. Doklady*, v. 156, no. 2, 1964, 300-301

TOPIC TAGS: fast neutron irradiation, quartz Raman spectrum, alpha-quartz, beta quartz, irradiated quartz Raman spectrum, Raman spectrum

ABSTRACT: The authors have recorded the Raman spectra in alpha-quartz irradiated by neutron fluxes of 4.5 and $7 \times 10^{19} \text{ n/cm}^2$, respectively. It was found that irradiation causes a gradual decrease of maxima corresponding to Raman lines of a nonirradiated quartz and an increase of their widths. The maxima are shifted toward smaller frequencies; the continuous spectrum is increasing. The Raman spectra of the specimen irradiated with $7 \times 10^{19} \text{ n/cm}^2$ approaches that of beta-quartz. Heating has a similar effect. It seems that the end result of neutron irradiation is the creation of regions of amorphous quartz. Orig. art. has: 1 figure and 2 tables.

Cord 1/2

ZHDANOV, G.S.; ZUBOV, V.G.; KOLONTSOVA, Ye.V.; OSIPOVA, L.P.;
TELEGINA, I.V.

Radiation effects in α -quartz. Kristallografiia 8 no.2:207-212
Mr-Apr '63. (MIRA 17:8)

1. Moskovskiy gosudarstvennyy universitet imeni Lomonosova.

L 26753-66 EWT(1)/EWP(e)/EWT(m) WH
ACC NR: AP6011470

SOURCE CODE: UR/0970/66/011/002/0279/0283

AUTHOR: Kiselsv, D. F.; Osipova, L. P.

ORG: Moscow State University im. M. V. Lomonosov (Moskovskiy gosudarstvenny univer-
sitet)

TITLE: Measurement of the polarization of the Raman scattering lines of a quartz

SOURCE: Kristallografiya, v. 11, no. 2, 1966, 279-283

TOPIC TAGS: quartz, Raman scattering, light polarization, line intensity, depolarization

ABSTRACT: The purpose of the investigation was to obtain experimentally quantitative data on the true values of the degree of depolarization in the form of a Raman-scattering tensor for all the lines belonging to class E. The procedure employed was described in an earlier paper (Kristallografiya, v. 11, 1965). The fundamental lines of class E were recorded photoelectrically and the absolute values of the Raman-scattering tensor components and the true values of the degree of depolarization for all fundamental orientations of the crystal were determined for the measured lines. To be able to reduce the values of the tensor components and their squares to a single scale, the entire spectrum of the α quartz was plotted under rigorously fixed conditions -- constant slit width, constant photomultiplier voltage, constant amplifier gain, constant scanning rate, and constant advance of the chart. Once all the components were obtained with a single scale, it was easy to obtain the true intensities of all the Raman lines at different crystal orientations. It is concluded on the

Cord 1/2

UDC: 548.0: 535.5

Cord 2/2 61

L 30954-66 EWP(e)/EWT(m) WH
ACC NR: AP6018768

SOURCE CODE: UR/0070/66/011/003/0401/0409

AUTHOR: Kiselev, D. F.; Osipova, L. P.

ORG: Moscow State University im. M. V. Lomonosov (Moskovskiy gosudarstvennyy universitet)

TITLE: Polarization measurements in the spectrum of combined dispersion alpha-quartz/5

SOURCE: Kristallografiya, v. 11, no. 3, 1966, 401-409

TOPIC TAGS: polarographic analysis, spectrum analysis, quartz

ABSTRACT: A photoelectric method was used to measure the polarization of the principal lines of Class A in the spectrum of combination dispersed α -quartz. Formulas are derived which, from the observed intensities of the combined lines, taken with different irradiation geometries, make it possible to calculate the true values of the intensities of the polarized components of the dispersed light, the degree of depolarization, and the components of the tensor of the combination dispersion. On a relative scale, determinations were made of the components of the tensor of the combination dispersion for the 206, 357, and 466 cm^{-1} lines of α -quartz. Experimental results are

Card 1/2

UDC: 548.0:537.375

L 36954-66

ACC NR: AP6018768

exhibited in tabular form. "In conclusion, the authors consider it their duty to express their deep indebtedness to Professor Y. G. Zubov for his constant interest and his direction of the work. The authors also express their thanks to Ye. G. Yefimova for her aid in obtaining the experimental results." Orig. art. has: 2 figures and 9 tables.

SUB CODE: 20/ SUBM DATE: 03Mar65/ ORIG REF: 004/ OTH REF: 015

Card 2/2

OSIPOVA, L S

11H

Action of optical isomers of acriquine on *Paramecium caudatum* in various salt compositions of the medium
 L. S. Osipova (Moscow State Univ. *Izv. Akad. Nauk SSSR Ser. Biol. Med.* 12, 280 (1941). Solns. 10.01-0.2% of acriquine optical isomers in 0.05% solns. of NaCl, KCl, CaCl₂, and MgCl₂ were studied for killing power against *P. caudatum*. In the presence of NaCl, KCl, and MgCl₂, both optical isomers had equiv. toxicity. In CaCl₂ soln., however, the *D*-isomer is more toxic than the *L*-isomer, with the greatest difference at 0.01% acriquine concn. when the toxicity ratio was 16.5; higher concns. gave ratios of 1:1-4:75. G. M. Kosolapoff

SERGIYEV, F.G., prof., red.; SMIRNOV, Ye.S., prof., red.;
DERTBENEVA-UKHOVA, V.P., prof., red.; DETINVA, T.S., doktor
biol. nauk, red.; LANGE, A.B., kand. biol. nauk, red.;
OSIPOVA, L.S., red.

[Problems of general zoology and medical parasitology] Voprosy
obshchei zoologii i meditsinskoj parazitologii. Moskva, Medgiz,
1962. 610 p. (MirA 16:1)

1. Deystvitel'nyy chlen Akademii meditsinskikh nauk SSSR (for
Sergiyev). 2. Kafedra entomologii Moskovskogo gosudarstvennogo
universiteta (for Smirnov, Lange). 3. Institut meditsinskoj pa-
razitologii i tropicheskoy meditsiny imeni Ye.I. Martynovskogo
(for Dertbeneva-Ukhova, Detinova).
(ZOOLOGY) (PARASITOLOGY)
(BEKLEMISHEV, VLADIMIR NIKOLAEVICH, 1890-)

LINEVA, V. A.; OSIPOVA, L. S.; TAMARINA, N. A.

Method for determining the resistance of the housefly *Musca domestica* L. to insecticides. Report No. 1. Med. paraz. i paraz. bol. no. 4: 465-470 '61. (MIRA 14:12)

1. Iz Instituta meditsinskoy parazitologii i tropicheskoy meditsiny imeni Ye. I. Martsinovskogo Ministerstva zdravookhraneniya SSSR (dir. instituta - prof. P. G. Sergiyev) i Moskovskogo ordena Lenina gosudarstvennogo universiteta imeni M. V. Lomonosova.

(FLIES—EXTERMINATION) (INSECTICIDES)

NABOKOV, Valeriy an aleksandrovich, prof.; OSIPOVA, L.S., red.; BUL'DYAYEV,
H.A., tekhn. red.

[Contact insecticides, their properties and use in medical
disinfection] Kontaknyye insektitsidy, ikh svoistva i primeneniye
v meditsinskoi dezinfektsii. Moskva, Gos. izd-vo med. lit-ry,
1958. 245 p .

(MIRA 11:12)

(INSECTICIDES)

PEREDEL'SKIY, A.A.; OSIPOVA, L.S.; YEFIMOV, V.N.

Working out electrotechnical methods for controlling sugar beet
weevils. Biofizika 1 no.5:472-479 '56. (MLRA 9:10)

1. Institut biologicheskoy fiziki AN SSSR, Moskva.
(WEEVLS) (BEET PESTS)
(ELECTRICITY IN AGRICULTURE)

TOPCHYEV, A.V., akademik; OSIPOVA, L.V.; PANTALOVA, Ye.L.

Polymerization of allylcyclopentane in the presence of the catalytic system $TiCl_4 + Al(iso-C_4H_9)_3$. Dokl. AN SSSR 147 no.5:1098-1101 D '62. (MIRA 16:2)

1. Institut neftekhimicheskogo sinteza AN SSSR.
(Cyclopentane) (Polymerization) (Catalysts)

L 13348-63

EWP(j)/BPF(o)/BWT(m)/EUS ASD Pc-4/Pr-4 RH/WW

ACCESSION NR: AP3002773

S/0204/63/003/003/0330/0325

AUTHOR: Topchivov, A. V.; Fantalova, Ye. L.; Osipova, L. V.

66
64

TITLE: Polymerization of some allylcyclanes and allylcyclenes in the presence of Ti, Cl sub 4 plus Al (iso-C sub 4 H sub 9) sub 3

SOURCE: Neftekhimiya, v. 3, no. 3, 1963, 330-335

TOPIC TAGS: naphthenic ring, allylcyclohexane, allylcyclopentane, cyclohexane, allylcyclopentane polymerization, polymerization

ABSTRACT: The object of this study is to explain the effect of the naphthenic ring on the reaction ability of a monomer, and on the properties of a polymer. For this purpose the polymerization of 1-allylcyclohexene-1, 1-allylcyclopentene-1, allylcyclohexane and allylcyclopentane in the presence of Ti·Cl sub 4 plus Al (iso-C sub 4 H sub 9) sub 3 were studied. It was found that, in the presence of the Ti Cl sub 4 plus Al (iso - Cl sub 4 H sub 9) sub 3 catalyst, the replacement of cyclopentane rings with cyclohexane rings during the polymerization of allylcyclopentane and allylcyclohexane monomers, essentially does not affect the course of the reaction. Both monomers form crystalline

Card 1/2

L 13348-63

ACCESSION NR: AP3002773

2

polymers of regular structures. It was shown, that the introduction of the double bond into the cyclopentane and cyclohexane ring in the 1-position in relation of the side chain sharply lowers the inclination of monomers towards polymerization in the indicated catalytic system. The polymerization of 1-allylcyclopentane-1 and 1-allylcyclohexane-1 in the same system resulted in the formation of a mixture of liquid polymers of an irregular structure with a predominant content of trimers. The trimer formation is also possible if 1-allylcyclopentane-1 is left standing for a long period of time. Orig. art. has: 2 tables.

ASSOCIATION: Institut neftekhimicheskogo sinteza AN SSSR im. A. V. Topchiyeva
(Institute of Petrochemical Synthesis, AN SSSR)

SUBMITTED: 15Oct62

DATE ACQ: 23Jul63

ENCL: 00

SUB CODE: 00

NO REF SOV: 004

OTHER: 005

Card 2/2

OSTROVA, L. V.

Handwritten signature or name

USSR

Oxidation of hydrocarbons with oxygen. Oxidation of isopropylcyclohexane. M. S. Evtanova, P. P. Borisyuk, and L. V. Ostrova. *Vestnik Mosk. Univ.* 9, No. 6, Ser. Fiz.-Mat. i Estestv. Nauk No. 3, 91-8(1954).—Hydrogenation of iso-Pr³H over Raney Ni at 160° gave isopropylcyclohexane, *b_p* 133.2-4°, *n_D²⁰* 1.4419, *d₄²⁰* 0.8900. This was oxidized at atm. pressure with O₂ [for app. cf. B. and Zal'tsman, *Uchenye Zapiski Moskov. Gosudarst. Univ.* 151, 83(1951)] 3 hrs. at 140° with circulation of O through the substrate at 6 l./hr.; under these conditions 12.4% conversion occurred. The reaction products included: traces of paraffin gases, CO₂, gaseous aldehyde, AcOH, (CH₃)₂CO, Me₂CO, cyclohexanone, cyclohexanol, Me(C₆H₁₁)COH, and Me₂C(OH)CO(CH₂)₂CO₂H, *b_p* 141° (semicarbazone, *m.* 153-4°). Similar oxidation of cyclohexanol gave 12.1% conversion and yielded cyclohexanone and (CH₃)₂CO. Cyclohexanone gave but 5% conversion, yielding (CH₃)₂CO. The results of the oxidation expts. are explainable by formation of hydroperoxides at the tertiary C atom and at the CMe(OH) group, followed by decomn. of the hydroperoxides to the products listed above. The results indicate that the tertiary C atom in the side chain is attacked first. The amt. of O taken up by isopropylcyclohexane rises with time since the oxidation process is catalyzed by the resulting hydroperoxide. G. M. Kosolapoff

2
CH

Handwritten initials

OSIPOVA, L.V.

PAUSEKIN, Ya.M.; OSIPOVA, L.V.

Boron fluoride compounds with free radicals and with hydrocarbon chlorides. Dokl. AN SSSR 103 no.3:439-442 J1'55. (MLRA 8:11)

1. Institut nefi Akademii nauk SSSR. Predstavleno akademikom A.V.Topchiyevym

(Boron fluoride) (Hydrocarbons)

OSIPOVA, L. V.

chem
/Synthesis of acetonitrile from pentane and ammonia.
Ya. M. Panshkin and L. V. Osipova (Petroleum Inst.,
Moscow). *Doklady Akad. Nauk S.S.S.R.*: 111, 117-20
(1950); cf. U.S. 2,450,638 and 2,450,641 (C.A. 43, 3439de).
—n-Pentane with NH_3 over 90:10 Al_2O_3 - MoO_3 catalyst
yields 43.8% MeCN, best at 520° with space velocity of
pentane 0.18 and molar ratio of pentane to NH_3 1:2. The
products include acetylphloroglucinol, some BiCN, CO, H,
O, H, and alkanes and alkenes. O. M. Kuznetsov

OSIPOVA, L.V.

7
 Synthesis of nitriles from alcohols and ammonia as oxide catalysts. Va. M. Pavlovskii, L. V. Osipova, and N. Kherzhkovitsa. Doklady Akad. Nauk S.S.S.R. 113, 832-3 (1957); cf. U.S. 2,368,721, C.A. 39, 4610; Brit. 589,479 (C.A. 41, 6894b).--Passage of EtOH or iso-AmOH at space velocity 0.13 over a catalyst of 10% MoO₃ Al₂O₃ along with NH₃ yields nitriles. MeCN begins to form at 320° and reaches a max. yield of 22.0% on EtOH at 457°. At temps. under 400° EtOH reaction gave some pyridine. The mole ratio of EtOH to NH₃ was 1:2. The reaction with iso-AmOH studied from 319° to 519° gave iso-BuCN with best yield of 18%. With increase of temp. the reaction tends to yield more and more low mol. wt. nitriles. G. M. E.

464
 452
 2 May 2

amg

PAUSHKIN, Ya.M.; OSIPOVA, L.V.

Manufacture of acetonitrile from paraffin hydrocarbons and ammonia
in the presence of oxide catalysts. Khim. i tekhn. topl. i masel
no.11:33-39 N '57. (MIRA 11:1)

1. Institut nefti AN SSSR.
(Acetonitrile) (Paraffins) (Ammonia)

PAUSHKIN, Ya.M.; OSIPOVA, L.V.

Production of acetonitrile by the reaction of paraffin hydrocarbons
with ammonia in the presence of oxide catalysts. Trudy Inst.nefti
12:304-320 '58. (MIRA 12:3)
(Acetonitrile) (Paraffins) (Ammonia)

TOPCHIYEV, A. V., akademik; FANTALOVA, Ye. L.; OSIPOVA, L. V.

Polymerization of allylcyclohexane in the presence of the
catalytic system $TiCl_4 \cdot Al(iso-C_4H_9)_3$. Dokl. AN SSSR 147
no. 4: 857-859 D '62. (MIRA 16:1)

1. Institut neftekhimicheskogo sinteza AN SSSR.

(Cyclohexane) (Polymerization) (Catalysts)

10. Oshiyev, A.V. [deceased]; 1941-1972, Ye. L.; 1973-1974, A. V.

Polymerization of ethylene, propylene and cyclohexene in the presence of $TiCl_4 \cdot Al(i-C_4H_9)_3$. Neftokhimiya, no. 4: 250-254, 1973.

11. Initiator system based on Al-ethylmercaptan complex. (Paraffins, alkenes, cyclohexene, acetylene).

373
S/020/62/147/004/020/027
B101/B186

AUTHORS: Topchiyev, A. V., Academician, Fantalova, Ye. L.,
Osipova, L. V.

TITLE: Polymerization of allyl cyclohexane in the presence of the
catalyst system $TiCl_4 + Al(iso-C_4H_9)_3$

PERIODICAL: Akademiya nauk SSSR. Doklady, v. 147, no. 4, 1962, 857-859

TEXT: Allyl cyclohexane synthesized from cyclohexyl magnesium bromide and allyl bromide, was polymerized either in ampoules or under atmospheric pressure in an N_2 atmosphere at $70^\circ C$ together with $TiCl_4 + Al(i-C_4H_9)_3$.

n-heptane was used as solvent. Results: (1) The yield of the reaction in ampoules was high (up to 73.5%) only after a reaction time of more than 20 hrs. After 5 hrs, the change in the Al : Ti ratio did not affect the low yield. After a long reaction time, the yield was influenced by the catalyst concentration. Example: At a molar ratio of Al : Ti = 1 : 1, the yield was 0% at a catalyst concentration of 0.8 mmoles per 10 mmoles monomer, and 37% at 1.6 mmoles catalyst per 10 mmoles monomer. (2) The

Card 1/3

Polymerization of allyl cyclohexane ...

S/020/62/147/004/020/027
B101/B186

The synthesis of polyallyl cyclohexane which forms films and fibers, will also be of practical interest. There are 1 figure and 2 tables. The English-language reference is: T.W. Campbell, A.C. Haven, J.Appl.Polym. Sci., 1, 73 (1959).

ASSOCIATION: Institut neftekhimicheskogo sinteza Akademii nauk SSSR
(Institute of Petrochemical Synthesis of the Academy of Sciences USSR)

SUBMITTED: August 24, 1962

Card 3/3

OSIKOVA, L. V. *Chem. Chem. Sci.* -- (disc.) "Interrelation of paraffin isomerizations and aromatic on oxide catalyzers." Mos., 1968. 10 p. (Acad. Sci. USSR. Inst. of Petroleum), 100 copies ~~*****~~ (KL, 11-8, 113)

(SIPRA, L, U)

5(3) 11(8) 1947:1 BYE KOLLECTIV 3 17/2002

Andriyko was born. Inventor's cert. 1947, 1, 12 (Transactions of the Petroleum Institute, USSR Academy of Sciences, 1947) Moscow, USSR: MFTN, 1948. 5p. 9. Error city inserted, 1,700 copies printed.

M. S. E. Serdyukov, Professor; Ed. of Publishing House: K. O. Kuznetsov) Year. Ed.: V. V. Oshibov.

NOTE: The book is intended for scientists, engineers, and technicians in the petroleum industry.

COMMENT: This collection of articles describes the results of studies on the catalytic and technology of petroleum and gas conducted in the laboratories of the Petroleum Institute, Academy of Sciences, USSR, in 1976 and 1977. A new section "Petroleum Synthesis and Technology of Petroleum" has been included in the collection of articles. A list of investigations has been included for the period from 1976 to 1978 and a list of abstracts for the period from 1976 to 1978 is given. The book is intended for scientists, engineers, and technicians in the petroleum industry, Academy of Sciences, USSR, are given. Change in the Activity of Silica Gel in the Chromatographic Separation of Hydrocarbons

III. CATALYSIS AND QUALITY

1947, 1, 12 (Transactions of the Petroleum Institute, USSR Academy of Sciences, 1947) Moscow, USSR: MFTN, 1948. 5p. 9. Error city inserted, 1,700 copies printed.

1947, 1, 12 (Transactions of the Petroleum Institute, USSR Academy of Sciences, 1947) Moscow, USSR: MFTN, 1948. 5p. 9. Error city inserted, 1,700 copies printed.

1947, 1, 12 (Transactions of the Petroleum Institute, USSR Academy of Sciences, 1947) Moscow, USSR: MFTN, 1948. 5p. 9. Error city inserted, 1,700 copies printed.

1947, 1, 12 (Transactions of the Petroleum Institute, USSR Academy of Sciences, 1947) Moscow, USSR: MFTN, 1948. 5p. 9. Error city inserted, 1,700 copies printed.

1947, 1, 12 (Transactions of the Petroleum Institute, USSR Academy of Sciences, 1947) Moscow, USSR: MFTN, 1948. 5p. 9. Error city inserted, 1,700 copies printed.

1947, 1, 12 (Transactions of the Petroleum Institute, USSR Academy of Sciences, 1947) Moscow, USSR: MFTN, 1948. 5p. 9. Error city inserted, 1,700 copies printed.

1947, 1, 12 (Transactions of the Petroleum Institute, USSR Academy of Sciences, 1947) Moscow, USSR: MFTN, 1948. 5p. 9. Error city inserted, 1,700 copies printed.

1947, 1, 12 (Transactions of the Petroleum Institute, USSR Academy of Sciences, 1947) Moscow, USSR: MFTN, 1948. 5p. 9. Error city inserted, 1,700 copies printed.

1947, 1, 12 (Transactions of the Petroleum Institute, USSR Academy of Sciences, 1947) Moscow, USSR: MFTN, 1948. 5p. 9. Error city inserted, 1,700 copies printed.

1947, 1, 12 (Transactions of the Petroleum Institute, USSR Academy of Sciences, 1947) Moscow, USSR: MFTN, 1948. 5p. 9. Error city inserted, 1,700 copies printed.

1947, 1, 12 (Transactions of the Petroleum Institute, USSR Academy of Sciences, 1947) Moscow, USSR: MFTN, 1948. 5p. 9. Error city inserted, 1,700 copies printed.

1947, 1, 12 (Transactions of the Petroleum Institute, USSR Academy of Sciences, 1947) Moscow, USSR: MFTN, 1948. 5p. 9. Error city inserted, 1,700 copies printed.

1947, 1, 12 (Transactions of the Petroleum Institute, USSR Academy of Sciences, 1947) Moscow, USSR: MFTN, 1948. 5p. 9. Error city inserted, 1,700 copies printed.

1947, 1, 12 (Transactions of the Petroleum Institute, USSR Academy of Sciences, 1947) Moscow, USSR: MFTN, 1948. 5p. 9. Error city inserted, 1,700 copies printed.

5(3)
AUTHORS: Paustkin, Ya. M., Osipova, L. V. SIV 74-28-100
(Moscow)

TITLE: Properties, Production and Use of Acetonitrile. Svoystva, poluchenie i primeneniye atsetonitrila

PERIODICAL: Uspekhi khimii, 1959, Vol 28, Nr 3, p. 177-204. USSR

ABSTRACT: Gases of thermal and catalytic cracking as well as paraffin-hydrocarbons with a low octane number are increasingly used as chemical raw materials. The industrial production of acetonitrile is only delayed because there are at present no cheap and simple methods available for its production. In the present paper only those properties of acetonitrile are listed which are in some relation with its practical use. Also its physical properties are of interest: it is a colorless liquid with a melting point of -43.7°C , boiling point 81.6°C , d_4^{20} 0.7857 (Ref 1) 0.7828 (Ref 2) and n_D^{20} 1.3441 (Ref 4). It has a high dipole moment, 3.58 D (Ref 3) and a high dielectric constant: 35.8 (Refs 4,5). The latter might be the cause of its considerable dissolving effect. Acetonitrile is frequently used as solvent, as component in azeotropic distillations and

Card 1/4

Properties, Production and Use of Acet nitrile

as chemical raw material. Presently mainly the interaction of oxygen-containing compounds, preferably acetic acid and ammonia, is used for its production in industry. Instead of acetic acid ethyl ether may be also used. On the interaction of aldehydes and ketone with ammonia in the presence of fluorine-containing catalysts alkyl pyridines are obtained (Ref 176). Primary alcohols with ammonia in the presence of zinc sulfide (Ref 143), aluminolybdenum (Refs 141, 142) and some other catalysts yield the corresponding nitriles. At temperature increase the yield in the corresponding nitriles is reduced and the yield in acetonitrile increases owing to the cracking of highest nitriles. Promising is the synthesis of acetonitrile from olefin-hydrocarbons and ammonia. Until quite recently the communications on the reaction of paraffin-hydrocarbons with ammonia were confined to some patents (Table 2). As can be seen from them, on the interaction of alkylnaphthene hydrocarbons with ammonia both acetone nitrile and aromatic nitriles are formed. The authors thoroughly investigated the reaction of n-butane, neopentane, i-pentane, n-hexane, n-heptane and n-octane with ammonia in the presence of oxide catalysts in a system with continuous

Card 2/4

Properties, Production and Uses of Acetonitrile

flow at atmospheric pressure, acetyl chloride. It was found that the yield in acetonitrile depends on temperature, volume rate of the supply of initial hydrocarbon and the molar ratio of the reagents. Most promising for industrial purposes is the nickel-hydrogen catalyst by means of which the yields in acetonitrile were obtained at lowest temperatures (Table 3). It is possible to synthesize successfully acetonitriles from ammonia and a cheap raw material such as low molecular paraffin-hydrocarbons. At present, the points regarding the reaction mechanism of olefin- and paraffin-hydrocarbons with ammonia are rather at variance. According to the authors' opinion, the addition of ammonia to the double olefin bond takes place in consequence of a chain reaction under participation of free radicals, in contradiction with the formula by Markovnikov. The investigation of the reaction of isooctyl alcohol with ammonia also suggests an addition of ammonia to the double bond in contradiction with the formula by Markovnikov. Corresponding highest nitriles are formed there which are the principal products of reaction at low temperatures. At high temperatures they decompose and form acetonitrile and HCN. In the reaction of acetic acid and

Card 3/4

Properties, Production and Use of Acetonitrile

SOV 7-1-1954

hydrocarbon with ammonia acetonitrile is separated in the form of an azeotropic mixture with water. The water can be eliminated from acetonitrile in several ways: by means of combined distillation, by refrigeration and separation of the liquid layer (ref. 208), by saturation of the azeotrope with carbonic anhydride and ammonia and subsequent separation of the upper layer (ref. 197), by means of passage of the azeotropic mixture over the activated aluminum oxide at low pressure (ref. 209) or its distillation at low pressure (ref. 210). If cheap and simple methods for the production of acetonitrile are found, it will play a leading part in organic synthesis due to its manifold possibilities of transformation. There are 3 tables and 25 references, 20 of which are a bibliography.

Card 4/4

DSI PDVA, L.V.

7

The production of acetonitrile from paraffin hydrocarbons and ammonia in the presence of oxidizing catalysts. V. M. Pavlovkin and L. V. Orlova. *Khim. i Tekhnol. Topika* (Mosc. 1957) 1, 33-9; cf. Denton, et al., C.A. 44, 8880f; 48, 1244a; U.S. 2,450,632, C.A. 43, 3639b.—Studies to det. optimum conditions for the reaction of hydrocarbons with NH₃ to form nitriles included work on butane, pentane, isopentane, amylene, and hexane. For pentane at 610°, a vol. space velocity of 0.15/hr. and a vol. ratio of C₅H₁₂:NH₃ of 4, the nitrile yield was 44.6%. Optimum reaction temp. for the hexane was 650°. H. L. Olin.

4
2-11-21
3

7/1
Distra: 4E1j/4E2c(j)/4E3d

OSIROVA, L. V.

Distr: hEhJ/hE3d

2524. PRODUCTION OF ACETONITRILE FROM PARAFFIN HYDROCARBONS AND AMMONIA
IN THE PRESENCE OF OXIDE CATALYSTS. ⁷ ~~Zaigskii, Ya. M., and Osipova, L. V. (Khim.
Tekhnol. Topliwa Masel (Chem. Technol. Fuel & Lub., Moscow), Nov. 1957, 33-35).~~
Experiments are recorded with n-butane, various pentane fractions, n-hexane
and n-heptane. Aluminium-tungsten catalysts, promoted with molybdenum oxide
were used. (L.)

dm

114
2

OSIPOVA, L.V.

1. [?] Synthesis of acetonitrile from pentane and ammonia ²⁷ ~~Ys. Ak.~~
 Panshin and L. V. Osipova (*Dokl. Akad. Nauk SSSR*, 1956, III, 117-120).—Investigation is reported into the reaction of direct synthesis of acetonitrile from n-pentane and ammonia at atm. pressure and temp. of 450-600° on an industrial alumina-molybdena catalyst (10% molybdenum oxide and 90% aluminium oxide). It is suggested that the reaction proceeds according to the following equations: $C_5H_{12} + NH_3 \rightarrow CH_3CN + 3CH_4$; $C_5H_{12} + 2NH_3 \rightarrow 2CH_3CN + CH_4 + 4H_2 + C[sic]$. In the experiments the molar ratio of the reagents, the space velocity and temp. were varied. Max. output of acetonitrile was 43.8% obtained at 520° with a space velocity of n-pentane of 0.15 l. on 1 l. of catalyst per hour and a molar ratio of pentane to ammonia of 1 : 2.

P. Cozzano—MT

5
 4E 2j
 4E 2c
 2 May

PAUSHKIN, Ya.M.; OSIPOVA, L.V.; KHERSHKOVITS, N.

Synthesis of nitriles from alcohols and ammonia on oxide catalysts.
Dokl. AN SSSR 113 no.4:832-835 Ap '57. (MLRA 10:6)

1. Institut nefti Akademii nauk SSSR. Predstavleno akademikom A.V.
Tipchiyevym. (Acetonitrile) (Nitriles)

YEVSTIGNEYEV, R., nauchnyy sotrudnik.; OSIPOVA, N., nauchnyy sotrudnik

Improvement of the system of material incentives in Czechoslovak
industry. Sots. trud no. 7:17-22 J1 '58. (MIRA 11:8)

1. Institut ekonomiki AN SSSR (for Yevstigneyev). 2. Ekonomicheskiy
institut Chekhoslovatskoy AN (for Osipova).
(Czechoslovakia--Industries)
(Czechoslovakia--Wages)

OSIPOVA, M. kand. yuridich. nauk; KHINOI, S., kand. yuridich. nauk

A book on the legal regulation of state commerce law "Legal regulation
of state commerce in the U.S.S.R." Reviewed by M. Osipova, S. Khinoi.
Sov. torg. 33 no.8:34-35 Ag '59. (MIRA 12:11)
(Trade regulation)

OSIPOVA, N.

Contracts for internal deliveries. Prom. koop. 13 no.4:8 Ap '59.
(MIRA 12:6)

1. Glavnyy arbitr Rospromsoвета.
(Delivery of goods (law))

5(3)

AUTHORS:

Nesmeyanov, A. N., Borisov, A. Ye.,
Novikova, N. V., Osipova, M. A.

SOV, 52-54-2-1-1-1

TITLE:

Synthesis of Organo-Tin Compounds From Organomercurials and Stannous Salts in Inert Solvents (Sintez clovoorganicheskiikh soyedineniy iz rtutnoorganicheskiikh soyedineniy i soley dvuvalentnogo olova v inertnykh rastvoritelyakh)

PERIODICAL:

Izvestiya Akademii nauk SSSR. Otdeleniye khimicheskikh nauk. 1959, Nr 2, pp 263-266 (USSR)

ABSTRACT:

In the present paper the interaction of organomercurials with stannous salts in an inert solvent not containing any mobile hydrogen atom was investigated. It was proved that in this connection no side reaction takes place in which $(RO)_2SnX_2$ is formed such as with the application of acetone and acetone as solvent. From the reaction of dipropenyl mercury with stannous bromide dipropenyl tin was obtained. In the case of diisopropenyl mercury, diisopropenyl tin dibromide, tetraisopropenyl tin and isopropenyl mercury tribromide were precipitated. The reaction of diphenyl mercury, di-p- and di-o-toluene mercury, di- α -naphthyl mercury and

Card 1/2

Synthesis of Organo-Tin Compounds From Organo-
mercurials and Stannous Salts in Inert Solvents

SCV 62-55-2-104

diethyl mercury with stannous chloride as well as diphenyl-
mercury with stannous bromide yielded normal reaction products.
There are 3 Soviet references.

ASSOCIATION: Institut elementoorganicheskikh soedineniy Akademii Nauk SSSR
(Institute of Elemental-Organic Compounds of the Academy of
Sciences, USSR)

SUBMITTED: May 24, 1957

Card 2/2

NASMEYANOV, A.N.; BORISOV, A.Ye.; SAVEL'YEVA, I.S.; GSHICVA, E.A.

Products of the addition of mercury salts to disubstituted acetylenes. Izv. AN SSSR. Otd.khim.nauk no.7:1249-1252 Ji 61. (MIRA 14:7)

1. Institut elementoorganicheskikh soyedineniy AN SSSR.
(Acetylene) (Mercury salts)

BORISOV, A.Ye.; OSIPOVA, M.A.

Reaction of asymmetric organomercury compounds with thallium
trichloride. Izv.AN SSSR, Otd.khim.nauk no.6:1039-1042 Je '61.
(MIRA 14:6)

1. Institut elementoorganicheskikh soyedineniy AN SSSR.
(Mercury organic compounds) (Thallium chlorides)

BORISOV, A.Ye.; OSIPOVA, M.A.; NESMEYANOV, A.N.

Alkenyl compounds of bismuth. Izv.AN SSSR.Ser.khim. no.8:1507-
1509 Ag '63. (MIRA 16:9)

1. Institut elementoorganicheskikh soedineniy AN SSSR.
(Bismuth organic compounds)

0511 W.

programming on the basis of the structure of
digital computers. no. 3:535-536
... ..

L 47002-66 EXT(1), TIF(1) INT(1), RE(1)
ACC NR: AP6030985 SOURCE CODE: UR/0378/66/000/004/0038/0051

AUTHOR: Osipova, M. A.

ORG: none

TITLE: The source language for a certain general-purpose digital computer

SOURCE: Kibernetika, no. 4, 1966, 38-51

TOPIC TAGS: computer language А. А. А. А. А. А. А. А.

ABSTRACT: The syntax of a so-called A-language which is reported to be 2—3 times more efficient than a language based on the three-address system is described. The language uses the Lukasiewicz parenthesis-free notation, a variable instruction format, and syllabic command representation. The basic features of this language are 1) the use of two syllable types differing in length, 2) application of Boolean variables, 3) precise division between computing and control operations, and 4) use of address expansion. The language is represented by 10 digits, the letters from the Latin and Russian alphabets, and operational symbols. There are 32 operators whose functions are given. They operate on real numbers, whole numbers, and vectors by manipulating algebraic variables, Boolean variables, numerical constants, and Boolean

Card 1/2

L 47893-66

ACC NR: AP6030985

constants. Examples of algebraic and Boolean formulas, general assignment statements, "FOR," "GO TO," and other transfer-of-control statements are given. Utilization restrictions due to machine characteristics are also outlined. Orig. art. has: 8 formulas and 1 table. [BD]

SUB CODE: 09/ SUBM DATE: 01Jun65/ ORIG REF: 001/ OTH REF: 002

Card 2/2 mt

KHODZHAYEV, G.; OSIPOVA, M.I.; CHERKOV, M.F.; MAT'YAKUBOV, D.; KHALIKOV, R.;
SAMSONOVA, L.M.

Petroleum of the Andizhan field. Uzb. khiz. zhur. no.1:88-93 '60.
(MIRA 14:4)

(Andizhan—Petroleum)

OSIPOVA, M.I.

Studying radicals and powers with fractional exponents in the
ninth grade of the secondary school. Uch. zap. MGPI 116: 12-13
'58. (MIRA 12:9)

(Algebra--Study and teaching)

KHODZHAYEV, G.Kh.; DMITRIYEV, P.P.; OSIPOVA, M.I.; CHERKOV, M.F.;
BRAUDE, A.N.; MAT'YAKUBOV, D.; SAMATOV, A.; SAMSONOVA, L.M.

Petroleum from Khartum fields. Uzb.khim.zhur. no.1:71-77 '59.
(MIRA 12:6)

1. Institut khimii AN UzSSR.
(Fergana--Petroleum--Analysis)

OSIPOVA, N.I. (Murov).

Powers and roots in grade 8. Mat. v shkole no.3:18-26 My-Je '57.
(Algebra--Study and teaching) (MLBA 10:6)

MAYERGOYZ, D.M. (Kiyov); ZAZOYEV, A.G. (Yelabuga); OSIPOVA, M.I.
(Miron)

Discussion of A.N.Barsukov's book "Algebra." Part 2. Mat.v
shkole no.4:70-81 J1-Ag '59. (MIRA 12:11)
(Algebra) (Barsukov, A.N.)

OSIFO A, M. I.

4382. OSIPOVA, M. I. -- Khozyaystvennyye dogovory po snabzheniyu i sbytu v
promyslovoy kooperatsii. M., kolz, (1954). 120 s. 22 sm. 10,000 ekz.
4r. 10k--(55-175)p 334.6 c 347.454.3

SC: Enizhnaya Letopis', Vol. 1, 1955

BAYEVSKIY, R.M.; OSIPOVA, M.M.

Selection of leads and the analysis of electrocardiograms of dogs. |
Probl.kosm.biol. 1:422-426 '62. (MIRA 15:12)
(ELECTROCARDIOGRAPHY) (SPACE MEDICINE)

ONIPOVA M M

ACCESSION NR: AT4042660

S/0000/63/000/000/0182/0185

AUTHOR: Zharov, S. G.; Lavin, Ye. A.; Kovalenko, Ye. A.; Kalinichenko, I. R.; Karpova, L. I.; Mizerova, N. S.; Onipova, M. M.; Simonov, Ye. Ye.

TITLE: The study of the prolonged effects on man of an atmosphere with an increased CO₂ content

SOURCE: Konferentsiya po aviatsionnoy i kosmicheskoy meditsine, 1963. Aviatzionnaya i kosmicheskaya meditsina (Aviation and space medicine): materialy konferentsii. Moscow, 1963, 182-185

TOPIC TAGS: carbon dioxide effect, man, pressure chamber, acidosis, hypodynamia, fatigue

ABSTRACT: Two experiments were performed in which human subjects were kept in pressure chambers with a capacity of 7 cubic meters at an air temperature of 20-22°C and a relative humidity of 40 to 60%. Oxygen content varied from 19 to 22%. In the first experiment, the CO₂ level was maintained at 1% and in the second experiment at 2%. Two subjects were used in each experiment; each experiment lasted thirty days. Examination of the physiological indices indicates that the

Card 1/2

ACCESSION NR: AT4042680

presence of men in an atmosphere of limited capacity with an increased CO₂ content leads to acidosis, hypodynamia, and fatigue. The intensity of acidosis increases with an increase of CO₂ content from 1% to 2% and increases with the duration of time spent in the chamber. Subjects who remained in the test chamber for thirty days with a CO₂ content equal to 1% maintained their work capacity on a sufficiently high level. When exposed to physical loads, subjects who had spent thirty days in an atmosphere of 2% CO₂ manifested a sharp decrease in work capacity and a significant strain on the functions of the organism. However, the functional changes observed were completely reversible.

ASSOCIATION: none

SUBMITTED: 27Sep63

ENCL: 00

SUB CODE: L8

NO REF SOV: 000

OTHER: 000

Card 2/2

OSIEVA, M. I., ERG ZHAYEV, I. I., BUCOVA, Ye. I.

Neoplastic and immunological disorders. Cytosine derivatives of
the Friedländer type. Synthesis and biological activity. *Dokl. Akad. Nauk SSSR*
1967, 171, 1157-1160.

1. Institute of Chemistry, USSR.

AGAIL'BANYAN, N.A.; ZHAROV, S.G.; FALINICHENKO, I.H.; KARILOVA, T.I.;
KAPLAN, Ye.Ya.; KILNETSOV, A.G.; OLIYENVA, M.M.; MADAN, A.N.;
DEBYEYENKO, A.V.

Effect of various rates of decompression on the human body.
Voen. med. zhur. no.10:49-53, 1965. (MMA 18:1)

ACC NR: AT6036466

SOURCE CODE: UR/0000/66/000/000/0010/0011

AUTHOR: Agadzhanian, N.A.; Kalinichenko, I. R.; Muznetsov, A. G.; Lopikova, I. I.;
Nikulina, G. A.; Osipova, M. M.; Reutova, M. B.; Sergiyenko, A. V.; Shevchenko, Yu. V.

ORG: none

TITLE: Effect of rapidly increasing hypoxia on the human organism [Paper presented
at conference on problems of space medicine held in Moscow from 24-27 May 1966]

SOURCE: Konferentsiya po problemam kosmicheskoy meditsiny, 1966. Problemy
kosmicheskoy meditsiny. (Problems of space medicine); materialy konferentsii, Moscow,
1966, 10-11

TOPIC TAGS: hypoxia, spirometry, electrocardiogram, human physiology

ABSTRACT:

In order to determine the time available for taking countermeasures during a rapid drop in partial oxygen pressure, the resistance of the body to rapidly increasing hypoxia was studied in 28 human subjects by the re-breathing method using a spirometer filled at the start with 8.5 l of atmospheric air. The O₂ content of this air decreased as the oxygen was used up. CO₂ was chemically absorbed.

Card 1/3

[The text in this block is extremely faint and illegible. It appears to be a multi-paragraph document, possibly a report or a letter, but the specific content cannot be discerned.]

U.S.S.R. / Human and Animal Physiology. General Problems
of Physiology.

Abs Jour: Ref Zhur-Biol., No 5, 1958, 21832.

Author : ~~Osipova I. N.~~
Inst : Central Institute for Advanced Physicians.
Title : Experiences in Clinical Application of Theories
of Functional Liability. Scientific Works of
Post-graduate Students and Clinical Internes.

Orig Pub: Centr. In-t usoversh. vrachey, 1957, v. 4,
134-135.

Abstract: No abstract.

Card 1/1

ARBUZOV, B.A.; ZOROASTROVA, V.M.; OSIPOVA, M.P.

Esters of phosphoric and thiophosphoric acids containing heterocyclic radicals. Report No.4: Reaction of phosphoric and thiophosphoric acid chlorides with α -aminopyridine. Izv. AN SSSR Otd.khim.nauk no.12:2163-2168 D '61. (MiRA 14:11)

1. Khimicheskiy institut im. A.M.Butlerova kazanskofo gosudarstvennogo universiteta im. V.I.Ul'yanova-Lenina.
(Phosphoric acid) (Phosphorothioic acid) (Pyridine)

USSR/Chemistry - Plastics

FD-1549

OSIPOVA, M. P.

Card 1/1 : Pub. 50-6/25

Author : Chelobov, N. A., Cand Tech Sci; Osipova, M. P.

Title : Determination of the pressure of the plastic in the casting machine

Periodical : Khim. prom., No 8, pp 477-79 (29-31), Dec 1954

Abstract : Describes the technique of measuring pressures by means of membranes and strain gages mounted within the injector and mold of experimental casting machines. Discuss the significance of data obtained in this manner in the case of polystyrene cast at 180°C.

Institution : Scientific Research and Planning Institute of Plastics

Submitted :

POGODAYEV, K.I.; OSIPOVA, M.S.; KUNEYEVA, Z.I.

Effect of ionizing radiation on protein metabolism in the
brain. Trudy Inst.vys.nerv.deiat. Ser.fiziol. 4:236-243 '60.

(MIRA 13:7)

1. Iz Kabineta biokhimii mozga Instituta vysshey nervnoy deyatel'-
nosti AN SSSR. Zaveduyushchiy kabinetom - K.I. Pogodayev.

(RADIATION--PHYSIOLOGICAL EFFECT)

(PROTEIN METABOLISM) (BRAIN)

OSIPOVA, M.S.

Some changes in protein metabolism in the brain following
gamma ray irradiation (Co⁶⁰). Trudy Inst.vys.nerv.deyat. Ser. pato-
fiziol. 4:266-270 '58 (MIRA 11:12)

1. Iz kabineta biokhimii mozga (zav. starshiy nauchnyy sotrudnik
K.I. Pogodayev) Instituta vysshey nervnoy deyatel'nosti, AN SSSR.
(PROTEIN METABOLISM)
(BRAIN)
(GAMMA RAYS--PHYSIOLOGICAL EFFECT)

OSIPOVA, M. S.

OSIPOVA, M. S., Ml. Nauchn. Sotr. i, LUKINYKH, N. A., Kand. Tekhn. Nauk.

Akademiya Komunal'nogo Khozyaystva IM. K. D. Pamfilova

Uplotneniye Aktivnogo Ila Metodm Flotatsii i yego dal'neyshaya obratotka

Page 56

SO: Collection of Abstracts of Scientific Research Work on Sanitation Problems
in 1950. Moscow, 1951

POGODAYEV, K.I.; SAVCHENKO, Z.I.; OSIPOVA, M.S.; TUROVA, N.F.


Protein metabolism in brain tissues during recurrent epileptic seizures. Ukr. biokhim. zhur. 32 no.6:808-822 '60. (MIRA 14:1)


1. Institute of Higher Nervous Activity of the Academy of Sciences of the U.S.S.R., Moscow.

(PROTEIN METABOLISM)

(BRAIN)

(CONVULSIONS)





CHOCHIA, N.G.; BELYAKOVA, Ye.Ye.; BOROVSKAYA, I.S.; VOLKOV, A.M.; GRAYZER, M.I.;
IL'INA, Ye.V.; KAZAKOV, I.N.; KIRKINSKAYA, V.N.; KISLYAKOV, V.N.;
KRASIL'NIKOV, B.N.; MAYMINA, L.G.; OSIPOVA, N.A.; RADYUKOVICH, L.V.;
ROMANOV, P.I.; KULIKOV, M.V., red.; DOLMATOV, P.S., vedushchiy red.;
YASHCHURZHINSKAYA, A.B., tekhn. red.

[Geology, and oil and gas potentials of the Minusinsk lowland]
Geologicheskoe stroenie Minusinskikh meshgornykh vpadin i
perspektivy ikh nefte-gazonosnosti. Leningrad, Gos. nauchn.
tekhn. izd-vo nef. i gorno-toplivnoi lit-ry Leningr. otd-nie,
1958, 288 p. (Leningrad. Vsesoiuznyi neftianoi nauchno-issledo-
vatel'skii geologorazvedochnyi institut. Trudy, no. 120)

(MIRA 12:5)

(Minusinsk Lowland--Petroleum geology)
(Minusinsk Lowland--Gas, Natural--Geology)

СЛОВА, А.

С. Славянский. Тер. звезды 13. no. 1: 112-115. (1957)

1. Угел параметров звезд Московского отделения Всесоюзного астрономического общества.
(Stars, Variable)

LEVIN, A.S.; OJIPOVA, E.A.

Mechanism of the polarographic reduction of aromatic sulfonic acids and sulfones. Part 1. Coulometric investigation. Zhur. i. Khim., 32, no.7, 2084-2091, 1971, 10 refs. (MIRA 1972)

1. Nauchno-issledovatel'skiy institut organicheskikh poluproduktov i krasitel'ov.
(Sulfonic acids) (Reduction, Electrolytic)

KUZIN, M.I., prof.; OSIPOVA, N.A.

Reticulocytic reaction of the blood as an index of hypoxia during surgery under anesthesia and during the postoperative period.
Khirurgiia 38 no.10:44-50 0 '62. (MIRA 15:12)

1. Iz fakul'tetskoy khirurgicheskoy kliniki (zav. - zasluzhennyy deyatel' nauki prof. M.N. Yelanskiy) I Moskovskogo ordena Lenina meditsinskogo instituta imeni I.M. Sechenova.

(ERYTHROCYTES)

(ANOXENIA) (SURGERY, OPERATIVE) (ANESTHESIA)

AUTHORS: Shest A. P., Chernyaev N. A. (D. Sc. in Chem.)
TITLE: Sulphone Sulph. Acids as By-products in Sulphonation Processes.
(Sul'fokisl'otnyye sulfonnyye kak by-nyye produkty v protsessakh
sul'firovaniya.)
V. G. Some Factors Influencing the Formation of Sulphone Sulph. Acids
(V. G. Nekotoryye faktory vliyayushchie na obrazovanie
kisl'ot sulfonnykh)

PERIODICAL: Zhurnal Obshchey Khimii, 1959, No. 10, pp. 2171-2178
ABSTRACT: In connection with earlier papers by the authors, details are given
further of the effect of various factors which exert an influence
on the degree of formation of sulphone sulph. acids and also on the
conditions of sulphonation which lead to their maximum formation.
For this purpose benzene was sulphonated. The investigation of the
possible reactions which lead to the formation of the sulph. acids
of diphenyl sulphure in the sulphonation of benzene shows that it
may be divided into two groups. The first group comprises reactions
which take place in the formation of sulphone sulph. acids by way
of diphenyl sulphure as intermediate product connected with its sub-
sequent sulphonation. The second group comprises reactions in which
sulphone sulph. acids form directly from benzene sulph. acids.

Card 1/3

SOV 10 1955

Sulphone Sulpho Acids as By-products in Sulphonation Processes V. On Some Factors Influencing the Formation of Sulphone Sulpho Acids

The reactions of the first group may take place only in the sulphonation of the free carbohydrate; on the other hand, e.g. such a step-wise formation of the diphenyl sulphone sulpho acid by way of diphenyl sulphone is impossible in a sulphonation of benzene with sulpho acid. It was found that diphenyl sulphone sulpho acids may form according to the first type of reaction as well as according to the second one. Thus, it was found that the formation of diphenyl sulphone sulpho acids in sulphonation of benzene with benzene takes place under the formation of diphenyl sulphone as intermediate product as well as directly from benzene monosulpho acid. The benzene disulpho acid practically is not transformed into diphenyl sulphone sulpho acids under the above conditions of sulphonation. The conditions which lead to a minimum formation of diphenyl sulphone sulpho acids were found as well as the delaying influence exercised by sodium sulphate on the formation of diphenyl sulphone sulpho acids in the sulphonation of benzene with benzene. There are 4 tables and 10 figures, 2 of which are Soviet.

Card 2/3

SOVIET UNION

Sulphone Sulpho Acids as By-product in Sulphination Processes Which Can be
Influencing the Formation of Sulpho Sulpho Acids

ASSOCIATION: Nauchno-Issledovatel'skiy Institut Organicheskoy Khimii i
Krasitel'ey (Scientific Research Institute of Organic Chemistry
and Dyes)

SUBMITTED: July 1968

Card 1/3

GRINBERG, S.V.; OSIPOVA, N.A.

Underground source of mountain rivers in the northern slope of the
Trans-Ili Alatau. Izv. AN Kazakh. SSR. Ser. geol. nauk no. 5:89-95
'63. (MIRA 17:1)

1. Upravleniye gidrometeorologicheskoy sluzhby KazSSR, Alma-Ata.

OSIPOVA, N.A.

Stratigraphy, paleogeography, and facies of Devonian sediments
of the North Minusinsk Basin in the connection with the evaluation
of oil and gas potentials. Trudy VNIGRI no.124:285-340 '58.
(MIRA 16:7)

(Minusinsk Basin—Petroleum geology)
(Minusinsk Basin—Gas, Natural—Geology)

SHESTOV, A.P.; OSIPOVA, N.A.; PETUKHOVA, K.K.

Sulfone sulfonic acids as by-products in sulfonation processes.
Part 6: Possibility of using the chromatopolarographic method for the
quantitative determination of sulfonic acids of naphthalene and
dinaphthylsulfone. Zhur.ob.khim. 31 no.6:1780-1787 Je '61.
(MIRA 14:6)

1. Nauchno-issledovatel'skiy institut poluproduktov i krasiteley
imeni K.Ye.Voroshilova.
(Sulfone) (Naphthalene) (Sulfonic acids)

SHESTOV, A.P.; OSIPOVA, N.A.

Sulfonic acids as side products in sulfonation process of sulfones.
Part 4: Possibilities of polarographic determination of sulfonic
acids of 4,4'-dimethyl-diphenylsulfone, 4,4'-dichlorodiphenyl-
sulfone, 2,2'-dinaphthyl sulfone. Zhur.ob.khim. 27 no.10:2790-2796
O '57. (MIRA 11:4)

1. Nauchno-issledovatel'skiy institut organicheskikh poluproduktov i
krasiteley im. k.Ye. Voroshilova.
(Sulfone) (Naphthyl sulfone) (Polarography)