

Synoptic maps of...

29885  
S/189/81/000/009/046/038  
D228/D304

foci remain in the same position for several hours--being undisplaced with respect to the earth's surface. The meaned synoptic maps of the perturbability may be used for forecasting disturbances. [Abstractor's note: Complete translation.] X

Card 2/2

OL', A.I.

Correlation between cosmic ray variations at high latitudes, solar activity, and geomagnetic disturbances. Trudy AAWII 223:110-149 '60;

(Cosmic rays)

(Magnetic storms)

(MIRA 13:10)

(Sun)

ACCESSION NR: AT3012747

S/2961/60/000/002/0142/0145

AUTHORS: Ol', A. I.; Tyasto, M. I.

TITLE: Connection between cosmic-ray intensity and magnetic activity and radio emission from the sun

SOURCE: AN SSSR. Mezhdunetomst. komit. po prov. mezhdunarodn. geofizich. goda. 7 razdel program. MGG. Kosmicheskiye luchi. Sb. statey, no. 2, 1960, 142-145

TOPIC TAGS: cosmic rays, cosmic ray intensity, magnetic activity, solar radio emission, sunspot, sunspot cycle, cosmic ray meson component, cosmic ray neutron component

ABSTRACT: The relation between the radio emission of the sun, the intensity of the cosmic rays, and the magnetic activity is investigated using solar radio emission data recorded in 14 Soviet and foreign stations, and data on the cosmic-ray meson and neutron com-

Card

1/12

ACCESSION NR: AT3012747

ponents. The method of superposition of the epochs is used. The various procedures used in the investigations are described. The results show that in 1958 and in 1951--1952, i.e., both during the maximum epoch and during the epoch of relatively high solar activity on the decreasing branch of the 11-year cycle, the intensified radio emission connected with the decreased intensity of the cosmic rays gives a clearly pronounced increase in the magnetic activity. At the same time, the radio emission maxima connected with the increase in the intensity of the cosmic rays are accompanied by a decrease in the magnetic activity. In 1953--1955 this effect became less noticeable but the difference remains the same. These conclusions are compared with results by others (E. Tandberg-Hanssen, *Astrophysica Norvegica*, 1956, v. 5, 9 and M. Kodama and K. Murakama, *J. Geomagn. and Geoelectr.* 1956, v. 8, 2). Orig. art. has: 2 figures.

ASSOCIATION: None

Card 2/2

80827

S/033/60/037/02 /003/013  
E032/E914

3.1540

AUTHOR: Ol', A. I.

TITLE: On the Possible Periodicity in Solar Activity<sup>v</sup>

PERIODICAL: Astronomicheskij zhurnal, Vol 37, Nr 2, pp 222-226 (USSR)

ABSTRACT: In 1901<sup>1960</sup> Newcomb (Ref 1) pointed out that two hypotheses can be put forward as to the nature of periodic phenomena in which the phase is subject to irregular changes. According to the first hypothesis the observed phenomenon may be due to a strictly periodic agent but the effects due to this agent are subject to irregular changes which either delay or bring forward the time of appearance of a given phase of the phenomenon. Thus if  $T$  is the true value of the period, then at the end of the  $n$ -th period the observed time of appearance of the given phase will differ from  $nT$  only by a small quantity  $\pm \epsilon_n$  which is independent of  $n$ . According to the second hypothesis, the period itself, which is characteristic of the agent causing the phenomenon, is subject to irregular changes. In this Card1/4 case the acceleration or otherwise of the appearance of

80827

S/033/60/037/02/003/013  
E032/E914

## On the Possible Periodicity in Solar Activity

the given phase will affect all the subsequent times. If  $\pm \epsilon$  characterizes the acceleration or deceleration in a given period, then after  $n$  subsequent periods the probable deviation of the time of appearance of the given phase from the time calculated from the mean period should be  $\pm \epsilon \sqrt{n}$ . In this case the observed deviations should increase with  $n$ . These hypotheses can be tested experimentally. The present author applies the test to the difference (in years) between the observed and calculated epochs of maxima ( $\Delta t_{\max}$ ) and minima ( $\Delta t_{\min}$ ) in Wolf's numbers. The period covered corresponds to cycle numbers -3 to 19 (Zurich numeration). The corresponding data are given in Table 2. These results were obtained using Newcomb's period of 11.13 years. The differences were then averaged over groups of four cycles (Table 3). Table 3 also gives the mean values

Card 2/4

4

60827

S/033/60/037/02/003/013  
E032/E914

## On the Possible Periodicity in Solar Activity

of the maximum Wolf numbers in each of the groups ( $\bar{W}_M$ ). It follows from Table 3 that there is the correct alternation in the sign of  $\overline{\Delta t}_{\max}$  in successive groups of cycles. There is a positive correlation between the values of  $\overline{\Delta t}_{\max}$  and  $\overline{\Delta t}_{\min}$  for the corresponding groups of cycles, and a negative correlation between  $\overline{\Delta t}_{\max}$  and  $\overline{\Delta t}_{\min}$  on the one hand, and  $W_M$  on the other. There is no systematic increase in  $\overline{\Delta t}_{\max}$  and  $\overline{\Delta t}_{\min}$  with the cycle number. It thus appears that the first hypothesis is largely correct. The time development of solar activity shows a strict periodicity, the period being 11.13 years. On the other hand, the quantities  $\Delta t$  cannot be looked upon as entirely random since they depend to some extent on the general level of solar activity which is subject to higher order cycles

Card3/4

4

80827

S/033/60/037/02/005/013  
E032/E914

On the Possible Periodicity in Solar Activity

than the 11 year cycle. This does not however affect the conclusion that  $\Delta t$  does not increase with cycle number. The paper is concluded with detailed calculations of the correlation coefficients and these are used to predict the epochs of the minimum and maximum of cycle number 20. It is found that the epoch of the minimum of this cycle should occur in 1965.2 and the maximum in 1970. There are 4 tables and 1 English reference.

ASSOCIATION: Arkticheskiy i Antarkticheskiy nauchno-issledovatel'skiy in-t (Arctic and Antarctic Scientific Research Institute)

SUBMITTED: August 13, 1959.

Card 4/4



38250

S/169/62/000/005/092/093  
D228/D307

9,9130  
3,9110

AUTHORS: Ol', A. I. and Chicherina, N. D.

TITLE: Some properties of gigantic magnetic field pulsations

PERIODICAL: Referativnyy zhurnal, Geofizika, no. 5, 1962, 32, abstract 56233 (V sb. Probl. Arktiki i Antarktiki, no. 9, L., Morsk. transport, 1961, 85-87)

TEXT: Gigantic pulsations with periods of  $\geq 125$  sec and amplitudes of  $\geq 4\mu$  were investigated from the data of the observatories of Tikhaya Bay, Chelyuskin Cape, Dixon Island, Tiksi Bay, and Uelen for 1957-1958. The probability of pulsation genesis is greatest by day and falls almost to nil at night. The mean period of the pulsations grows with a station's increasing geomagnetic latitude. This relationship is analogous to that derived by Obayashi (RZh-Geofiz, no. 6, 1960. 6991) for pulsations with shorter periods. The authors reckon that the pulsations examined by them belong to another type than that of Obayashi. The values obtained for the mean periods satisfactorily coincide with those theoretically cal-

Card 1/2

Some properties of ...

S/169/62/000/005/092/093  
D228/D307

culated on the basis of the magneto-hydrodynamic theory, in the case of the following parameters: an ion density at infinity of  $N_s \approx 1/2$ ,  $a/h_0 \approx 24$ , where  $a$  is the earth's radius, and  $h_0$  is the homogeneous atmosphere's height. Obayashi's data agree best with the theory if  $N_s = 4$  and  $a/h_0 = 15$ . It hence follows that in the exosphere the ionization density distribution has a different character in the inner and the outer regions of space. It is possible that these regions are associated with radiation belts, particularly with the third zone situated at a distance of  $\sim 50,000$  km from the earth. [Abstracter's note: Complete translation.]

Card 2/2

S/561/51/000/009/003/003  
D207/D308

AUTHORS: Korobkova, G.I., and Ol', A.I.

TITLE: Q-indices of geomagnetic activity according to the data from Soviet Arctic observatories

SOURCE: Problemy arktiki i antarktiki, no. 9, 1961, 89 - 92

TEXT: An analysis of the records obtained in 1958 at the Dikson Island, Ghelyuskin Cape, Tiksi Bay, and Uelen stations showed that: 1) There is a close correlation between the hourly values of the horizontal component of the earth's magnetic field  $r_H$  and the hourly values of Q-indices, 2) there is little difference between the hourly Q-values calculated by (a) averaging measurements taken at 15 min. intervals ( $\bar{Q}$ ), (b) selecting the highest of the Q values ( $Q_{max}$ ) in a given hour for every day, or (c) taking the number of Q-indices greater than 5 in a given hour and averaging this number for a month or a year. The calculation methods (b) and (c) are recommended because of their greater convenience. For stations based on drifting ice, where Q-indices are difficult to measure, it is

Card 1/2

Q-indices of geomagnetic activity ... S/561/61/000/009/003/003  
D207/D308

recommended that these indices be deduced from the  $r_H$  values and the authors give a table for converting  $r_h$  into  $Q_{max}$ . The correlation between the 24-hour sums of Q-indices ( $\Sigma Q$ ) and such sums of  $K_p$  (planetary indices of magnetic activity) is plotted for the Dickson Island station: this correlation is good up to  $\Sigma K_p \approx 30$ .

SUBMITTED: May 23, 1961

Card 2/2

S/203/61/001/006/001/021  
D055/D113

AUTHOR: Ol', A.I.

TITLE: Results of visual and photographic observations of polar aurorae (Review)

PERIODICAL: Geomagnetizm i aeronomiya, v. 1, no. 6, 1961, 856-871

TEXT: This article is a survey of the published results of some Soviet and foreign investigations, conducted during the IGY and earlier, into polar aurorae: their form, height and geographical distribution; changes in frequency related to time; movements of aurorae; the connection between aurorae and magnetic and ionospheric disturbances. The average distance of the polar aurorae zone from the geomagnetic pole is 20-25°. According to Ya.I. Fel'dshteyn (Ref. 23: Sb. "Issledovaniya polyarnykh siyaniy" [Investigation into polar aurorae] 7. Izd-vo AN SSSR, 1960, no. 4, 61-78), in the northern hemisphere the aurorae zone is 3-5° further south on days of magnetic disturbance than on quiet days. A second zone of aurorae has been discovered from observations in the Soviet Arctic at  $\phi = 75-76^\circ$ ; it is

Card 1/3

Results of visual ...

S/203/61/001/006/001/001  
D055/D113


located 8-10° north of the main zone and is observed only on quiet days. A third zone around  $\phi \sim 50^\circ$  may appear during intense solar activity. The most important features of variations in the time frequency of the aurorae are: (a) outside and within the aurorae zone (i.e. nearer the equator), the frequency of the aurorae has a maximum around the local geomagnetic midnight; (b) inside the zone (i.e. nearer the pole) there are two frequency maxima at morning and night; (c) when  $\phi$  increases, the night maximum occurs earlier, even in daylight, and the morning maximum later, also in daylight hours. Fel'dshteyn connected the rotation of the aurorae arcs with the fact that the Earth, in its daily rotation, passes under a system of two spirals fixed relative to the Sun. Since the particles which cause the aurorae settle in spirals, the arcs of the aurorae are parts of the spirals. A.P. Nikol'skiy (Ref. 15: Dokl. AN SSSR, 1960, 134, no. 2, 341-344) suggested that the systematic movement of aurorae is the result of the Earth's rotation under a spiral of settling particles, which is fixed in relation to the Sun but changes its form during the day. According to Fel'dshteyn, near the aurorae zone, i.e. when  $\phi = 50-72^\circ$ , the frequency of the aurorae increases sharply when the magnetic disturbance rises; inside the zone ( $\phi = 72-84^\circ$ ), the frequency decreases when the disturbance rises, while in the region near the

Card 2/3

Results of visual ...

S/203/61/001/006/001/021  
D055/D113

pole ( $\phi > 84^\circ$ ) the frequency does not depend on disturbances. The close connection between aurorae and geomagnetic disturbance indicates that they both result from the invasion of the upper layers of the Earth's atmosphere by charged corpuscles. There are 9 figures, 1 table and 67 references: 23 Soviet and 44 non-Soviet-bloc references. The four most recent English-language references are: B.K. Bhattacharyya. *Canad. J. Phys.*, 1961, 39, no. 2, 350-366; J.V. Denholm, F.R. Bond. *Austral. J. Phys.*, 1961, 14, no. 1, 193-195; B.P. Sandford. *J. Atmos. and Terr. Phys.*, 1961, 21, no. 2/3, 177-181; Y. Sobouti. *J. Geophys. Res.*, 1961, 66, no. 3, 725-737.



Card 3/3

OL<sup>1</sup>, A.I.

Collection no. 8 of articles entitled "Auroras and night-sky  
light." Geomag. i aer. 2 no.5:1020-1021 S-O '62. (MIRA 15:10)  
(Auroras) (Night sky)



OL', A.I.

Pulsations of the geomagnetic field at high latitudes. Trudy  
AANII 241 no.4:39-64 '62, (MIRA 15:8)  
(Polar regions—Magnetism, Terrestrial)

45216

S/203/63/003/001/014/022  
A061/A126

3.9110

AUTHOR: Ol', A. I.

TITLE: Long-period giant pulsations of the geomagnetic field

PERIODICAL: Geomagnetizm i aeronomiya, v. 3, no. 1, 1963, 113 - 120

TEXT: Results from a statistical study of the giant pulsations P<sub>gl</sub>, which can be read off the records of Soviet Arctic observatories, are presented. Examples are given of giant pulsations recorded at Uelen Station on March 31, 1960 and on May 1, 1960. The frequencies of the appearance of pulsations in six different observatories are compiled in a table. The pulsation period is shown to grow with the latitude. In the course of a day, these frequencies display maxima at 8 and 16 hours geomagnetic time. The relative intensity of the maxima depends on the latitude and on the season. The period of pulsations belonging to different maxima depends on the latitude and on the phase of the cycle of the solar activity. It is believed that the pulsations are due to magnetohydrodynamic waves being formed at the boundary of the exosphere and propagating along the

Card 1/2

Long-period giant pulsations,.....

S/203/63/003/001/014/022

AP67/A126

geomagnetic lines of force. There are 6 figures and 3 tables.

ASSOCIATION: Arkticheskiy i antarkticheskiy nauchno-issledovatel'skiy  
institut (Arctic and Antarctic Scientific Research Institute)

SUBMITTED: July 8, 1962

Card 2/2

NIKOL'SKIY, A.P.; OL', A.I.

Comments on V.M. Mishin and I.A. Zhulin's article "Some problems of magnetic activity. Part 1." Geomag. i aer. 3 no.2:370-373 Mr-Ap '63. (MIRA 17:2)

1. Arkticheskiy i antarkticheskiy nauchno-issledovatel'skiy institut.

ZHIGALOVA, N.N.; OL', A.I.

High latitude baylike disturbances of the geomagnetic field.  
Probl.Arkt.i Antarkt. no.15:69-73 '64. (MIRA 17:4)

OL', A.I.

Eleven-year cyclic changes in magnetic perturbation. Probl. Arkt.  
i Antarkt. no.16:55-62 '64. (MIRA 17:6)

GNEVYSHEV, M.N.; GL', A.I.

Intensity of coronal emission lines as an index of solar corpuscular radiation. Astron. zhur. 42 no.5:994-995 S.S. '65. (MIRA 18:10)

1. Gornaya astronomicheskaya stantsiya Glavnoy zvezdnoy i planetnoy observatorii AN SSSR, Kislovodsk, i Arkticheskiy i Antarkticheskiy nauchno-issledovatel'skiy institut Glavnogo upravleniya gidrometeorologicheskoy sluzhby pri Sovete Ministrov SSSR, Leningrad.

ACC NR: AT6007144 (N) SOURCE CODE: UR/3148/60/000/004/0022/0022/0029

AUTHOR: OI', A. I.

ORG: None

TITLE: Synoptic maps of magnetic disturbances in the Arctic

SOURCE: AN SSSR, Mezhdudedomstvennyy geofizicheskiy komitet. III razdel programy  
MGG: Geomagnetizm i zemnyye toki. Sbornik statey, no. 4, 1960, 22-29

TOPIC TAGS: geomagnetic disturbance, geomagnetic disturbance map, geomagnetic measurement, aurora, solar corpuscular radiation

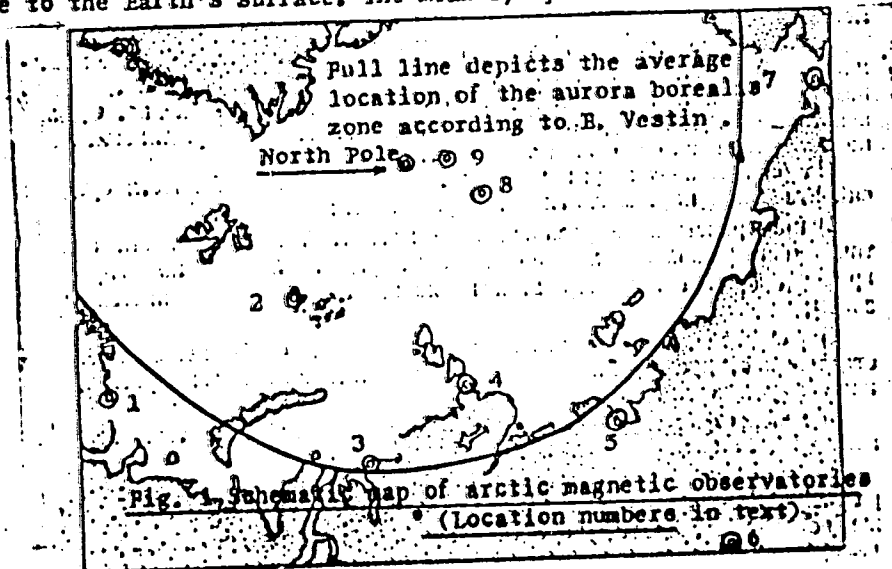
ABSTRACT: This paper presents and discusses synoptic charts of the magnetic disturbances of the horizontal component of the geomagnetic field,  $X^y$ , based on the Soviet high-latitude observatories material gathered between May 1957 and March 1958. The observatories comprised: 1 - Murmansk; 2 - Tikhaya Bay; 3 - Dikson I.; 4 - Cape Chelyuskin; 5 - Tiksi; 6 - Yakutsk; 7 - Uelen, and the drifting stations; 8 - (SP6); 9 - (SP-7). Fig. 1. is a map showing the locations of the stations by the above numbers. Mean two-hour charts for 1957, and examples of successive hourly charts of disturbances are given. A considerable variation of the disturbance distribution is found in the universal time. This distribution has a foci pattern rather than a zone pattern character. Although random hourly changes of the disturbance are present, sometimes the disturbance foci may remain static for several hours, i.e. without a displacement

Card 1/2



ACC NR: AT6007144

relative to the Earth's surface. The mean synoptic chart can be used for forecasting.



geomagnetic disturbances. Orig. art. has 3 figures.

SUB CODE: 08 / SUBM DATE: None/ ORIG REP: 003/ OTH REP: 001  
Card 2/2

ACC NR: AR6035548

SOURCE CODE: UR/0259/66/000/010/0059/0059

AUTHOR: Ol', A. I.

TITLE: Connection between solar activity and the troposphere

SOURCE: Ref. zh. Astronomiya, Abs. 10.51.424

REF SOURCE: Solnechnyye dannyye, no. 1, 1966, 69-75

TOPIC TAGS: solar activity, troposphere, anticyclone, baric circulation

ABSTRACT: The connection between solar activity phases and the fluctuations of the baric circulation regime for the European natural synoptic region, which had been calculated by L. A. Vitel's for 1900—1964, is analyzed by the method of "the superposition of epochs". The statistical criteria of significance are based on Student's distribution. In the opinion of the author, the closest connection between the phase of the 11-year cycle of solar activity and the baric circulation regime is manifested in an increase of anticyclonic circulation after one year following the maximum phase. Bibliography has 10 titles. [Translation of abstract] [DW]

SUB CODE: 03, 04/

Card 1/1

UDC: 523.7:525.23

~~L 21014-66~~ EWT(1)/FCC/EWA(h) GW  
ACCESSION NR: AP5025617

UR/0033/65/042/005/0992/0995  
523.745.75

AUTHOR: Gnevyshev, M. N.; OI', A. I.

TITLE: Intensity of coronal emission lines as an index of solar corpuscular radiation

SOURCE: Astronomicheskiy zhurnal, v. 42, no. 5, 1965, 992-995

TOPIC TAGS: chromospheric flare, sunspot, geomagnetic storm, recurrent magnetic storm, calcium flocculus, solar cycle, coronal line, planetary magnetic index, magnetic field, solar corpuscular radiation

ABSTRACT: A correlation is sometimes found between geomagnetic storms, chromospheric flares, and sunspot groups, but sometimes it is not possible to define a correlation between them. One concludes that sunspots and flares are not the only causes of magnetic storms. Analysis of the appearance of sporadic magnetic perturbations and maxima of recurrent magnetic storms showed that one occurrence coincides with calcium flocculi on the sun, but another occurrence has no correlation with flocculi. The eleven-year cycle of solar activity has two maxima, 3-4 yr apart. The first maximum takes place when the solar activity is located in the heliographic latitudes of  $\pm 25^\circ$  and the second maximum in the latitudes of

Card 1/2

L 21014-66

ACCESSION NR: AP5025617

$\pm 10^\circ$ . These maxima were detected by studying the intensity of the green coronal line 5303 Å. A comparison of the coronal-line intensity with the planetary index of magnetic disturbances resulted in good agreement. The coronal structure indicates that the excitation of coronal ions is caused by magnetic fields which generate corpuscular radiation. Magnetic perturbations are connected with coronal intensities. Sporadic perturbations take place during the first maximum and the recurrent perturbations during the second maximum. Orig. art. has: 2 figures.

[EG]

ASSOCIATION: Gornaya astronomicheskaya stantsiya Glavnoy astronomicheskoy observatorii Akademii nauk SSSR, Kislovodsk (Mountain Astronomical Station, Main Astronomical Observatory, Academy of Sciences, SSSR); Arkticheskiy i antarkticheskiy nauchno-issledovatel'nyy in-t Glavnogo upravleniya Gidromet-sluzhby SSSR, Leningrad (Arctic and Antarctic Scientific Research Institute, Main Office of the Hydrometeorological Service, SSSR)

SUBMITTED: 16Jul64

ENCL: 00

SUB CODE: AA,E5

NO REF SOV: 006

OTHER: 003

ATD PRESS: 4112

Card 2/2 BK

KAVETSKIY, N.Ye., prof.; OL', I.V.

Treating hypertension and atherosclerotic cardiosclerosis in  
local sanatoria. Kardiologiya 1 no.2:29-32 Mr-Apr '61. (MIRA 15:1)

1. Iz fakul'tetskoy terapevticheskoy kliniki (zav. - prof. N.Ye.  
Kavetskiy) Kuybyshevskogo meditsinskogo instituta (dir. - kand.  
med.nauk D.A.Voronov). (HYPERTENSION) (CARDIOVASCULAR SYSTEM DISEASES)

OL', I.V.

Use of mespenal and metacin in peptic ulcer and bronchial asthma.  
Kaz. med. zhur. no.4:39-40 JI-Ag '61. (MIRA 15:2)

1. Fakul'tetskaya terapevticheskaya klinika (zav. - prof. N.Ye.  
Kavetskiy) Kuybyshevskogo meditsinskogo instituta.  
(PARASYMPATHOLYTICS) (PEPTIC ULCER) (ASTHMA)

OL', I.V.

Treatment of hypertensive patients with depression. Kardiologiya  
4 no.3:76-77 My-Je '64. (MIRA 18:4)

1. Fakul'tetskaya terapevticheskaya klinika (zav. -- prof. N.Ye.  
Kavetskiy) Kuybyshevskogo meditsinskogo instituta.

S/262/62/000,016/008-009  
1011/1211

AUTHOR: Olach, Jan

TITLE: A method for regulating a carburetor during tests on a stand

PERIODICAL: Referativnyy zhurnal, otdel'nyy vypusk. 42. Silovyye ustanovki, no. 16, 1962, 68. Abstract 42 16 452. (Automobil (CSSR), v. 5, no. 10, 1961, 317-319 [Slovak, resumes in Russian, German, English])

TEXT: The carburetor of a transport engine is tuned to obtain an optimal fuel expenditure at all operating conditions without loss in pickup. The basis of this method is the loading of the engine by a brake in accordance with the power used by the motor car (or tractor) while travelling on a horizontal line at different speeds. An equation for calculating this power is given. A corresponding regulation of the carburetor and ignition advance is carried out and then, taking into account real conditions and engine load changes, the carburetor is finally adjusted to a somewhat richer mixture. There are 3 figures.

[Abstracter's note: Complete translation.]

Card 1/1



KORCEK, S.; OLACH, J.; VESELY, V.; VOJTKO, J.

Use of ferrocene in fuel blends for two-stroke gas engines.  
Ropa a uhlie 5 no.8:245-248 Ag'63

1. Katedra chemie a technologie ropy a Katedra spalovacich motorov, Slovenska vysoka skola technicka, Bratislava.

GIACZAK, female (1942)

Saltworks in the vicinity of ...

OLACZEK, Romuald

The Bukowy Wiaczyn Forest Reserve. Nauki matematyczne przyrod  
Lodz no.13:93-107 '62.

1. Katedra Systematyki i Geografii Roslin, Uniwersytet,  
Lodz.

OLACZEK, Romuald

Certain rare and new species of plants in the flora of the Lodz  
Voivodeship. Nauki matematyczne przyrod Lodz no.14:73-79 '63.

1. Katedra Systematyki i Geografii Roslin, Uniwersytet, Lodz.

MONSZOWICZ, J.; OLACZEK, R.

Teratological form of the flowers of *Anemone nemerosa* L.f.  
*monolica* Hegl. Acta soc botan Pol 32 no.2:375-385 '63.

1. Katedra Systematyki i geografii Roslin, Uniwersytet, Lodz.

BOTVINIK, M.M.; ABAYEVA, S.M.; KOKSHAROVA, L.M.; OLADKINA, V.A.

Synthesis of O-dipentidyl derivatives of acylserine and glycolic acid. Zhur. ob. khim. 30 no.12:3877-3883 D '60. (MIRA 13:12)

1. Moskovskiy gosudarstvennyy universitet.  
(Serine) (Glycolic acid)

BOTVINIK, M.M.; AVAYEVA, S.M.; KOKSHAROVA, L.M.; OLADKINA, Y.A.

Lability of the O-peptide bond in O-dipeptidyl derivatives of serine  
and glycolic acid. Zhur. ob. khim. 30 no.12:3883-3890 D '60.  
(MIRA 13:12)

1. Moskovskiy gosudarstvennyy universitet.  
(Glycolic acid) (Serine)

SHEMYAKIN, M.M., akademik; VINOGRADOVA, Ye.I.; FEYGINA, M.Yu.; ALDANOVA,  
N.A.; OLADKINA, V.A.; SHCHUKINA, L.A.

Synthesis of optically active depsipeptides. Dokl. AN SSSR 140  
no.2:387-390 S '61. (MIRA 14:9)

1. Institut khimii prirodnykh soyedineniy AN SSSR.  
(Peptides)



RAVDEL', G.A.; KRIT, N.A.; CLADKINA, V.A.; SHCHUKINA, L.A.;  
SHEMYAKIN, M.M.

Depsipeptides. Report No.31: Synthesis of depsipeptides con-  
taining  $\alpha$ -hydroxy- $\beta$ -amino acid radicals. Izv. AN SSSR. Ser.  
khim. no.11:1987-1992 '65. (MIRA 18:11)

1. Institut khimii prirodnykh sovedineniy AN SSSR.

LAZARYANTS, E.G.; TSAYLINGOL'D, V.L.; SMIRNOV, Yu.V.; SHIKHALOVA, K.P.;  
OLADOV, B.N.

Dewatering of synthetic rubbers in screw expeller presses. Kauch.  
i rez. 22 no.5:13-16 My '63. (MIRA 16:7)

1. Nauchno-issledovatel'skiy institut monomerov dlya sinteticheskogo  
kauchuka.

(Rubber, Synthetic--Drying)

ACC NR: AP7010725

SOURCE CODE: UR/0138/66/000/010/0002/0004

AUTHOR: Filinov, G. P.; Titov, A. P.; Sukhomlinov, V. B.; Tsaylingol'd, V. L.;  
Oladov, B. N.; Shikhalova, K. P.

ORG: Voronezh Branch, All-Union Scientific Research Institute of Synthetic  
Rubber im. S. V. Lebedev (Voronezhskiy filial Vsesoyuznogo nauchno-issledovatel'skogo  
instituta sinteticheskogo kauchuka); Scientific Research Institute of Monomers for  
Synthetic Rubber (Nauchno-issledovatel'skiy institut monomerov diya sinteticheskogo  
kauchuka)

TITLE: Cold-resistant butadiene-methylstyrene rubber with low ash content

SOURCE: Kauchuk i rezina, no. 10, 1966, 2-4

TOPIC TAGS: butadiene styrene resin, potassium compound, fluid viscosity /  
SKMS-10RPD rubber

SUB CODE: 11

ABSTRACT: The effect of additives of potassium caseinate and bone cement on the  
viscosity and coagulation of latex and also on the ash content and properties of  
the rubber SKMS-10RP was investigated. Laboratory results were checked in a pilot  
plant. The latex was obtained according to a formulation adopted for high-  
temperature copolymerization of butadiene with alpha-methylstyrene. Latex was

Card 1/2

UDC: 678.762.2-134.622:536.485

0230 222

ACC NR: AP7010725

coagulated without using sodium chloride.

It was found that addition of potassium caseinate markedly raises the latex viscosity. Bone cement, in contrast, only slightly raised the latex viscosity. Raising the temperature from 10 to 50° C reduces the viscosity of latex containing the additives by 50-100%. Results of chemical analysis show that separation of the rubber SKMS-10RPD with low ash content without use of sodium chloride solutions reduces its total ash content by 300-400% and its content of water-soluble ash by approximately 1900%. The avoidance of sodium chloride gives purer rubber and higher dielectric properties. Orig. art. has: 5 figures and 2 tables. [JPRS: 40,351]

Card 2/2

30748-06

ACC NR: AP6020277

SOURCE CODE: HU/002B/65/012/003/0269/0273

AUTHOR: Novak, Ervin K. (Budapest); Kevai, Ferenc (Szeged); Olah, Bela (Szeged); Zsolt, Janos (Szeged) 25 B

ORG: Institute of Plant Physiology/directed by I. Szalai/, Jozsef Attila University, Szeged (Novenyvelletani intezet, Jozsef Attila tudomanyegyetem); [Novak] State Institute of Hygiene/directed by T. Bakacs/, Budapest (Allami kozegeszegugyi intezet)

TITLE: Investigation of oligosaccharide decomposition by Candida brumptii (Langeron et Guerra), Langeron et Guerra and Procandida grubyi Novak et Vitz

SOURCE: Academia scientiarum hungaricae. Acta microbiologica, v. 12, no. 3, 1965, 269-273

TOPIC TAGS: enzyme, yeast, plant metabolism, carbohydrate

ABSTRACT: It has been demonstrated that Candida brumptii and Procandida grubyi decompose sucrose and maltose by means of intracellular enzymes. The maltose-splitting enzyme of both species and the sucrose-splitting enzyme of P. grubyi are identical to enzymes found in other yeasts. The sucrose-splitting enzyme of C. brumptii represents a new, acetone-resistant type. Neither of the two species produced invertase. The difference between the sugar assimilation and sugar fermentation spectra of the organisms examined is due to a difference in their sugar transportation systems. Orig. art. has: 10 figures. [Orig. art. in Eng.] [JPRS]

SUB CODE: /06 / SUBM DATE: 23May65 / ORIG REF: 010 / OTH REF: 003

Card 1/1

NOVAK, E.K.; KEVEI, F.; OLAH, B.; ZSOLT, J.

Oligosaccharide decomposition by *procandida stellatoidea*  
(Jones et Martin) Novak et Zsolt. Acta biol. acad. sci. Hung.  
16 no.2:137-140 '65.

1. Department of Mycology, State Institute of Hygiene, Budapest  
(Head: T. Bakacs) and Institute of Plant Physiology, Jozsef  
Attila University, Szeged (Head: I. Szalay). Submitted  
October 15, 1964.

OIAA, D.

TECHNOLOGY

Periodical: EPUREBIBLIOT. Vol. 6, no. 1, 1959.

OIAA, D. Air-conditioning apparatus, at 0° C temperature. p. 1.

Monthly list of East European Accessions (EMA) 18, Vol. 6, no. 5,  
May 1959, unclass.

OLAH, D.:MARAMAROSI, G.

Experimental research on antimycotics. Kiserletes orvostud. 4 no.  
4:288-291 Aug 1952. (CML 23:5)

1. Doctors. 2. National Medical Mycology Research Station and Skin  
and Venereal Diseases Clinic of Debrecen Medical University.



URI, J.:SZABO, G.:OLAH, D.

A new medium for the cultivation of fungi and its advantages.  
Kiserletes orvostud. 4 no. 4:301-302 Aug 1952. (CML 23:5)

1. Pharmaceutics Institute of Debrecen Medical University and National  
Medical Mycology Research Station.

OLAH, D.; KOCIS, A.

The effect of light on ring formation of fungi cultures. *Kisrletes*  
*orvostud.* 4 no. 6:410-413 Dec 1952. (CLML 24:1)

1, National Medical Mycology Research Station and Dermatological and  
Venereological Clinic of Debrecen Medical University.

URI, J.; OLAH, D.; VALYI-MAGY, T.; SIMON, M.

An antibiotic producing *Epidemophyton*, *Kiserletes crustod.* 4 no.  
5:323-325 Oct 1952. (CML 23:5)

1. Pharmaceutics Institute of Debrecen Medical University and National  
Mycology Research Station.

OLAH, D.; MARAMAROSI, G.

Seborrhea sicca on hair simulating clinical symptoms of piedra and leptotricosis. *Borgyogy. vener. szemle* 6 no. 5:136-138 Oct 1952. (CIML 24:1)

1. Doctors. 2. National Medical Mycology Research Station (Head -- Prof. Dr. Daniel Olah) and Dermatological Clinic (Director -- Prof. Dr. Lajos Szodoray), Debrecen Medical University.

URI, J.;SZABO, G.;OLAH, D.

Ability of dermatophyte to produce antibiotic substances. Kiserletes  
orvostud. 5 no.2:87-90 Mar 1953. (CINL 24:4)

1. Institute of Pharmacology of Debrecen Medical University and the  
National Medical Mycology Research Station.

GLAH, D., MARATARCSI, GY., TUZA, K.

"Some fungus skin and hair diseases caused by animals. p. 190."  
(NEPEGESZSEGUGY, Vol. 34, no. 7, July 1953, Budapest, Hungary.)

SO: East European, I. C. Vol. 2, No. 12, Dec. 1953

OLAH, D.

MARAMAROSI, G.; OLAH, D.; TUZA, K.

Relating the generalized form of infantile erythema mycoticum to Leiner disease. Orv. hetil. 94 no.14:371-376 5 Apr 1953. (GIML 24:4)

1. Doctors. 2. Skin and Venereal Diseases Clinic (Director -- Prof. Dr. Iajos Szodoray), Debrecen Medical University and the National Medical Mycology Station (Head -- Prof. Dr. Daniel Olah).

CLAS, D.

Produced in accordance with Secretariat's  
Policy on the Release of Information  
Under the Access to Information Act  
Produit en vertu de la politique  
de la Secrétaire sur la diffusion  
de l'information en vertu de la  
Loi sur l'accès à l'information



OLAH, E.

On the correct evaluation of recovery in trachoma. Szemeszet 88 no.1:  
11-13 1951. (CLML 23:2)

1. Doctor, Ophthalmological Head Physician. 2. Gyula State Hospital.

OLAH, Emil.

Transitory changes of form and position of the margin of the eyelids. Szemeszet 92 no.1:41-47 Mar 55.

(EYELIDS, anatomy and histology,  
transitory change of form & position of margins of  
eyelids)

OLAH, E.

Eye injuries in agricultural workers. Acta med. hung. 11 no.3:297-319  
1958.

1. County Hospital, Gyula, Hungary.

(EYE, wds. & inj.

in agricultural workers, surg.)

(AGRICULTURE

eye inj. in agricultural workers, surg.)

EXCERPTA MEDICA Sec 12 Vol 13/11 Ophthalmology Nov 59

1739. SURGICAL PROCEDURES AGAINST TRACHOMA AND SOME OF ITS  
SEQUELAE - Metodi chirurgici contro il tracoma ed alcune sue conseguenze -  
Oláh E. Gyula (Ungheria) - BOLL. OCULIST. 1958, 37/7 (692-703) Illus. 21  
The author describes some of his own surgical techniques for the treatment of  
trachoma and of cicatricial trachoma.

OLAH, E.

Reversion of the lacrimal point. Acta chir. Acad Sci Hung 2 no.1:61-65  
'61.

1. Department of Ophthalmology, Bekes County Hospital, Gyula.  
(LACRIMAL APPARATUS dis)

OLAH, E.

New surgical methods for the repair of senile entropion. Acta chir  
Acad Sci Hung 2 no.3:317-331 '61.

1. General Hospital, Gyula, Hungary.  
(ENTROPION surg.)

OLAH, E.; HADNÁGY, G.; KOSTENCSENY, K.

Investigation of chondrogenesis. II. Conditions of vascularization in the formation of joints. In German. p. 271.

ACTA BIOLOGICA. (Magyar Tudományos Akadémia) Budapest, Hungary. Vol. 9, No. 3, 1950

Monthly Lists of East European Accessions, (EEAI) LC, Vol. 9, No. 1, Jan. 1960

Uncl

OLAH, E.

Tanko, B.; Olah, E.

"Investigations of the Nucleic Acid Fraction of the Isolated Cell Nucleus."  
p. 61 (Acta Physiologica. Supplement to v. 4, 1953, Budapest)

SO: Monthly List of East European Accessions. Vol 3 No 6 Library of Congress, Jun 54, Uncl.



0. 50 77

Excerpta Medica 3/4 sec 16 Apr 55 Cancer

1214. OLAH E. and TANKO B. Biochem. Inst., Med. Univ., Debrecen. Untersuchung der Nukleinsäurefraktionen in isolierten Zellkernen normaler und krebsiger Leber *Nucleic acid fractions in isolated cell nuclei of normal and cancerous liver* Acta Physiol. Acad. Scient. hung. (Budapest) 1954, 5/suppl. (12-13)

OLAH, E.; SZOOR, A.; TANKO, B.

Preparation of nucleic acid from normal and carcinomatous tissues.  
Acta physiol. hung. Suppl. no.6:80-81 1954.

1. Biochemisches Institut der Medizinischen Universität, Debrecen.  
(NUCLEIC ACIDS  
extraction from normal & cancerous tissues)  
(NEOPLASMS  
extraction of nucleic acids from)

OLAH, E.

"Investigations of chondrogenesis. I. Definition of problem and general histological investigations of neoplasia." In German, p. 139.

ACTA BIOLOGICA. (Magyar Tudományos Akademia) Budapest, Hungary, Vol 9, No. 2, 1958.

Monthly List of East European Accessions (EEAI) LC, Vol. 8, No. 6, June 1959.

Uncl.

OLAH, Eva H.; OROSZ, A.; LASZLO, Maria B.

The plasma hexosamine level in healthy infants and children. Acta  
paediat. acad. sci. Hung. 2 no.2:165-168 '61.

1. Institute for Anatomy, Histology and Embriology, and Department of  
Paediatrics, University Medical School, Debrecen.  
(AMINO SUGARS blood)

OLAH, ~~FR~~  
Gwa H

7

OLAH, Maria  
 SURNAME, Given Names

Country: Hungary

Academic Degree: Dr.  
 Pediatrics Clinic (Gyermekeklinika) of the Debrecen Medical University (Deb-  
 affiliasion: recent Gyermekorvosi Egység). Director: professor Dr. László KÖRÖSI.

Source: Budapest, Gyermekorvoslat, No 6, Jun 61, pp 177-182

Date: "Determination of the Serum-Barbiturate Values in Childhood Tuberculosis."

Co-authors:  
 E. OLAH, Dva. Anatomical, Histological and Embryological Institute (Anatomiai, Dierve-  
 lesi Patológiai Intézet) of the Debrecen Medical University (above). Director:  
 professor Dr. István KÖRÖSI.

✓ B. LÁZLÓ, Maria. (Affiliation same as that of E. OLAH.)

(1961)

(1961)

(1961)

HADHAZY, Csaba (Debrecen 12, Anatomia, Ungarn.); OLAH, Eya (Debrecen 12, Anatomia, Ungarn.); LASZLO, Maria (Debrecen 12, Anatomia, Ungarn.); KOSTENSZKY, Katalin (Debrecen 12, Anatomia, Ungarn.)

Investigations of chondrogenesis. V. Data concerning the mechanism of reduced respiration in the course of neodifferential chondrogenesis. Acta biol Hung 12 no. 1:17-34 '61.

1. Institut für Anatomie, Histologie und Embryologie (Vorstand: St. Krompecher) der Medizinischen Universität, Debrecen.

H. OLAH, Eva, OROSZ, Arpad, dr.; LASZLO, Maria

Determination of hexosamine in the blood of normal infants and children. Gyermekgyógyászat 12 no.2:55-58 P '61.

1. A Debreceni Orvostudományi Egyetem Anatómiai, Szövet- és Fejlődéstani Intézete (igazgató: dr. Krompecher István) és a Debreceni Orvostudományi Egyetem Gyermekklinika (igazgató: dr. Kulcsár László) közleménye.  
(AMINO SUGARS blood)

GROSZ, Arpad, dr.; H. OLAH, Eva; B. LASZLO, Maria

Serum hexoseamine determination in tuberculous diseases in children.  
Gyermekgyogyaszat 12 no.6:177-182 Je '61.

1. A Debreceni Orvostudományi Egyetem Gyermekklinika (Igazgató: Dr. Kulín László egyetemi tanár) és a Debreceni Orvostudományi Egyetem Anatómiai, Szövet- és Fejlődéstani Intézete (Igazgató: Dr. Krompecher István egyetemi tanár)

(TUBERCULOSIS in inf & child)  
(AMINO SUGARS blood)



HADHAZY, Cs.; OLAH, Eva H.; LASZLO, Maria B.; KOSTENSZKY, Katalin S.

Studies on the formation of cartilage. VI. Anaerobic and aerobic glycolysis in the regenerating joint surface. Acta biol. acad. sci. Hung. 13 no.1:31-57 '62.

1. Institut für Anatomie, Histologie and Embryologie, Medizinische Universität Debrecen (Vorstand: I. Krompecher).

(CARTILAGE) (REGENERATION)

(CARBOHYDRATE METABOLISM)

OLAH, Eva; HADHAZY, Cs.

Studies on chondrogenesis. VII. The content of tissue hexosamine  
in regenerating joint surface in different stages of regeneration.  
Acta biol. acad. sci. hung. 13 no,2:127-138 '62.

1. Institut für Anatomie, Histologie und Embryologie der Medizinischen  
Universität, Debrecen (Vorstand: St. Krompecher).  
(CARTILAGE) (HEXOSAMINES) (REGENERATION)  
(MUCOPOLYSACCHARIDES) (JOINTS)

H. OLAH, Eva

Daily changes of hexosamine bound with human serum proteins. Kiserl. orvostud. 14 no.3:239-241 Jé '62.

1. Debreceni Orvostudományi Egyetem Anatómiai, Szövet- és Fejlődéstan Intézete.

(AMINO SUGARS blood) (BLOOD PROTEINS chem)  
(PERIODICITY)

HADHAZY, Cs.; OLAH, Eva H.; KROMPECHER, St.

Adaptative shift of tissue metabolism in local hypoxia  
resulting in higher mucopolysaccharide content. Acta biol.  
acad. sci. Hung. 14 no.1:67-75 '63.

1. Institute of Anatomy, Histology and Embryology, Medical  
University, Debrecen (Head: St. Krompecher).  
(TISSUE METABOLISM) (MUCOPOLYSACCHARIDES)  
(ANOXIA) (CARTILAGE) (CARBOHYDRATE METABOLISM)  
(GRANULATION TISSUE) (HEXOSAMINE)

FOLDES, I.; OLAH, EVA, P.; TASHADY, L.

Studies on respiration during regenerative chondral bone formation  
(formation of callus). Acta biol. acad. sci. Hung. 15 no.1:1-10 '64.

1. Institute of Anatomy, Histology and Embryology, Medical University  
Debrecen (Head: St. Krompecher) and Second Department of Surgery,  
Medical University, Debrecen (Head: Jozsa Ladanyi).

OLAH, Eva, H.

Study of the hexosamine production of rat liver mince under anaerobic and aerobic conditions. Acta biol. acad. sci. Hung. 15 no.3:331-336 '65

1. Institute of Anatomy, Histology and Embryology, Medical University, Debrecen (Head: St. Krcmpecher).

OLAH, Eva, H.; HADHAZY, Cs.; MANDI, B.

Studies on cartilage formation.IX. Acta biol. acad. sci. Hung.  
16 no.1:25-34. '65.

1. Institute of Anatomy, Histology and Embryology, Medical  
University, Debrecen (Head: St. Krompecher).

OLAH, Evg. H.; FOLDES, I.; TASNADY, L.

Hexosamine content of callus tissue. *Acta biol. acad. sci. Hung.* 16 no.1:79-84 '65.

1. Institute of Anatomy, Histology and Embriology, Medical University Debrecen (Head: St. Krompecher) and 2-nd Clinic of Surgery, Medical University, Debrecen (Head: J. Ladanyi).  
Submitted January 16, 1965.



VARRO, V.; OLAH, F.; MAJOROS, M.; KOVACS, K.; BACHRACH, D.

Eosinopenia following the administration of a central excitant  
(picrotoxin). Acta med. hung. 2 no.3-4:475-479 1951. (CLML 23:2)

1. Of the Departments of Medicine and Pathology of Szeged University.

KOVACS K., YARRO V., OLAH F., MAJOROS M., BACKRACH D.

Eosinophilejtszám csökkenés a központi idegrendszer ingerlése  
(picrotoxin) útján. /Decrease in number of eosinophils by  
(picrotoxin) stimulation of the central nervous system/ Kise-  
letes orvostud. 3:3 1951 p. 209-12.

1. First Internal Clinic and Institute of Pathological Anatomy,  
Szeged Medical University.

CLML 20, 10, Oct. 51

OLAH, F.; VARRO, V.; MAJOROS, M.; KOVACS, K.; BACHRACH, D.

Eosinopenia due to adrenalin and cortisone, inhibited by  
evipan-natrium narcosis. Orv. hetil., Budap. 92 no.35:  
1129-1131 2 Sept 1951. (CML 21:1)

1. First Internal Diseases Clinic (Director -- Prof. Dr.  
Geza Hetenyi) and Institute of Pathological Anatomy (Director  
Prof. Dr. Bela Korpassy) of Szeged Medical University.

CLARK, F.

CB

116

Experimental glomerulonephritis. Arju Hamori and  
Ferenc Olah (Szeged Univ., Hung.) *Lancet* 20, 586-7  
(1951).—Ducks were immunized with intraperitoneal ad-  
ministration of antigen prep'd. from rabbit stomach and  
rabbits were injected intravenously with the serum thus  
obtained. A pathol. process ensued which clinically and

histologically resembled acute and subacute glomerulone-  
phritis in man. It is believed that the glomerulonephritis  
is a specific process, the pathogenesis of which is in an anti-  
gen-antibody reaction. The rabbit stomach is considered to  
contain heterotopic antigens, identical with those in the  
glomeruli. In the duck these heterotopic antigens evoke  
specific nephrotoxic antibodies. Barbara R Murray

1951

OLAH, F.

Chemical Abstracts  
Vol. 48 No. 5  
Mar. 10, 1954  
Biological Chemistry

Histochemical examination of the colloids of the hypothalamus-hypophysis system. Dénes Bachrach, Kálmán Kovács, Ferenc Oláh, and Vince Varró. *Acta Morphol. Acad. Sci. Hung.* 3, 169-79(1953).—The colloid substances of the hypothalamus-pituitary system were examd. by various histochem. methods. In the system 3 colloid substances can be differentiated, one in the adenohypophysis, one in the middle lobe, and a third, a Gömbri-pos. substance in the hypothalamus-neurohypophysis. Histochemically the colloid of the adenohypophysis consists of ribonucleoprotein and carbohydrates; that of the middle lobe is a mucin-like compd. contg. acid mucosaccharides; the colloid of the midbrain-neurohypophysis is probably a glycolipoprotein.

BACHRACH, D.; KOVACS, K.; OLAH, I.; VARRO, V.

Histochemical studies of hypothalamo-pituitary colloids. *Kisérletes orvostud.* 5 no.2:136-143 Mar 1953. (CML 24:4)

1. Institute of Pathological Anatomy and Pathohistology and First Internal Clinic of Szeged Medical University.

KOVACS, K.; BAGRACH, D.; VARRO, V.; OLAH, I.

Effect of hypertonic salt solutions on morphological and biological changes of supraortic and paraventricular nuclei. *Kiserletes orvostud.* 5 no.2:143-148 Mar 1953. (CJML 24:4)

1. Institute of Pathological Anatomy and Pathohistology and Internal Clinic of Szeged Medical University.

OLAH, F., VARRO, V. FAREDI E. and FARAGO A.

1st Dept. of Med., Univ. med. Sch., Szeged, Hungary. \*Contribution to the neurohormonal mechanism of gastric secretion ACTA MED. ACAD. SCIENT. HUNG. (Budapest) 1954, 5.1-2 (113-118) Graphs 31

In order to establish the importance of vagal activity in gastric secretion the authors studied the insulin-induced gastric secretion. In normal subjects the peak of HCl secretion comes 20 minutes later than that of pepsin secretion. Gastrectomized subjects injected with insulin either do not secrete any HCl or fail to show a dissociation in the response. The pepsin production is unaltered. The authors ascribe this difference in behaviour to the action of an agent liberated by vagal stimulation from the distal part of the stomach. The secretory effect of this substance could be demonstrated in dogs, transfused with blood from hypoglycaemic donor dogs. The recipients showed an increased secretion of HCl while the pepsin secretion did not alter.

Szilard - Pecs (VI, 2)

SO: EXCERPTA MEDICA, Section II, Vol. 7, No 11.



OLAH, FERENC

SZILASSY, Teussanna; TANOS, Bela; EISNER, Anna; VARRO, Vince; OLAH, Ferenc

Studies on rats and men on a substance which is not identical with cortisone and which produces decrease of circulatory eosinophils. Kisserletes orvostud. 6 no.3:193-196 May 54.

1. Szegedi Orvostudományi Egység I. sz. Belgyógyászati Klinikája.  
(EPINEPHRINE, effects,  
on cortisone simulant substance prod. decrease of circ.  
eosinophils in man & rat)  
(CORTISONE, simulant  
eff. of epinephrine on cortisone-like substance prod.  
decrease of circ. eosinophils in man & rat)  
(EOSINOPHIL COUNT, effect of drugs on,  
cortisone-like substance)

OLAH, F.

VARRO, V.; OLAH, F.

Studies in the neurohumoral mechanism of gastric secretion. II.  
The effect of sedatives and narcosis on insulin-induced gastric  
secretion. Acta med. hung. 6 no.3-4:515-523 1954.

1. 1st Department of Medicine, University Medical School, Szeged.
  - (BARBITURATES, eff.  
on insulin-induced gastric secretion in dogs)
  - (BROMINE, eff.  
on insulin-induced gastric secretion in dogs)
  - (GASTRIC JUICE  
secretion, insulin-induced, eff. of barbiturates,  
bromine & prefrontal lobotomy in dogs)
  - (INSULIN, eff.  
on gastric secretion, reduction by barbiturates,  
bromine & prefrontal lobotomy in dogs)
  - (NEUROSURGERY, exper.  
lobotomy, prefrontal, eff. on gastric secretory  
response to insulin in dogs)

OLAH, Ferenc, dr.; VARRO, Vince, dr.

Neurohumoral mechanism of gastric secretion. II. Effect of sedatives and narcosis on insulin-induced gastric secretion. Orv. hetil. 95 no.42:1144-1147 17 Oct 54.

1. A Szegedi Orvostudományi Egyetem I. sz. Belklinikáján (igazgató: Hetenyi Géza dr.) közleménye

(GASTRIC JUICE

secretion, insulin-induced, eff. of sedatives in anesthetized dogs)

(HYPNOTICS AND SEDATIVES, eff.

on insulin-induced gastric secretion in anesthetized dogs)

(ANESTHESIA, eff.

on insulin-induced gastric secretion in dogs)

OLAH, Ferenc,; YARRO, Vinca,; HETENYI, Geza.

Recent investigations on acetylcholine-histamine mechanism; effect of  
intra-arterial vasodilators. Kiserletes orvostud. 7 no.2:131-140 Mar 55.

1. Szegedi Orvostudományi Egyetem I. sz. Belklinikája.

(HISTAMINE, physiology,  
relation to acetylcholine)

(ACETYLCHOLINE, physiology,  
relation to histamine)

CA

Organic fluorine compounds. György Olah, Margot  
Kovács. *Topol* 3, 343-344 (1950). - A review with 38 references.  
1. Family

SELLEI, C.; OLAH, G.; ECKHARDT, S.; KAPAS, L.

The effect of organic fluorine compounds on experimental tumors.  
Orv. hetil. 93 no. 26:756 29 June 1952. (CML 23:3)

1. Doctors except for K~~ap~~as. 2. Second Internal Clinic (Director  
-- Prof. Dr. Imre Haynal), Budapest Medical University and Budapest  
Technical Organic Chemistry Institute (Director -- Prof. Dr. G~~es~~a  
Zemplen).

*Olak Agg*

Synthesis of organic fluorine compounds I. A new method for the preparation of aliphatic fluorine compounds. Gr. Osh and A. Pavlich (Tech. Univ. Bulgaria). *Acta Chem. Acad. Sci. Hung.* 3, 191-7 (1953). -- A new method for prep. aliphatic P compounds involves halogen interchange between alkali fluorides and aliphatic halides effected by irradiation with ultraviolet rays, at ordinary temps. and pressure. Thus, 54 g.  $CaF_2$  in 80 g. dry  $CH_2Cl_2$ , stirred with 41 g. dry KF 5 hrs. at 30° with ultraviolet irradiation, the mixt. filtered, and the filtrate fractionated gives 23.5 g. (61.9%)  $PCl_3$  (b. 55-60°). In the same way were prepd. the following compound reactions and their yields (g.), solvent (C = carbon tetrachloride), and % yield of product, and its b.p. given:  $PCl_3$  (Me 40, KF 80, C, 3 hrs., 5.5 g. (22%), b.p. 27-28° (in A, 43.2%);  $C_2H_5CO_2Et$  54, and KF 34, 10 hrs., 4.5 g. (13.5%)  $PC_2H_5CO_2Et$  (b. 24-25°);  $C_2H_5Br$  100, KF 20, 3 hrs., 4.5 g. (8.5%)  $PC_2H_5Br$  (b.p. 24-25°);  $CH_3Br$  61, KF 20, 5 hrs., 10 g. (20%)  $PC_2H_5Br$  (b.p. 70-4° (in A, 68%)). Abs.  $HCO_2NH_2$  40 g. and 18 g. KF treated dropwise during 15 min. 140 g.  $BiCl_3$  under ultraviolet light gave 4 g. (10%)  $HCO_2NH_2$  (trapped in cold, 20% abs.  $Bi_2O_3$ ,  $AcCl$  (39.2 g.) added dropwise to a suspension of 37.5 g. KF in 90 ml. glacial  $AcOH$  and 30 ml.  $Ac_2O$  gives 14.5 g. (52%)  $AcF$  (b. 38-40°). Freshly distd.  $PCl_3$  (43 g.) added dropwise under a stream of  $N_2$  at 50° to 50.5 g. abs. iso- $PrOH$  in 40 ml. abs.  $CCl_4$  (b.p. 50°) added 2.5 hrs., dry air passed through app. after another hr., and the soln. treated with 35 g.  $NaF$  in 100 ml. abs.  $PhMe$  3 hrs. with stirring and irradiation gives 45 g. (90%)  $PF_2OCH_2Me$  (b. 90-92°). II. The preparation of 2 fluoroethanol. *Ibid.* 199-202. -- Dry  $CaF_2$  (50 g.) in 70 g. glacial  $AcOH$  added, and heating continued 1 hr. gives 11 g.  $PF_2OCH_2CH_2OH$  (II, b. 101-4°) also obtained in 40% yield by dropwise adding 45 ml. of 14.5 g.  $PCl_3$  (I) to 100 ml. abs.  $Bi_2O_3$  in 100 ml.  $M. LiAlH_4$  in abs.  $Et_2O$ . Preparation of fluoroethanol. *Ibid.* 202-203. -- Dry  $CaF_2$  (50 g.) in 70 g. glacial  $AcOH$  added dropwise to 100 ml. abs.  $Et_2O$  and the excess  $Et_2O$  with  $CO_2$  gives 4 g.  $PF_2OCH_2CH_2OH$  (II, b. 50°) same as in Part I above in 17.5% yield by trapping  $HCO_2NH_2$  (40 g.) in 10 ml. abs.  $CCl_4$  with  $CaH_2$  (10 g.) treated in 10 ml. abs.  $CCl_4$  with  $CaH_2$  (10 g.) at 40-50° and the resulting liquid fractionated gives 15 g. (75%)  $PF_2OCH_2CH_2OH$  (II, b. 140°). The formula from II confirmed, by analogy, the transisomer of the unstable  $CCl_3OH$  in chloromethylation reaction. J. U. H. 1953.

added dropwise to 24 g. KF in 70 g. glacial  $AcOH$  the mixt. refluxed 2 hrs. under ultraviolet light added, and heating continued 1 hr. gives 11 g.  $PF_2OCH_2CH_2OH$  (II, b. 101-4°) also obtained in 40% yield by dropwise adding 45 ml. of 14.5 g.  $PCl_3$  (I) to 100 ml. abs.  $Bi_2O_3$  in 100 ml.  $M. LiAlH_4$  in abs.  $Et_2O$ . Preparation of fluoroethanol. *Ibid.* 202-203. -- Dry  $CaF_2$  (50 g.) in 70 g. glacial  $AcOH$  added dropwise to 100 ml. abs.  $Et_2O$  and the excess  $Et_2O$  with  $CO_2$  gives 4 g.  $PF_2OCH_2CH_2OH$  (II, b. 50°) same as in Part I above in 17.5% yield by trapping  $HCO_2NH_2$  (40 g.) in 10 ml. abs.  $CCl_4$  with  $CaH_2$  (10 g.) treated in 10 ml. abs.  $CCl_4$  with  $CaH_2$  (10 g.) at 40-50° and the resulting liquid fractionated gives 15 g. (75%)  $PF_2OCH_2CH_2OH$  (II, b. 140°). The formula from II confirmed, by analogy, the transisomer of the unstable  $CCl_3OH$  in chloromethylation reaction. J. U. H. 1953.

Okaly Gy.

19 Synthesis of organic fluorine compounds. II.  
The preparation of 2-fluoro-ethanol (in English) -  
Gy. Okaly and S. Parkkila, Acta Chemica Scandinavica  
Scientificum Upsaricum Vol. 3, 1953, No. 2, pp. 100-  
101

Two methods, independent of each other, have been  
evolved for the production of 2-fluoro-ethanol. The first  
involves halogen exchange by treating ethyl chloride with  
potassium fluoride at the reflux temperature of the  
formic acid under the simultaneous application of ultraviolet  
irradiation at a yield of 40 per cent. This process is well  
suited for the industrial production of 2-fluoro-ethanol.  
The other method prepares 2-fluoro-ethanol by treating  
methyl fluoracetate in absolute ether with lithium  
aluminum hydride and attains a yield of 40 per cent. It  
creates new possibilities of producing fluorinated alcohols from  
fluoro-carbonyl esters by reduction with lithium alu-  
minium hydride. This reduction does not affect the C-P  
bond.



OLah, Gy.

Synthesis of organic fluorine compounds. III.  
The preparation of fluoro-methanol (In English) -  
L. Olah and A. Parlati, Acta Chimica Academiae  
Scientiarum Hungaricae, Vol. 105, No. 2, pp. 203-  
207

The reduction of ethyl fluoroacetate by lithium aluminum hydride resulted in the successful production of the first known alkyl group alcohol derivative, fluoro-methanol. The identification of the compound was confirmed by another method of preparation independent of the first process. This reaction corroborated the authors' opinion of the reactivity of acid fluorides as promoting an increased reactivity of the carbonyl group which does not affect the stability of the C-F bond. As a further proof of the synthesis of fluoro-methanol it was condensed with absolute benzene and the formed benzyl fluoride was identified. This reaction is promising that the authors succeed in simplifying the production of fluoro-methanol and creates the possibility for the practical utilization of fluoro-methanol.

HUNG.


1/2

Synthesis of organic fluorine compounds IV Fluoro  
methylation

... polymerized by ...

... Na<sub>2</sub>CO<sub>3</sub>, dried, distd., and the crystal residue by crystal.  
yielded 8 g. CH<sub>2</sub>F<sub>2</sub>, m. 25-7° (from EtOH). A mixt. of  
PCl<sub>5</sub> (0.5 g), 2.9 g. P<sub>2</sub>O<sub>5</sub> and 0.2 g. ZnCl<sub>2</sub> refluxed on  
the water bath at 100°C. ...

... cooled with water at 0°C, ...  
... this procedure repeated with a ... portion of 17 g.  
... the mixt. cooled, distd. with 100 cc. abs. EtOH, filter  
the EtOH distd. off, and the residue fractionated ...



OLAH, GY.

New production method for aliphatic fluorine compounds. p. 172. (Magyar Kemiai Folyoirat, Budapest, Vol. 59, no. 6, June 1953)

SO: Monthly list of East European Accessions (EEAL), LC Vol 4, No. 6, June 1955. Uncl