

Heyman, L. V.

AGEYEVA-MAYKOVA, O.G.; VOYACHEK, V.I.; YERMOLAYEV, V.G.; KULIEVSKIY, G.G.;
LKHACHEV, A.G.; HEYMAN, L.V.; RASPOPOV, A.P.; SUPRUMOV, V.K.

Boris Sergeevich Preobrazhenskii; 60th anniversary of birth. Vest.
otorinolar., Moskva 14 no. 3:97-100 May-June 1952. (CLML 22:4)

1. Preobrazhenskii is editor of Vestnik oto-rino-laringologii and
attached to the Therapeutic Sanitary Administration for the Kremlin.
Is Active Member of the Academy of Medical Sciences USSR. Awarded
Order of Lenin in 1943. Is Chairman of the Administration of the
All-Union Society of Otolaryngologists.

NEYMAN, L. V.

YERMOLAYEV, V.G., redaktor; PREOBRAZHENSKIY, B.S., redaktor; RUTENBURG, D.M.,
redaktor; TEMKIN, Ya.S., redaktor; ALEXANDROV, I.N., redaktor;
NEYMAN, L.V., redaktor; GABERLAND, M.I., tekhnicheskiy redaktor

[Diseases of the pharynx, larynx, trachea, bronchi, and esophagus
necessitating surgery; doctors' handbook] Khirurgicheskie bolezni
glotki, gortani, trakhei, bronkhov i pishchevoda; rukovodstvo dlia
vrachei. Pod red. V.G.Ermolaeva, B.S.Preobrazhenskogo, D.M.Rutenburga
i I.A.S.Temkina. Moskva, Gos. izd-vo med. lit-ry, 1954. 867 p.

(Throat--Surgery)

(Respiratory organs--Surgery)

(MIRA 7:9)

(Esophagus--Surgery)

NEYMAN, L.V.

NEYMAN, L.V.; LUBOVSKIY, V.I.

Method of objective investigation of the function of the auditory
analysor in children with hearing disorders. Vest. oto-rin. 16
no.3:40-46 Ky-Je '54. (MLRA 7:7)

1. Iz Nauchno-issledovatel'skogo instituta defektologii Akademii
pedagogicheskikh nauk RSFSR.
(HEARING TESTS,
*technic)

NEYMAN, L.V., kandidat meditsinskih nauk (Moscow)

"Sore throat." A.V. Korchagin. Reviewed by L.V. Neiman. *Zel'd i
akush.* no.9:59-60 S '55. (MLRA 8:11)
(THROAT--DISEASES) (KORCHAGIN, A.V.)

EXCERPTA MEDICA Sec 11 Vol.11/6 O.R.L. June 58

NEVINA N, L.V.

1100. FUNDAMENTAL QUESTIONS ON THE DEVELOPMENT OF HEARING PERCEPTION AMONGST 'HARD-OF-HEARING' SCHOOLCHILDREN (Russian text) Neyman L. V. Inst. of Defectol., Acad. of Pedagog. Scis, Moscow - In the book: Osnatsochnyt slukh u tugoukhikh i glukhonemykh detei, Moscow 1957 (55-65) Ref. 3

A study was made of the development of the hearing perception for speech elements during a special training course amongst 27 'hard-of-hearing' schoolchildren with severe loss of hearing and greatly under-developed speech. In relation to the tone threshold the majority showed loss of hearing above 70 db., 6 children had hearing loss of 55-70 db., while one girl had a loss of under 50 db. The audiometric curve was of descending character in all cases. Considerable restriction of auditory frequency range was found in a number of children: in absence of sound perception for frequencies beyond 4,096 c. p. s.; in 6 children, of more than 2,048 c. p. s.; and in 2 as low as 1,024 c. p. s. Practically all children distinguished vowels A, O, U; 18 out of 27 distinguished the consonants below a level which ensures satisfactory comprehensibility of words and sentences. One schoolgirl distinguished all familiar words uttered with colloquial force near her helix; 5 pupils differentiated 8-9 words out of 10, and 14 less than half. The basic principles of the lessons, given twice weekly, consisted in: (1) registration of the state of the hearing function; (2) presentation of clear visual aids for the sound in use; (3) arrangement of playing spells. Control inspection at the end of the year revealed in all pupils an improvement in the differentiation of speech heard and of vowels and consonants, also in discerning of acoustic signs characteristic of certain groups (soft, hard, ringing, dull sounds, etc.). These elaborated differentiations remained constant. It is presumed that owing to lack of trial of listening to sounds of threshold or below-threshold intensity, 'hard-of-hearing' children react in audiometry to a particular sound which at times considerably exceeds the real threshold.

Radina - Moscow (S)

NEYMAN, L.V., kandidat meditsinskikh nauk

Tonal audiometry in deaf-mute and preschool children with defective hearing [with summary in English]. Vest. oto-rin. 19 no.1:27-32
Ja-F '57 (MLRA 10:4)

1. Iz Nauchno-issledovatel'skogo instituta defektologii Akademii pedagogicheskikh nauk RSFSR.

(HEARING TESTS

audiometry, tonal, of deaf-mute & dull hearing preschool child) (Rus)

MA 1990
ALEKSANDROV, I.N., doktor med.nauk; NEYMAN, L.V., kand.med.nauk

Professor Iakov Solomonovich Temkin; 60th birthday. Vest.oto-rin.
19 no.4:112-114 J1-Ag '57. (MIRA 10:11)

(BIOGRAPHS

Temkin, Iakov S.)

D'YACHKOV, A.I.; NEYMAN, L.V.

Professor Fedor Andreevich Rau. Vest.oto-rin. 19 no.6:118 M-D '57
(RAY, FEDOR ANDREEVICH, 1868-1957) (MIRA 11:3)

NEYMAN, Lev Vladimirovich; NOVIKOV, Ya.A., red.; KOVALENKO, V.L.,
tekhn.red.

[Anatomy, physiology, and pathology of the organs of hearing
and speech; manual for students of speech defect departments
and teachers and physicians of special schools] Anatomia,
fiziologiya i patologiya organov slukha i rechi; posobie dlia
studentov defektologicheskikh fakul'tetov, uchitelei i vrachei
spetsial'nykh shkol. Moskva, Gos.uchebno-pedagog.izd-vo M-va
prosv.RSFSR, 1959. 171 p. (MIRA 13:9)
(OTOLARYNGOLOGY)

HEYMAN, L. V., Doc Med Sci -- "The hearing function in hard-of-hearing and deaf-mute children, its study, use, and development." *Kos*, 1960 (Acad Med Sci USSR).
(KL, 1-61, 205)

-347-

NEYMAN, Lev Vladimirovich

[Hearing function in hard hearing and deaf-mute children]
Slukhovaia funktsiia u tugoukhikh i glukhoneykh detei.
Moskva, Izd-vo AN Pedagog. nauk RSPSR, 1961. 359 p.
(MIRA 18:6)

UNDRITS, V.F., prof.; TEMKIN, Ya.S., prof.; NEYMAN, L.V., prof.;
VOLKOV, Yu.N., red.; KUZ'MINA, N.S., tekhn. red.

[Manual of clinical audiology]Rukovodstvo po klinicheskoi audio-
logii. Moskva, Medgiz, 1962. 323 p. (MIRA 16:1)
(EAR--DISEASES) (AUDICOMETRY)

VOZNESENSKIY, A.N., prof.; VOL'FKOVICH, M.I., prof.; GESHELIN, A.I.,
prof.[deceased]; GORDYSHEVSKIY, T.I., prof.; YERMOLAYEV,
V.G., prof.; ZARITSKIY, L.A., prof.; KOTS, L.Ya., prof.;
LIKHACHEV, A.G., zasl. deyatel' nauki prof.; PROSKURYAKOV,
SHUL'GA, A.O., prof.; NEYMAN, L.V., prof., red.;
SHCHERBATOV, I.I., prof., red. doma; TIKHOMIROVA, G.I.,
red.; PREOBRAZHENSKIY, Yu.B., red.; CHULKOV, I.F., tekhn.red.

[Multivolume manual on otorhinolaryngology] Mnogotomnoe ruko-
vodstvo po otorinolaringologii. Otv. red. A.G.Likhachev. Mo-
skva, Medgiz. Vol.4. [Diseases of the upper respiratory
tract] Zabolevaniia verkhnikh dykhatel'nykh putei. Red. toma
L.V.Neyman. i I.I.Shcherbatov. 1963. 518 p. (MIRA 17:3)

1. Chlen-korrespondent AMN SSSR (for Likhachev).

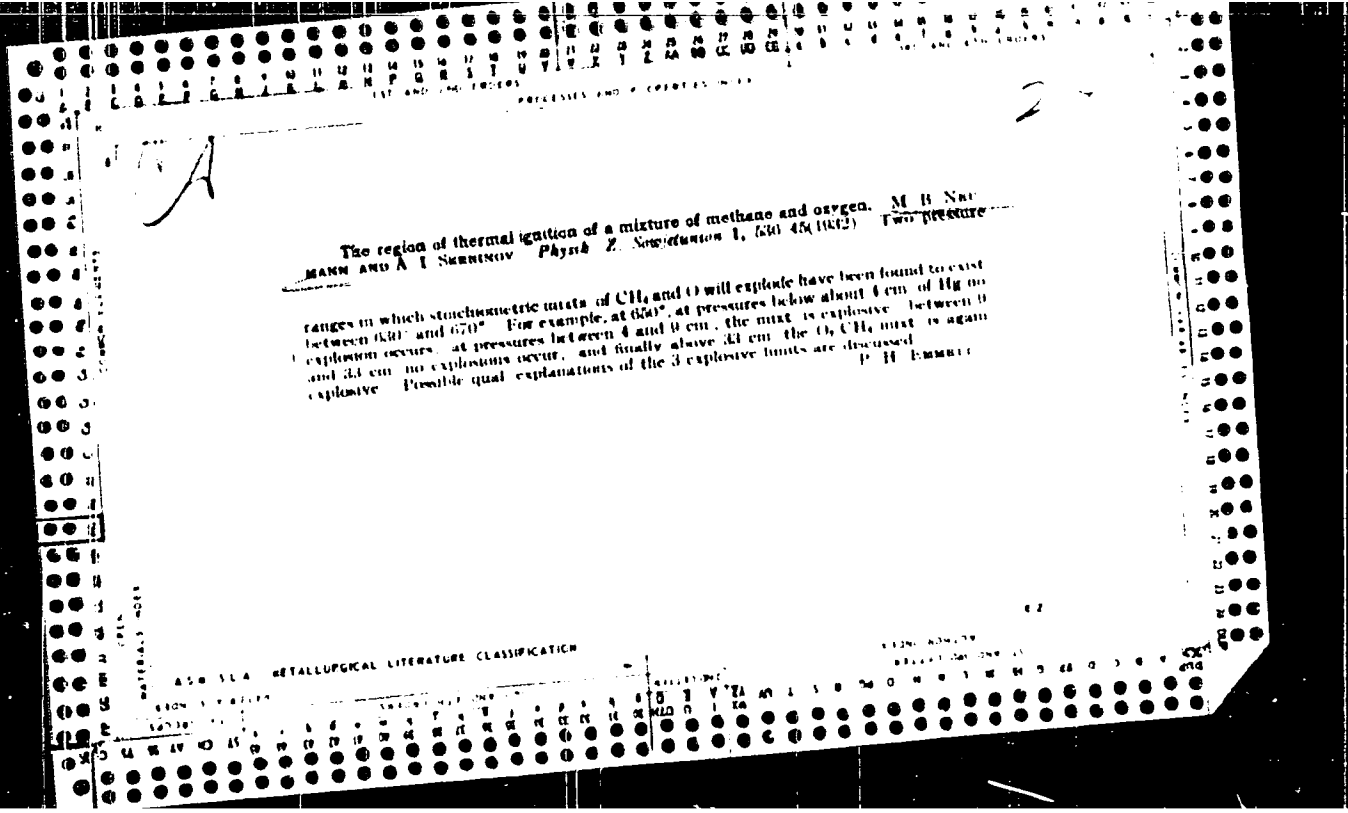


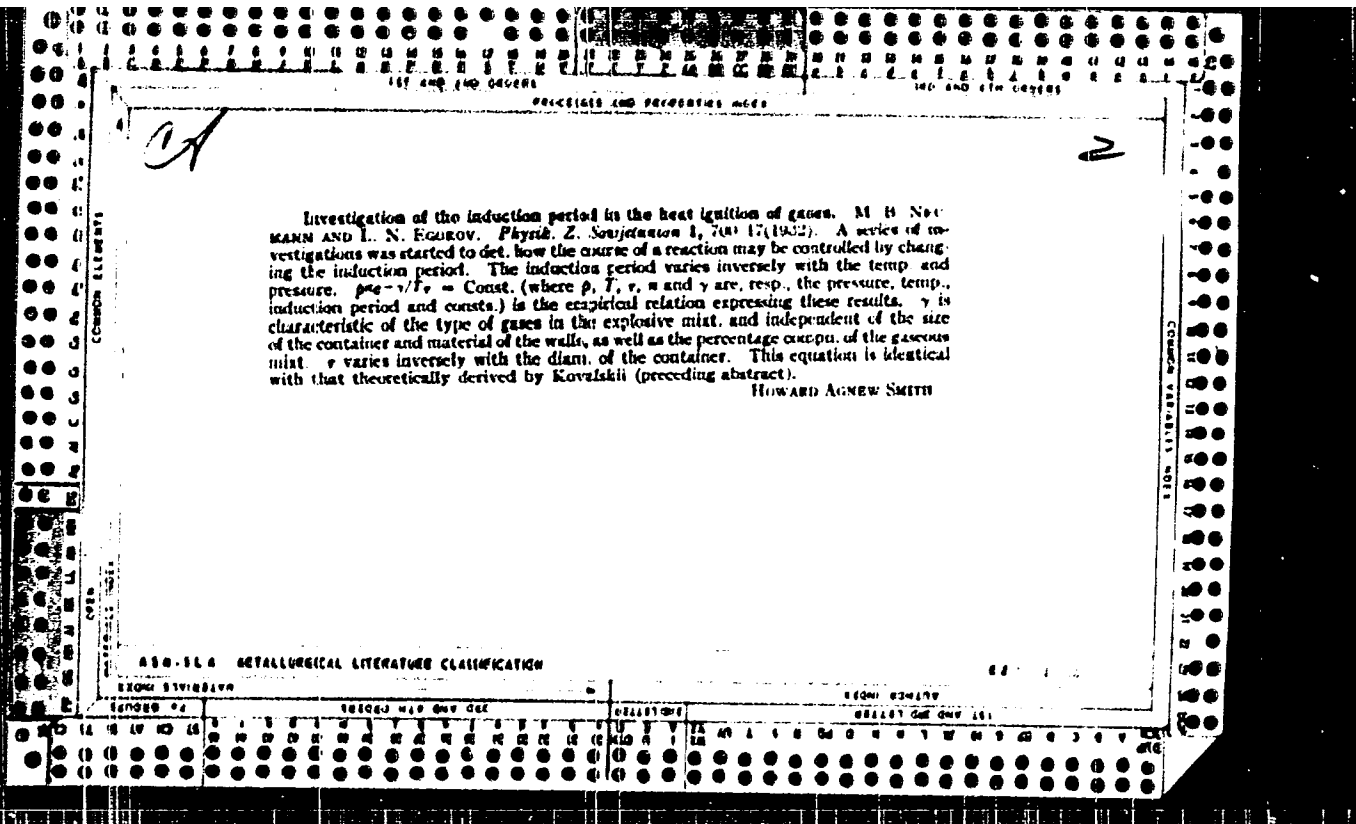
NEYMAN, Lev Vladimirovich, prof.; IL'INSKAYA, S.I., red.

[Anatomy, physiology and pathology of the organs of hearing and speech; manual for students of defectology faculties, and teachers and doctors of special schools] Anatomia, fiziologia i patologiya organov slukha i rechi; posobie dlia studentov defektologicheskikh fakul'tetov, uchitelei i vrachei spetsial'nykh shkol. Moskva, Prosveshchenie, 1965. 182 p.
(MIRA 18:11)

NEYMAN, M. A.

Mbr. (?), Cardiology Sect., Leningrad Branch im. S. P. Botkin, All-Union Soc. Therapists, -c1949-. "Achievements of the Cardiology Section of the Leningrad Branch imeni S. P. Botkin, All-Union Society of Therapists in 1948," Terap. Arkhiv, 21, No. 3, 1949.





~~RESTRICTED~~

NEUMANN, H. B.

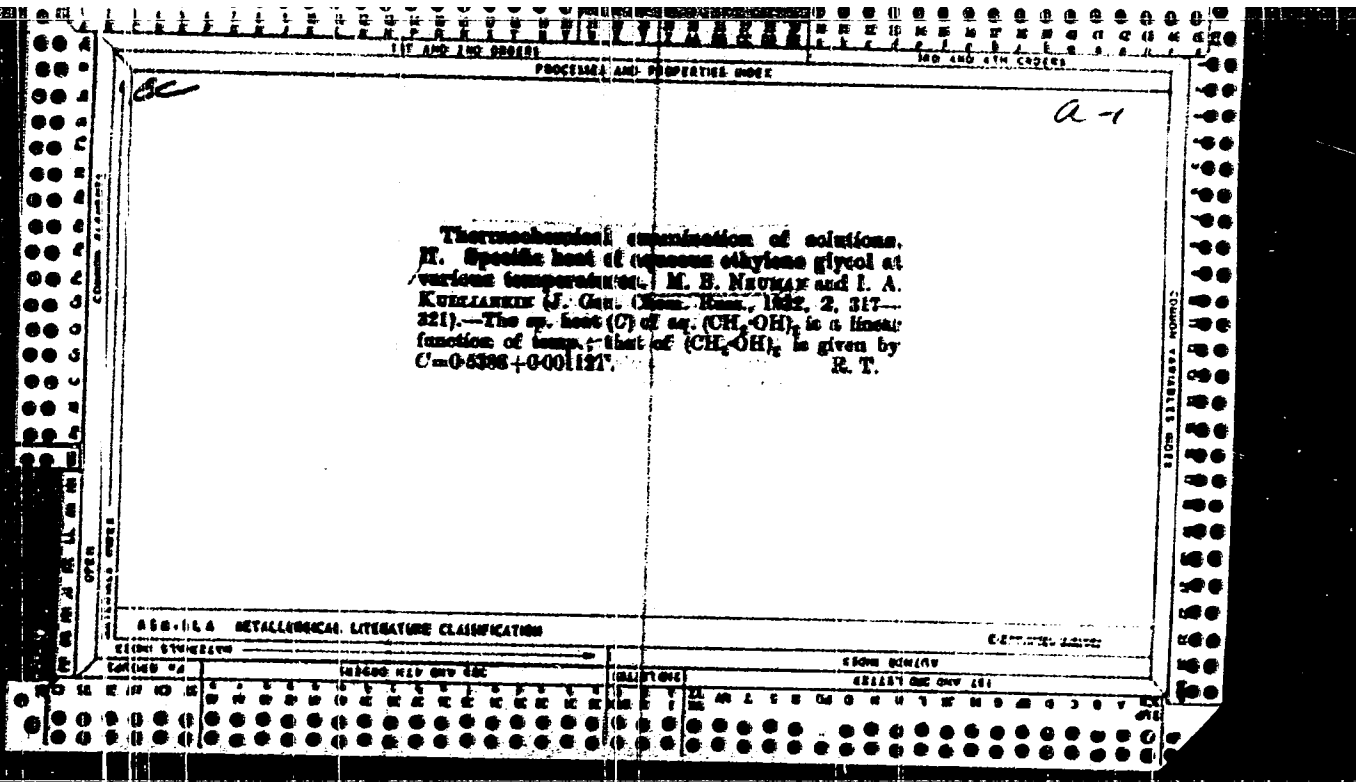
NEUMANN, M. G.

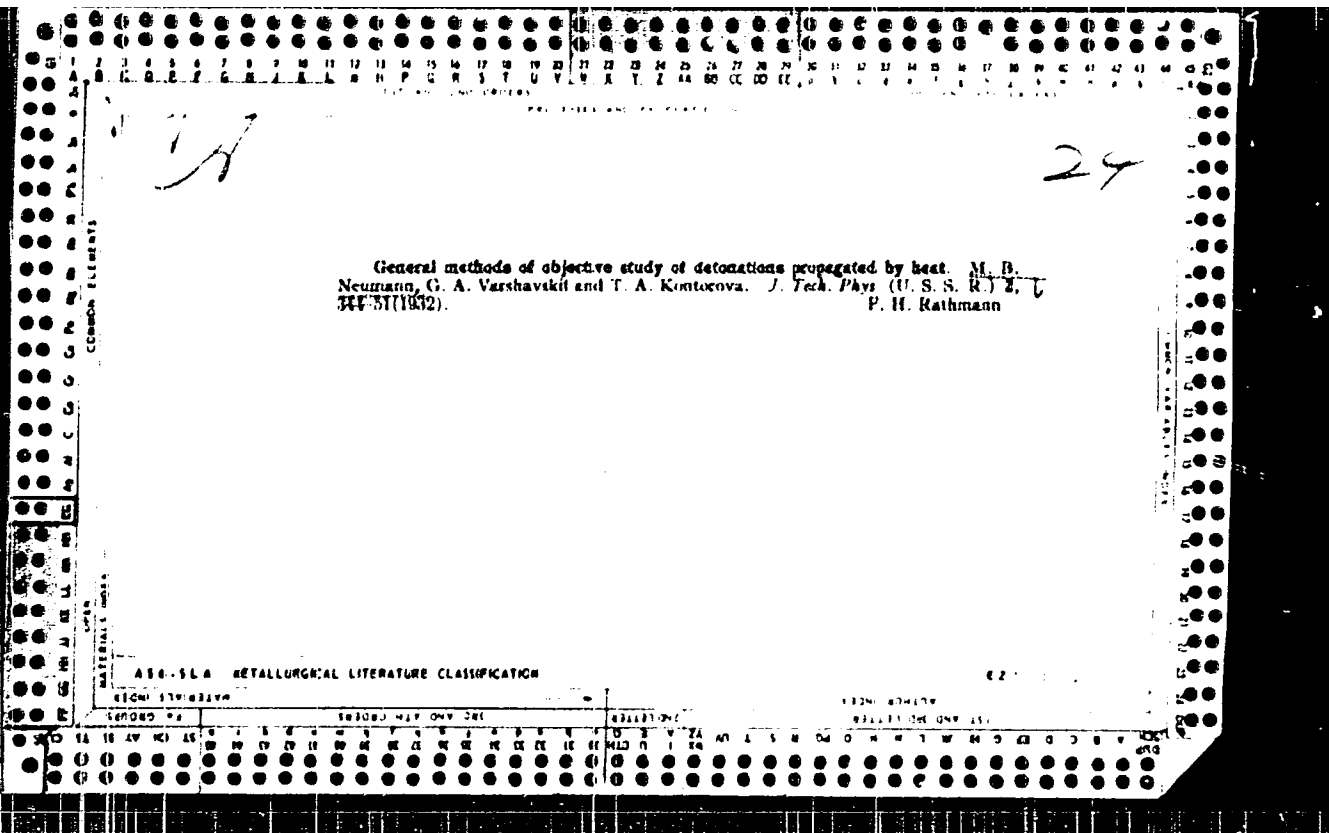
J. Gen. Chem. (USSR) 2, 1-8 (1932)

The thermochemistry of solutions. I. Heat capacities of binary system; acetic acid - water at various temperatures.

CA: 26-4748/1

~~RESTRICTED~~





24

CA

Investigation of the conditions of ignition of gaseous mixtures. I. Induction period of the thermo-ignition of methane-oxygen mixtures. M. B. NEUMANN AND L. N. ROZNOV. *J. Phys. Chem. (U. S. S. R.)* 3, 61-74(1932); cf. *C. A.* 23, 5394; 25, 1360, 5902; 26, 1445, 5481.—CH₄ and O mixts in the ratio 1:2 were exploded by admitting the gas into a quartz tube heated to 728-853°. The induction periods of explosion were measured in relation to the total pressure and to the temp. The induction period decreases with increase of temp. or increase of pressure. II. The region of thermo-ignition with methane-oxygen mixtures. M. B. NEUMANN AND A. I. SERRINOV. *Ibid* 75-82.—The CH₄-O mixt. 1:2 was found to explode on introduction into tubes heated to 645-679° only within 3 different pressure regions. Outside of these pressure limits, no explosion takes place. A complete bibliography is given. The equation $P_{exp} t^n = \text{const.}$ was used. P. H. RATHMANN

ASB-SLB METALLURGICAL LITERATURE CLASSIFICATION

1 2 3 4 5 6 7 8 9 10 11 12 13 14 15 16 17 18 19 20 21 22 23 24 25 26 27 28 29 30 31 32 33 34 35 36 37 38 39 40 41 42 43 44 45 46 47 48 49 50 51 52 53 54 55 56 57 58 59 60 61 62 63 64 65 66 67 68 69 70 71 72 73 74 75 76 77 78 79 80 81 82 83 84 85 86 87 88 89 90 91 92 93 94 95 96 97 98 99 100

LIST AND INDEX

PROCESSES AND PROPERTIES INDEX

100

Thermochemical studies of solutions. III. Heat of formation of aqueous solutions of acetic acid at various temperatures. T. M. KLHAKOVA AND M. B. NEUMANN. *J. Phys. Chem. (U. S. S. R.)* 6, 1-3(1933); cf. C. A. 26, 1748. The reaction $\text{CH}_3\text{COOH} + \text{H}_2\text{O}$ obeys the law $Q_1 = Q_m + \int_{T_1}^{T_2} (C_1 - C_2)dt$ at least up to 80° F. H. R.

GENERAL INDEX

ASD SLD METALLURGICAL LITERATURE CLASSIFICATION

1 2 3 4 5 6 7 8 9 10 11 12 13 14 15 16 17 18 19 20 21 22 23 24 25 26 27 28 29 30 31 32 33 34 35 36 37 38 39 40 41 42 43 44 45 46 47 48 49 50 51 52 53 54 55 56 57 58 59 60 61 62 63 64 65 66 67 68 69 70 71 72 73 74 75 76 77 78 79 80 81 82 83 84 85 86 87 88 89 90 91 92 93 94 95 96 97 98 99 100

24

Investigation of the conditions of ignition of gaseous mixtures. III. The period of induction and the region of thermal ignition of mixtures of ethane with oxygen. F. A. ANDREY AND M. B. NEUMANN. *J. Phys. Chem.* (U.S.S.R.) 4, 33 (1952). Cf. I, 20, 0139. The equation $\ln \tau = k(x - y)$ (x = induction period) holds for the mixt. $C_2H_6 + 3.5 O_2$ for T values from 585° to 750° with $n = 3.5$ and $y = 51.000$. In presence of Au, Cu, Ni and Fe τ is increased 3-10 times, the explosion region is narrowed down and the phenomenon of β explosion limits disappears. IV. Influence of change of composition on the region of ignition of mixtures of methane with oxygen. M. B. NEUMANN AND A. I. SERBINOV. *Ibid.* 4, 9. Mixts. contg. from 2.0 to 60.3% CH_4 , up to 12.9% A and up to 9% O were used in the temp. range 640-810°. Admixt. of A extends the explosion region at p_0 and p_0 limits but does not change p_0 or the induction period. In the pressure range 5-10 mm. at 640° for mixts. contg. 2-13% CH_4 , the explosion region was given by two separate curves, one open and one closed.

AD 554 METALLURGICAL LITERATURE CLASSIFICATION

131 AND 140 CROSS

PROCESS AND PROPERTIES INDEX

140 AND 474 CROSS

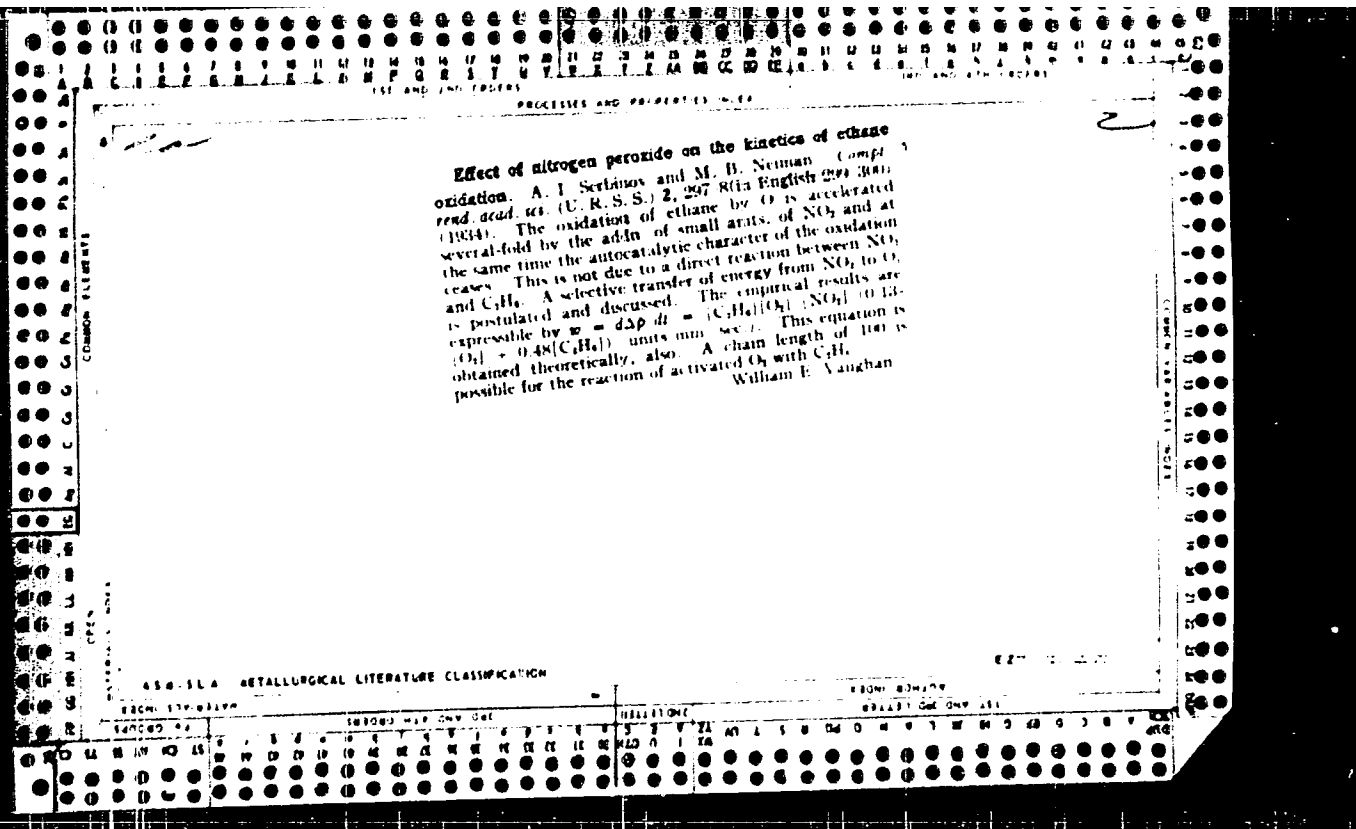
5571. Effect of Change of Composition on the Ignition Region of Methane-Oxygen Mixtures. M. B. Neumann and A. I. Sebtinov. *Phys. Zeits. d. Sowjetunion*, 6.2, pp. 413-443, 1933. In English.—It has been shown that the admixture of argon to methane-oxygen mixtures does not change the time lag but extends the region of ignition. The alteration of the lower limit obeys Lichtenoff's law. The region of ignition gradually changes with the methane concentration and three limits of ignition exist in mixtures containing from 2% to 37% of methane.

ASB 514 METALLURGICAL LITERATURE CLASSIFICATION

140 AND 474 CROSS	140 AND 474 CROSS	140 AND 474 CROSS	140 AND 474 CROSS
-------------------	-------------------	-------------------	-------------------

Theory of the induction period. T. A. Kontorova and M. B. Neumann. *Physik. Z. Sowjetunion* 6, 818-24 (1933) (in English).—Pressure change-time curves for consecutive reactions in the thermal decomposition of EtSH show that the theory of two consecutive reactions cannot explain the induction period in unimol reactions
Louis Gidman

AS 6-51A METALLURGICAL LITERATURE CLASSIFICATION



1ST AND 2ND COVERS
PROCESSES AND PROPERTIES INDEX

2a

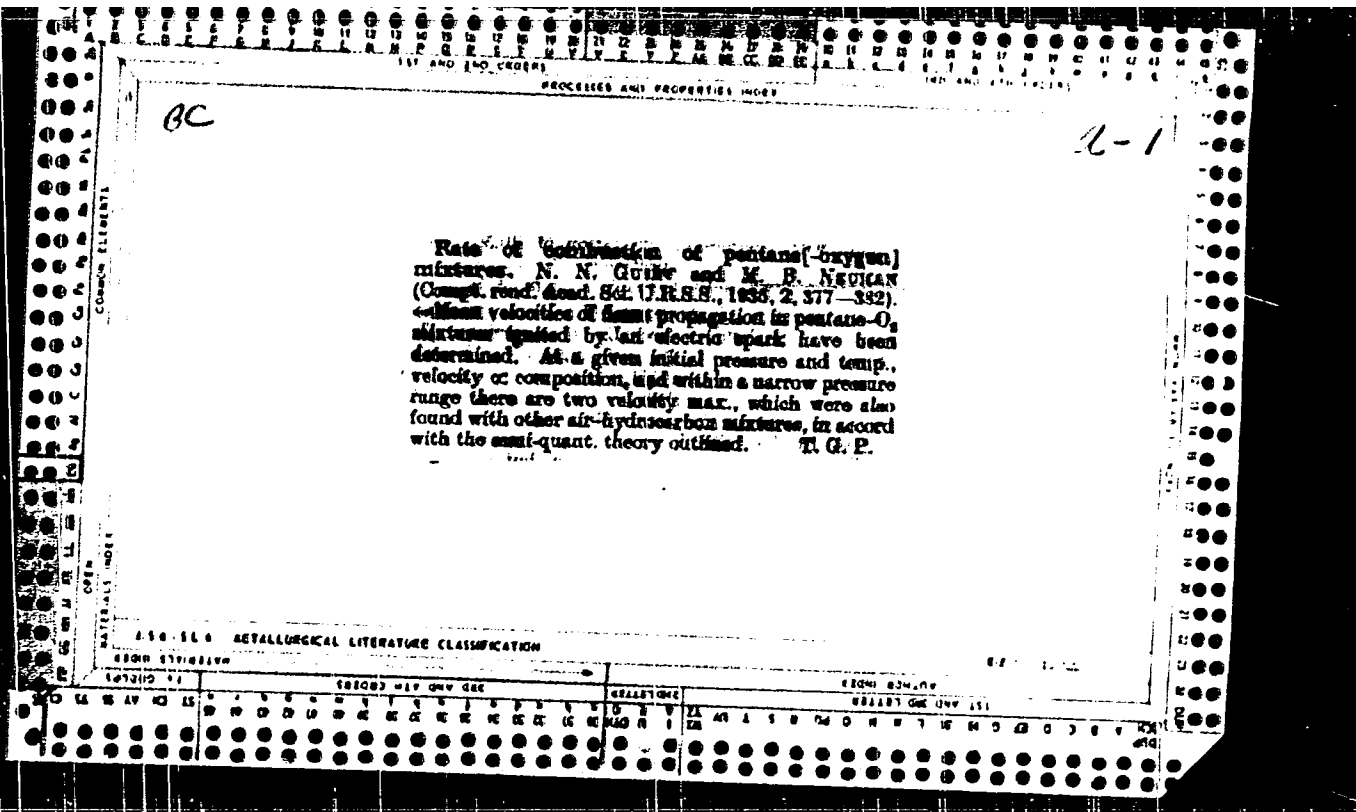
24

The spark ignition of methane-oxygen mixtures.
G. A. Gimmel'man and M. B. Nefman. *Compt rend acad. sci. U. R. S. S.* 4, 35 (in German 39-41) (1934). --
With voltages varying by factors of 3-9 and capacities
varying by a factor of 15 the energy rather than the amt.
of charge of a spark det. the capacity of the spark to
ignite a CH₄-O mixt. The spark energy increases as the
pressure of the mixt. decreases according to the empirical
formula of Koutouova (*C. A.* 27, 3334). As a function
of the electrode sepa., the crit. energy is const. for large
septa and increases rapidly for smaller sepa. The crit.
energy also increases with decreasing temp., the log of the
energy being proportional to the reciprocal of the temp.
The various results are derived theoretically on the
assumptions of a chain mechanism for the ignition process
and of the creation by the spark of active centers propor-
tional in no. to the energy of the spark M. M.

158-51A METALLURGICAL LITERATURE CLASSIFICATION

1ST AND 2ND COVERS

1ST AND 2ND COVERS



1ST AND 2ND CROSSLINES PROCESSES AND PROPERTIES INDEX 100 AND 4TH CROSSLINES

CA

GENERAL INDEX

A study of the conditions for the inflammation of gaseous mixtures. M. B. Neiman and V. O. Petrovich. *J. Phys. Chem.* (U. S. S. R.) **6**, 443 (1942). The spontaneous combustion of the mixt. $C_2H_6 + O_2$ from 100° to 1000° in a bomb 30 mm. in diam. and 300 mm. in length was studied. With an increase in temp. the limit of inflammation drops. The inflammation of mixts. of pentane and O_2 were studied in the same bomb. The periods of induction were very small, ordinarily not exceeding 1-2 sec. At 500° the min. pressure of a quietly burning mixt. was 0.5 cm. Increasing the temp. to 650° decreased the pressure to 0.2 cm. The dependence of min. pressure upon temp. is well given by the formula $\log p = (A/T) + B$. The region of inflammation of pentane and O_2 mixts. in Fe vessels is considerably narrower than in quartz vessels. Introduction of an Al tube into the reaction vessel lowered the inflammation limit from 500° to 125° at 17 cm.

H. Hammen

ASS. S. I. A. METALLURGICAL LITERATURE CLASSIFICATION

REGION: 511022104
 64080 41
 58080 410 041
 611010101
 REGION: 500104
 611010101

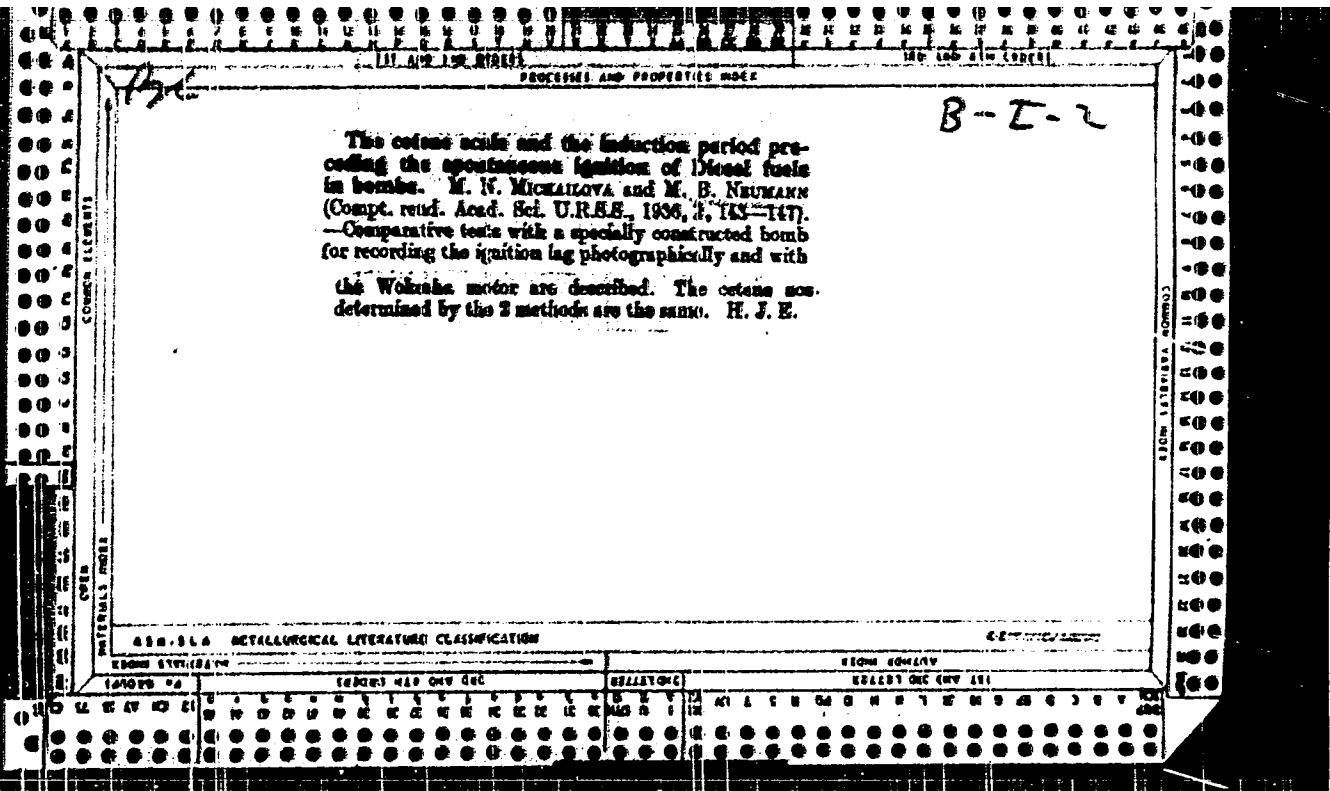
135

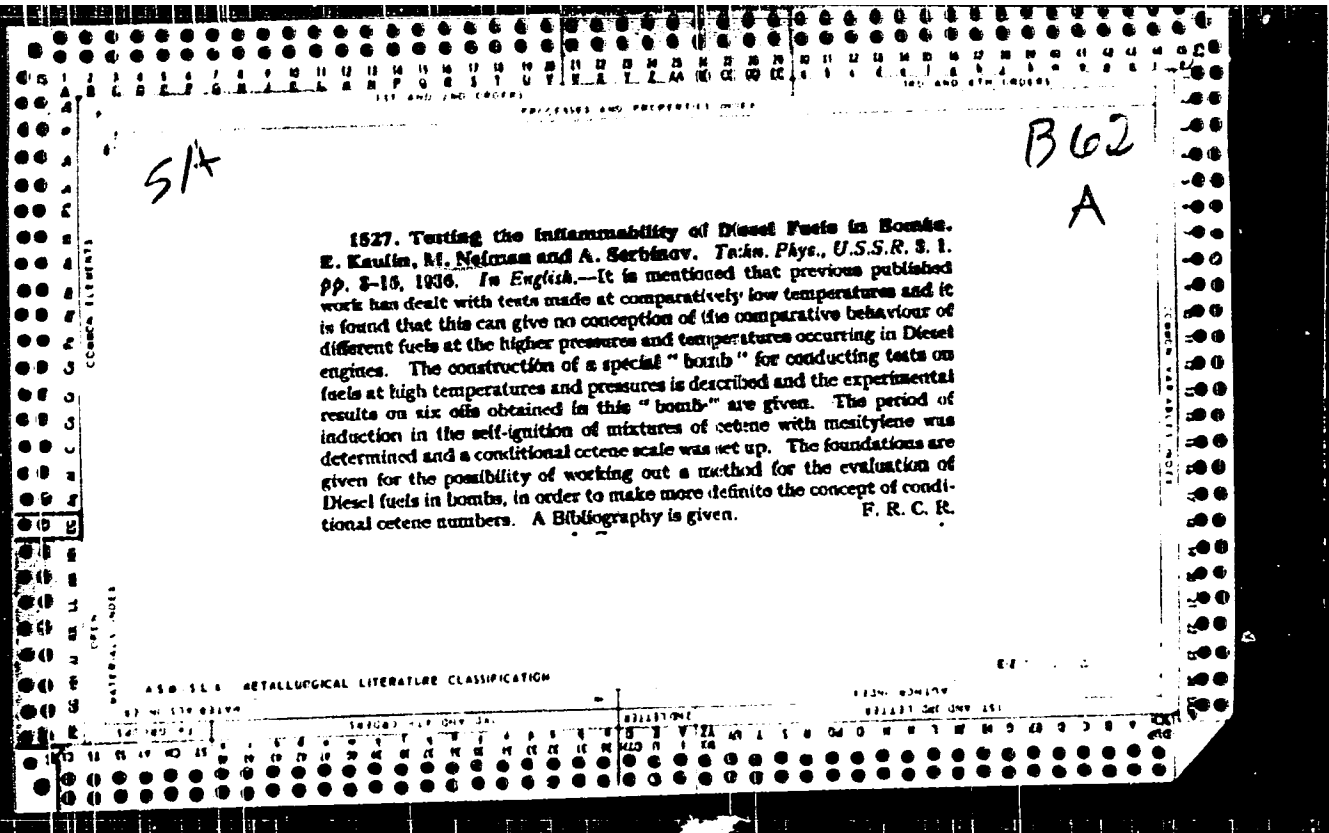
B-E-2

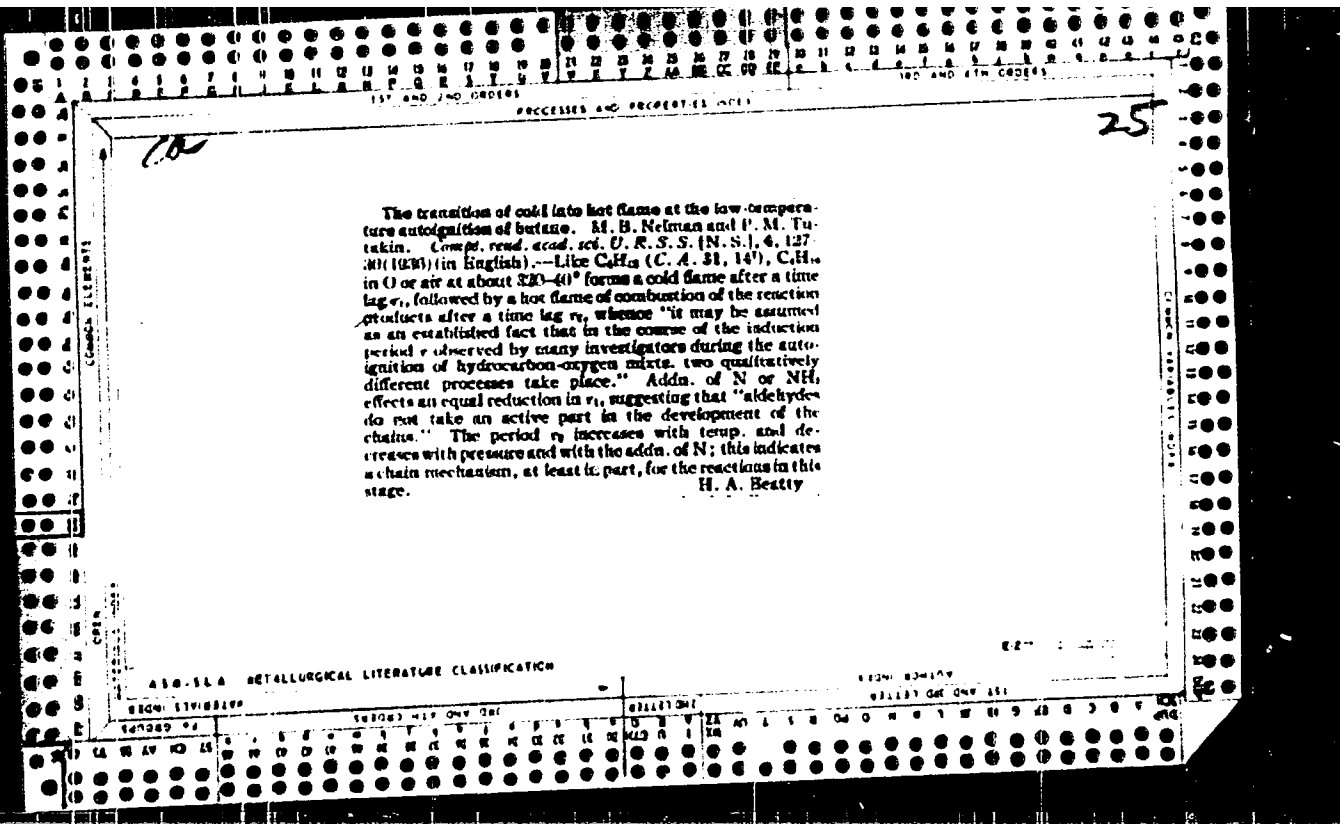
Gas micro-analysis for following the course of oxidation of hydrocarbons. E. A. ANDREYEV and M. B. NERMAN (J. Appl. Chem. Russ. 1935, 8, 1100-1105).—Apparatus serving for the determination of O_2 , CO_2 , CO , C_2H_4 , and C_2H_2 in 0.3-0.4 ml. of gas is described, in which H_2O is absorbed by $CaCl_2$ or P_2O_5 , CO_2 by KOH , CO by active Ag_2O , O_2 by yellow F , C_2H_4 by H_2SO_4 , and C_2H_2 by $CaCl_2$ -aq. $NaOH$ paste. The error is 2-0.4%. R. T.

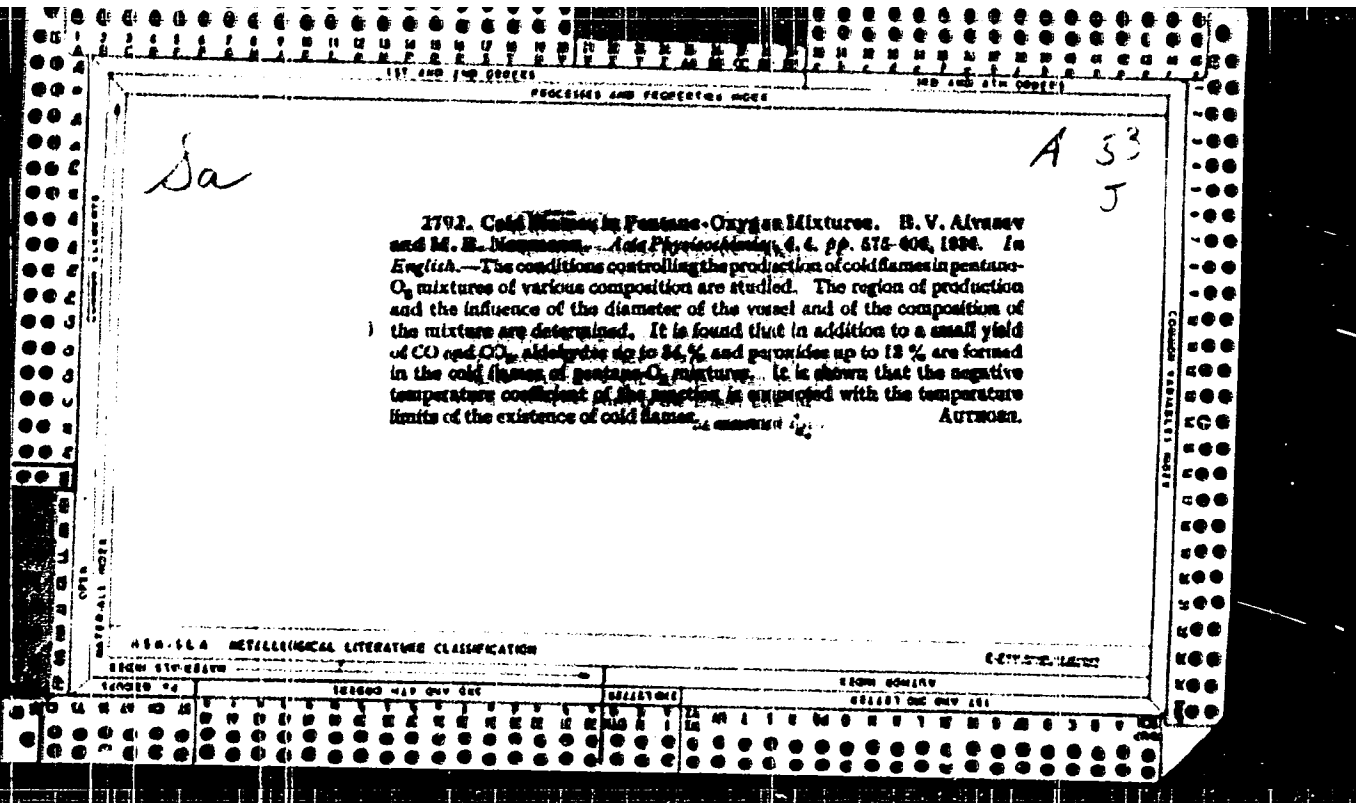
485.554 METALLURGICAL LITERATURE CLASSIFICATION

CLASSIFICATION	INDEXED	FILED	DATE	BY
485.554				









1ST AND 2ND GROUPS 16D AND 17H GROUPS

PROCESSES AND PROPERTIES INDEX

CA

Mechanism of autoxidation of hydrocarbons in the liquid phase. M. N. Mikhailova and M. B. Netman. *J. Gen. Chem. (U. S. S. R.)* 6, 821-38(1930). The autoxidation of unsatd. hydrocarbons present in cracking benzine is a chain reaction initiated by the formation of high-energy centers at the liquid-gas interface. The reaction does not proceed in the gas phase. The rate of oxidation, proportional to the O pressure and to the area of the interface, varies with temp. in accord with the Arrhenius equation and with the concn. of inhibitor in accord with Christianesen's postulates. The period of induction is inversely proportional to the rate of oxidation. Light, especially ultraviolet, shortens the induction period and accelerates the oxidation. On photoxidation the active centers may be formed both at the interface and in soln. but only at the interface in the absence of light. Inhibitors (α -naphthol, etc.) used to stabilize cracking benzine are not adsorbed at the interface and rupture the reaction chains within the liquid. Exptl. procedure and app. are described.

John Livak

ASB-51A METALLURGICAL LITERATURE CLASSIFICATION

GROUP	A	B	C	D	E	F	G	H	I	J	K	L	M	N	O	P	Q	R	S	T	U	V	W	X	Y	Z
1																										
2																										
3																										
4																										
5																										
6																										
7																										
8																										
9																										
10																										

PROCESSES AND PROPERTIES INDEX

24

Ca

The conditions for the inflammation of gas mixtures. VI. Cold flames in pentane-oxygen mixtures. B. V. Aivazov and M. E. Nefman. *J. Phys. Chem.* (U. S. S. R.) **6**, 88-102 (1936); cf. *C. A. 31*, 141. Cold flames result in pentane-O₂ mixts. at pressures of 1/2 to 1/3 atm. in the temp. range 200-600°. On increasing the diam. of the reaction vessel the cold-flame region increases. The percentage of pentane oxidized varied from 3 at 217° to 99 at 470° in a 66-cm. and to 62 at 490° in a 3-cm. tube. The rate of propagation of the flame is about 10 cm./sec. and the temp. rise in the flame region is about 180°. The products of reaction are chiefly aldehyde and peroxides with only relatively slight formation of CO and CO₂. Outside of the cold-flame region an auto-catalytic reaction given by $v = Ae^{kt}$ and $\phi = kp^2$

v takes place. From the kinetic data $k = 2100$. The apparent neg. temp. coeff. in the rate of hydrocarbon oxidation is due to the cold-flame region. These results are explained on the basis of chain reactions propagated when the intermediate products of oxidation reach a certain crit. concn. K. H. Rathmann

ASS-514 METALLURGICAL LITERATURE CLASSIFICATION

RESEARCH DIVISION

NEUMAN, M. B.

The inflammation of gaseous mixtures. IX. Effect of nitrogen dioxide and methyl nitrite on the region of self inflammation of ethane-oxygen mixtures. G. A. Gimmelman, M. B. Neuman and P. V. Sokov. J. Phys. Chem. (U. S. S. R.) 8, 432-47 (1956). At 350° to 500° at pressures of 5-20 cm. Hg both NO_2 and CH_3NO are positive catalysts, the nitrite being twice as effective because the aldehyde formed by decomposition acts catalytically. The most effective admixt. is about 1.5% of either substance. The sensitizing catalytic effect is due to interaction of various chain reactions, and the explosion is due to resulting thermal effects. The energy of activation is about 20,500 cal. in the presence of 3% NO_2 ; i. e., the same as without the catalyst. P. H. Rathmann.

Conditions for the inflammation of gaseous mixtures

VII. Period of induction of cold flames in mixtures of pentane with oxygen. B. V. Alvarov and M. B. Neiman. *J. Phys. Chem. (U. S. S. R.)* 8, 543-58 (1936); *C. C. A.* 31, 2889. — The period of induction τ is given by the equation $\tau = A d^{-\gamma} T^{\alpha} [(a + b/d^2)/(\rho - \rho_0) (1 + [N_2]/\rho)]^{\beta}$ where T = temp., d = diam. of vessel, ρ = pressure, ρ_0 = min. pressure for cold flame formation, $[N_2]$ = partial pressure of nitrogen, and A, γ, α and β are consts. Exptl. data are given over the range 300–400° at 150 to 300 mm. Addn. of N_2 or CH_3CHO reduces the value of τ to about $1/2$ for 4% N_2 and $1/3$ for 5% CH_3CHO addn., resp.

From 0.004 to 0.2% NO_2 greatly broadens the region of inflammation. The results are explained on the basis of the chain theory, the addn. of N_2, CH_3CHO and NO_2 increasing the no. of initial centers of reaction.

W. H. Rathmann

ASS. S.L.A. METALLURGICAL LITERATURE CLASSIFICATION

NEEMAN, M. B.

Cold flame oxidation of hydrocarbons. M. B. Neiman,
Org. Chem. Ind. (U. S. S. R.) 3, 601-7 (1937); cf. Alvarov
and N., *C. A.* 31, 2669. Chas. Blanc

137 AND 138 COLUMNS 140 AND 141 COLUMNS

PROCESSES AND PROPERTIES INDEX

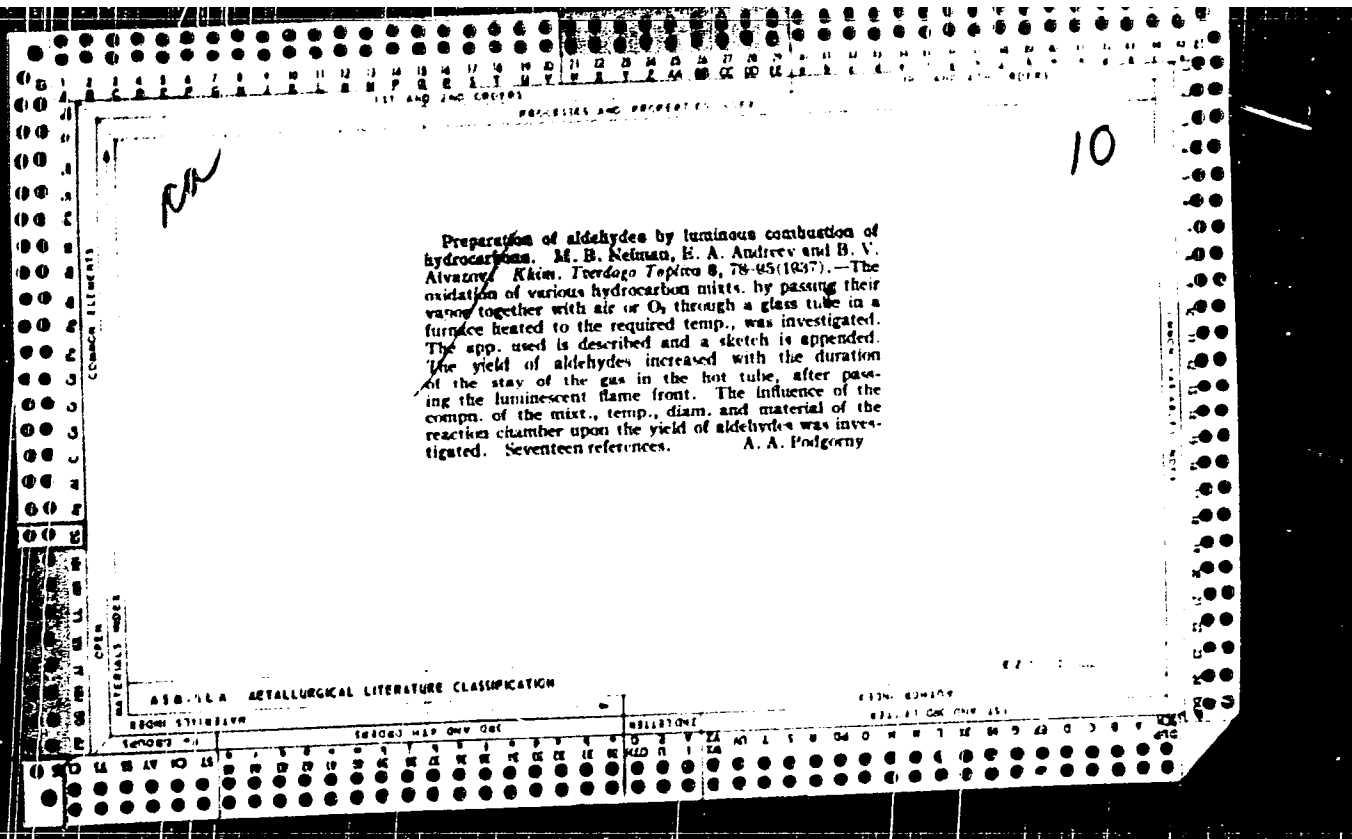
9/18

A 54
A

2162. Low-Temperature Spontaneous Combustion of Hydrocarbons. B. V. Afanasov and M. B. Neumann. *Acta Physicochimica*, **6**, 2, pp. 279-289, 1957. *In English*.—It is shown that the low-temperature combustion of pentane proceeds in two stages. The formation of a cold flame precedes the spontaneous ignition so that the induction period τ can be divided into two components: τ_c —the induction period of the cold flame, and τ_h —the time between the initiations of the cold and hot flames. It is shown that certain aspects of the combustion process in engines working on light and heavy fuels can be explained on the basis of the two-stage mechanism. AUTHORS.

459.514 METALLURGICAL LITERATURE CLASSIFICATION

137 AND 138 COLUMNS 140 AND 141 COLUMNS



75L

a-1

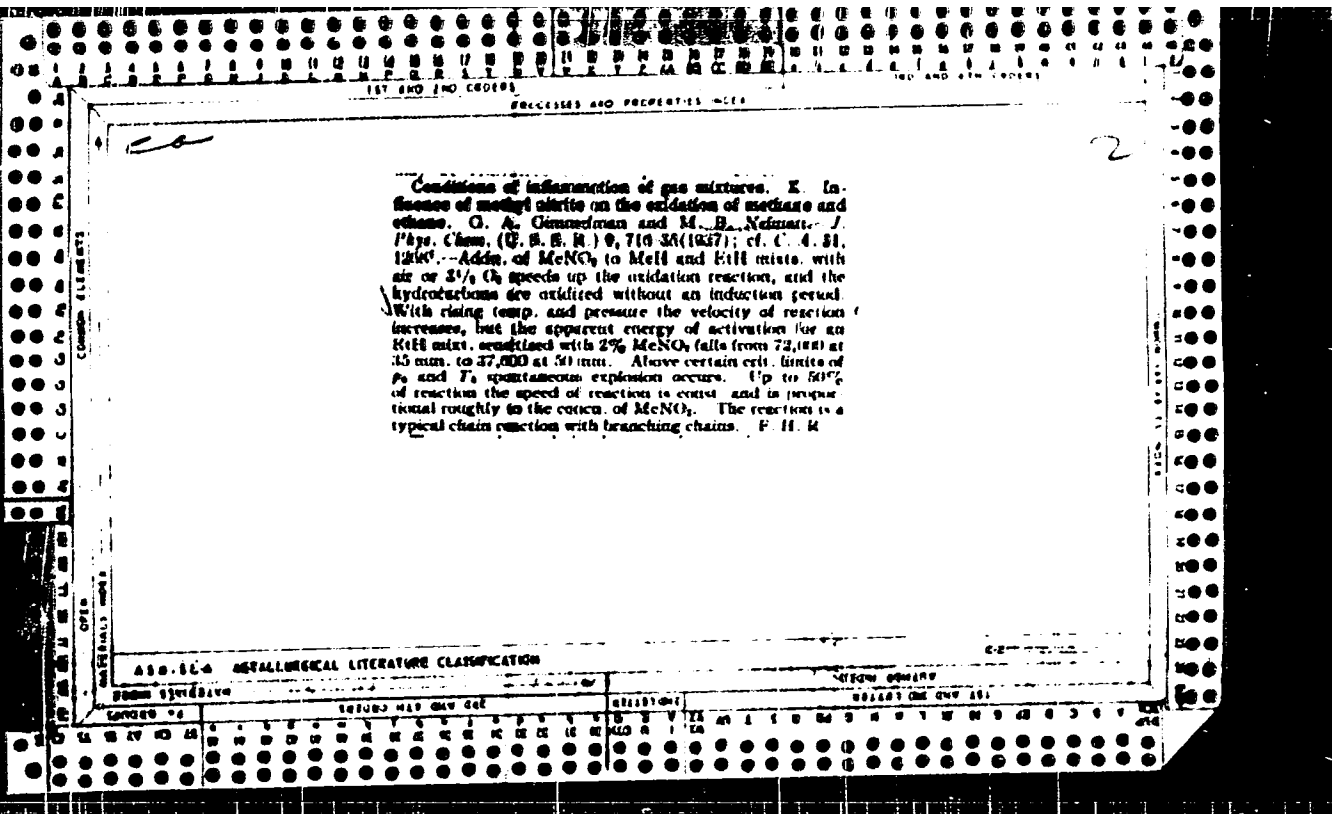
Inflammation of gaseous mixtures. VIII.
Two-stage mechanism of low-temperature self-
inflammation of pentane. B. V. AIVANOV and
 M. B. NEUMANN (J. Phys. Chem. Russ., 1937, 9,
 231-238). The self-inflammation of C_5H_{12} at 300-
 400° is a two-stage process. A cold flame (propagation
 velocity ~ 7-10 cm. per sec.) is formed after an
 induction period of a few sec. At $p > p_{min}$ it is
 followed, in < 1 sec., by a hot flame (velocity 500-
 1000 m. per sec.). For $C_5H_{12} + 4O_2$ at 318°, p_{min}
 is 330 mm. The two-stage mechanism is assumed to
 be responsible for the low-temp. self-inflammation
 of other hydrocarbons as well, and is applied to
 the explanation of combustion processes in Diesel
 motors. E. R.

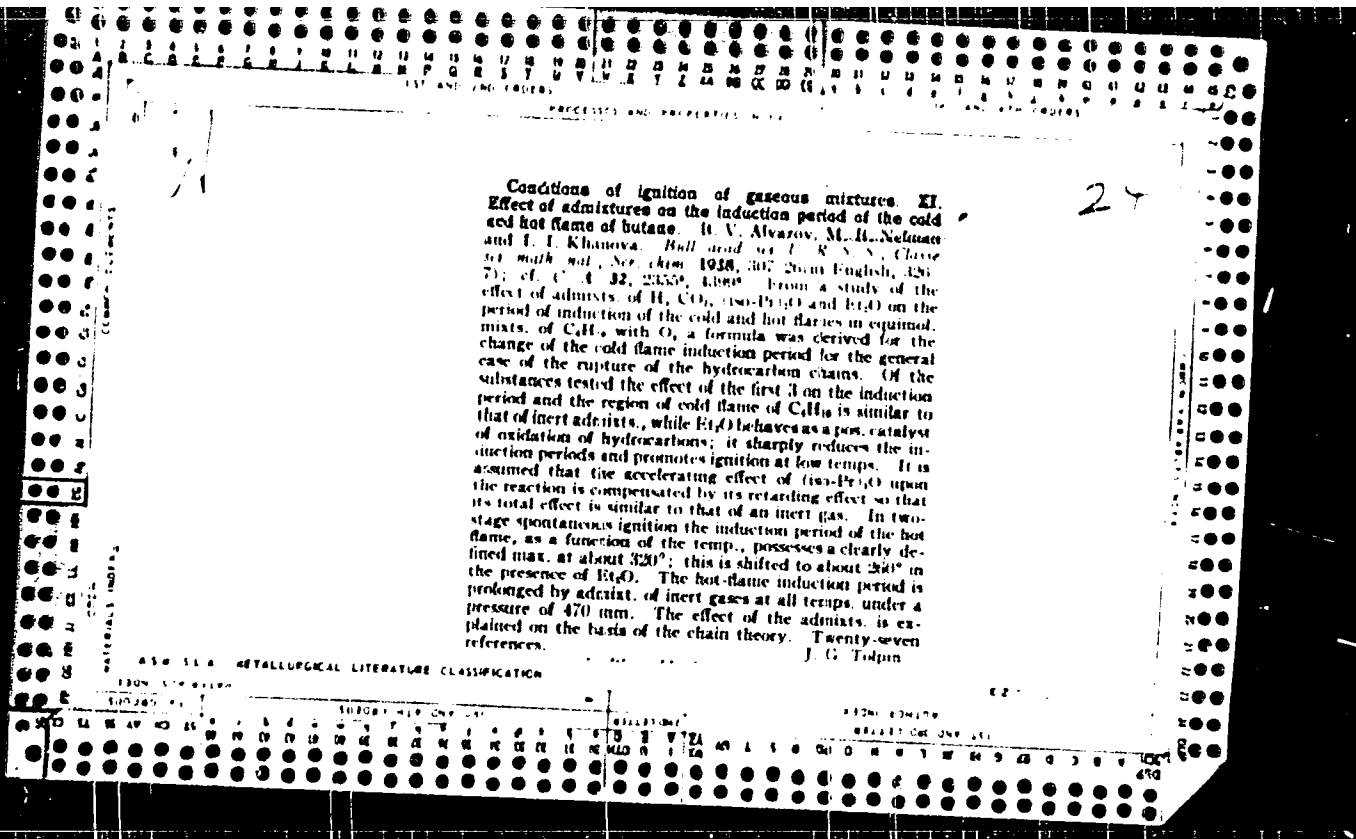
COMMON ELEMENTS

MATERIALS INDEX

ASB. I.L.A. METALLURGICAL LITERATURE CLASSIFICATION

REGION SYMBOLS										REGION SYMBOLS																			
CANTON #2										CANTON #2																			
1	2	3	4	5	6	7	8	9	10	11	12	13	14	15	16	17	18	19	20	21	22	23	24	25	26	27	28	29	30





Conditions of ignition of gaseous mixtures. XI.
 Effect of admixtures on the induction period of the cold
 and hot flames of butane. B. V. Alvarov, M. H. Nelsone
 and I. I. Khanova. *Bull. Acad. Sci. USSR Div. Chem. Phys. Chem. Sect.* 1958, 307. (From English, 326
 7); cf. *ibid.* 32, 2350, 1959. From a study of the
 effect of admixts. of H₂, CO₂, iso-Pr₂O and Et₂O on the
 period of induction of the cold and hot flames in equimol.
 mixts. of C₄H₁₀ with O₂, a formula was derived for the
 change of the cold flame induction period for the general
 case of the rupture of the hydrocarbon chains. Of the
 substances tested the effect of the first 3 on the induction
 period and the region of cold flame of C₄H₁₀ is similar to
 that of inert admixts., while Et₂O behaves as a pos. catalyst
 of oxidation of hydrocarbons; it sharply reduces the in-
 duction periods and promotes ignition at low temps. It is
 assumed that the accelerating effect of iso-Pr₂O upon
 the reaction is compensated by its retarding effect so that
 its total effect is similar to that of an inert gas. In two-
 stage spontaneous ignition the induction period of the hot
 flame, as a function of the temp., possesses a clearly de-
 fined max. at about 320°; this is shifted to about 240° in
 the presence of Et₂O. The hot-flame induction period is
 prolonged by admixt. of inert gases at all temps. under a
 pressure of 470 mm. The effect of the admixts. is ex-
 plained on the basis of the chain theory. Twenty-seven
 references. J. G. Tolpin

PROCESSES AND PROPERTIES INDEX

2-4

Research on conditions of ignition of gaseous mixtures.
 XII. Mechanism of formation of cold and hot flames of butane. M. B. Nelman and P. N. Tutakin. *Bull. Acad. Sci. U. R. S. S., Classe sci. math. nat., Ser. chim.* 1938, 329-45 (in English, 345); cf. *C. A.* 33, 4088. The cold-flame induction period of C₄H₁₀-O₂ mixts. is regularly reduced by a rise of the temp. or pressure, as well as by addn. of N or NH₃; a similar effect of N and NH₃ shows that aldehydes do not participate in the formation of the cold flame. Evidence was obtained that chain reactions precede formation of the cold flame. The hot-flame induction period is prolonged by a rise of temp. in the presence or absence of N, but a rise in pressure or addn. of N₂ at pressure up to 400 mm. reduces it. Addn. of H₂ peroxide sharply reduces the temps. of formation and the induction periods of the cold and hot flames of C₄H₁₀. The results are held to support the mechanism of formation of the cold flames of hydrocarbons outlined by Al'vazov and Nelman (*C. A.* 31, 2431⁹). Nineteen references. J. G. Tipton

A.S.T.M. METALLURGICAL LITERATURE CLASSIFICATION

INDEXED BY: 10 11 12 13 14 15 16 17 18 19 20 21 22 23 24 25 26 27 28 29 30 31 32 33 34 35 36 37 38 39 40 41 42 43 44 45 46 47 48 49 50 51 52 53 54 55 56 57 58 59 60 61 62 63 64 65 66 67 68 69 70 71 72 73 74 75 76 77 78 79 80 81 82 83 84 85 86 87 88 89 90 91 92 93 94 95 96 97 98 99 100

Role of peroxides in the formation of cold and of hot hydrocarbon flames. M. B. Netman. *Spektr. Khim.* 7, 341-34 (1938).—A review to a large extent of the work of N. and his coworkers. The origin of cold and of hot flames at reduced and increased pressures is discussed from the standpoint of the Semenov theory of chain initiation and chain branching, of the induction period, the two-stage regions of self-inflammation, mechanism of hydrocarbon oxidation, the role of the decomn. of peroxides in hydrocarbon flames, their slow combustion and explosions, the kinetics of Me and its peroxide decomn and the effect of antiknock. The combustions of butane, pentane and isopropyl ether are discussed as examples. N. then considers the possibility of the use of cold-flame reactions as a possible means for the prepn. of certain types of org. substances, especially of aldehydes, and cites figures to prove its feasibility. F. H. Rothmann

AS 6 514 METALLURGICAL LITERATURE CLASSIFICATION

... 157 AND 158 PROCESS ...

PROCESSES AND PROPERTIES MOG ...

100 AND 157 PROCESS

120

1

Differential pressure indicator with combination of diaphragms of various sensitivities. M. W. Nelson. *Lavodskaya Lab. F, 624(1978)*.--Construction and operation details. Chus. Blanc.

CLAMP ELEMENTS

OPEN

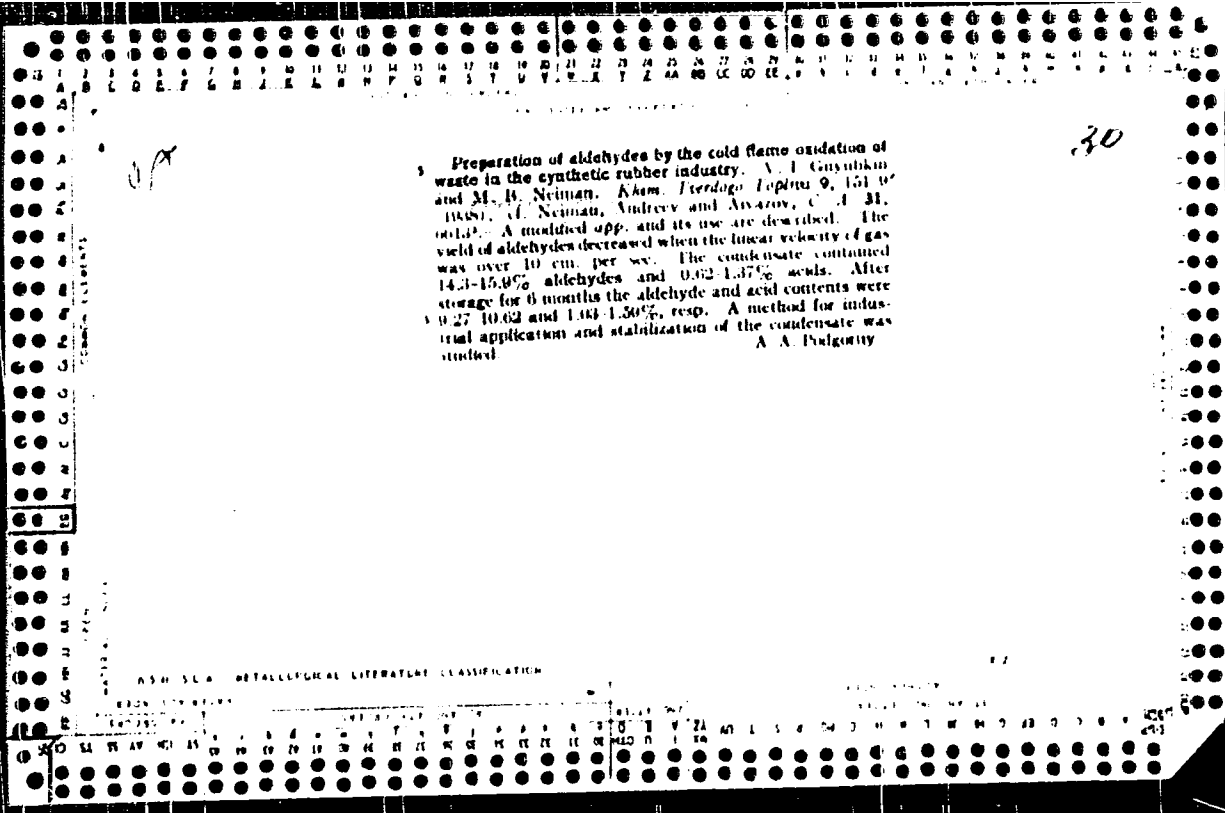
CLAMP ELEMENTS

157 AND 158 PROCESS

100 AND 157 PROCESS

ASIA-31A METALLURGICAL LITERATURE CLASSIFICATION

ASIA-31A METALLURGICAL LITERATURE CLASSIFICATION												100 AND 157 PROCESS																																																																																																											
ASIA-31A METALLURGICAL LITERATURE CLASSIFICATION												100 AND 157 PROCESS																																																																																																											
1	2	3	4	5	6	7	8	9	10	11	12	13	14	15	16	17	18	19	20	21	22	23	24	25	26	27	28	29	30	31	32	33	34	35	36	37	38	39	40	41	42	43	44	45	46	47	48	49	50	51	52	53	54	55	56	57	58	59	60	61	62	63	64	65	66	67	68	69	70	71	72	73	74	75	76	77	78	79	80	81	82	83	84	85	86	87	88	89	90	91	92	93	94	95	96	97	98	99	100	101	102	103	104	105	106	107	108	109	110	111	112	113	114	115	116	117	118	119	120



54

A53
K

1200. **Rate of Peroxides in Formation of Cold and Hot Flames of Hydrocarbons.** M. E. Neumann. *Acta Physicochimica*, 9 3-4. pp. 587-590, 1953. *In English.*—New experiments are reported on the 2-stage spontaneous combustion of hydrocarbons over a pressure range from 0.1 to 60 atm. and a new type of pressure indicator suitable for dealing with the wide differences of pressure change is described. It is

found that increase of pressure causes a regular diminution of the times of induction of the formation of cold and hot flames, and that above a certain pressure the 2-stage character of spontaneous combustion vanishes. As the 2-stage region also has temperature limits, it is thus completely bounded both by temperature and pressure. This result also holds for certain O-containing compounds. The formation of a cold flame is considered to be due to the accumulation of a critical concentration of an intermediate product X, which then decomposes forming a large number of oxidation centres. Experiments on the effect of the addition of organic peroxides upon the induction period of cold flame production give evidence that the intermediate X consists of this type of compound. The mechanism of knocking is considered, and the results of experiments on the influence of anti-knock and pro-knock agents on the rate of hydrocarbon combustion are given. I. A. W.

ASH 514 METALLURGICAL LITERATURE CLASSIFICATION

PROCESSES AND PROPERTIES INDEX

171

BC

Influence of admixtures on the induction period of cold and hot flames in butane. B. V. AIVANOV, M. E. NEUMANN, and I. I. CHANOVA (Acta Physicochim. U.R.S.S., 1958, 9, 787-794).—The induction period of a cold flame, t_1 , in $C_4H_{10}-O_2$ mixtures depends on temp. and pressure according to $t_1(p - p_0)^{-1.0-1.2} = \text{const.}$, p_0 denoting the min. pressure at which the cold flame appears. t_1 is reduced by addition of H_2 , CO_2 , Et_2O , and Pr^2O . H_2 , CO_2 , and Pr^2O also increase the induction period of the hot flame, t_2 , but Et_2O reduces t_2 . At low temp. H_2 and Pr^2O retard and at high temp. accelerate the appearance of the hot and cold flames. CO_2 reduces the region of the hot flame at all temp., but the region of the cold flame is widened at low and narrowed at high temp. Et_2O displaces the regions of hot and cold flames in the directions of low temp. and pressures. A method of calculating the influence of inert gases on t_1 has been developed. For H_2 and CO_2 , $t_1 \sim 0.5t_0$, where t_0 is the induction period in absence of inert gas. The data are discussed.
C. R. H.

ASTM-SLA METALLURGICAL LITERATURE CLASSIFICATION

E27777-52777

1 2 3 4 5 6 7 8 9 10 11 12 13 14 15 16 17 18 19 20 21 22 23 24 25 26 27 28 29 30 31 32 33 34 35 36 37 38 39 40 41 42 43 44 45 46 47 48 49 50 51 52 53 54 55 56 57 58 59 60 61 62 63 64 65 66 67 68 69 70 71 72 73 74 75 76 77 78 79 80 81 82 83 84 85 86 87 88 89 90 91 92 93 94 95 96 97 98 99 100

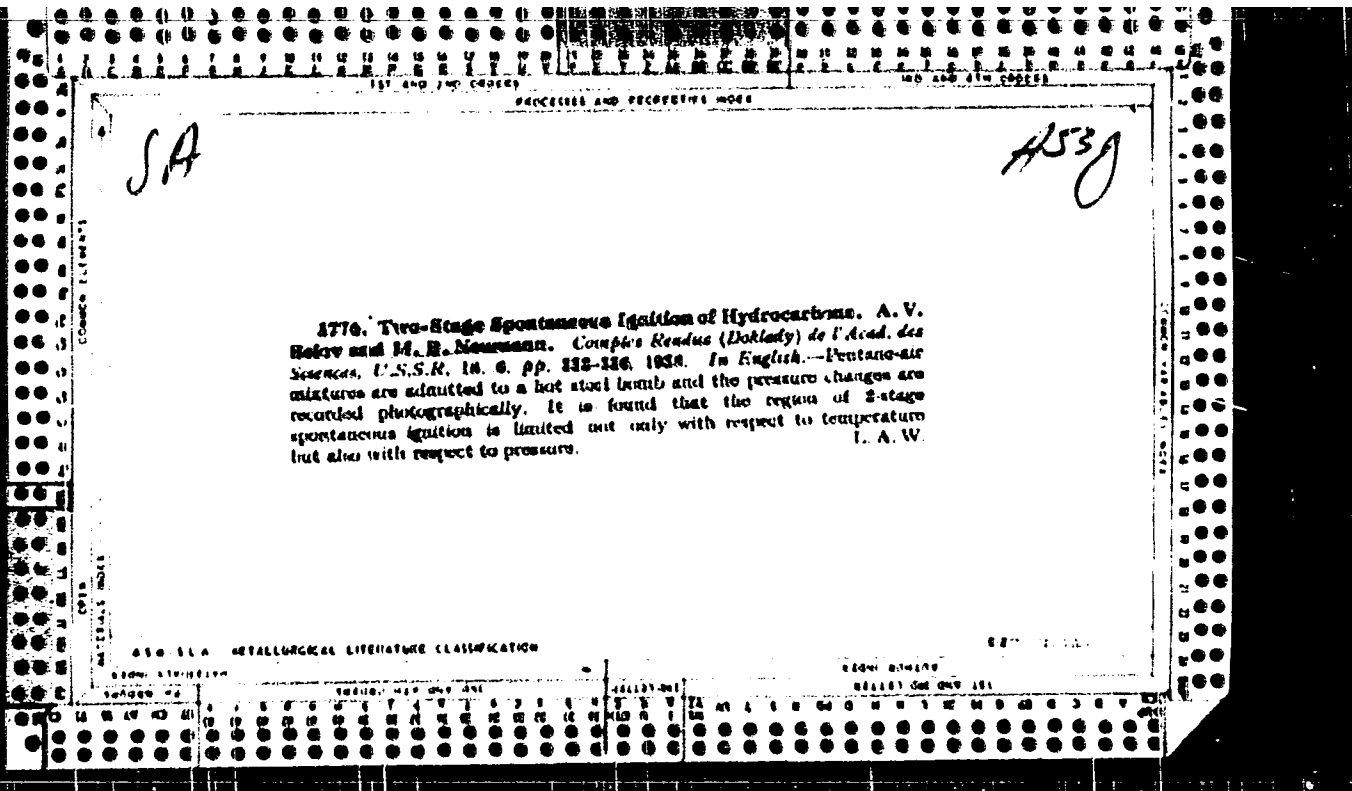
BC

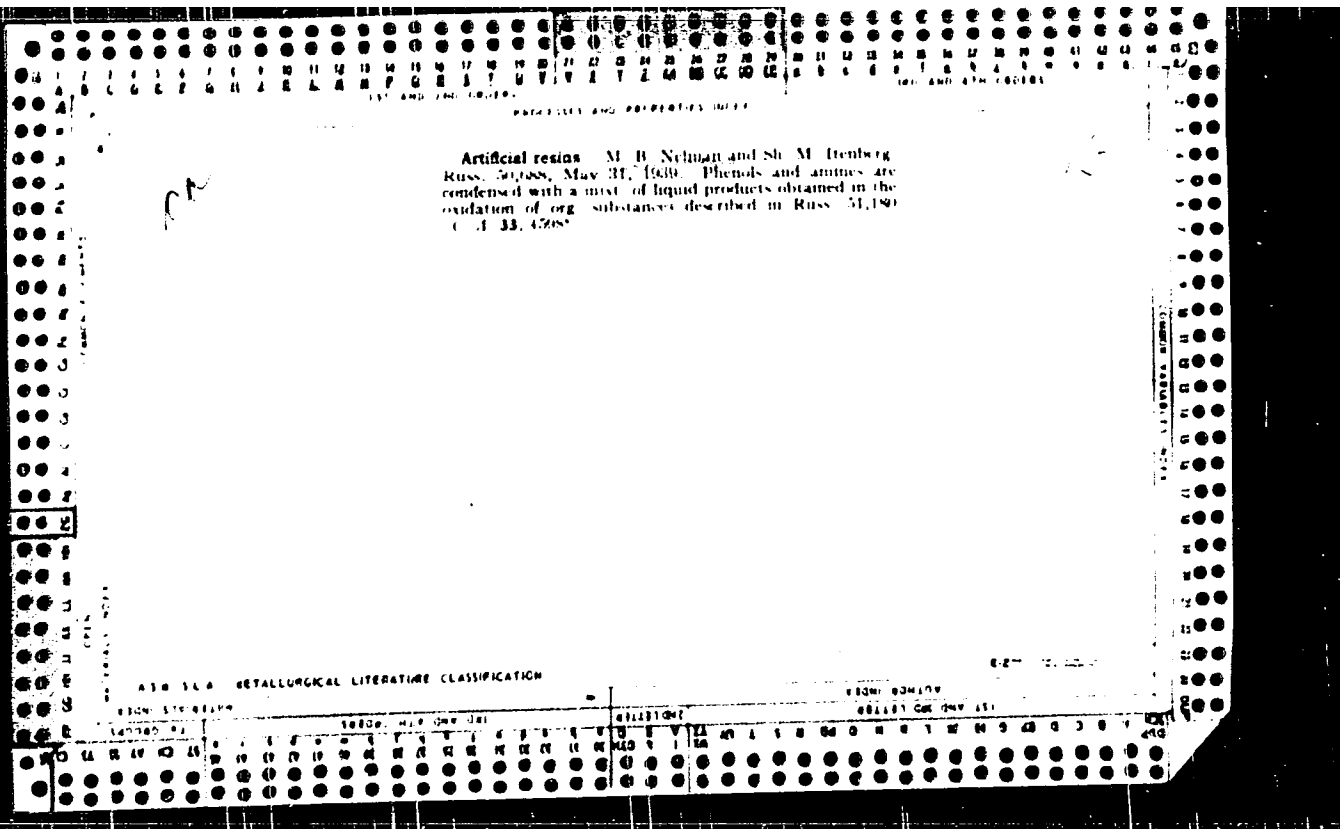
a-1

Mechanism of the formation of cold and hot flames of butane. M. H. NEUMANN and P. M. TUTAKIN (Acta Physicochim. URSS, 1938, 9, 601-684, and Bull. Acad. Sci. U.R.S.S., 1938, Sér. Chim., 329-345).—The induction period, t_1 , of the cold flame of C_4H_{10} decreases with increasing pressure and temp. Comparison with data for C_2H_6 suggests that as the hydrocarbon mole. becomes more complex, changes in pressure and temp. exert stronger influences on t_1 . Addition of NH_3 or N_2 decreases t_1 . The induction period, t_2 , of the hot flame increases with increase in temp. and with decrease in pressure, and decreases with the addition of N_2 . The crit. pressure, p_c , and temp. of spontaneous combustion of Et_2O_2 are connected by $\log p_c = (2300/T) - 3.687$. Below p_c the decomp. of Et_2O_2 is a first-order reaction. Additions of Et_2O_2 to C_4H_{10} O_2 mixtures reduce both flame temp. and t_1 and t_2 . The data are discussed with reference to the chain theory of reactions

C R H

ASB S.L.A. METALLURGICAL LITERATURE CLASSIFICATION





A microfilm frame containing a document page. The page is oriented vertically and features several sections of text and markings. At the top, there is a header "PROCESSES AND PROPERTIES INDEX" with "157 AND 158 CROSS" on either side. The main body of text, written in Russian, discusses oxygen-containing organic substances, citing M. H. Nelman and B. V. Alvaev, Russ. 51,180, June 30, 1939. The text describes the mixing of these substances with air or oxygen and heating to a temperature range of 200-400 degrees Celsius, noting that the mixture is led through a reaction chamber at a rate corresponding to the propagation velocity of a cold flame and is then rapidly cooled. A handwritten "CW" is visible on the left side of the text, and a handwritten "10" is on the right. Below the main text is a section titled "ASB.SLA METALLURGICAL LITERATURE CLASSIFICATION" with a sub-section "БЕЖИ СТРУЖИВА". At the bottom of the frame, there are several rows of small, illegible text and a grid of dots.

145 AND 146 C02032 PROCESSES AND PROPERTIES MORE 140 AND 141 C02032

ABC a 3

Abstract of a paper by A. A. Usovich, M. S. Kuznetsov, and E. E. Shuman (Zh. Fiz. Khim., 1961, 35, 199-200). H₂O, Me₂CO, and Et₂O in 10% solutions are reduced at 0.4, 0.6, and 0.7 V, respectively. The height of the polarographic wave is at the peak of resonance. The method is applied to analysis of the product of coal combustion of MeCHO.

458-12A METALLURGICAL LITERATURE CLASSIFICATION

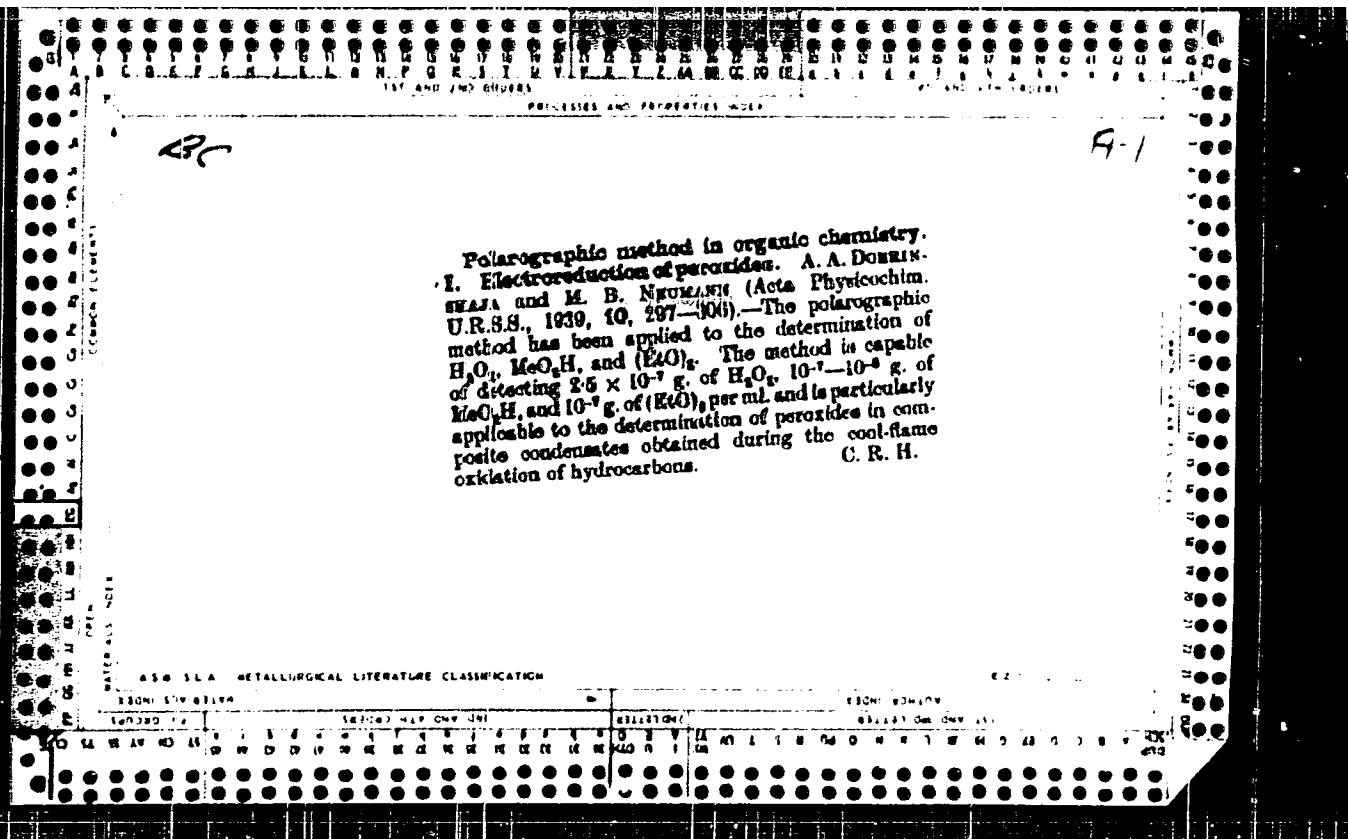
GROUP NO.	INDEX MAP ONLY DISC	CELLTYPE	INDEX ONLY DISC
1			
2			
3			
4			
5			
6			
7			
8			
9			
10			
11			
12			
13			
14			
15			
16			
17			
18			
19			
20			
21			
22			
23			
24			
25			
26			
27			
28			
29			
30			
31			
32			
33			
34			
35			
36			
37			
38			
39			
40			
41			
42			
43			
44			
45			
46			
47			
48			
49			
50			
51			
52			
53			
54			
55			
56			
57			
58			
59			
60			
61			
62			
63			
64			
65			
66			
67			
68			
69			
70			
71			
72			
73			
74			
75			
76			
77			
78			
79			
80			
81			
82			
83			
84			
85			
86			
87			
88			
89			
90			
91			
92			
93			
94			
95			
96			
97			
98			
99			
100			

NEIMAN, N. B.

24

CA

Conditions of ignition of gaseous mixtures. XIII.
The effect of admixture of organic peroxides on the forma-
tion of cold flame of butane. H. I. Mat, M. I. Gerber
and N. B. Neiman. *J. Gen. Chem. (U. S. S. R.)* 9,
732-47 (1939); cf. Neiman and Putalin, *C. A.* 33, 4424.
Addn. of Et₂O₂ or Me₂O₂ to a C₄H₁₀-O₂ mixt. decreased the
cold-flame induction period. The cold flame was formed
as the result of accumulation of a critical concn. of per-
oxides. The thermal decompn. of peroxides induced the
cold-flame formation, which in turn could be transformed
into the hot flame if the initial pressure of the mixt. was
above a certain value. Math. deductions, based on the
assumption that during the cold-flame induction period
the reaction proceeded and was catalyzed by the peroxides,
were developed. The velocity of this reaction is given by
 $dx/dt = n_0 + kx$, where n_0 is the velocity of primary
oxidation process, k is a const. and x the amt. of peroxides.
The calc. induction period agreed well with the observed
values. *Twenty-one references.* A. A. P.



Ac


Conditions of inflammation of gaseous mixtures. XIV. Effect of admixtures of acetone on cold and hot flames of butane. V. I. AVRAMENKO and H. B. NEUMANN (*J. Phys. Chem. Russ.*, 1939, 13, 366-368).—The rate of reaction of a mixture of C_4H_{10} and O_2 is $\propto p^2$, where p is the pressure of the mixture. The temp. coeff. varies with the experimental conditions. CO_2 slightly widens the regions of the hot and cold flames of C_4H_{10} (cf. A., 1939, 1, 205). CO_2 shortens the period of induction of the cold flame according to the equation previously given, indicating that the mechanism is the same in both cases; the CO_2 hinders the diffusion of the active centres to the wall, and so lengthens the reaction chains. The effect on the period of induction of the hot flame is similar to that of inert gases. It is inferred that ketones do not inhibit the oxidation of hydrocarbons.

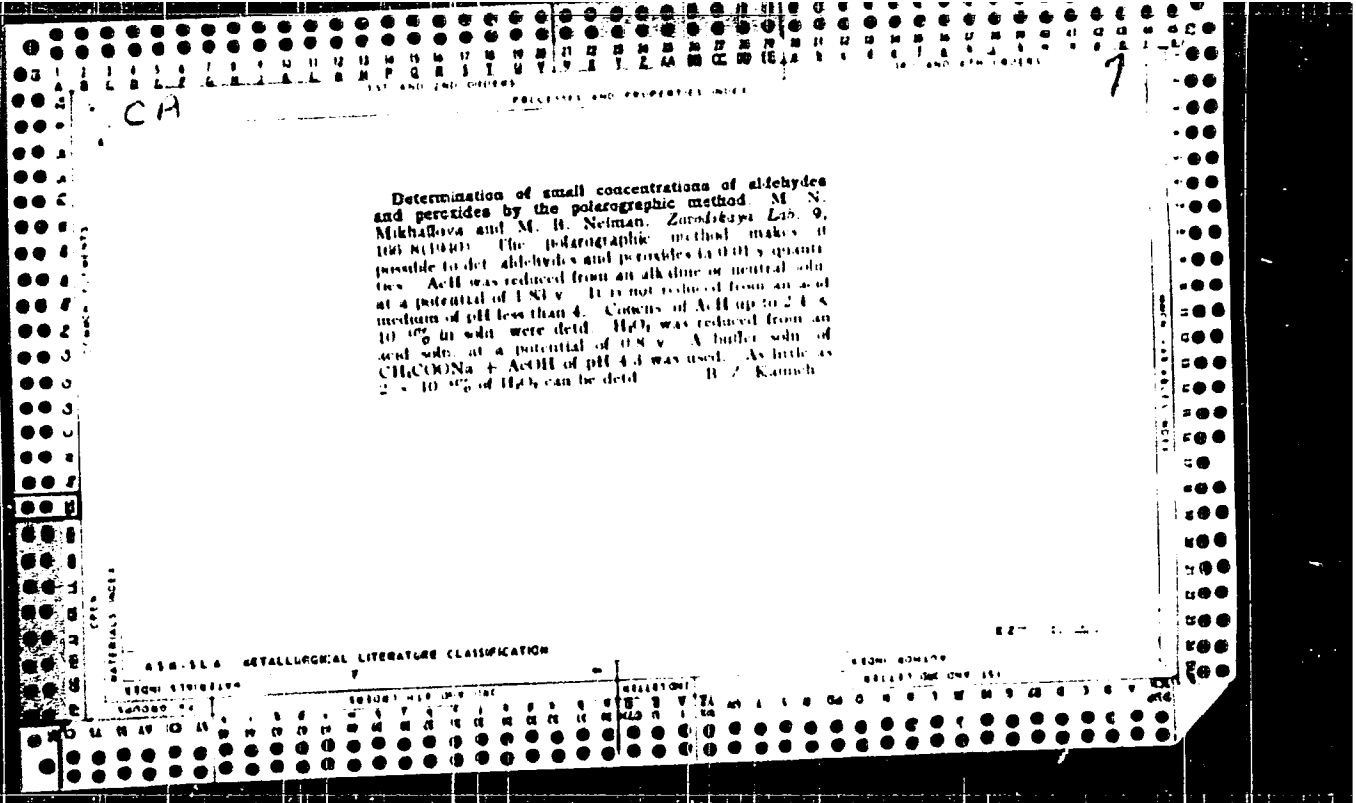
R. C.

1. YERMAKOVA, K.I.; YERMOLOVA, A.P.; NEYMAN, M.B.

2. USSR (600)

"Research on the Conditions of the Combustion of Gaseous Mixtures --XV. The Cold and Hot Flames of Methyl Ether, "Zhur, Fiz. Khim, 13, No. 12, 1939. Leningrad, Inst. of Chemical Physics, Lab. of the Oxidation of Hydrocarbons. Received 26 July 1939.

9.  Report U-1615, 3 Jan 1952.



AYVAZOV, B. V.; KEYSER, N. P.; MEYMAN, M. E.

Leningrad

Laboratory of Hydrocarbon Reactions, Institute of Chemical Physics, Academy of Sciences USSR, (-1940-).

"Examination of the Conditions of Combustion of Gaseous Mixtures." Part XVI. "The Effect of Acetyl Hydrogen Peroxide on the Cold-Flame Oxidation of Acetaldehyde."

Zhur. Fiz. Khim., Vol. 14, No. 12, 1940.

15C

4-1

Dependence of the induction period of acetaldehyde cool flame on the composition of the mixture. N. P. Keyer and M. B. Neumann (*Acta Physicochim. U.S.S.R.*, 1941, 14, 461-462). — The cool flame induction period τ is related to the composition of the mixture by $\tau = (k_1[O_2]^2 + k_2)k_3 \text{ MeCCHO}^2 [O_2]^2$. This expression is deduced from the authors' theory of the mechanism of the reaction (cf. A. 1941, 1, 340) and its correctness is established by experiments over the temp. range 231–265°. The oxidation of MeCHO is an example of a chain reaction with degenerate branching which occurs on triple collisions between AcO_2H molecules and those of MeCHO and O_2 .

10

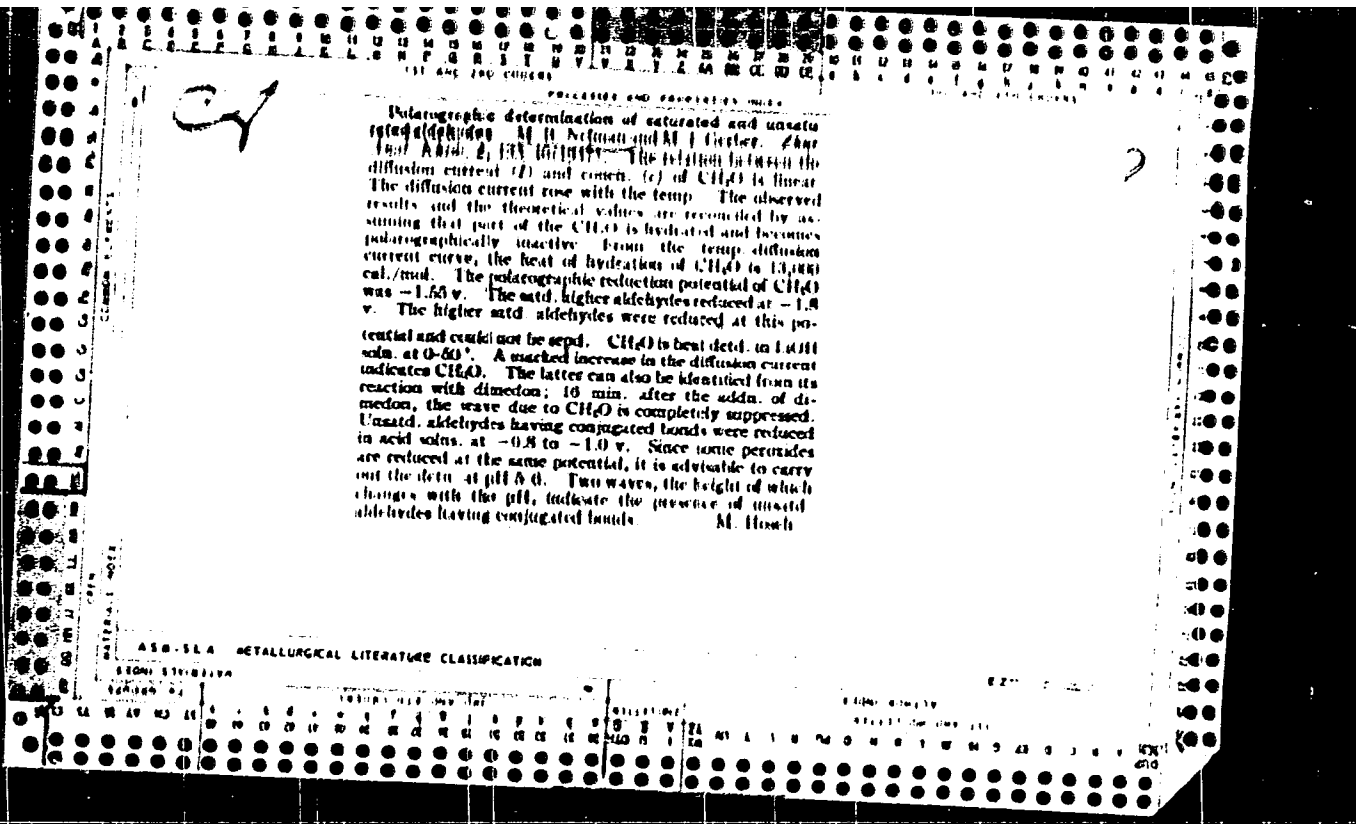
ca

Polarographic determination of some organic peroxides.
 M. H. Neftyan and M. I. Gerber (Gor'ki State Univ.).
Zhur. Anal. Khimii 1, 211-17 (1963).—The electroreduction of Me and Et hydroperoxides, Et₂O₂, acetone triperoxide, and cyclohexene peroxide was studied. The reduction potentials of Me and Et hydroperoxides were -0.25 and 0.3 v. resp. Best results were obtained by carrying out the polarographic detns. in a 0.02 N HCl soln. At concns. of up to 2.10⁻² mol. per l. the amble Hg remained clean 15-30 min. which allowed sufficient time for detns. At higher concns. the peroxide decompd. on the anode and, in the presence of Cl, formed a film of HgCl which interfered with the detns. In such cases, i.e., at higher concns. of peroxide, an agar-agar bridge was used to sep. the peroxide soln. from the Hg. The reduction potential of Et₂O₂ was in acid medium -0.5 and in alk. medium -1.0 v. The reduction potential of acetone triperoxide in 0.02 N HCl soln. was -0.9 v. O interfered with the detns. and should be excluded by passing H. The reduction potential of cyclohexene peroxide was -0.05 v. M. Hloch

RES-51A METALLURGICAL LITERATURE CLASSIFICATION

GROUP SYMBOLS SYMBOLS SECTIONS

GROUP #1 GROUP #2 GROUP #3 GROUP #4 GROUP #5 GROUP #6 GROUP #7 GROUP #8 GROUP #9 GROUP #10



CA

7

Polarographic determination of acetone and methyl ethyl ketone. M. H. Naiman and Z. V. Markua. *Zhurnal Khim. Fiz.* 18, 1174-8(1947).—Acetone is reduced at the dropping Hg cathode at -2.21 v., MeEtCO at -2.25 v. The presence of aldehydes does not interfere (formaldehyde, acetaldehyde, and citral). The polarographic waves for the 2 ketones were obtained when 0.025 N Me₂Ni base soln. was used; HCl, LiCl, or NaOH failed to give pos. results. Presence of acetone moves the polarogram of LiCl soln. to lower E values with moderate change of shape. The actual detn. of the 2 ketones done in Me₂Ni soln. checked the known values within 5% of true values. G. M. Kosolapoff

John F. Kennedy, A. A.; 1961, p. 2.

"Mechanism of the gas phase oxidation of 1-fine," 1961, p. 1.

NEWMAN, M. B.

Kineticheskiy metod fiziko-khimicheskogo analiza. The kinetic method on physical chemistry analysis. Moskva, Izd-vo Akademii nauk SSSR, 1948. 107 p. 51-24-81

QL175.N4

1. Chemistry, Analytic. 2. Alloys - Analysis. I. Phushunov, V. A., jt. au.

NEYMAN, M. B.

PA 4/49T24

USSR/Chemistry - Polarography, in
Industrial Laboratories
Chemistry - Methacrylic Acid, Esters,
Detection of

Apr 48

"Polarographic Method of Determining Methacrylic
Ester," M. B. Neyman, M. A. Shubenko, Chem Inst,
Gor'kiy State U, 3 pp

"Zavod Lab" Vol XIV, No 4

Methyl ester of methacrylic acid is used in
plastic manufacture. Describes method of de-
termining it in solutions on LiCl or $(\text{CH}_3)_4\text{NI}$ back-
ground. Strength of diffusion current is pro-
portional to concentration. Polymerization can be
studied by same method.

4/49T24

NEYMAN, M. B.

PA 64/49T2

USSR/Chemistry - Analysis Jul/Aug 48
Chemistry - Indicators, Radioactive

"Use of Radioactive Indicators in Analytical
Chemistry," M. B. Neyman, Gor'kiy, An. N.
Nesmeyanov, Moscow, 31 pp

"Uspehi Khim" Vol XVII, No 4

Presents an extensive tabular description of re-
sults obtained from use of radio-active elements
for qualitative and quantitative determination
of elements and substances, followed by a list of
specific applications. Also considers frequency
of emission of the indicators, and their aid in
determining the solubility of salts.

64/49T2

USBR/Metals
Tin Alloys
Metallography

Feb 1948

"The Kinetic Method of Physical and Chemical Analysis,
II," M. B. Neyman, V. A. Shushunov, Sci Res Inst of
Chem, Gor'kiy State U, 107 pp

"Zhur yiz Khim" Vol XIII, No 2

Study kinetics of the reaction of tin-sodium alloys
with ethyl bromide vapors in wide ranges of tempera-
ture and pressure. Use kinetic methods to show pres-
ence of intermetallic compounds of NaSn and NaSn₂.
Reaction forming SnBr₂ can be seen to take place on
NaSn alloys having clearly defined induction periods.
Describes various mechanisms that explain the de-
tails of the reaction. Submitted 22 May 1947.

64766

NEYMAN, M. B.

NEYMAN, M. B.

USSR/Metals
Lead Alloys
Metallography

Feb 1948

PA 64T64

"The Kinetic Method of Physical and Chemical Analysis, IV," M. B. Neyman, V. A. Shushunov, *Soviet Inst of Chem, Gos'tekiz State U*, 6 pp

"Zhur Fiz Khim" Vol XIII, No 2

Use kinetic method of physical chemical analysis to study ternary systems such as Na + Pb + K. Study relation of the induction period during reaction of ethylchloride vapors on alloys to the temperature of the reaction, the pressure exerted

by C_2H_5Cl and the nature of the alloys. Kinetic method brings out the fact that in ternary alloys there is formed chemically bonded $NaPb$ alloy in which frequently potassium can replace the sodium. Submitted 17 Jun 1947.

64T64

2709. INVESTIGATION OF CONDITIONS FOR IGNITION OF GAS MIXTURES.
XVIII. INFLUENCE OF CONVECTION ON RATE OF PROPAGATION OF COLD FLAMES
IN AIR MIXTURE. Neuman, M. B. and Kubina, K. M. (Zhurnal Fiziko-
khemicheskoi (J. Phys. Chem.), Feb. 1948, vol. 22, 171-178).

The presence of convection during horizontal propagation of cold
flame in the above mixture was demonstrated. A method of rapid com-
putation of the rate of flame propagation in horizontal tubes of
different diameters and under different pressures is proposed.

Feb 1948

USSR/Physics
Gases - Ignition
Ignition

"Research on the Inflammability of Gas Mixtures,"
M. B. Neyman, Kh. M. Rubina, Inst of Chem Phys,
Acad Sci USSR, 8 pp

"Zhur Fiz Khim" Vol XIII, No 2

Show the presence of convection when cool flame is horizontally propagated into a mixture of ether and air. Speed of propagation in this case can be determined using Grashof's criteria. Establish method to calculate the speed of the propagation of flame in horizontal tubes of varying cross sections and under various pressure conditions. Submitted 22 May 1947.

PA 64385

64385

NEWMAN, M. B.

Jun 48

USSR/Physics
Combustion
Flame Propagation

"Research on the combustion of Caseous Mixtures:
XIX, Area of Cold Flame Propagation in Mixtures
of Ethyl Ether With Air," M. B. Neyman, Kh. M.
Rubina, R. B. Smol', Inst of Phys Chem, Acad
Sci USSR, Chair of Phys Chem, Gor'kiy State U, 6 PP

"Zhur Fiz Khim" Vol XIII, No 6

Although the area of ether cold flame propagation
is considerably greater than that of its cold flame,
temperature variation between the two is less than
110°. Area of propagation is maximum when the

56/49193

USSR/Physics (Contd)

Jun 48

ether cold flame is directed upwards. It can be
increased by increasing pressure, temperature, or
diameter of the jet. Propagation area depends on
composition of mixture, reaching a maximum at
 $\alpha = 0.2$. Submitted 2 Sep 47.

56/49193

PA 56/49193

NEYMAN, M. B.

USSR/Physics
Combustion
Flame Propagation
Jun 48

"Research on the Combustion of Gaseous Mixtures:
XI, Fundamental Rate of Propagation of the Cold
Flame in Mixtures of Ethyl Ether With Air," M. B.
Neyman, Kh, M. Rubina, P. B. Smol', Inst of Phys
Chem, Acad Sci USSR, Chair of Phys Chem, Gor'kiy
State U, 7 pp

56/49792

"Zhur Fiz Khim" Vol XIII, No 6

Fundamental rate (speed when shot vertically down-
wards) of propagation of the cold flame depends
on pressure and temperature rather than on diameter

56/49792

USSR/Physics (Contd)

Jun 48

of the jet. Maximum rate is obtained when compo-
sition of mixture is expressed by $\alpha = 0.15$. N_2
and CO_2 slow up propagation, the latter to a greater
degree than the former. Peroxide increases the
rate, but tetramethyl lead and methylamine slow it
down. Flame has a chain-thermal nature. Submitted
2 Sep 47.

NEYMAN, M. B.

56/49792

PA 11/49T16

NEYMAN, M. B.

USSR/Chemistry - Radioactivity, of Iodine Aug 48
Chemistry - Iodine, Isotopes of, Radio
Activity of

"Radioactive Isotopes of Iodine," B. G. Dzantiyev,
M. B. Neyman, 11½ pp

"Uspekhi Fiz Nauk" Vol XXXV, No 2

Describes method of preparing iodine isotopes which
can be used by any laboratory with a (Ra-Be) or
(Rn-Be) neutron source. Table shows conditions for
obtaining optimum quantity of isotope desired. Dis-
cusses formation of radioactive isotopes of xenon
during decomposition of I^{133} and I^{135} .

11/49T16

NEYMAN, M. B.

Oct 61

USSR/Chemistry - Tritium
Chemistry - Radioactive Substances

"Radioactive Isotope of Hydrogen - Tritium," B. V. Arvazov, M. B. Neyman, 36 pp

"Uspekhi Fiz Nauk" Vol XXXVI, No 2

Summarizes knowledge on tritium. Most reference material is work done by scientists outside U.S.A. Describes discovery of tritium and methods to obtain it, period of semidisintegration and energy of beta-radiation of tritium, properties, methods to determine its presence, and its use in chemistry and biology as an indicator.

PA 33.49T25

NEYMAN, M. B.

67T29

USSR/Chemistry - Periodic Acids
Chemistry - Dissociation

May 1948

"Dissociation of Periodic Acid at Various Temperatures," M.F. Ivanova, M.B. Neyman, Gor'kiy State U, 4 pp

"Dok Ak Nauk SSSR, Nov Ser" Vol LX, No 6

Describe experiments conducted to study subject reaction. Submitted by Academician A.N. Frumkin 20 Mar 1948.

67T29

NEYMAN, M. B.

FA 78T12

USSR/Chemistry - Surface, Reactions at
Chemistry - Reactions, At Surface

Jun 1948

"New Type of Topochemical Reaction," M. B. Neyman,
V. A. Shushunov, Inst of Phys Chem, Acad Sci USSR;
Chem Inst, Gor'kiy State U, 4 pp

"Dok Ak Nauk SSSR" Vol IX, No 8

Topochemical reactions occur on surface of the division
between two phases, and are usually associated with the
formation of new phase. Describe new-type topochemical
reaction observed by authors: characterized by slowing
down process at high temperatures. Submitted by Acad
N. N. Semenov 23 Mar 1948.

78T12

NEEMAN, M. B.

23930 NEEMAN, M. B. Radioaktivnyye Izotopy Uglero la Ikh Primeneniye. Uspekh
Khimii, 1949, VII. 4, S. 402-42. -- Bibliogr: S. 405-42

SO: Letopis, No. 32, 1949.

Nov 49

USSR/Chemistry - Reduction, Electro-
Bromine Compounds

"Electroreduction of Bromoacetic Acid and Bromoform on a Mercury-Drop Cathode," M. B. Neyman, T. A. Petukhovskaya, A. V. Ryabov, Ye. M. Sheyanova, Inst of Chem, Gor'kiy State U, 3 1/2 pp

"Zavod Lab" No 11

Results of experiments show that many organic compounds containing halogen atoms can be determined polarographically. Moreover, new technique can be used for compounds into which halogen atoms can easily be introduced, e.g., unsaturated compounds can be

USSR/Chemistry - Reduction, Electro-
(Contd) Nov 49

bromated and resultant bromides determined. Discusses mechanism of cathode reaction, with three diagrams.

NEYMAN, M. B.

153710

NEYMAN, M. B.

USSR/Chemistry - Reduction, Electro-Polarography

nov 49

"Polarographic Determination of Picric Acid," M.B. Neyman, L. I. Kuznetsov,
I. B. Rabinovich, A. V. Ryabov, Inst of Chem, Gor'kiy State U, 4 pp

"Zavod Lab" No 11

Describes experiments on electroreduction of picric acid on mercury-drop cathode.
Determines most favorable conditions for its quantitative determination by
polarographic methods. Includes four graphs.

PA 153T11

NEYMAN, M. B.

Aug 50

USSR/Chemistry - Analysis, Gases

"Apparatus for Microanalysis of Gases," A. A. Dobrinskaya, M. B. Neyman, Ye. A. Andreyev, Inst of Phys Chem, Acad Sci USSR

"Zavod Lab" Vol XVI No 8, pp 934-938

Describes improved construction of apparatus for microanalysis of gases. Demonstrates possibility of using this apparatus for kinetic investigations and analysis of gases dissolved in metals. Error in determination of separate components of gas mixture does not exceed 1%.

169T10

USSR/Nuclear Physics - Isotopes
Nuclear Physics - Carbon

Jul/Aug 49

"Radioactive Isotopes of Carbon and Their Uses,"
B. V. Avvazov, M. B. Neyman, V. I. Tel'roze, Gor'kiy,
47 pp

"Uspekhi: Khim" Vol XVIII, No 4

Studies C¹⁴, C¹³, and C¹⁰ isotopes, and their chemical and biochemical uses. Discusses chemical uses; synthesis of compounds containing these isotopes, research on isotopic exchange reaction, on mechanism of oxidation, mechanism of Orlov-fisher-Tropish reaction, and other reactions. Biochemical uses: photosynthesis, assimilation of CO₂ by bacteria (nonphotochemical
53/4983

Uses/Nuclear Physics - Isotopes (Contd) Jul/Aug 49
synthesis), assimilation of CO₂ by animal tissues, and study of mechanism of exchange reaction.

NEYMAN, M. B.

53/4983

CA

2

Thermochemical studies of solutions. IV. Vapor pressure and composition in the binary system $C_2H_5OC_2H_5 + C_2H_5Cl$. M. B. Molman and S. Z. Danikhovskaya. *Zhur. Obshch. Khim.* 19, 593-602; *J. Gen. Chem. U.S.S.R.* 19, 541-51(1949)(English translation); *J. C.A.* 27, 1818.—Measurements were made at 5° intervals from 0 to 55° for the pure compounds and for various mixtures. Heats of vaporization were determined and ranged from 6910 kcal. for H_2O to 5903-6110 kcal. for all mixtures. There are extensive tables of vapor pressures and vapor compositions at the various temperatures and some constants. At 25°, e.g., values of mole % of H_2O in the vapor, partial pressure of H_2O in mm., and total vapor pressure in mm., are: 0.0, 0.0, 520; 19.5, 222, 780; 52.1, 711, 1004; 70.0, 877, 1076; 82.0, 1078, 1150; 100.0, 1162, 1162. The vapor pressure-concentration curves show positive deviations from Raoult's law at all temperatures, but the boiling points of the pure components are sufficiently different to prevent azeotrope formation.

Artid J. Miller

PA38/49T6

USSR/Chemistry - Butane, 2 - 3, Dimethyl, Mar 49
Ether
Chemistry - Inhibitors

"Retarding the Oxidation of Diisopropyl Ether and the Amyl Fraction by Means of Inhibitors," M. B. Neyman, V. A. Molodovskiy, G. A. Bogdanin, Chair of Physical Chem, Gor'kiy State U, 8 pp

"Zhur Fiz Khimii" Vol XIII, No 3

Shows that inhibitors do not effect appreciable retarding action on oxidation of diisopropyl ether. Shows that period of induction of oxidation of amyl fractions decreases with increased 38/49T6

USSR/Chemistry - Butane, 2 - 3, Dimethyl, Mar 49
Ether (Contd)

temperature and pressure, and increases with increased concentration of the inhibitor. Submitted 21 Jun 48.

38/49T6

NEYMAN, M. B.

CA

2

The oxidation of diisopropyl ether in the liquid phase.
 V. A. Molokovskii and M. M. Nelsan. *Zhur. Fiz. Khim.*
 [J. Phys. Chem.] 23, 30 (1949). Diisopropyl ether (I)
 was shaken in O₂, and the decrease of the O₂ pressure (p
 mm. Hg) was detd. The rate $-(dp/dt)$ had a max. (e.g.,
 7 mm/hr.) after, e.g., 10 hrs. The concn. of peroxides
 in I, detd. isotometrically and polarographically, increased
 for, e.g., 10 hrs. and then remained const. (e.g., 10⁻⁴
 moles/ml). At 40°, $-(dp/dt) = 10^{-4}(0.1 + 0.4 \times 10^4 p^2)$
 mm. hr. within one exp., the original p being 575.
 The acceleration due to peroxides was proved also by using
 old I contg. peroxides; it took O₂ up more rapidly than
 did fresh I. The $-(dp/dt)$ for the first 5 hrs. of oxidation of
 fresh I at 40° in O₂, 2O₂ + N₂, and air was 5.0, 3.2, and
 1.7, resp. The apparent energy of activation between 10
 and 50° was 12,500 cal./mol., i.e. smaller than for many
 hydrocarbons. J. J. Birkman

ASB 514 METALLURGICAL LITERATURE CLASSIFICATION

1129 50433

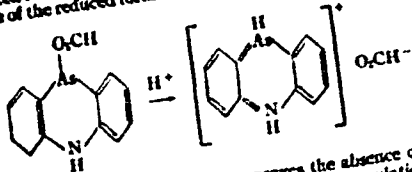
CA

22

Radioactive isotopes of phosphorus B. G. Dzantsev
and M. B. Neiman. *Vysokii Fiz. Nauk* 18, 318-76 (1976).
A crit. review: 147 references. N. Thom

10

Magnetic susceptibility and structure of reduced dihydrophenarazine. M. B. Neiman, A. Ya. Plotnikov, G. A. Razuvaev, and A. V. Rybov. *Doklady Akad. Nauk S.S.S.R.* 64, 365-8(1949).—The intensely colored product of reduction of dihydrophenarazine with HCO_2H , previously (Razuvaev, *C.A.* 25, 4896) shown to be the result of addn. of 1 H atom per phenarazine ring and to exhibit elec. cond., has a molar magnetic moment of 1.72 Bohr magnetons, i.e., practically the theoretical value expected for one unpaired electron. On that basis, the structure of the reduced formate is



Independence of λ of the color. proves the absence of dimerization and thus excludes the dimeric formulations of N. Thias Gibson, *et al.* (*C.A.* 25, 1177).
 Synthesis of 4-quinazolins. I. A. B. Sen and G. S. Siddhu. *J. Indian Chem. Soc.* 28, 437-8(1949).—In the study of compds. having *enolergic activity*, substituted 4-quinazolins have been prepd. by the reaction of Grignard reagents with 4-quinazolones. Thus, 0.06 mole $PbMgBr$ reduced 6 hrs. with 0.06 mole 2-methyl-4-phenyl-1(2*H*)-

quinazolone (I) in 100 cc. dry benzene yielded 7.5 g. 3,4-dihydro-2-methyl-3,4-diphenylquinazolinol, crystals from boiling alc., m. 258 (lit). Similarly, $PbMgBr$ with 3 g. I yielded 2.5 g. 3,4-dihydro-2-methyl-3-phenyl-4-propyl-4-quinazolinsol, crystals from boiling alc., m. 202.5. Also $PbMgBr$ with 3 g. I yielded 2.5 g. of the 4-Hu homolog, crystals from boiling alc., m. 272. J. W. W. Jr.

1ST AND 2ND CROSS REACTION AND PROPERTIES INDEX

3

121 Isotopic Exchanges of Iodine between KI and KIO₃ in Water Solutions. K. B. Zdobrenko, M. B. Hofman, and V. I. Samsonova. Doklady Akad. Nauk. S.S.S.R. 64, 541-4(1949)(in Russian).

The study of chemical exchange reactions and reaction kinetics with the aid of radioactive-isotope exchanges requires a more careful analysis of the phenomena involved than has been done in certain cases. As an example, the reaction $KI + KIO_3 \rightleftharpoons KI + KI^*O_3$ is cited, which, attempted by many authors, has given negative results; this has been considered as a proof of the generally admitted impossibility of exchange between atoms of different valency. In the present authors' opinion the reaction in question is an equilibrium exchange whose speeds become measurable only on prolonged heating at high temperatures, conditions that could not be realized in the previous experiments. In all of which the short-lived isotope I^{131} (25 min) was used. By employing a mixture of long-lived iodine isotopes prepared by the method described by Khlopin et al (Doklady Akad. Nauk. S.S.S.R. 24, No. 9(1939)), many-hour long heating at temperatures up to 300°C led to positive results and the determination of the velocity constants of the exchange reaction

Temperature (°C)	100	200	250	300
Const. (l/mol/hr)	0.27×10^{-4}	0.068	1.6	27

METALLURGICAL LITERATURE CLASSIFICATION

REGIONAL NUMBER

REVISION MAP ONLY ONE

REVISIONS

REVISIONS MAP ONLY ONE

NEWMAN M. B.

USSR/ Chemistry - Pyrolysis

21 Jun 49

"Influence of an Oxygen Admixture Upon the Thermal Decomposition of Butane," M. G. Mayzus, V. G. Markovich, M. B. Newman, Inst of Chem Phys, Acad Sci USSR, 4 pp

"Dok Ak Nauk SSSR" Vol LXVI, No 6

Previously conjectured that chain reactions of oxidation and thermal decomposition may have same active centers that take part in development of chains as holds true for oxidation and polymerization reactions. If this is the case, thermal decomposition of hydrocarbons should be accelerated under influence of oxygen. Experiments with concentrations of oxygen in butane ranging 0.015 - 2.51% with change in pressure as an indicator of course of reaction showed that reaction was accelerated. Submitted by Acad. N. N. Semenov
21 Apr 49.

Fa 151T11

NEYMAN, M. B.

22995 Ob izotopnom obmene fosfora mezhdy H_3PO_2 , H_3PO_3 i H_3PO_4 . - Doklady Akad. Nauk sssr, novaya seriya, T. LXVII, No. 3, 1949, C. 463-66. - Bibliogr: 5 nazh

SO: LETOPIS' NO. 31, 1949

USSR/Chemistry - Polarography

21 Oct 49

"Polarographic Determination of Halogen Derivatives," M. B. Neyman, A. V. Ryabov, Ye. M. Sheyanova, Gor'kiy State U

FA 172T6

"Dok Ak Nauk SSSR" Vol LXVIII, No 6, pp 1065-1068

Results of studies of electroreduction on mercury dropping cathode of halogen deriv of organic compd. Studied electroreduction of halogen deriv in water, alc, and dioxane sol cont 0.1 N KCl, 0.1 N HCl, 0.1 N LiCl, 0.1 N LiOH, and 0.1 (CH₃)₄NI. Table introduces parameters characterizing electroreduction of halogen deriv of aliphatic series on

172T6

USSR/Chemistry - Polarography (Contd)

21 Oct 49

mercury dropping cathode. Derives general formula describing electroreduction. Data introduced should lead to further use of polarographic analysis in scientific research laboratories and organic synthesis industry. Submitted by Acad A. N. Frumkin 11 Aug 49.

(BA-A1 Jd. J3:97)

172T6

NEYMAN M.B.,

1603 Influence of Camphor and Tetramethylammonium
 iodide on the Phosphorus Exchange in Rats and
 Frogs. G. Ya. Gorodinskaya, M. B. Netman, S. I.
 Rybakova, and N. B. Shoul. Doklady Akad. Nauk
 S.S.S.R. 69, 833-6(1969)(in Russian).

Using P^{32} , the authors determined the velocity constant of
 the phosphorus exchange in various organs and tissues of
 white rats, both in the normal state and under the influence
 of the convulsion producing large doses of camphor; they
 also studied the effect of the paralyzing agent $(CH_3)_4NI$ on
 the phosphorus metabolism of frogs. The animals were
 killed at various intervals after the injection of the radio-
 active P-salt solution alone, or followed (immediately or
 15 hr later) by an injection of camphor or $(CH_3)_4NI$. Curves
 giving the specific activity as a function of time for various
 organs, illustrated the accelerating action of camphor on
 the P exchange: a higher and earlier maximum followed by
 a steeper decrease, as compared with normal cases; $(CH_3)_4NI$
 has an opposite effect of slowing down the P exchange. A

2

criterion of a direct fixation of P from the blood can be de-
 rived from the equation of such a direct process, viz.
 $da/dt = k(a - a_0)$, where a , and a_0 are, respectively, spe-
 cific activities of blood and of a given organ, t is the time,
 and k is the constant of the velocity of the process, $1/k$ being
 the mean time τ during which P remains in the organ. The
 criterion is the following: in the case of a direct fixation, a
 is maximum when $a = a_0$. The authors experiments showed
 that in the studied organs P is directly fixed from the blood
 plasma. The foregoing equation permitted the calculation of
 k and τ for various organs and tissues. It is found that under
 the action of camphor the P exchange is accelerated in the
 brain 17 to 20 times, and in the muscles 5 times; consequently,
 camphor produces convulsions by the way of the central ner-
 vous system.

A 50 51A METALLURGICAL LITERATURE CLASSIFICATION

NEWMAN, P. E. and SHISHILOV, . A.

"Kinetical Method of Physical Chemical Analysis," received a D.D. Dneprov Prize for 1948 and 1949.

Vestnik AS USSR 3/50
W-12748

NEYMAN, M. B. and KAPTSAN, O. L.

"Review of Soviet Progress in the Polarography of Organic Compounds", Zhurnal Analiticheskoy Khimii (Journal of Analytical Chemistry), Vol. 5, No. 3, 1950.

A Digest W-12968, 29 Aug 1950

[This is a digest of review of recent Soviet improvements in polarographic technique and polarographic appliances. These improvements are largely based on research done in the USSR and reflect a demand for efficient analytical and automatic plant control appliances, particularly in branches of chemical production where poisonous or otherwise dangerous substances are handled. The development of solid electrodes, which permit polarographic analyses of high melting materials or of substances which react with mercury, is emphasized in this paper and in other recent Russian work on the Subject.]

NEIMAN, M. B.

Dobrinskaja, A. A. and Neiman, M. B. Investigation of absorption spectra of unsaturated aldehydes and ketones in acid and alkaline solutions. Pages 520-524.

Inst. of Chemical Physics
Acad. of Sci. USSR.

SO: Bulletin of the Academy of Sciences, Izvestia, (USSR) Vol. 14 No. 4.
(1950) Series on Physics.

PA 169T12

NEYMAN, M. B.

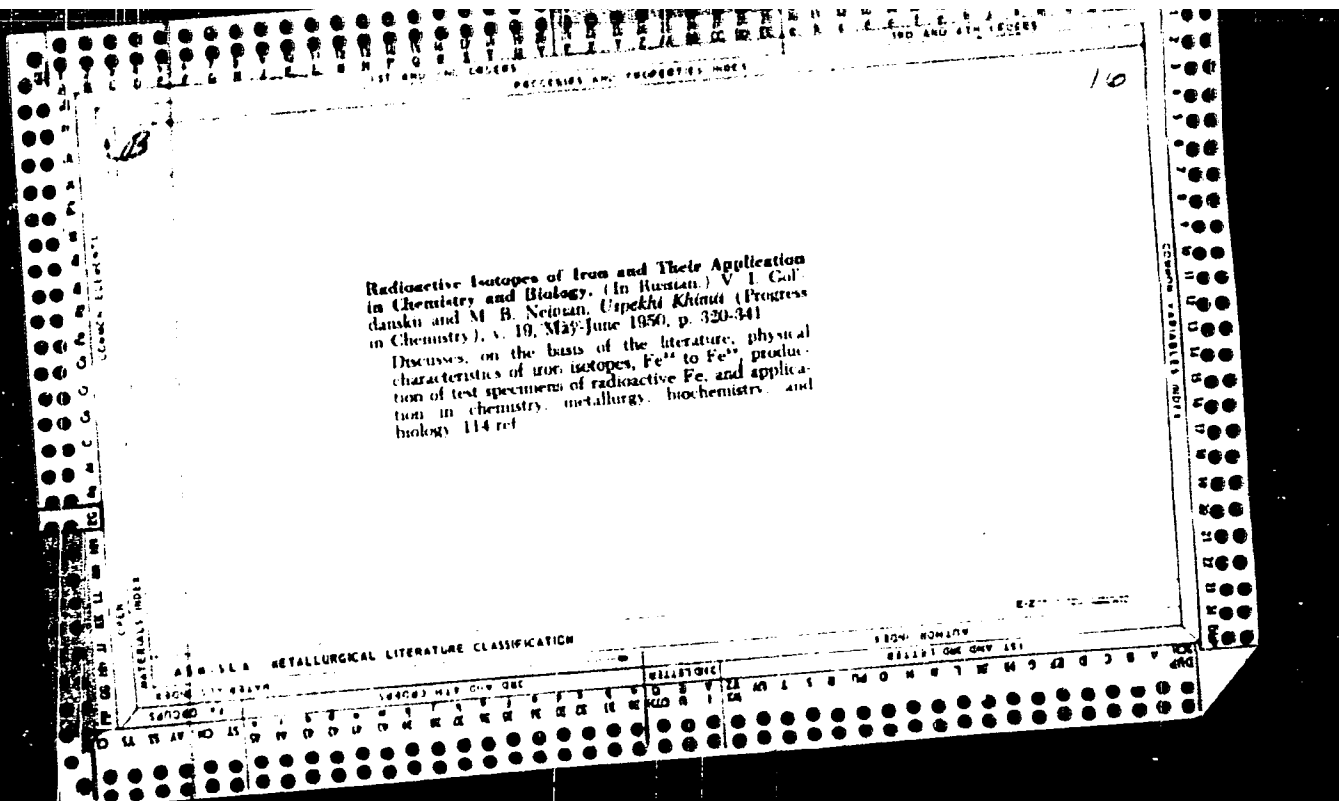
USSR/Chemistry - Analysis, Equipment Aug 50

"Polarographic Vessel With Ultramicroburet,"
M. B. Neyman, A. A. Dolzhenkov

"Zavod Lab" Vol XVI, No 8, pp 1007-1009

Electrolyzer with special ultramicroburet
permits, after elimination of oxygen, in-
troducing into vessel accurate small quan-
tities of substance under study. Permits more
rapid and precise determinations.

169T12



NEIMAN, K. B .

USSR /Nuclear Physics - Isotopes, Nitrogen radioact^{iv} , Nitrogen Jan 60

"Radioactive Isotopes of Nitrogen," A. G. Luk'yan, K. B. Neyman 36 p;

"Uspekhi Fiz Nauk" Vol XL, No 1

Presents methods for obtaining radioactive nitrogen N_7^{12} , N_7^{13} , N_7^{16} , N_7^{17} , and discusses their properties, and certain applications in chemistry and biology.

PA 159772