

MEDHIKOV, Yu.A. inzhener.

Operation of the 10-60 electric pipe-welding machine. Metallurg
no.3:21-23 Mr '56. (MLRA 9:9)

1. Chelyabinskiy truboprokatnyy zavod.
(Electric welding) (Pipe, Steel--Welding)

MEDNIKOV, Yu.A., inzhener.

Efforts to avoid rejects in the production of welded pipes.
Metallurg. no.8:23-26 Ag '56. (MIRA 9:10)

1. Zamestitel' nachal'nika tsakha Chelyabinskogo truboprokatnogo
zavoda.
(Pipe, Steel--Welding) (Rolling (Metalwork))

AUTHOR: Mednikov, Yu.A., Deputy shop manager at the Chelyabinsk Tube Works. ²⁴¹

TITLE: Dents in welded tubes. (Vmyatiny na svarnykh trubakh.)

PERIODICAL: "Metallurg" (Metallurgist),
1957, No. 1, pp. 29 - 30, (U.S.S.R.)

ABSTRACT: In this short article, various types of dent-like flaws in welded tubes, their causes and ways of avoiding them are discussed. Tests at Chelyabinsk have shown that for flaw-free tubes, the skelp edge must be quite free from mechanical damage, signs of lamination and other defects. The cleanliness and cooling of the first two forming and welding rolls are also important factors. 4 photographs.

Mednikov, Yu.A.

133-9-12/23

AUTHOR: Mednikov, Yu.A., Engineer and Krichevskiy, Ye.M.

TITLE: The Production of Electrically-welded Tubes from Cut Strip of Rimming Steel (Proizvodstvo elektrosvarnykh trub iz rezanoy lenty kipyashchey stali)

PERIODICAL: Stal', 1957, No.9, pp. 819 - 822 (USSR).

ABSTRACT: The possibility of using rimming steel 08кп, МСГ-1, МСГ-2 for the production of tubes by electrical welding of cut strip was investigated. Strip was rolled in two stages from various steels and tubes made on electro-welding mill 10-60. The following factors were studied: a) the distribution of segregations and places of lamination along the length and width of strip; b) the distribution of elements in steel and deviations from the chemical composition of the metal; c) the distribution and the degree of non-uniformity of mechanical properties of metal; d) the frequency of appearance of laminations during contact-welding of tubes; e) the quality of welded metal; f) comparative data on the proportion of defects and consumption of metal. The distribution along the length and width of strip of segregations and deviations in the composition and mechanical properties of metal from corresponding limits are shown in Figs. 1, 2 and 3 and 4. On the basis of the results obtained, it is concluded that the use of rimming steel for the

Card1/2

133/9-12/23
The Production of Electrically-welded Tubes from Cut Strip of Rimming Steel.

production of tubes by contact-welding is possible and advantageous. In order to establish optimum technological data and technical-economical indices of the process, it is necessary to organise mass production and investigation of tubes from rimming steel. There are 4 figures and 4 references, 2 of which are Slavic.

ASSOCIATION: Chelyabinsk Tube Rolling Mill (Chelyabinskiy Truboprokatnyy Zavod)

AVAILABLE: Library of Congress.
Card 2/2

MEDNIKOV, Yu.A.; KRICHEVSKIY, Ye.M.

Removal of internal burr from arc-welded pipes. Bul. **TSHICHM**
no.16:49-51 '57. (MIRA 11:5)

1. Chelyabinskiy truboprokatnyy zavod (for Mednikov). 2. Moskovskiy
trubnyy zavod (for Krichevskiy).
(Pipe)

MEDNIKOV, Yu.A., inzh.; KRICHEVSKIY, Ye.M.

Manufacture of pipes by electric welding of cut strips of
rimmed steel. Stal' 17 no.9:819-822 S '57. (MIRA 10:10)

1.Chelyabinskiy truboprekatnyy zavod.
(Pipe, Steel--Welding)

Mednikov, Yu. A.

AUTHOR: Mednikov, Yu.A.

130-1-15/17

TITLE: Setting Continuous Tube-welding Mills (Nastroyka nepreryvnykh trubosvarochnykh stanov)

PERIODICAL: Metallurg, 1958, No.1, pp. 32 - 34 (USSR)

ABSTRACT: After briefly outlining some of the ways of setting the rolls of continuous tube rolling mills, the author discusses in more detail the relative positions of the first and second passes. He concludes that the first and second passes should be so arranged that the mass-centres of the arcs of section of the skelp in them are on a single axis. He gives equations for calculating the appropriate displacement of the centres of the passes. He goes on to consider the placing of the side air jets, giving empirical equations for this, listing three common types of misplacing and mentioning ways of minimising the effect of these. The setting of the jet between the forming and welding passes he considers for skelp less than 150 mm wide and greater than this width, giving a formula for the latter case. Finally, the author deals with the cooling and cleaning systems. There are 2 figures.

ASSOCIATION: Chelyabinsk Tube-rolling Works (Chelyabinskiy truboprokatnyy zavod)

AVAILABLE: Library of Congress
Card 1/1

AUTHORS: Mednikov, Yu.A. and Strizhak, G.K. 130-58-5-12/16

TITLE: ~~Electrostatic Method~~ of Painting and Oiling Tubes
(Elektrostaticheskiy sposob pokraski i smazki trub)

PERIODICAL: Metallurg, 1958, Nr 5, pp 30 - 34 (USSR).

ABSTRACT: The authors outline the method of painting in which electrostatic charges are given to paint particles in a field such that they settle on the work and describe experiments made to determine the possibilities of this method for various sizes of tube. 325 x 10. 377 x 10. 426 x 10.465 x 15 mm Pilger tubes were coated with bitumen and asphalt, two types of lacquer and tar. 83 x 4. 89 x 4.102 x 4 mm tubes made on an automatic installation were coated with urea-formaldehyde enamels, type UE-15 and UE-20 and phthalic-base enamels type FSKh-15 and FO-16. 1/2, 3/4, 1, 1 1/4, 1 1/2, 2, 2 1/2 and 3-inch diameter continuously welded (from hot-rolled skelp) gas tubes and 12 x 1.5, 22 x 1.5, 33 x 1.75, 40 x 1.75 and 51 x 1.5 mm electrically welded (from pickled and hot-rolled skelp) tubes were tarred and coated with coloured enamels. The installation used (Figures 1 and 2) was comparatively small and the tests included only sections of large-diameter tubes. In some tests, tubes were pre-heated, in others tube surfaces were prepared by

Card 1/2

Electrostatic Method of Painting and Oiling Tubes 130-58-5-12/16

treatment with 10% caustic-soda solution and washing with hot water sprays. The coatings were tested for continuity, resistance to corrosion and adhesion, and were found satisfactory, about 74 g of coating per m² of surface being required. The coating conditions are tabulated for various materials and solvents (Tables 1, 2, 3) and the authors discuss these and point out that the failure of the coating to deposit on inner surfaces can be utilised advantageously for parts with internal threads. There are 2 figures and three tables.

ASSOCIATION: Chelyabinskiy truboprokatnyy zavod (Chelyabinsk
Card 2/2 Tube-rolling Works)

AUTHOR: Mednikov, Yu. A.

SOV/130-58-11-12/16

TITLE: Conversion of 10-60 MILL to Tube Welding with Higher-Frequency Currents (Perevod stana 10-60 na svarku trub tokami povyshennoy chastoty)

PERIODICAL: Metallurg, 1958, Nr 11, pp 38 -39 (USSR)

ABSTRACT: The author states that at tube-welding speeds of over 25-30 m/minute with a 50 cycles/second current the seam quality deteriorates. The 10-60 mills are designed for this frequency but otherwise their welding speeds could easily be increased to 40 m/min. Two variants of conversion to frequencies of 150 and 100 cycles/second have been tested at the Chelyabinskiy truboprokatnyy zavod (Chelyabinsk tube-rolling works), one based on asynchronous conversion (Fig 1) and the other on synchronous (Fig 2). The latter was found to be simpler and was adopted after preliminary tests. Provision was made (Fig 3) for additional cooling of the rotary transformer and gear systems were strengthened. After further tests under different welding conditions with wall thicknesses 1.0-2 mm optimal values were selected for 100 cycles/second currents (table) with

Card 1/2

SOV/130-58-11-12/16

Conversion of 10-60 Mill to Tube Welding with Higher-Frequency
Currents

welding speeds of 36-40. All tubes produced under the recommended conditions were satisfactory and the conversion increased the labour productivity by 14.2% and reduced metal consumption by 2.3%, the maximal productivity per shift rising to 20090 m of tubes. Further increases in productivity are prevented by mill design and insufficient transformer capacity.

There are 3 figures and 1 table

ASSOCIATION: Chelyabinskiy truboprokatnyy zavod (Chelyabinsk Tube Rolling Works)

Card 2/2

S/032/6C/026/06/27/044
B010/B016

AUTHORS: Mednikov, Yu. A., Gun, G. Ya.

TITLE: The Accuracy of Evaluating the Deformability²⁰ of the Weld Seam of Pipes in Flattening Tests

PERIODICAL: Zavodskaya laboratoriya, 1960, Vol. 26, No. 6, pp. 750-753

TEXT: The flattening test on pipe specimens is carried out according to ГОСТ (GOST) 8695-58 and 1753-53. In this connection the pipes are flattened up to about 2/3 of the original diameter. The weld seam of the pipe has to pass vertically to the compressive stress. The deformability of the weld seams is judged from the cracks occurring on the external surface of the pipe. A possible destruction of the weld seam on the inner surface of the pipe is not considered at all. The authors point out that the true deformability of a weld seam may be determined only after a universal evaluation of the pipe under load. Furthermore, the thickness of the pipe wall is not taken into account in GOST 1753-53. The tests performed in the present study (Table, Figs. 2-5) show that the

Card 1/2

The Accuracy of Evaluating the
Deformability of the Weld Seam of Pipes
in Flattening Tests

S/032/60/026/06/27/044
B010/B016

deformation of the surface layers in pipes with equal diameter vary considerably with the thickness of the pipe wall. Therefore, the decrease of the pipe diameter caused by the load must be chosen by considering the thickness of the wall, when comparing the deformability of a weld seam. There are 5 figures, 1 table, and 1 Soviet reference. ✓

ASSOCIATION: Chelyabinskiy truboprokatnyy zavod (Chelyabinsk Tube Rolling Mill)

Card 2/2

MEDNIKOV, Yu. A. Cand Tech Sci -- "Study of ~~the~~ ^{the} problems of production of ~~perpetually rolling welding pipes~~ ^{infinite} welding pipes by ~~perpetual~~ rolling."
Mos, 1961 (Min of Higher and Secondary Specialized Education RSFSR. Mos Order of Labor Red Banner Inst of Steel im I. V. Stalin). (KL, 4-61, 198)

209
-

ORLOVSKIY, Ye.L.; MEDNIKOV, Yu.I.; KULAKOV, P.N.; SHCHELOVANOV, L.N.

Contrast sensitivity and half-tone reproduction in picture
transmitting systems. *Elektrosviaz'* 16 no.10:45-55 0 '62.
(MIRA 15:9)

(Phototelegraphy)

LAZAREV, V.P.; PARTIN, I.A.; MEDNIKOV, Yu.P.

Investigating temperature fields by the volume of melts in foundry
furnaces for aluminum alloys. IS met. 36 no.11:74-79 N '63.
(MIRA 17:1)

MIKHEYEV, V.P.; MEDNIKOV, Yu.P.

Characteristics of the calculation of injection gas burners
taking into consideration the energy of the air being sucked
off. Gaz. prom. 10 no.1:33-38 '65.

(MIRA 18:1)

MIKHEYEV, V.P.; MEDNIKOV, Yu.P.; YELIN, Ye.F.

Plant testing of flat multinozzle injector gas burners.

Gaz. prom. 10 no.7:18-21 '65.

(MIRA 18:8)

SOV/137-58-11-22432

Translation from: Referativnyy zhurnal. Metallurgiya, 1958, Nr 11, p 85 (USSR)

AUTHORS: Mednikov, Z. G. , Trofimov, R. N.

TITLE: Forging Molten Metal (Shtampovka zhidkogo metalla)

PERIODICAL: V sb. : Lit'ye povyshennoy tochnosti. Moscow-Leningrad, Mashgiz, 1958, pp 168-175

ABSTRACT: A communication is presented on an experiment in molten-metal forging (MMF) on PG-25 friction and hydraulic presses with side plungers and split gang dies (D). It is found that MMF is possible not only with high-Cu (LS59-1, LK-80-ZL, and BrAMts-9-2) alloy but with high-Al alloys as well. To increase D life, it is suggested that the metal be poured in a semicongealed state. The importance of lubrication in MMF is emphasized. Natural wax is the most desirable lubricant, but graphite is recommended for brass. For production of high-density parts, the following pressures should be maintained: 600 kg/cm² on hydraulic presses, 800-1000 kg/cm² on friction presses. The labor required for D manufacture can be sharply reduced if the parts are broken down by groups and if group blocks are used with changeable inserts. It is observed that

Card 1/2

Forging Molten Metal

SOV/137-58-11-22432

water cooling of D makes it possible to refrain from the use of alloy steel (St) in producing inserts and to substitute Nr-50 St for 3Kh2V8 St. Under these conditions, die life is 4000 to 5000 pressings. In MMF on friction presses, inserts permitting blanks with flash to be produced are used to prevent the punch from sticking in the die. It is shown that MMF with gang dies is profitable with as few as 100 parts per year.

G. F.

Card 2/2

BELOUSOV, N. N. (Cand. Tech. Sci.) DODONOV, A. A. (Engr.) KOVVI, K. G. and
MEDNIKOV, Z. G.

"Casting Under Pressure by Using a Vacuum."

All-Union Conference of Foundry Workers. end of 1957. Moscow.
Mashinostroitel', 1958. No. 5, p. 48.

MEDNIKOV, Z.G.

PHASE I BOOK EXPLOITATION

SOV/4754

Vsesoyuznoye soveshchaniye po gruppovym tekhnologicheskim protsessam v mashinostroyenii i priborostroyenii. 1st, Leningrad, 1959

Grupповaya tekhnologiya v mashinostroyenii i priborostroyenii (Group-Processing Methods in the Machine and Instrument Industries) Moscow, Mashgiz, 1960. 378 p. Errata slip inserted. 7,000 copies printed.

Ed. (Title page): S.P. Mitrofanov, Lenin Prize Winner, Candidate of Technical Sciences; Eds.: A.S. Azarov, Candidate of Technical Sciences, N.G. Gutner, Engineer, P.V. Kamnev, Candidate of Technical Sciences, A.K. Kutay, Candidate of Technical Sciences, R.A. Reznikov, Engineer, and G.N. Shalgin, Candidate of Economic Sciences; Managing Ed. for Literature on Machine-Building Technology (Leningrad Department, Mashgiz): Ye.P. Naumov, Engineer; Ed. of Publishing House: N.Z. Simonovskiy; Tech. Ed.: O.V. Speranskaya.

PURPOSE: This collection of articles is intended for technical personnel in machine plants, designing organizations, and scientific-research institutes. It may also be useful to skilled workers.

~~Card 1/7~~

Group-Processing (Cont.)

SOV/4754

COVERAGE: The collection consists of papers presented at the 1st All-Union Conference on Group Processing in the Machine and Instrument Industries, held November 24-28, 1959 in Leningrad. The conference was called by scientific and technical societies of the machine and instrument industry, GNTK RSFSR, and Lensovnarkhoz. The articles are based on the experience of industry in introducing the grouping principle in processing. They discuss basic trends in development, and group machining as the basis of mechanized continuous production. The designing of automatic production lines, construction of accessories, and modernization and specialization of equipment are discussed. Problems dealing with the introduction of group-machining methods into processing on various machine tools and into production of blanks (casting, pressworking, pressing of plastics) are considered. Planning, standardization, and methods for calculating the economic effectiveness of group processing are also treated. No personalities are mentioned. There are no references.

TABLE OF CONTENTS:

From the Publisher

3

Card 2/7

Group-Processing (Cont.)

SOV/4754

PART I. PROCESSING IN BLANK-MAKING DEPARTMENTS

Mednikov, Z.G. [Leningrad]. Application of the Group Machining Method in Die Forming of Molten Metal and in Die Casting	5
Kamnev, P.V. [Leningrad]. Group Method in the Manufacture of Forgings	22
Chistoserdov, P.S. [Mogilev]. Cold Forging in Group Dies With Exchangeable Forming Parts	42
Vostrodovskiy, A.V. [Leningrad]. Group Method of Processing Parts by Forging (From the Work Experience of the "Vulkan" Plant)	58
Platov, A.V. [Leningrad]. Basic Principles of Introduction of Group Processing in the Production of Articles of Thermosetting Plastics	67

PART II. MECHANICAL MACHINING AND ASSEMBLY PROCESSES

Bachelyuk, I.G. [Kiyev]. Introduction of the Group-Machining Method for Machining Parts on Various Metal-Cutting Machine Tools (From the Experience of the Kiyev "Arsenal" Plant)	87
---	----

~~Card 3/7~~

45246

S/738/60/000/003/001/001

1 1310

AUTHOR: Mednikov, Z. G.

TITLE: Group method for the making of blanks by liquid-metal extrusion.

SOURCE: Moscow. Tsentral'nyy institut tekhniko-ekonomicheskoy informatsii. Peredovoy nauchno-tekhnicheskiy i proizvodstvennyy opyt. pt. 3: Opyt vnedreniya gruppovoy obrabotki v zagotovitel'nykh tsekhakh mashinostroitel'nykh zavodov; sbornik. Moscow, 1960, 45-54.

TEXT: Liquid-metal extrusion combines the advantages of casting and hot extrusion, with a smooth surface and good dimensional accuracy. It is fundamentally a casting process, since the processes of flow, crystallization, and shrinkage occurring therein are typical of casting. Yet, the problem of air entrapment and consequent surface porosity, typical of pressure casting, is absent in liquid-metal extrusion. The force-and-energy history of the stroke of the punch comprises a low-energy portion during which the liquid metal is driven upward, a high-force no-displacement portion when the liquid metal has filled all available space, and a high-force compression portion, when crystallization leads to an increase in density and the pressure applied helps to eliminate gaseous and shrinkage porosity. The grouped production of liquid-metal-extruded parts can be economically advantageous. Different inserts can serve to make different parts. The various parts should be classified according to design characteristics (the metal employed is of no consequence). The

Card 1/2

Group method for the making of blanks ...

S/738/60/000/003/001/001

design of dies utilizes the following steps: (1) Design of the blanks of a given group; (2) determination of the plane of separation of the die; (3) working dimensions of the die including shrinkage; (4) position of the blank during application of pressure; (5) maximal pressures required; (6) materials required for the various parts of the die. Quick ejection of the completed blanks and water-cooling of the die should be provided. Dies for use on friction presses should permit fin formation, those for use on hydraulic presses should not. Liquid-metal-extruded products are classified into two groups: (1) Al- and Cu-alloy bodies of revolution up to 140-mm diam, up to 90 mm high, with an extrudable area of up to 140 cm²; a cross-section of a grouped die block with replaceable die inserts is shown; (2) elongated Al- and Cu-alloy bodies up to 140 mm long, up to 40 mm high, with an extrudable area no greater than 150 cm²; a group die block is shown in cross-section, also with replaceable die inserts. A cross-sectional view of a grouped trimming die for each of the two groups is shown. Comparative cost figures (gleaned from production figures at factories in Leningrad) show the economic advantage afforded by grouped dies, even in small-batch production (two full pages of tabulated and illustrated correlations). There are 10 figures (tables are counted as figures); no references. Ed. by Candidate of Technical Sciences M. V. Vasil'chikov. X

ASSOCIATION: None given.

Card 2/2

MEDNIKOV, Z. G.

14

PHASE I BOOK EXPLOITATION

SOV/5648

Sokolov, Aleksey Nikolayevich, ed.

Mekhanizatsiya i peredovaya tekhnologiya liteynogo proizvodstva
(Mechanization and Advanced Processing in Foundries) [Leningrad]
Lenizdat, 1961. 236 p. 2,000 copies printed.

Ed.: Ye. V. Yemel'yanova; Tech. Ed.: I. M. Tikhonova.

PURPOSE: This collection of articles is intended for technical personnel, foremen, and skilled workmen of foundries. It may also be of use to staff members engaged in the mechanization of production operations.

COVERAGE: The collection contains articles discussing the experience of a number of Leningrad plants and engineering and design organizations in mechanizing foundry processes and in applying advanced techniques to the manufacture of castings. No personalities are mentioned. Some

Card 1/5

14

Mechanization and Advanced (Cont.)

SOV/5648

articles are accompanied by references. References are all Soviet.

TABLE OF CONTENTS:

Foreword	3
Sverdlov, V. I. Mechanization and Automation of Foundry Processes	5
Zeleranskiy, Ya. V. , M. S. Kashanskiy, and L. Z. Tsyganko. Pneumatic Transfer at Foundries	27
Zelichenko, G. S. Automatic Line for Molding and Shakeout	52
Zelichenko, G. S. Mechanization of the Cast-Iron Foundry at the "Elektrik" Plant	63
Card 2/5	

Mechanization and Advanced (Cont.)

SOV/5648

Sokolov, A. N. Mechanization of the Charging Operation in Electric-Furnace Steel Manufacture	77
Zelceranskiy, Ya. V. From Mechanization Practices in Foundries	99
Matveyev, V. N. Mechanization of Metal-Mold Casting	108
Dityatkovskiy, Ya. M., P. R. Kuratov, and V. N. Matveyev. Mechanized Drying of Cores by High-Frequency Currents	118
Dlugach, M. A. Making Small Steel Castings in Shell Molds	133
Kashanskiy, M. S., M. A. Kremer, and S. Ye. Tysovskaya. Rational Methods of [Flame] Trimming and Cleaning Steel Castings	152

Card 3/5

Mechanization and Advanced (Cont.)

SOV/5648

14

Mednikov, Z. G. Application of the Group-Processing Method in Making Blanks by the Die Casting and Die Forging of Molten Metal

160

Desnitskiy, V. P. (deceased). Heat-Resistant Steel Castings in Power-Plant Constructions

172

Kremer, M. A. Determination of Sizes and Economic Efficiency of Exothermic Risers for Steel Castings

188

El'tsufin, S. A. Cast Rotor Blades for Gas-Turbine Compressors

203

Tkachev, K. I. Experience in Developing and Using the Slot-Type Gating System

210

Card 4/5

Mechanization and Advanced (Cont.)

SOV/5648

Kononov, M. N. Patterns With an Epoxy-Resin Base

229

AVAILABLE: Library of Congress (TS233.555)

Card 5/5

VK/wrc/bc
11-15-61

MEDNIKOV, Z.G.

Multiple production in billet shops. Mashinostroitel' no.1:32-35 Ja
'64. (MIRA 17:2)

VOLZHIN, Aleksey Nikolayevich; YANOVICH, Viktor Andreyevich; DENISOV,
Yu.S., red.; MEDHIKOVA, A.H.

[Antiradar measures] Protivoradiolokatsia. Moskva, Voen.izd-vo
M-va boro.SSSR, 1960. 134 p. (MIRA 13:3)
(Radar)

ACC NR: AT6036187

SOURCE CODE: UR/3116/66/277/000/0075/0083

AUTHOR: Mednikova, E. S.; Chernin, K. Ye. (Candidata of physico-mathematical sciences)

ORG: none

TITLE: Graphic reproduction of coordinate networks on a cathode-ray tube using a computer

SOURCE: Leningrad. Arkticheskiy i antarkticheskiy nauchno-issledovatel'skiy institut. Trudy, v. 277, 1966. Chislennyye metody issledovaniya gidrometeorologicheskikh usloviy v Arktike s ispol'zovaniyem elektronnykh tsifrovyykh vychislitel'nykh mashin (Numerical methods of studying hydrometeorological conditions in the Arctic with the use of electronic digital computers), 75-83

TOPIC TAGS: computer, cathode ray tube, computer application, weather chart, graphic technique, physical geography, coordinate system

ABSTRACT: Two methods are described for plotting a geographic network on the screen of a cathode-ray tube, using a computer. The first method involves the calculation of Cartesian coordinates of latitudes and longitudes based on formulas for a stereographic projection. The second method is based on the consideration of equations of isolines (latitude and longitude) described in Cartesian coordinates. The methods described can easily be extended to other types of projections. In principle, the method of plotting charts on a cathode-ray tube is similar to plotting charts with

Card 1/2

UDC: none

ACC NR: AT6036187

mechanical printers. However, due to the high resolution of the CRT, isolines appear as a continuous line. Formulas are derived for describing latitude and longitude in both methods, and two computer programs for the process are given. It is stated that the time required to plot a network using the first method is 1 min 30 sec when the pole falls outside the screen limit. With the pole on the screen, the time is about 3 min. For the second method, the times are 30 and 42 sec, respectively. A geographic network produced on a CRT can be used as a datum to which weather data can be related in order to obtain weather charts or isoline charts. Orig. art. has: 14 formulas and 4 figures.

[WA-NO4]

SUB CODE: 04, 09/ SUBM DATE: none/ ORIG REF: 004/ OTH REF: 002/

Card 2/2

ACC NR: AT6036185 SOURCE CODE: UR/3116/66/277/000/0063/0067

AUTHOR: Borisenkov, Ye. P. (Candidate of physico-mathematical sciences)
Mednikova, E. S.

ORG: none

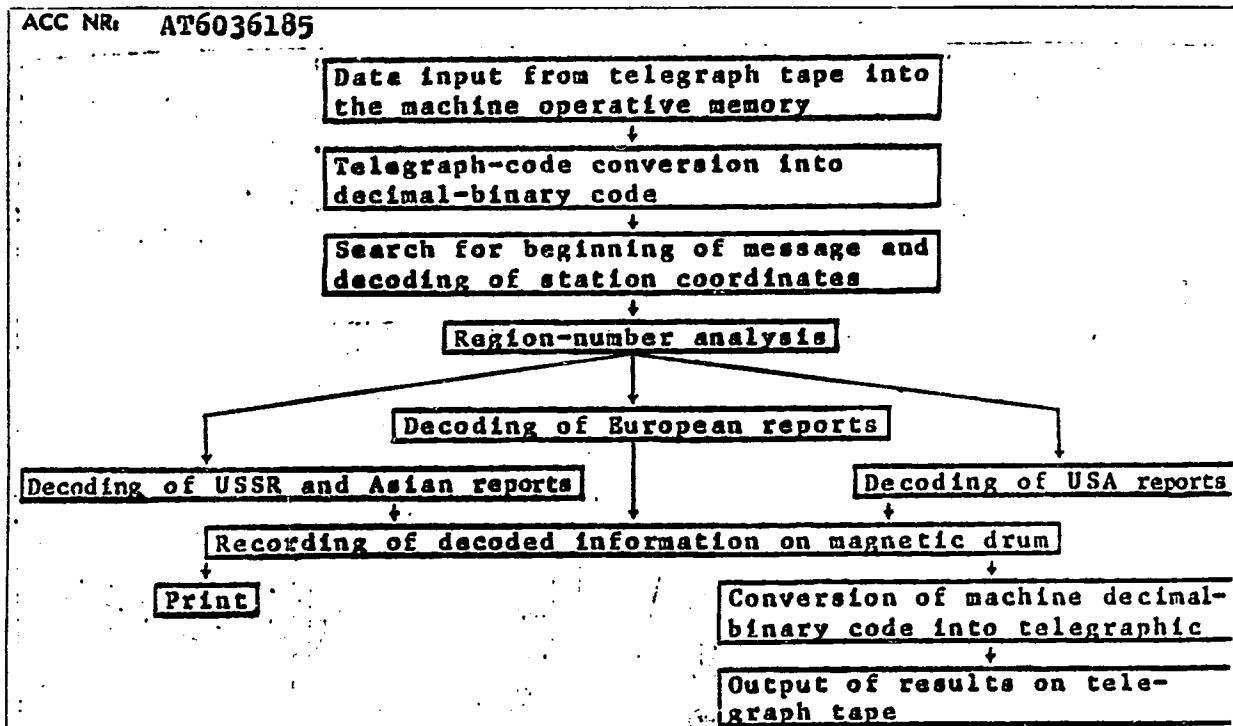
TITLE: The problem of the automatic decoding of synoptic reports
using a computer

SOURCE: Leningrad. Arkticheskiy i antarkticheskiy nauchno-issle-
dovatel'skiy institut. Trudy, v. 277, 1966. Chislennyye metody
issledovaniya gidrometeorologicheskikh usloviy v Arktike s ispol'zo-
vaniyem elektronnykh tsifrovyykh vychislitel'nykh mashin (Numerical
methods of studying hydrometeorological conditions in the Arctic
with the use of electronic digital computers), 63-67

TOPIC TAGS: ^{COMPUTER,} computer program, computer application, meteorology,
synoptic meteorology, Arctic climate, computer coding / Ural 2 computer

ABSTRACT: Some of the results are presented of projects undertaken
at the Arctic and Antarctic Scientific-Research Institute involving
the automatic decoding of incoming synoptic reports for the Northern
Hemisphere. The decoding program (see Fig. 1) discussed takes into account
specific and frequently encountered deviations from accepted standards

Card 1/3



Card 2/3

Fig. 1. Decoding program

ACC NR: AT6036185

in coding and compiling weather reports. Data from 1900 land-based and 500 shipboard weather stations were used for a synoptic analysis. It was learned that the data relating to about 900 of the land-based stations were only duplicate data, attributable to reception through several communications channels; this indicates poor data-transmission organization and excessive loading of the channels. Great difficulty was encountered in locating the beginning of a message. Procedures for finding the beginning of a message are outlined and problems involved in the control of individual meteorological elements are discussed. The information processing rate for 100 messages is roughly as follows: input, decoding, control, and recording on the magnetic drum takes 10 min; output of the decoded and cleared information on telegraph tape takes 5 min. Using a Ural-2 computer, a weather report can be decoded and cleared in 1.5 to 2 hr. The authors conclude that the algorithm reviewed in the article can be used as a component in the process of decoding incoming weather information. Orig. art. has: 5 formulas and 1 figure.

[WNO4]

[LB]

SUB CODE: 04, 09/ SUBM DATE: none/ ORIG REF: 004/ OTH REF: 001

Card 3/3

KOROCHKIN, V.G., inzh.; MEDNIKOVA, F.A., inzh.

Development of precast reinforced concrete production in
Irkutsk Province. Bet.i zhel.-bet. no.8:374-375 Ag '61.

(MIRA 14:8)

(Irkutsk Province--Precast concrete)

MEDNIKOVA, I. I.

"Defects of Ferrodynamic Electric Measuring Instruments."
Cand Tech Sci, Moscow Order of Lenin Power Engineering Inst imeni
V. M. Molotov, Min Higher Education USSR, Moscow, 1954. (KL, No 7,
Feb 55)

SO: Sum. No. 631, 26 Aug 55-Survey of Scientific and Technical
Dissertations Defended at USSR Higher Educational Institutions
(14)

MEDNIKOVA I. I.

11 июня
(с 10 до 22 часов)

Д. В. Васильевский,
Р. Р. Арзамас

Математика нелинейных колебаний и нелинейных
гиперболоидов.

А. А. Прокопьевский,
И. И. Мещеряков

О корреляции колебательности шумы при малых
перепадах частоты.

А. А. Прокопьевский

Об излучении гравитационных волн при колебательном движении.

В. А. Герасим

К теории нелинейных колебаний.

12 июня
(с 10 до 16 часов)

И. В. Лурье,
О. В. Баранов

Вопросы теории и практики нелинейных колебаний.

13

И. Г. Арутюнян

Физико-математические методы для изучения нелинейных
колебаний в нелинейных электрических цепях.

14 СЕКЦИЯ ЭЛЕКТРОНИКИ И РАДИОТЕХНИКИ

Руководитель И. В. Гунинский

10 июня
(с 10 до 16 часов)

Совместные заседания с секцией нелинейных колебаний

В. И. Герасим

Динамический трекер на нелинейных элементах.

А. И. Герасим,

С. В. Голосинский,

С. И. Зорин,

В. А. Калашников,

Г. В. Кочетков

Специальные вопросы теории нелинейных колебаний на нелинейных элементах.

А. И. Герасим,

Т. И. Арзамас,

И. С. Бонин,

14

report submitted for the Centennial Meeting of the Scientific Technological Society of
Radio Engineering and Electrical Communications in. A. S. Popov (VNIIEI), Moscow,
8-12 June, 1959

VASIL'YEVA, Nataliya Petrovna; SEDYKH, Ol'ga Aleksseyevna; BOYARCHENKOV,
Mikhail Aleksandrovich; MEDNIKOVA, I.I., red.; VORONIN, K.P.,
tekhn.red.

[Designing magnetic amplifiers] Proektirovaniye magnitnykh
usilitelei. Moskva, Gos.energ.izd-vo, 1959. 335 p. (MIRA 12:3)
(Magnetic amplifiers)

S/194/62/000/001/059/066
D201/D305

AUTHORS: Vroblevskiy, A. A. and Mednikova, I. I.

TITLE: The orientation of residual induction in a tape magnetised by a revolving field

PERIODICAL: Referativnyy zhurnal, Avtomatika i radioelektronika, no. 1, 1962, abstract 1-7-213kh (Tr. Vses. n.-i. in-ta zvukozapisi, 1961, no. 8, 26-34)

TEXT: The results are given of experiments on the magnetization of a sample simulating an element of the tape, by a revolving magnetic field. Data obtained by measuring the residual induction of stacks, made of cuttings of a tape magnetized by a toroidal d.c. head are given for comparison. The results obtained make it possible to visualize the orientation of the residual tape induction, when it is magnetized by a toroidal head in recordings without HF bias. [Abstracter's note: Complete translation.] ✓

Card 1/1

ACC NR: AR6023375 .

SOURCE CODE: UR/0274/66/000/003/B058/B058

AUTHOR: Mednikova, I. I.

TITLE: Magnetic tape noise ¹⁶⁰ ₂₅

SOURCE: Ref. zh. Radiotekhnika i elektrosvyaz', Abs. 3B404

REF SOURCE: Tr. Vses. n.-i. in-ta magnitn. zapisi i tekhnol. radioveshch. i televiz., vyp. 3(13), 1965, 3-21

TOPIC TAGS: magnetic tape, magnetic recording tape, noise analyzer

ABSTRACT: A general expression is derived for determining magnetic tape noise using "Preysakh" diagrams. Its individual components are analyzed. [Translation of abstract] From author's summary

SUB CODE: 14-

Card 1/1

UDC: 681.84.083.8:621.391.82

s/138/63/000/003/008/008
A051/A126

AUTHORS: Kastorskiy, A. P., Mednikova, I. N.

TITLE: Analysis of cis-butadiene rubber by the infra-red spectroscopy method

PERIODICAL: Kauchuk i rezina, no. 3, 1963, 55 - 57

TEXT: A new method has been developed for the structural determination of cis-butadiene rubber in film form, using absorption bands at $1,440 \text{ cm}^{-1}$. The disadvantages of the previously-used method are listed. According to the new method, a film of polymer is applied to a plate of sodium chloride or sodium bromide by vaporizing from solution. Then, the infra-red spectroscopy of the film is made, the optical densities determined, and from these the chain content calculated. The effect of the film thickness on the results of the analysis is eliminated by the internal standard method. A mathematical analysis for the film is presented. It was shown that the ratio of the optical densities is directly proportional to the concentrations of every form. The suggested method is recommended for mass analysis of cis-butadiene rubber, time and labor being cut by

Card 1/2

Analysis of cis-butadiene rubber by the...

S/138/63/000/003/008/008
A051/A126

more than three times. There is 1 figure and 1 table.

ASSOCIATION: Yaroslavskiy Zavod Sinteticheskogo Kauchuka (Yaroslavl' Plant of Synthetic Rubber)

Card 2/2

MEDNIKOVA, L. N.

"Preparation of High Molecular Substances from Plant Wastes (Oil Cakes and Grist) and Their Use in the Textile and Other Branches of Industry." Min Higher Education USSR, Leningrad Textile Inst imeni S. M. Korov, Leningrad, 1952
(Dissertation for the Degree of Candidate of Technical Sciences)

SO: Knizhnaya Letopis', No. 32, 6 Aug 55

MEDNIKOVA, L. N.

USSR/Chemical Technology - Chemical Products and Their Application. Dyeing and
Chemical Treatment of Textiles, I-16

Abst Journal: Referat Zhur - Khimiya, No 19, 1956, 62855

Author: Andreyev, D. K., Mednikova, L. N.

Institution: None

Title: On New Raw Material for the Production of Size

Original

Periodical: Tr. Leningr. tekstil'n. in-ta, 1955, No 6, 53-55

Abstract: For the purpose of reducing the expenditure of starch for sizing it is proposed to utilize vegetable proteins contained in considerable amounts in the seed of oil-yielding and leguminous crops. The cheapest raw material are cottonseed and other grist and cake from which the adhesive agents are extracted with sodium alkalies or calcium hydroxide. The low solubility of the latter ensures a permanent slight alkalinity and lesser degradation of protein molecules. Combined use of aqueous solutions of lime and chloramine increases the yield of extracted substances up to 45%. The substances thus

Card 1/2

USSR/Chemical Technology - Chemical Products and Their Application. Dyeing and
Chemical Treatment of Textiles, I-16

Abst Journal: Referat Zhur - Khimiya, No 19, 1956, 62855

Abstract: obtained are readily soluble in cold and hot water and have high
adhesive power. With increasing amount of lime utilized in the
extraction of the oil cake the amine-nitrogen content of the extract
increases.

Card 2/2

BOBYKIN, B. V.; KEL'MAN, V. M.; MEDNIKOVA, L. S.

"Dispersion Properties of a Prismatic Electrostatic Beta Spectrometer."

report submitted for All-Union Conf on Nuclear Spectroscopy, Tbilisi, 14-22
Feb 64.

FTI (Physico Technical Inst)

L 54787-65 ERI(1) IJP(c)
ACCESSION NR: AP5013996 UR/0048/65/029/005/0808/0814
AUTHOR: Bobykin, B.V.; Kel'man, V.M.; Mednikova, L.S. 27
26
16
TITLE: Deflecting properties and dispersion of an electrostatic
prism spectrometer/Report, 15th Annual Conference on Nuclear Spectro-
scopy and the Structure of Atomic Nucleus held in Minsk, 25 Jan-8 Feb

scopy and the structure of atomic nucleus

1965/

SOURCE: AN SSSR. Izvestiya. Seriya fizicheskaya, v.29, no.5, 1965, 808-814

TOPIC TAGS: electron optics, electrostatic prism, spectrometer, relativistic electron

ABSTRACT: In this paper the authors present further calculations concerning a previously proposed electrostatic prism spectrometer (V.M. Kel'man and I.V.Rodnikova, Zh.techn.fiz.32,279,1962). Formulas are derived for the dispersion, the deviation, and the condition for minimum deviation with relativistic effects taken into account. Families of curves relating certain of the parameters are presented; these

Card 1/8

L 54787-65
ACCESSION NR: AP5013996

should facilitate preliminary design calculations. At nonrelativistic energies the dispersion $E dx/dE$ (E is the particle energy and x is the image position) becomes infinite for certain parameter values, and it is concluded that dispersions of several meters can be realized without difficulty. At relativistic energies it is advantageous so to design the prism that the electrons are decelerated rather than accelerated in it. Orig.art.has: 16 formulas, 6 figures and 2 tables.

ASSOCIATION: Institut yadernoy fiziki Akademii nauk KazSSR (Nuclear Physics Institute, Academy of Sciences of the Kazakh SSR)

SUBMITTED: 00

ENCL: 00

SUB CODE:OP,EM

NR REF SOV: 002

OTHER: 000

Card 2/2

MEDNIKOVA, H. V.

Card Biolog Sci

Dissertation: "Endocrinic Glands of Mosquitoes." 13/6/50

Acad Med Sci USSR

SO Vecheryaya Moskva
Sum 71

MEDNIKOVA, N.V.

[Ionospheric disturbances in the middle latitudes] Ionosfernye
vozmushcheniia v srednikh shirotakh. Moskva, Izd-vo Akad.nauk,
1957. 1 v. (MIRA 13:5)
(Ionosphere)

MEDNIKOVA, N. V.: Master Phys-Math Sci (diss) -- "Ionospheric disturbances in the middle latitudes". Tomsk, 1958. 17 pp (Min Higher Educ USSR, Tomsk State U Im V. V. Kuybyshev), 150 copies (KL, No 6, 1959, 125)

MEDNIKOVA, N.V., kand. fiz.-mat. nauk, otv. red.

Murmansk. Moskva. (Its: Materialy ionosfernykh issledovani))
Sept.-Oct. 1957. 1960. 57 p. Nov.-Dec. 1957. 1960. 67 p.
March-Apr. 1958. 1960. 77 p. Sep.-Oct. 1958. 1960. 57 p.
(MIRA 15:10)

1. Akademiya nauk SSSR. Institut zemnogo magnetizma, ionosfery
i rasprostraneniya radiovoln.
(Ionosphere--Observations)

MEDNIKOVA, N.V. kand. fiz.-mat. nauk, otv. red.

[Materials of ionospheric research: Salekhard] Materialy ionosferynykh issledovaniy: Salekhard. Moskva. July-Sept., Dec. 1957. 1960. 67 p. Jan.-Apr. 1958. 1960. 69 p. May-June 1958. 1960. 61 p. July-Aug. 1958. 1960. 67 p. Sept.-Oct. 1958. 1960. 59 p. (MIRA 15:3)

1. Akademiya nauk SSSR. Institut zemnogo magnetizma, ionosfery i rasprostraneniya radiovoln.
(Salekhard--Ionosphere)

MEDNIKOVA, N.V., otv. red.

[Materials on ionospheric research: Yuzhno-Sakhalinsk] Materialy
ionosfernykh issledovaniy: Iuzhno-Sakhalinsk. Moskva. July-Sept.
1957. 1960. 59 p. Oct.-Dec.1957. 1960. 47 p. Jan.-Apr.1958.
1960. 63 p. May-Aug.1958. 1960. 79 p. Sept.-Dec.1958. 1960.
63 p. (MIRA 14:11)
1. Akademiya nauk SSSR. Institut zemnogo magnetizma, ionosfery i ras-
prostraneniya radiovoln.
(Yuzhno-Sakhalinsk---Ionosphere)

MEDNIKOVA, N.V., kand. fiz.-mat. nauk, otv. red.

[Materials of ionospheric research: Yakutsk] Materialy ionosfernykh issledovaniy: IAKutsk. Moskva. Jan.-Apr. 1958. 1960. 59 p.
May-Aug. 1958. 1960. 75 p. (MIRA 15:3)

1. Akademiya nauk SSSR. Institut zemnogo magnetizma, ionosfery i rasprostraneniya radiovoln.

(Yakutsk--Ionosphere)

MEDNIKOVA, N.V., kand. fiz.-mat. nauk, otv. red.

[Materials of ionospheric research: Moscow (Krasnaya Pakhra)]
Materialy ionosfernykh issledovani: Moskva (Krasnaia Pakhra).
Moskva. July-Aug. 1957. 1960. 78 p. Sept.-Oct. 1957. 1960. 78 p.
Nov.-Dec. 1957. 1960. 67 p. Jan.-Feb. 1958. 1960. 71 p.
Mar.-Apr. 1958. 1960. 76 p. May-June 1958. 1960. 75 p.
July-Aug. 1958. 1960. 83 p. Sept.-Oct. 1958. 1960. 73 p.
Sept.-Oct. 1958. 1960. 73 p. Nov.-Dec. 1958. 1960. 67 p.

(MIRA 15:3)

1. Akademiya nauk SSSR. Institut zemnogo magnetizma, ionosfery
i rasprostraneniya radiovoln.

(Moscow--Ionosphere)

MEDNIKOVA, N.V., otv. red.

[Materials on ionospheric research: Chita] Materialy ionosfernykh
issledovaniy: Chita. Moskva. July 1957-Dec.1958. 1960. 85 p.
(MIRA 14:11)

1. Akademiya nauk SSSR. Institut zemnogo magnetizma, ionosfery i
rasprostraneniya radiovoln.
(Chita—Ionosphere)

MEDNIKOVA, N.V., otv. red.

[Materials on ionospheric research: Irkutsk] Materialy ionosfernykh issledovaniy: Irkutsk. Moskva. July-Sept.1957; Mar., June 1958. 1960. 63 p. July-Aug.1958. 1960. 67 p. Sep.-Dec.1958. 1960. 90 p. (MIRA 14:11)

1. Akademiya nauk SSSR. Institut zemnogo magnetizma, ionosfery i rasprostraneniya radiovoln. (Irkutsk--Ionosphere)

MEDNIKOVA, H.V., kand.fiziko-matem.nauk, otv.red.; TROFIKOVA, L.A., red.;
POLYAKOVA, T.V., tekhn.red.

[Ionospheric research; collection of articles] Issledovaniia
ionosfery; sbornik statei. V razdel programmy MGG (ionosfera).
Moskva. No.3. 1960. 100 p. (MIRA 13:12)

1. Akademiya nauk SSSR. Mezhdovedomstvennyy komitet po prove-
deniyu Mezhdunarodnogo geofizicheskogo goda.
(Ionospheric research)

TROITSKAYA, V. A., ALPEROVICH, L. V. and ^NMEDNIKOVA, M. V.

"The Fine Structure of Magnetic Storm in Respect of Pulsations"

Report presented at the International Conference on Cosmic Rays and Earth Storm, 4-15 Sep 61, Kyoto, Japan.

MEDNIKOVA, N. V.; BULATOVA, G. A.; TROITSKAYA, V. A.; ALPEROVICH, L. V.

"Fine Structure of Magnetic Storms in Respect of Pulsations," ((II-1B-3))

report submitted for the Intl. Conf. on Cosmic Rays and Earth Storms (IUPAP)
Kyoto, Japan 4-15 Sept. 1961.

MEDNIKOVA, N.V., *otv. red.*

Sverdlovsk. Moskva. (Its: Materialy ionosfernykh issledovani)
 May 1958 - Dec. 1958 1962.

1. Akademiya nauk SSSR. Institut zemnogo magnetizma, ionosfery i
 rasprostraneniya radiovoln. (MIRA 15:12)
 (Sverdlovsk---Ionospheric research)

MEDNIKOVA, N.V., otv. red.

Alma-Ata. Moskva, (Its Materialy ionosfernykh issledovani) 0 v
May-June 1958. 1962. 61 p. July-Aug. 1958. 1962. 65 p.
Sep.-Dec. 1958. 1962. 57 p. (MIRA 15:8)

1. Akademiya nauk SSSR. Institut zemnogo magnetizma, ionosfery
i rasprostraneniya radiovoln.
(Alma-Ata---Ionosphere---Observations)

MEDNIKOVA, M.V., *otv. red.*

Irkutsk. Moskva, (Its Materialy ionosfernykh issledovani))
Jan.-Feb. 1959. 1962. 63 p. Mar.-Apr. 1959. 1962. 56 p.
July-Aug. 1959. 1962. 67 p. Sept.-Oct. 1959. 1962. 62 p.
Nov.-Dec. 1959. 1962. 62 p. (MIRA 16:3)

1. Akademiya nauk SSSR. Institut zemnogo magnetizma, ionosfery
i rasprostraneniya radiovoln.
(Ionosphere--Observations)

MEDNIKOVA, N.V., *ctv. red.*

Leningrad. Moskva. (Its Materialy ionosfernykh issledovani) *12*
Sept. - Oct. 1959. 1962. 63 p. Nov. - Dec. 1959. 1962. 59 p.
(MIRA 15:12)

1. Akademiya nauk SSSR. Institut zemnogo magnetizma, ionosfery i
rasprostraneniya radiovoln.
(Leningrad—Ionospheric research)

MEDNIKOVA, N.V., otv. red.

[Materials of ionospheric research: Sverdlovsk] Materialy ionosfernykh issledovani: Sverdlovsk. Moskva. July-Oct. 1957
1962. 78 p. Nov.-Dec. 1957; Jan.-Feb. 1958. 1962. 63 p.
(MIRA 15:6)

1. Akademiya nauk SSSR. Institut zemnogo magnetizma, ionosfery i rasprostraneniia radiovoln.
(Sverdlovsk—Ionospheric research)

MEDNIKOVA, N.V., otv. red.

Simferopol'. March - April 1958. Moskva, 1962. 79 p.
(MIRA 16:11)

1. Akademiya nauk SSSR. Institut zemnogo magnetizma, iono-
sfery i rasprostraneniya radiovoln.
(Simferopol'--Ionospheric research)

MEDNIKOVA, N.V., kand. fiz.-mat. nauk, otv. red.

Murmansk. July 1957 - Dec. 1958. Moskva, 1960.
(MIRA 16:11)

1. Akademiya nauk SSSR. Institut zemnogo magnetizma,
ionosfery i rasprostraneniya radiovoln.
(Murmansk--Ionospheric research)

MEDNIKOVA, N.V., otv. red.

Leningrad. Moskva. (Its Materialy ionosfernykh issledovani).
July-Dec. 1957. 1962. 90 p. Apr.-May 1958. 1962. 62 p.
Aug.-Sep. 1958. 1962. 67 p. Apr.-May-June 1959. 1962. 95 p.
July-Aug. 1959. 1962. 65 p. (MIRA 15:8)

1. Akademiya nauk SSSR. Institut zemnogo magnetizma, ionosfery
i rasprostraneniya radiovoln.

(Leningrad--Ionosphere--Observations)

MEDNIKOVA, N.V., otv. red.

Simferopol'. Sept. - Oct. 1957. Moskva, 1962. 67 p.

(MIRA 16:11)

1. Akademiya nauk SSSR. Institut zemnogo magnetizma, iono-
sfery i rasprostraneniya radiovoln.
(Simferopol'--Ionospheric research)

MEDNIKOVA, N.V., otv. red.

Sverdlovsk. Nov. 1957-Apr. 1958. Moskva, 1962.

1. Akademiya nauk SSSR. Institut zemnogo magnetizma, ionosfery i rasprostraneniya radiovoln. (MIRA 16:11)
(Sverdlovsk--Ionospheric research)

MEDNIKOVA, N.V., otv. red.

Simferopol'. Moskva. (Its Materialy ionosfernykh issledovani). Nov.-Dec. 1957. 1962. 67 p. Jan.-Feb. 1958. 1962. 74 p. Sep.-Oct. 1958. 1962. 73 p. May-June 1958. 1962. 75 p. Nov.-Dec. 1958. 1962. 73 p. (MIRA 15:8)

1. Akademiya nauk SSSR. Institut zemnogo magnetizma, ionosfery i rasprostraneniya radiovoln.
(Simferopol'. Ionosphere Observations)

MEDNIKOVA, N.V., otv. red.

Rostov. July 1957 - Dec. 1959. Moskva, 1962.
(MIRA 16:11)

1. Akademiya nauk SSSR. Institut zemnogo magnetizma, iono-
sfery i rasprostraneniya radiovoln.
(Rostov-On-Don—Ionospheric research)

MEDNIKOVA, N.V., otv. red.

Tomsk. July 1957 - Dec. 1959. Moskva. 1962.

(MIRA 16:11)

1. Akademiya nauk SSSR, Institut zemnogo magnetizma, iono-
sfery i rasprostraneniya radiovoln.
(Tomsk--Ionospheric research)

MEDNIKOVA, N.V., *otv. red.*

Salekhard. Moskva. November - December 1958. 1960. 57 p.
(MIRA 16:12)

1. Akademiya nauk SSSR. Institut zemnogo magnetizma, iono-
sfery i rasprostraneniya radiovoln.
(Salekhard—Ionospheric research)

MEDNIKOVA, N.V.

Simferopol'. Moskva. July - Aug. 1958. 1962. 82 p.
(MIRA 16:12)

1. Akademiya nauk SSSR. Institut zemnogo magnetizma, iono-
sfery i rasprostraneniya radiovoln.
(Simferopol--Ionospheric research)

MEDNIKOVA, N.V., *otv. red.*

[Materials of ionospheric research] Materialy ionosfer-
nykh issledovaniy. Alma-Ata. Moskva. July 1957 - Apr.
1958. 1962. (MIRA 16:12)

1. Akademiya nauk SSSR. Institut zemnogo magnetizma, iono-
sfery i rasprostraneniya radiovoln.
(Alma-Ata--Ionospheric research)

KIYANOVSKIY, M.P.; MEDNIKOVA, N.V.

Relation between geomagnetic and ionospheric disturbances
at middle latitudes. Geomag. i aer. 3 no.4:769-771 J1-Ag #
'63. (MIRA 16:11)

1. Moskovskiy gosudarstvennyy universitet, fizicheskiy fakul'-
tet i Institut zemnogo magnetizma, ionosfery i rasprostraneniya
radiovoln AN SSSR.

MEDNIKOVA, N.V., *otv. red.*

Rostov. Moskva, July-Aug. 1958. 1962. 59 p.
(MIRA 17:1)

1. Akademiya nauk SSSR. Institut zemnogo magnetizma,
ionosfery i rasprostraneniya radiovoln.

DROBKIN, A.Ye.; Primalni uchastiye: GOLUBINSKAYA, M.A.; KRYLOVA, L.M.;
MEDNIKOVA, V.M.

Naphthalene and ammonia content of oil-shale gas. Trudy VNIIT no.10:
91-95 '61. (MIRA 15:3)
(Oil shales)(Naphthalene)(Ammonia)

S/072/63/000/004/003/005
A051/A126

AUTHORS: Mednikova, Ye. I., Sharnopol'skaya, Ye. T., Engineers

TITLE: Electrets based on glass

PERIODICAL: Steklo i keramika, no. 4, 1963, 11 - 13

TEXT: Electret is defined as a constantly electrified dielectric carrying a positive charge on one side and a negative one on the other. An attempt was made to create electrets based on several groups of glass: slag sitalles, bromine silicate low-alkaline glass, sitalles. Disk-shaped samples with a 70 mm diameter and 1 - 8 mm thickness were placed between electrodes, to the ends of which a constant voltage was supplied. The field intensity varied between 5 and 40 kv/cm. Polarization was conducted at 150 - 400°C for a period of 20 min to 2 h for the various glass groups. The polarization equipment is shown in Figure 1. The charge on the electret surface was measured according to the Eguchi elevated electrode method. By polarizing the above-mentioned glass groups, electrets were produced which retained their surface charge for no less than 4 months. Preliminary experiments showed that the slag-sitalles, the low-alkaline bromine-

Card 1/2

S/072/63/000/004/003/005
AC51/A126

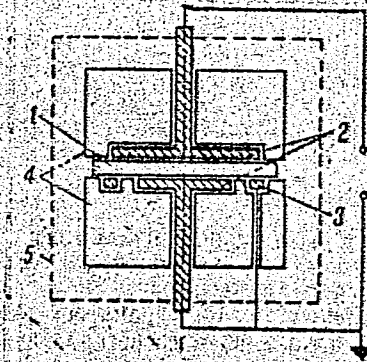
Electrets based on glass:

silicate glass and the sitalles - all have the property of retaining the polarization. In order to establish the nature of polarization and other features of the electrets made of glass, it is suggested conducting tests on currents of depolarization under repeated heating of the electret. There are 3 figures.

ASSOCIATION: Konstantinovskiy zavod "Avtosteklo" (Konstantinov Plant "Avtosteklo")

Figure 1.

Legend: 1 - sample, 2 - electrodes,
3 - protective ring, 4 - insulators
made of molten quartzite, 5 - thermostat.



Card 2/2

MEDNIKOVS, F.A.

Artificial stimulation of resin formation in fresh pine stumps. Latvijas
PSR Zinātņu Akad. Vēstis '49, No.10, 65-76. (MLRA 4:1)
(CA 47 no.22:12836 '53)

MEDNIKOV, F.A.

The resin content of tapped wood. Latvijas PSR Zinātņu Akad. Vēstis '49,
No.7, 103-10. (MLRA 4:1)
(CA 47 no.22:12835 '53)

MEDNIKOVS, F.A.

Chemical Abst.
Vol. 48 No. 3
Feb. 10, 1954
Cellulose and Paper

Industrial processing of freshly cut pine stumps. *Mednikovs and F. A. Gurich. Denezopereabatyvayushimye*
Lesnaya Prom. 2, No. 10, 19-20(1953).—The solvent
extr. of freshly cut pine stumps (I) (*Pinus silvestris*), av.
height 28 cm. and av. diam. 26 cm., d. 0.7-0.8, from 110 to
130-year-old trees from the Bryansk region, was studied.
I, with less than 40% sapwood by vol., with 13% oleoresin
(based on wood with 20% H₂O), 3.57% turpentine, and
24.1% H₂O, were converted to chips (31.91% above 16
mm., 42.24% 1-16 mm., 17.25% 8-9 mm., 7.69% 4-6 mm.,
3.60% 2-4 mm., and 0.43% fines) and extrd. 7 hrs. with
petr. naphtha in a countercurrent extr. battery, 90-5° in
the 1st extractor and 110-20° and 3.5-4 atm. in the last
extractor. The extrd. chips had 3.16% oleoresin, and extr.
gave (per cu. m. I) 33.2 kg. resin, 10.8 kg. turpentine, and
1.5 kg. high-boiling terpenes. The resin, softening at 40.7°,
acid no. 182.6, sapon. no. 186.2, contained 77.9% abietic
acid, 17.3% fatty acids, 5.7% unsaponifiables, and 1.2%
oxidized compds. Turpentine had d₄²⁰ 0.8624, n_D²⁰ 1.4695,
acid no. 0.014, and sapon. no. 3.6. John Lake Keays

AF
9-17-54

MEDNIKYAN, G.A.

Conference devoted to the preparation quateron and to its clinical
application experiment. Izv.AN Arm.SSR.Khim.nauki 17 no.1:111-115
'64. (MIRA 17:4)

MEDNIKYAN, G.A.

Toxicology of tricresolphosphate. G. A. Mednikyan and S. A. Mirzoyan. J. Physiol. (U. S. S. R.) 20, 369-74 (1936).—A thorough toxicological investigation of tri-cresolphosphate (I) using cats, dogs, guinea pigs, mice, frogs, sperm and enzymes. I is not a protoplasmic poison. I acts after a certain latent period (5 to 20 days), and apparently shows a selective action on the central nervous system.

H. Cohen

ASPH. S.L.A. METALLURGICAL LITERATURE CLASSIFICATION

1	2	3	4	5	6	7	8	9	10	11	12	13	14	15	16	17	18	19	20	21	22	23	24	25	26	27	28	29	30	31	32	33	34	35	36	37	38	39	40	41	42	43	44	45	46	47	48	49	50	51	52	53	54	55	56	57	58	59	60	61	62	63	64	65	66	67	68	69	70	71	72	73	74	75	76	77	78	79	80	81	82	83	84	85	86	87	88	89	90	91	92	93	94	95	96	97	98	99	00
---	---	---	---	---	---	---	---	---	----	----	----	----	----	----	----	----	----	----	----	----	----	----	----	----	----	----	----	----	----	----	----	----	----	----	----	----	----	----	----	----	----	----	----	----	----	----	----	----	----	----	----	----	----	----	----	----	----	----	----	----	----	----	----	----	----	----	----	----	----	----	----	----	----	----	----	----	----	----	----	----	----	----	----	----	----	----	----	----	----	----	----	----	----	----	----	----	----	----	----

MEDNIKYAN, G. A.

PROCESSES AND PROPERTIES INDEX

110

Comparative studies of the effect of certain ganglionic poisons on respiration. G. A. Mednikyan. *J. Physiol.* (U. S. S. R.) 24, 801-17 (1963).—The intravenous injection of 14-15 mg. of acetyl- α -aminonicotine (I), 2.8 mg. of α -aminonicotine, 2.3 mg. of α' -aminonicotine, 0.04-0.05 mg. of nicotine, 0.15-0.18 mg. of anabasine or 0.15-0.17 mg. of lobeline (II) per kg. of body wt. gives rise to practically equal values for the excitation of respiration. I in this dose does not increase the blood pressure and is less toxic than II, as are, to a lesser extent, the other nicotine derivs. These derivs. can be used to restore respiration after depression with morphine or chloral hydrate. S. A. Karjala

ASSOCIATION METALLURGICAL LITERATURE CLASSIFICATION

MEDNIKYAN, G. A.

"Pharmacological Properties of the Snake Venom of *Ancistrodon Blomhofii* Ussuriensis. 11 Communication," *Farmokol. i Toksikol.*, 2, No. 6, 1939. Prof., Dept. of Medical Parasitology and Division for Experimental Pharmacology (Head: A. I. Kusnetzov) of the Dept. of Pharmacology (Head: Prof. V. V. Savich) Leningrad Branch of the All-Union A. M. Gorky Inst. of Experimental Medicine, -1939-.

111 AND 112 INDEX 113 AND 114 INDEX

MEDNIKYAN, G.A. *PROCESSES AND PREPARATION INDEX* 11H

Ca

Detoxifying snake venom with sodium thiosulfate.

G. A. Mednikyan. *Farmakol. i Toksikol.* 8, No. 2, 39-42 (1945).--An effective antkote for *Vipera lebetina* bites is Na₂S₂O₃, if given subcutaneously, intravenously, or intramuscularly and repeated in an hour or less. The dose is 0.0 to 4 g./kg.; the tests were made with mice and rabbits.

Julian P. Smith

COMMON ELEMENTS
OPEN
MATERIALS INDEX

A S B - S L A METALLURGICAL LITERATURE CLASSIFICATION

113 AND 114 INDEX 115 AND 116 INDEX

117 AND 118 INDEX 119 AND 120 INDEX

121 AND 122 INDEX 123 AND 124 INDEX

125 AND 126 INDEX 127 AND 128 INDEX

129 AND 130 INDEX 131 AND 132 INDEX

133 AND 134 INDEX 135 AND 136 INDEX

137 AND 138 INDEX 139 AND 140 INDEX

141 AND 142 INDEX 143 AND 144 INDEX

145 AND 146 INDEX 147 AND 148 INDEX

149 AND 150 INDEX 151 AND 152 INDEX

153 AND 154 INDEX 155 AND 156 INDEX

157 AND 158 INDEX 159 AND 160 INDEX

161 AND 162 INDEX 163 AND 164 INDEX

165 AND 166 INDEX 167 AND 168 INDEX

169 AND 170 INDEX 171 AND 172 INDEX

173 AND 174 INDEX 175 AND 176 INDEX

177 AND 178 INDEX 179 AND 180 INDEX

181 AND 182 INDEX 183 AND 184 INDEX

185 AND 186 INDEX 187 AND 188 INDEX

189 AND 190 INDEX 191 AND 192 INDEX

193 AND 194 INDEX 195 AND 196 INDEX

197 AND 198 INDEX 199 AND 200 INDEX

201 AND 202 INDEX 203 AND 204 INDEX

205 AND 206 INDEX 207 AND 208 INDEX

209 AND 210 INDEX 211 AND 212 INDEX

213 AND 214 INDEX 215 AND 216 INDEX

217 AND 218 INDEX 219 AND 220 INDEX

221 AND 222 INDEX 223 AND 224 INDEX

225 AND 226 INDEX 227 AND 228 INDEX

229 AND 230 INDEX 231 AND 232 INDEX

233 AND 234 INDEX 235 AND 236 INDEX

237 AND 238 INDEX 239 AND 240 INDEX

241 AND 242 INDEX 243 AND 244 INDEX

245 AND 246 INDEX 247 AND 248 INDEX

249 AND 250 INDEX 251 AND 252 INDEX

253 AND 254 INDEX 255 AND 256 INDEX

257 AND 258 INDEX 259 AND 260 INDEX

261 AND 262 INDEX 263 AND 264 INDEX

265 AND 266 INDEX 267 AND 268 INDEX

269 AND 270 INDEX 271 AND 272 INDEX

273 AND 274 INDEX 275 AND 276 INDEX

277 AND 278 INDEX 279 AND 280 INDEX

281 AND 282 INDEX 283 AND 284 INDEX

285 AND 286 INDEX 287 AND 288 INDEX

289 AND 290 INDEX 291 AND 292 INDEX

293 AND 294 INDEX 295 AND 296 INDEX

297 AND 298 INDEX 299 AND 300 INDEX

301 AND 302 INDEX 303 AND 304 INDEX

305 AND 306 INDEX 307 AND 308 INDEX

309 AND 310 INDEX 311 AND 312 INDEX

313 AND 314 INDEX 315 AND 316 INDEX

317 AND 318 INDEX 319 AND 320 INDEX

321 AND 322 INDEX 323 AND 324 INDEX

325 AND 326 INDEX 327 AND 328 INDEX

329 AND 330 INDEX 331 AND 332 INDEX

333 AND 334 INDEX 335 AND 336 INDEX

337 AND 338 INDEX 339 AND 340 INDEX

341 AND 342 INDEX 343 AND 344 INDEX

345 AND 346 INDEX 347 AND 348 INDEX

349 AND 350 INDEX 351 AND 352 INDEX

353 AND 354 INDEX 355 AND 356 INDEX

357 AND 358 INDEX 359 AND 360 INDEX

361 AND 362 INDEX 363 AND 364 INDEX

365 AND 366 INDEX 367 AND 368 INDEX

369 AND 370 INDEX 371 AND 372 INDEX

373 AND 374 INDEX 375 AND 376 INDEX

377 AND 378 INDEX 379 AND 380 INDEX

381 AND 382 INDEX 383 AND 384 INDEX

385 AND 386 INDEX 387 AND 388 INDEX

389 AND 390 INDEX 391 AND 392 INDEX

393 AND 394 INDEX 395 AND 396 INDEX

397 AND 398 INDEX 399 AND 400 INDEX

401 AND 402 INDEX 403 AND 404 INDEX

405 AND 406 INDEX 407 AND 408 INDEX

409 AND 410 INDEX 411 AND 412 INDEX

413 AND 414 INDEX 415 AND 416 INDEX

417 AND 418 INDEX 419 AND 420 INDEX

421 AND 422 INDEX 423 AND 424 INDEX

425 AND 426 INDEX 427 AND 428 INDEX

429 AND 430 INDEX 431 AND 432 INDEX

433 AND 434 INDEX 435 AND 436 INDEX

437 AND 438 INDEX 439 AND 440 INDEX

441 AND 442 INDEX 443 AND 444 INDEX

445 AND 446 INDEX 447 AND 448 INDEX

449 AND 450 INDEX 451 AND 452 INDEX

453 AND 454 INDEX 455 AND 456 INDEX

457 AND 458 INDEX 459 AND 460 INDEX

461 AND 462 INDEX 463 AND 464 INDEX

465 AND 466 INDEX 467 AND 468 INDEX

469 AND 470 INDEX 471 AND 472 INDEX

473 AND 474 INDEX 475 AND 476 INDEX

477 AND 478 INDEX 479 AND 480 INDEX

481 AND 482 INDEX 483 AND 484 INDEX

485 AND 486 INDEX 487 AND 488 INDEX

489 AND 490 INDEX 491 AND 492 INDEX

493 AND 494 INDEX 495 AND 496 INDEX

497 AND 498 INDEX 499 AND 500 INDEX

501 AND 502 INDEX 503 AND 504 INDEX

505 AND 506 INDEX 507 AND 508 INDEX

509 AND 510 INDEX 511 AND 512 INDEX

513 AND 514 INDEX 515 AND 516 INDEX

517 AND 518 INDEX 519 AND 520 INDEX

521 AND 522 INDEX 523 AND 524 INDEX

525 AND 526 INDEX 527 AND 528 INDEX

529 AND 530 INDEX 531 AND 532 INDEX

533 AND 534 INDEX 535 AND 536 INDEX

537 AND 538 INDEX 539 AND 540 INDEX

541 AND 542 INDEX 543 AND 544 INDEX

545 AND 546 INDEX 547 AND 548 INDEX

549 AND 550 INDEX 551 AND 552 INDEX

553 AND 554 INDEX 555 AND 556 INDEX

557 AND 558 INDEX 559 AND 560 INDEX

561 AND 562 INDEX 563 AND 564 INDEX

565 AND 566 INDEX 567 AND 568 INDEX

569 AND 570 INDEX 571 AND 572 INDEX

573 AND 574 INDEX 575 AND 576 INDEX

577 AND 578 INDEX 579 AND 580 INDEX

581 AND 582 INDEX 583 AND 584 INDEX

585 AND 586 INDEX 587 AND 588 INDEX

589 AND 590 INDEX 591 AND 592 INDEX

593 AND 594 INDEX 595 AND 596 INDEX

597 AND 598 INDEX 599 AND 600 INDEX

601 AND 602 INDEX 603 AND 604 INDEX

605 AND 606 INDEX 607 AND 608 INDEX

609 AND 610 INDEX 611 AND 612 INDEX

613 AND 614 INDEX 615 AND 616 INDEX

617 AND 618 INDEX 619 AND 620 INDEX

621 AND 622 INDEX 623 AND 624 INDEX

625 AND 626 INDEX 627 AND 628 INDEX

629 AND 630 INDEX 631 AND 632 INDEX

633 AND 634 INDEX 635 AND 636 INDEX

637 AND 638 INDEX 639 AND 640 INDEX

641 AND 642 INDEX 643 AND 644 INDEX

645 AND 646 INDEX 647 AND 648 INDEX

649 AND 650 INDEX 651 AND 652 INDEX

653 AND 654 INDEX 655 AND 656 INDEX

657 AND 658 INDEX 659 AND 660 INDEX

661 AND 662 INDEX 663 AND 664 INDEX

665 AND 666 INDEX 667 AND 668 INDEX

669 AND 670 INDEX 671 AND 672 INDEX

673 AND 674 INDEX 675 AND 676 INDEX

677 AND 678 INDEX 679 AND 680 INDEX

681 AND 682 INDEX 683 AND 684 INDEX

685 AND 686 INDEX 687 AND 688 INDEX

689 AND 690 INDEX 691 AND 692 INDEX

693 AND 694 INDEX 695 AND 696 INDEX

697 AND 698 INDEX 699 AND 700 INDEX

701 AND 702 INDEX 703 AND 704 INDEX

705 AND 706 INDEX 707 AND 708 INDEX

709 AND 710 INDEX 711 AND 712 INDEX

713 AND 714 INDEX 715 AND 716 INDEX

717 AND 718 INDEX 719 AND 720 INDEX

721 AND 722 INDEX 723 AND 724 INDEX

725 AND 726 INDEX 727 AND 728 INDEX

729 AND 730 INDEX 731 AND 732 INDEX

733 AND 734 INDEX 735 AND 736 INDEX

737 AND 738 INDEX 739 AND 740 INDEX

741 AND 742 INDEX 743 AND 744 INDEX

745 AND 746 INDEX 747 AND 748 INDEX

749 AND 750 INDEX 751 AND 752 INDEX

753 AND 754 INDEX 755 AND 756 INDEX

757 AND 758 INDEX 759 AND 760 INDEX

761 AND 762 INDEX 763 AND 764 INDEX

765 AND 766 INDEX 767 AND 768 INDEX

769 AND 770 INDEX 771 AND 772 INDEX

773 AND 774 INDEX 775 AND 776 INDEX

777 AND 778 INDEX 779 AND 780 INDEX

781 AND 782 INDEX 783 AND 784 INDEX

785 AND 786 INDEX 787 AND 788 INDEX

789 AND 790 INDEX 791 AND 792 INDEX

793 AND 794 INDEX 795 AND 796 INDEX

797 AND 798 INDEX 799 AND 800 INDEX

801 AND 802 INDEX 803 AND 804 INDEX

805 AND 806 INDEX 807 AND 808 INDEX

809 AND 810 INDEX 811 AND 812 INDEX

813 AND 814 INDEX 815 AND 816 INDEX

817 AND 818 INDEX 819 AND 820 INDEX

821 AND 822 INDEX 823 AND 824 INDEX

825 AND 826 INDEX 827 AND 828 INDEX

829 AND 830 INDEX 831 AND 832 INDEX

833 AND 834 INDEX 835 AND 836 INDEX

837 AND 838 INDEX 839 AND 840 INDEX

841 AND 842 INDEX 843 AND 844 INDEX

845 AND 846 INDEX 847 AND 848 INDEX

849 AND 850 INDEX 851 AND 852 INDEX

853 AND 854 INDEX 855 AND 856 INDEX

857 AND 858 INDEX 859 AND 860 INDEX

861 AND 862 INDEX 863 AND 864 INDEX

865 AND 866 INDEX 867 AND 868 INDEX

869 AND 870 INDEX 871 AND 872 INDEX

873 AND 874 INDEX 875 AND 876 INDEX

877 AND 878 INDEX 879 AND 880 INDEX

881 AND 882 INDEX 883 AND 884 INDEX

885 AND 886 INDEX 887 AND 888 INDEX

889 AND 890 INDEX 891 AND 892 INDEX

893 AND 894 INDEX 895 AND 896 INDEX

897 AND 898 INDEX 899 AND 900 INDEX

901 AND 902 INDEX 903 AND 904 INDEX

905 AND 906 INDEX 907 AND 908 INDEX

909 AND 910 INDEX 911 AND 912 INDEX

913 AND 914 INDEX 915 AND 916 INDEX

917 AND 918 INDEX 919 AND 920 INDEX

921 AND 922 INDEX 923 AND 924 INDEX

925 AND 926 INDEX 927 AND 928 INDEX

929 AND 930 INDEX 931 AND 932 INDEX

933 AND 934 INDEX 935 AND 936 INDEX

937 AND 938 INDEX 939 AND 940 INDEX

941 AND 942 INDEX 943 AND 944 INDEX

945 AND 946 INDEX 947 AND 948 INDEX

949 AND 950 INDEX 951 AND 952 INDEX

953 AND 954 INDEX 955 AND 956 INDEX

957 AND 958 INDEX 959 AND 960 INDEX

961 AND 962 INDEX 963 AND 964 INDEX

965 AND 966 INDEX 967 AND 968 INDEX

969 AND 970 INDEX 971 AND 972 INDEX

973 AND 974 INDEX 975 AND 976 INDEX

977 AND 978 INDEX 979 AND 980 INDEX

981 AND 982 INDEX 983 AND 984 INDEX

985 AND 986 INDEX 987 AND 988 INDEX

989 AND 990 INDEX 991 AND 992 INDEX

993 AND 994 INDEX 995 AND 996 INDEX

997 AND 998 INDEX 999 AND 1000 INDEX

MEDNIKIAN, G.A.

CA

AN

Relations between chemical structure and pharmacological action of compounds such as pyrimidazole derivatives. I. Local-anesthetic activity of 7-(N-methyl-2-pyrrolidyl)-2-phenylpyrimidazole, 7-(N-methyl-2-pyrrolidyl)-3-phenylpyrimidazole, 2-phenylpyrimidazole, and 3-phenylpyrimidazole. G. A. Mednikian. *Farmakol. i Toksikol.* 9, No. 1, 20-33(1946).—Of 6 pyrimidazoles tested for local-anesthetic activity, 7-(N-methyl-2-pyrrolidyl)-2-phenylpyrimidazole (I) is most active; 7-(N-methyl-2-pyrrolidyl)-3-phenylpyrimidazole (II) is weaker; 2-phenylpyrimidazole (III) and 3-phenylpyrimidazole (IV) are still weaker; the COOH derivs. of II and IV showed no anesthetic activity. Tests on rabbit uterine cornu show I to have 10 times the anesthetic activity of cocaine: it is also active after subcutaneous injection in guinea pigs and in contact with the sciatic nerve in frogs and cats. Clinical trials with I confirm its anesthetic power in the eye, absence of effects on the corneal epithelium, on pupil width, on intraocular pressure, and on accommodation. II. Toxicity of I, II, III, and IV and a study of effects as related to chemical structure. *Ibid.* 34-8.—To white mice subcutaneously and intravenously injected I and II are somewhat more toxic than cocaine; III and IV are less toxic. The tolerated dose of I is 0.03-0.04 mg./g.; of II, 0.01-0.015 mg./g.; of III, 0.25 mg./g.; IV is still less toxic. All 4 compds. have a depressor effect and stimulate respiration. In isolated rabbit ear the vasodilator effect of I and II (in 0.1 and 0.01% solns.) was about 10-14%. Adrenaline inhibits the vasodilator action. The pyrimidazole and benzene rings are mainly responsible for the local-anesthetic action; the methylpyrrolidyl radical merely accentuates it. The Me and COOH groups lessen anesthetic activity.

*Chr. Pharmacol.
 Phil Med Acad in Kiev
 Prof. Hd. Chr. of
 Pharmacology, Sumskul.
 Med. Inst.*

*Lab. Exptl. Pharmacology,
 Leningrad Affil.
 2nd Inst. Exptl. Med.*

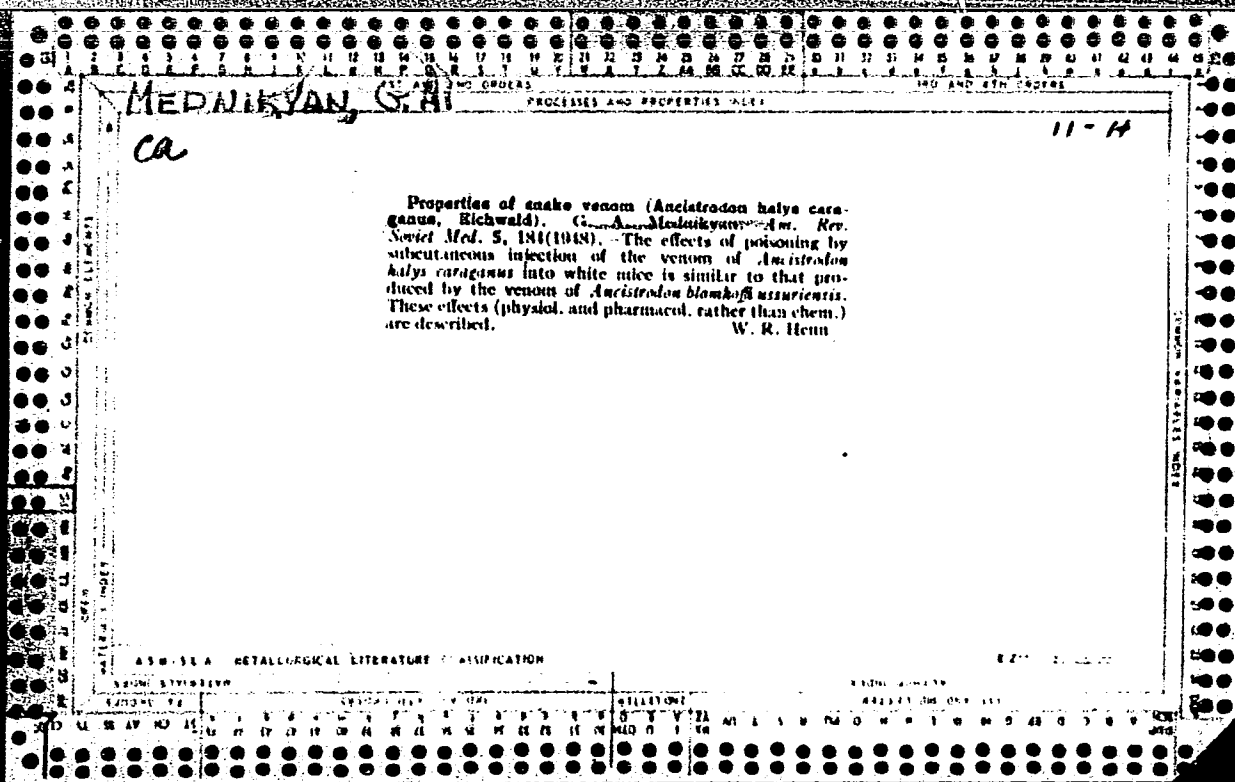
ASB-51A METALLURGICAL LIBRARY

1310M STVIBSIVA

147083

Julian F. Smith

1 80W19V 1187 Gm 64V 151



MEDNIKIAN G. A. AND KOLDOBSKAIA R. M.

3714, Mednikian G. A. and Koldobskaja R. M. Changes in lysozyme activity of the saliva under the influence of pathological conditions and of materials used for prostheses Stomatologiya, Moscow 1949, 4 (46-50)

The average concentration of salivary lysozyme under normal oral conditions is 1 : 640 and its activity does not diminish until a dilution of 1 : 1280 is reached. At dilution 1 : 40,000 the activity totally disappears. In periodontic disease, caries etc. the activity of lysozyme diminishes and concentrations of 1 : 10 - 1 : 160 are required for activity. In presence of prosthetic material (gold, steel, plastic) the same conditions as observed in the pathological cases are valid. The activity of lysozyme has no relation to pH or viscosity of saliva.

Eggers Lara - Holbak

SO: Excerpta Medica Section II Volume III No. 7

MEDNIK, G.A.

Pharmacology of strontium chloride. G. A. Mednikyan and B. G. Vinogradov (Inst. Stomach Intest., Leningrad). *Farmakol. i Toksikol.* 17, No. 3, 43-6 (1954).—In mice the M.L.D. of SrCl₂ is 1.5 g./kg.; L.D₅₀ is 1.75 g./kg. (subcutaneous injections). It intensifies adrenaline secretion, acts as a local anesthetic, raises smooth muscle tonus, acts as a vasodilator (isolated rabbit ear), and has a depressor effect (cats). At 1:1000 and 1:600 it has pos. inotropic and chronotropic effects; at 1:200 and 1:100 these effects are neg. Julian P. Smith.