

MASHKOVSKIY, M.D.

New tranquilizing and hypotensive agent, oxylidine. Sov. med.
28 no.6:88-91 Je '65. (MIRA 18:8)

1. Vsesoyuznyy nauchno-issledovatel'skiy khimiko-farmats-
evticheskiy institut imeni S. Ordzhonikidze, Moskva.

ZLATIN, L.I.; GOROVY, G.P.; ZOLOTAREV, K.V.; MASHKOVSKIY, P.D.

Sorting coal according to size by a mechanical throwing belt
conveyor. Koks 1 khim. no.1:21-23 '62. (MIRA 15:2)

1. Kemerovskiy koksokhimiicheskiy zavod.
(Coal-handling machinery)

MASHKOVSKIY, V.V.

Starting large short-circuited asynchronous motors with a limited
power source. Energ. biul. no. 5:24-25 My '56. (MLRA 9:8)
(Electric motors, Induction)

MASHKOVSKIY, V.V.; ROZENBERG, Ya.G.; FAYERMAN, A.L.

Concerning the joint suspension of electric power distribution lines
and wire broadcasting lines on the same poles. From.energ. 16
no.11:50-51 N '61. (MIRA 14:10)

1. "Pervomayneft'" (for Mashkovskiy). 2. Ministerstvo svyazi
SSSR (for Rosenberg). 3. Soyuzglavenergo (for Fayerman).
- (Electric lines---Overhead) (Radio lines)

MASHKOVSKIY, V.V., insh.

Operation of mobile 35/6 kv electric substations under oil field
conditions. Prom.energ. 17 no.10:20-23 0 '62. (MIRA 15:9)
(Electric substations)

MASHKOVTSSEV, A. A.

"The Biological and Physiological Significance of the Dimorphism of Species
in Vertebrata. (The Neuroemotional Theory of Specie Cycles)," "The Wild
Sajan Reindeer," Dok. AN, 27, No. 1, 1940. A.N. Severtzov Inst. of Evolutionary
Morphology. Mbr. Acad. Sci. 1940-.

MASHKOVTSSEV, A.A.

"The Significance For Biology Of The Teaching Of Ivan Petrovich Pavlov On Higher Nervous Activity." (p.47) by A.A. Mashkovtsev (Moscow)

SO: Progress of Contemporary Biology (Usp. Sovrem. Biol.) Vol. XXVIII, 1949, No. 1 (4)
(July-Aug.)

MASHKOTSEV, B.M.; BERSMAN, L.Z.; KHOKHREV, A.A.

Wide-band directional wave guide coupler. Radiotekhnika 15 no.4:
8-17 Ap '60. (MIRA 13:6)
(Wave guides)

37914
S/108/62/017/006/001/007
D-07/D301

9.1300
AUTHOR:

Mashkovtsev, B.M., Member of the Society (see Association)

TITLE:

Method of analyzing directional multicircuit filters with rotating field-polarisation

PERIODICAL:

Radiotekhnika, v. 17, no. 6, 1962, 3 - 10

TEXT:

A general method is developed for analyzing directional filters with rotating polarization, for any number of volume resonators of a beam-communication network. The method is based on the theory of ultrahigh-frequency networks. For purposes of analysis, it is convenient to divide the multicircuit directional filter into separate, fairly simple, elements and to determine first the scattering - (or transmission) matrices of these elements. Then, the resultant matrix of the device as a whole is determined from the matrices of the elements. First, the general problem of determining the scattering matrix of coupled linear networks is considered. It is assumed that several networks, with scattering matrices S_1, S_2, S_3 , etc., are

Card 1/4

S/108/62/017/006/001/007
D407/D301

Method of analyzing ...

connected to the input of a network with matrix \bar{S}_1 . It is required to determine the scattering matrix \bar{S} , which connects the column-matrices of the voltages \bar{U}_α of the incident and \bar{U}_α of the reflected waves at the free terminals of the device, formed by the coupled networks. The resultant matrix \bar{S} is set up from the coefficients of the matrices $\bar{S}_1, \bar{S}_2, \dots$. Thereupon matrix equations are derived for the voltages \bar{U} of the incident- and reflected waves. Then the coupling conditions are imposed on these equations, and the voltage \bar{U}_p at the coupled terminals is determined from the equations. The sought-for scattering matrix is

$$\bar{S} = \bar{A} + \bar{B} (\bar{E} - \bar{D})^{-1} \bar{C}, \quad (11)$$

where $\bar{A}, \bar{B}, \bar{C}$ and \bar{D} are submatrices of the matrix \bar{S}_1 . Further, the above method is used for determining the scattering matrix of multi-circuit directional filters with rotating polarization. In the filter under consideration it is convenient to separate the following two principal elements: a perpendicular joint between rectangular- and

Card 2/4

S/108/62/017/006/001/007
D407/D301

Method of analyzing ...

circular waveguides, and a circular-waveguide section. It is convenient to consider the rotating field in the circular waveguide as a set of 2 linearly-polarized fields TE_{11} . Since the excitation is effected through an opening which is much smaller than the wavelength, it is possible to use the theory of wave diffraction by small holes (as developed in the references for waveguides). As the scattering matrix is unitary, it is not necessary to calculate all the matrix coefficients, but only the coupling coefficients between the rectangular- and circular waveguides. After calculations, one obtains the scattering matrix. The non-zero elements of this matrix are the coefficients

$$p = \frac{\beta_1 \cdot -1\psi_1}{(t_{11} - \beta_1 \cdot -1\psi_1 t_{12})^2 - (t_{21} - \beta_1 \cdot -1\psi_1 t_{22})^2}, \quad (20)$$

Card 3/4

Method of analyzing ...

S/108/62/017/006/001/007
D407/D301

$$q = \beta_1 - \frac{\gamma_1^2 e^{-i\psi_1} t_{12} - p (t_{21} - \beta_1 e^{-i\psi_1} t_{22})}{t_{11} - \beta_1 e^{-i\psi_1} t_{12}}, \quad (21)$$

p denoting the coefficient of transmission from one rectangular waveguide to another (through the circular resonator), and q -- the coefficient of transmission from one branch to another (of the same rectangular waveguide). There are 9 figures.

ASSOCIATION: Nauchno-tekhnicheskoye obshchestvo radiotekhniki i elektrosvyazi im. A.S. Popova (Scientific and Technical Society of Radio Engineering and Electrical Communications imeni A.S. Popov)

SUBMITTED: March 29, 1961

Card 4/4

MASHKOVTSJEV B M

PHASE I BOOK EXPLOITATION

SOV/6456

Kogan, Natan L'vovich, Boris Mikhaylovich Mashkovtsev, and Konstantin Nikolayevich Tsibizov

Slozhnyye volnovodnyye sistemy (Complex Waveguide Systems) Leningrad, Sudpromgiz, 1963. 355 p. 3000 copies printed.

Reviewer: G. V. Kisun'ko, Corresponding member, Academy of Sciences USSR; Scientific Ed.: B. F. Yemelin, Candidate of Technical Sciences; Ed.: I. G. Odoyevtseva; Tech. Ed.: A. I. Kontorovich.

PURPOSE: This book is intended for engineering and technical personnel specializing in waveguide systems. It may also be used as a textbook by aspirants and students of advanced courses in radio engineering schools. The reader is assumed to have a knowledge of mathematics, electromagnetic field theory, and ahf engineering.

Card 1/8
2

Complex Waveguide Systems

SOV/6456

COVERAGE: The book discusses the theory of complex waveguides with variable cross sections and of circular waveguides containing irregularities. External parameters of waveguide circuit elements are defined and equivalent circuits explained. Wave matrices and their connections in waveguide multiterminal networks are described. Calculations of flat-lateral irregularities, filters, ring and slit waveguide coupling rotation joints, antenna switches, and systems containing ferrites are given. The authors resort to the use of specific methods based on the wave characteristics of rapidly varying fields for calculating electrical parameters. Ch. I, II, III, and X were written by K. N. Tsibizov, Ch. IV, VI, and VII by B. M. Mashkovtsev (excl. section 30); Ch. V, VIII, IX, and section 30 of Ch. VI were written by N. L. Kogan. The authors thank G. V. Kisun'ko, Corresponding Member of the Academy of Sciences USSR, and B. F. Yemelin and N. I. Ivanov, Candidates of Technical Sciences, for their assistance. There are 42 references: 37 Soviet and 5 English.

Card 2/6

2-

5/108/6/018/002/002/006 1220/1206

AUTHOR:

Mashkovtsev, B. M., and Bensman, I. Z.,
Members of the Society (see Association)

TITLE:

Reflectometers with inseparable indication of
both incident and reflected waves

PERIODICAL:

Radiotekhnika, v. 18, no. 3, 1965, 10-16

NOTE:

The authors describe and analyze the errors of the so-called inseparable measurement of reflection coefficient (simultaneous observation of incident and reflected waves). The directional coupler has a phase-shifter instead of load in secondary line. The phase shift introduced may be controlled during measurements and read out on the phase-shifter scale. The sources of errors in the measurement of the reflection coefficient using this method are connected with phase-shifter scale calibration, mismatch between the indicator and line and finite coupler directivity. The phase-shifter calibration error

UETA 1/2

Reflectometers with...

S/108/63/018/003/002/008
D201/D308

depends on whether the coupler is adjusted to the "incident" or "reflected" waves. Independently of the coupler adjustment the maximum error in the measurement of the reflection coefficient modulus is determined by the modulus of the reflection coefficient of the indicator. The largest relative error in the measurement of the modulus of reflection coefficient is introduced by the mismatch between the indicator and line. The measurement of complex reflection coefficient within a certain frequency band by this method is less time-consuming and can be made fully automatic. There are 3 figures and 1 table.

ASSOCIATION:

Nauchno-tekhnicheskoye obshchestvo radiotekhniki i elektrosvyazi im. A. S. Popova (Scientific and Technical Society of Radio Engineering and Electrical Communications Im. A. S. Popov)

SUBMITTED:

October 21, 1960 (initially)
April 7, 1962 (after revision)

Card 2/2

MASHKOVTSSEV, B.M.

Calculation of nonmatched multiterminal superhigh-frequency networks.
Radiotekhnika 19 no.8:15-18 Ag '64. (MIRA 17:9)

1. Deystvitel'nyy chlen Nauchno-tekhnicheskogo obshchestva radiotekhniki
i elektrosvyazi imeni A.S. Popova.

U.S. GPO: 1965 O-286-65/000/011/0045/0045
En-1/Pack/Tab/Pl-1/Pl-1

ACCESSION NR: AP5017819

OK/0286/65/000/011/0045/0045
621.372.852.5

AUTHOR: Mashkovtsev, B. M., Afanasyeva, G. A.

TITLE: Waveguide converter filter, Class 2L, No. 171455

SOURCE: Byulleten' izobreteniy i tovarnykh znakov, no. 11, 1965, 45


TOPIC TAGS: cavity resonator, waveguide filter, waveguide iris

ABSTRACT: This Author's Certificate introduces a waveguide converter filter which consists of a rectangular and a circular waveguide. The design provides for simultaneous separation of frequency channels and conversion of electromagnetic waves. The rectangular and circular waveguides are connected by cavity resonators made in the form of rectangular waveguide sections. The resonators have irises and adjustment screws and are connected to the rectangular and circular waveguides through narrow slots.

ASSOCIATION: none

Card 1/3

30
B



56/07-65

ACCESSION NR. AP-017819

ENCLOSURE: 01

0




Fig. 1. 1—circular waveguide; 2—rectangular waveguide; 3—cavity resonator; 4—narrow slots; 5—irises; 6—adjustment screws

1/8

ROZENTRETER, B.A., doktor tekhn.nauk; GOLOMOLZIN, V.I., kand.tekhn.nauk;
KURNOSOV, A.M., kand.tekhn.nauk; USTINOV, M.I., gornyy inzh.;
CHURILOV, A.A., gornyy inzh.; MASHKOVITSEV, I.L., gornyy inzh.;
POSAZHENNIKOVA, N.A., gornyy inzh.

Determining the parameters of a mine in working a series of
thin and medium-thick flast seams. Nauch.soob.Inst.gor.dela
7:6-17 '61. (MIRA 15:1)
(Donets Basin--Mining engineering)

SIN'KO, V.I., kand. ekonom. nauk; MASHKOVTSSEV, I.L., kand. tekhn. nauk;
KHODOS, G.I., inzh.-ekonomist


Replies to the article by M.A. Shvarts "Faults in planning
underground operations." Ugol' 38 no.6:52-54 Je '63.

(MIRA 16:8)

1. Nauchno-issledovatel'skiy institut planirovaniya i normativov
(for Sin'ko, Mashkovtsev). 2. Donetskii nauchno-issledovatel'skiy
ugol'nyy institut (for Khodos).

(Coal mines and mining—Management)

(Shvarts, M.A.)



17

CA

Effect of the proportions of amino acid and sugar on alcohol fermentation. H. P. Prinsley (Tobacco Inst., Trinidad). *Biochimica 18, 329-331(1933)*; cf. C. A. 69, 201g; 66, 2642b. — The max. amt. of H_2O (11.2%), CO_2 and biomass were formed when 1 mol. of glycine and 2 mols of sucrose were heated at 100° for 6 hrs. An aq. tobacco ext. was evapor. to a thick sirup at 40° under reduced pressure, and the residue heated at 100° for 6 hrs. Water and CO_2 were formed. More H_2O was formed from the tobacco ext. and glycine because of the presence of excess sugar in the ext. The reaction of amino acids and sugars (and not oxidation reactions) is regarded as the chief source of H_2O in tobacco before fermentation and during the fermentation process itself. H. Prinsley

195

MASHKOVISEV, M. I.

GREAT BRITAIN

Approximate frequencies of release and content of the information contained in this document are as follows: (1) 1977 (2) 1978 (3) 1979 (4) 1980 (5) 1981 (6) 1982 (7) 1983 (8) 1984 (9) 1985 (10) 1986 (11) 1987 (12) 1988 (13) 1989 (14) 1990 (15) 1991 (16) 1992 (17) 1993 (18) 1994 (19) 1995 (20) 1996 (21) 1997 (22) 1998 (23) 1999 (24) 2000 (25) 2001 (26) 2002 (27) 2003 (28) 2004 (29) 2005 (30) 2006 (31) 2007 (32) 2008 (33) 2009 (34) 2010 (35) 2011 (36) 2012 (37) 2013 (38) 2014 (39) 2015 (40) 2016 (41) 2017 (42) 2018 (43) 2019 (44) 2020 (45) 2021 (46) 2022 (47) 2023 (48) 2024 (49) 2025 (50)

40

ca

11A

*Influence of accompanying hygroscopic substances on the action of enzymes on air-dry substrates. M. F. Moskowitz, G. P. Volynsky, and M. T. Pukhov (Voenno Industrii). *Doklady Akad. Nauk SSSR* 10, 24-6 (1961); cf. *C.A.* 56, 5269. — Amylase does not form sugar from starch (deposited on filter paper) at 67 and 75% relative humidity. But if the starch contains a little glycerol as hygroscopic substance, saccharification takes place at 60% relative humidity. A similar effect is shown in the presence of NaCl and CaCl₂. Most of the dry-plant products, including tobacco, contain water-sol. substances which attract moisture. The min. relative humidity at which a given enzyme ceases its action will depend also on the presence in the porous material of water-sol. substances. H. Priestley*

115

Organic Chemistry

CA

Influence of the amount of water on the course of the reaction between amino acids and reducing sugars. M. F. Makhovtsev (Tchuvno Inst., Krasnodar). *Doklady Akad. Nauk SSSR* 1961, 161, 211-212 (1961); cf. *C.A.B.* 56, 3843d. — Melanoid formation between glucose and glycine is retarded by an increase in the water content. H. Priestley

110

CA

The ability of the cells of the upper part of the tobacco plant (*Nicotiana glauca*) to synthesize nicotine M. F. Mashkovtsev and A. A. Sirotenko (All-Union Tobacco Institute) *Doklady Akad. Nauk S.S.S.R.* 70, 187 (1951). Expts. with tobacco-tomato plant grafts definitely show that the production of nicotine is not characteristic of root cells alone and the alkaloid can be produced by any cell. In normal state only some 0.04% of it is formed by the upper part of the plant. In tobacco growing on tomato plant roots the alkaloid is coded largely in the young leaves, in contrast to the normal plant. G. M. Kosolapoff.

MASHKOVTSKY M.F.

USSR/Biology - Plant physiology

Card 1/1 Feb. 22 - 13/68

Authors : Mashkovtsky, M. F.; Tsapkova, N. A.; and Moiseeva, N. E.

Title : Destruction of nicotine by the tobacco plant cells during autolysis and hunger metabolism

Published : Bot. Zh. 53(3), 491-494, Sep 21, 1958

Summary : The role of nicotine in the life of a tobacco plant, is explained. The destruction of the nicotine by the tobacco plant cells during autolysis and hunger metabolism and its effect on the growth of tobacco leaf, are discussed. Eight references: 7-USSR and 1-German (1926-1949). Tables.

Institution : The A. I. Nikoyan All-Union Scientific Research Tobacco Institute, Krasnodar

Researcher : Leonidias A. I. Kuznetsov, June 21, 1958

МАШИНСКОЕ

АСТАХОВ, Петр Георгиевич, кандидат сел'скохозяйственных наук; СМЕРНОВ, А.П., кандидат биологических наук, рецензент; ИЛИН, Г.С., рецензент; МАШКОВЦЕВ, М.Ф., кандидат технических наук, спец-редактор; ФРИТКИНА, Л.А., редактор; ГИРЬШЕВА, Ye.A., технический редактор

[Development of varieties and the fermentation of tobacco] Sortovedenie i fermentatsia tabaka. Moskva, Pishchepromizdat, 1956. 395 p.
(Tobacco) (MIRA 10:3)

MAASHKOYTSEV M.F.

[Faded, illegible text block]

WASHKOVTSHEV, M.F.; KORZHINA, A.N.

**Effect of nitrogen nutrition on the accumulation of nicotine in
tobacco plants. Agrobiologiya no.6:84-92 N-D '58. (MIRA 12:1)**

**1. Vsesoyuznyy nauchno-issledovatel'skiy institut tabaka i makhorki, g.
Krasnodar.**

**(Plants, Effect of nitrogen on)
(Tobacco) (Nicotine)**

80159
S/108/60/015/04/01/007
B014/B014

9.1300

AUTHORS: Mashkovtsev, B. M., Bensman, L. Z., Khokhrev, A. A.

TITLE: A Broadband Waveguide Directional Coupler

PERIODICAL: Radiotekhnika, 1960, Vol. 15, No. 4, pp. 8 - 17

TEXT: In the article under review, the authors study the demands made on a directional coupler which warrants the necessary accuracy for measuring the reflection coefficient when incident waves and reflected waves are indicated separately. A method of calculation is suggested, and experimental results are given. First, the demands made on the parameters of the directional coupler are studied. The approximate formula (4) for the load reflection coefficient is developed, and formula (5) is given for the weakening of the directional coupler, and formula (6) is written down for the directivity of the coupler. In the following, the authors discuss the sources of error in measuring the load reflection coefficient:

1) errors which are due to reflection produced by the load of the auxiliary line;
2) errors due to the finite directivity of the directional coupler; 3) errors due to the unequal character of measurement of the transient weakening in the wave range. In the following, the directional coupler is regarded as being composed of

Card 1/3

A Broadband Waveguide Directional Coupler

80159
S/108/60/015/04/01/007
B014/B014

two parallel rectangular waveguides. The coupling between these "waveguides" is brought about by two spaced slits which are arranged in T-shape (Fig. 3). The calculation of T-shaped slit coupling elements is discussed in detail, in which connection formulas (15) are developed for the two transmission coefficients. The transient weakening of these coupling elements is calculated from (19), while formula (20) is given for the directivity of the coupler. Next, the authors give a detailed description of a system consisting of N equal coupling elements which are arranged along the waveguide. It is noted that calculation of the transient weakening in second approximation from formula (29) is sufficient for practical purposes. Formula (30) is used to calculate the directivity of a multielement directional coupler, and formula (31) is given for the spacing of the coupling elements. Within a certain range it is thus possible to obtain perfect directivity at some points. Some points depend on the choice of coupling elements, and others on their spacing. The transient weakening and the directivity of the directional coupler were measured by the standard method of substitution. The power at an indicator was kept on the same level by means of a high-precision attenuator. The directivity of the coupler could be measured without using a special method. B. F. Yemelin and the mathematician P. L. Chebyshev are mentioned in this article. There are 8 figures and 5 Soviet references. ✓

Card 2/3

A Broadband Waveguide Directional Coupler

80159

S/108/60/015/04/01/007
B014/B014

SUBMITTED: September 5, 1958 (initially) and July 28, 1959 (after revision)

X

Card 3/3

MASHKOVTSSEV, M.F.; SIROTENKO, A.A.

Colorimetric method for determining the amount of nornicotine in the presence of nicotine and anabasine. Izv. vys. ucheb. zav.; pishch. tekhn. no.5:156-166 '61. (MIRA 15:1)

1. Vsesoyuznyy nauchno-issledovatel'skiy institut tabaka i makhorki.
(Tobacco--Analysis and chemistry) (Nornicotine)

MASHKOVTSSEV, R. A.

"Investigation of the Wear of Grooves in Rollers." Cand Tech Sci, Dnepropetrovsk Metallurgical Inst imeni I. V. Stalin, Chair of Pressure Processing of Metals, Min Culture USSR, Dnepropetrovsk, 1953.
(KL, No 2, Jan 55)

Survey of Scientific and Technical Dissertations Defended at USSR Higher Educational Institutions (12)
SO: Sum. No. 556, 24 Jun 55

CHEKMAREV, Aleksandr Petrovich; MASHKOVTSSEV, Rostislav Arkad'yevich,
kandidat tekhnicheskikh nauk; NIKOLAYEVSKIY, Yu.I., redaktor;
SIBENKO, S.M., redaktor; ANDREYEV, S.P., tekhnicheskiy redak-
tor

[The wear of rollers] Isnos prokatnykh valkov. Khar'kov, Gos.
nauchno-tekhn. izd-vo lit-ry po chernoi i tsvetnoi metallurgii,
1955. 146 p. (MLRA 9:4)

1. Deystvitel'nyy chlen AN USSR (for Chekmarev)
(Rolling mills)

MASHKOVTSSEV, R.A.; KARPUNIN, A.M.; Prinsipal uchastiye SABUTSKIY, I.M.

Metal deformation in girder grooves. Izv. vys. uchet. zav.; chern.
met. 4 no.8:89-99 '61. (MIRA 14:9)

1. Dnepropetrovskiy metallurgicheskiy institut i Metallurgicheskiy
zavod im. Dzerzhinskogo.
(Rolling (Metalwork)) (Deformations (Mechanics))

MASHKOTSEV, E. A., kand. tekhn. nauk

New methods of investigating metal deformations in shaped
grooves. Nauch. trudy DMI no.48:275-283 '62. (MIRA 15:10)

(Rolling(Metalwork))
(Deformations(Mechanics))

MASHKOVTSYEV, R. A., kand. tekhn. nauk

High and transverse metal deformations in beam passes. Nauch.
trudy BMI no. 48:284-291 '62. (MIRA 15:10)

(Rolling(Metalwork))
(Deformations(Mechanics))

CHEKMAREV, A.P., akademik; MASHKOVTSSEV, R.A., kand.tekhn.nauk; SHLOMCHAK,
G.G.

Power parameters in rolling lightweight sections. Met. i gornorud.
prom. no. 2:33-34 Mr-Ap '64. (MIRA 17:9)

1. Akademiya nauk Ukrainskoy SSR (for Chekmarev).

CHEKMAREV, Aleksandr Petrovich; GUNIN, Ivan Vasil'yevich;
MASHKOVTSEV, Rostislav Arkad'yevich; FILIPPOV, Igor'
Nikolayevich; GOLUBCHIK, R.M., red.

[Production of lightweight rolled sections] Proizvod-
stvo oblegchennykh profilei prokata. [By] A.P. Chekmarev i
dr. Moskva, Metallurgiya, 1965. 423 p.

(MIRA 18:5)

MASHKOVTSYEV, R.A.; SHLOMCHAK, G.G.; ROMANCHENKO, V.L.

Longer lasting grooves. Metallurg 10 no.4:29-30 Ap '65. (MIRA 18:7)

1. Dnepropetrovskiy metallurgicheskiy institut.

MASHKOVTSYEV, V.F.; TSEPKOVA, N.A.; MOISEYEVA, M.Ye.

Destruction of nicotine by tobacco plants autolysis and deficiency metabolism. Dokl.AN SSSR 98 no.3:491-494 S '54. (MLBA 7:12)

1. Vsesoyuznyy nauchno-issledovatel'skiy institut tabaka i makhorki im. A.I.Mikayana, Krasnodar.

(PLANTS,

tobacco, nicotine destruction)

(NICOTINE, metabolism,

tobacco plant, destruction)

USSR/Electronics

FD-2230

Card 1/1 Pub 90-10/12

Author : *Mashkovtsev, Yu. P.

Title : Amplitude-frequency and phase characteristics of wide-band amplifiers

Periodical : Radiotekhnika, 10, 68-71, Mar 1955

Abstract : The article warns the readers of the fallacy of several formulas presented in chapter 26 of A. A. Kolosov's text book "Rezonansnyye sistemy i rezonansnyye usiliteli" (Resonant Systems and Resonant Amplifiers). Correct formulas for calculating frequency and phase characteristics of a wide-band resonant amplifier are derived and explained. Graphs.

Institution: *Active member of the All-Union Scientific and Technical Society of Radio Engineering and Electric Communications imeni A. S. Popov, Moscow

Submitted : 18 Sep 1954

Mashkovtsev, Yu. [P.]

USSR/Radiophysics - Radio-wave Reception, I-7

Abst Journal: Referat Zhur - Fizika, No 12, 1956, 35340

Author: Mashkovtsev, Yu.

Institution: None

Title: Continuous Regulation of Transformation Coefficient

Original
Periodical: Radio, 1956, No 4, 44

Abstract: It is possible to connect the tuned circuit in an autotransformer circuit by dividing the inductance coil into 2 sections with respect to the coefficient of transformation. The coefficient of transformation of such a connection can be changed by moving a copper ring, placed on the core between sections. The resonant frequency of the tuned circuit remains nearly constant thereby.

Card 1/1

MASHKOVTSSEV, YU. P.

MASHKOVTSSEV, IU. Smooth regulation of the coefficient of transformation. p. 28.
Vol. 5, no. 8, 1956 ELEKTROENERGIJA. Sofia, Bulgaria

SOURCE: East European Accessions List (EEAL) Vol 6, No. 4--April 1957

MASHLADZE. R I

AEDINOV, M.A.; YES'MAN, B.I.; MASHLADZE, R.I.

Determining structural viscosity of normal drilling mud solutions
with standard field viscosimeters (SPV-5). Inv. AN Azerb. SSR no.8:
23-29 Ag '57. (MLRA 10s9)
(Oil well drilling fluids) (Viscosity)

BAZHENOVA, K.M., kand.med.nauk; GARVIN, L.I., dotsent; KALASHNIKOV, B.P.,
prof.; KARASIK, V.M., prof.; K'YANDSKIY, A.A., prof.; KRISHOVA, N.A.,
prof.; LOPOTKO, I.A., prof.; MASHLAKOVA, P.V., vrach; MESSER', M.A.,
kand.med.nauk; PUNIN, B.V., prof.; ROZHDESTVENSKIY, V.I., doktor med.
nauk; ROMANOVSKAYA, V.K., vrach; SOSNYAKOV, N.G., prof.; TUR, A.F.,
prof.; TUSHINSKIY, M.D., prof.; FILIPCHENKO, Ye.M., kand.med.nauk;
KHROMOV, B.M., prof.; TSURINOVA, Ye.G., doktor med.nauk; SHRAYBER, M.G.,
prof.; POLIKARPOV, S.N., dotsent; UDIERMAN, Sh.I., dotsent, red.;
SHEVCHENKO, F.Ya., tekhn.red.

[Physician's handbook on first aid and emergency care] Spravochnik
vracha skoroi i neotlozhnoi pomoshchi. Leningrad, Gos.izd-vo med.
lit-ry Medgiz, Leningr.otd-nie, 1960. 230 p. (MIRA 13:8)
(MEDICINE--HANDBOOKS, MANUALS, ETC.)

3/123/59/000/006/005/025
A005/A001

Translation from: Referativnyy zhurnal, Mashinostroyeniye, 1959, No. 6, p. 59,
20500

AUTHORS: Mashlin, A. Ya., Rafalovich, P. M.

TITLE: The Development in Production of Centrifugal Compressor Engines and Turbines in the Nevskiy mashinostroitel'nyy zavod imeni V. I. Lenina (Nevskiy Machine Works imeni V. I. Lenin)

PERIODICAL: Tr. Nevsk. mashinostroit. z-da, 1958, No. 3, pp. 5-23

TEXT: The production⁴ of compressors³ is concentrated in the work in an individual shop subdivided into several specialized sections of: housing, rotors, reducers, assembly, and control-testing. The shop is equipped with 7 vertical lathes, balancing machines, boring machines, and others, which are equipped with various accessories and special tools. The turbine production was developed simultaneously. As a result of the unification performed, the total series of steam turbines of 4,000 - 6,000-kw power (condensation, thermofication, driving turbines, and turbines with industrial bleeding-off steam) have up to 70% of the common units. A separate turbine shop was organized with sections of machining

Card 1/2

S/123/59/000/006/005/025
 A005/A001

The Development in Production of Centrifugal Compressor Engines and Turbines in the Nevskiy mashinostroitel'nyy zavod imeni V. I. Lenina (Nevskiy Machine Works imeni V. I. Lenin)

and assembling the control units and steam distribution units, condenser production, and others; these sections are equipped with profiling lathes for discs, balancing machines for rotors, equipment for heat testing the shafts, stands for checking and testing turbines, and others. The introduction of advanced technology reduced the labor-consumption by 50 - 60%. The same shop produces gas turbines with blades of fire-proof steels. The specialized shops and sections are organized according to the technologic principle. The following new processes were introduced: finishing pass with broad cutting tools for processing the planes of horizontal joints, boring according to radial and axial braces, application of mechanized boring bars for boring closed structures. Guides, special patterns, and copying units at the machines for producing blade diffusers and diaphragms of compressor engines, special accessories for welding the diaphragms of high-pressure turbines, and the molding of diaphragms by models with metallic ribs are widely applied. The wheels and rotors are mounted on a stand in the vertical position; when wheels are fitted on, the end of the shaft is cooled down in liquid nitrogen. There are 22 figures.

B. I. M.

Translator's note: This is the full translation of the original Russian abstract.

Card 2/2

MASHLOVSKIY, SH. D., FASTOVSKAYA, E. I., CHURNOSOVA, A. A., SERGIYEV, P. G.
STAVROSYAY, V. I., LYSENKO, A. L., BRAUSE, M. B., GLADIKH, V. F.,
SHUKOVA, T. A., GAZODOVA, G. YE., ZAL'NOVA, N. S.

"Quinocide and the prospects of acceleration of the malaria
eradication rate in the USSR."

report submitted at the 13th All-Union Congress of Hygienists, Epidemiologists
and Infectionists, 1959.

CHELPAKOVA, L.F.; NEMIROVSKIY, V.D.; MASHLYAKOVSKIY, L.N.

Addition of hydrogen bromide to certain acetylenic ketones. Izv.
vys.ucheb.zav.; khim.i khim.tekh. 7 no.6:945-947 '64. (MIRA 18:5)

1. Leningradskiy tekhnologicheskii institut imeni Lensoвета,
kafedra organicheskoy khimii.

1965-66 171(2)/187(1) III

SOVIET CODE: 08/0079/63/035/009/1977/1506

ACC. NO. 171(2)/187(1)

Author: Mal'tseva, L. B.; Izot, B. I.

37

Inst. Engng Technological Institute in Leningrad (Leningradskiy Tekhnologicheskii Institut)

TITLE: Substituted phosphinic acids with their derivatives. I. Synthesis of chlorides of phosphinic acids with diene and acetylenic radicals

SOVIET: Zhurnal Obshchei Khimii, v. 35, no. 9, 1965, 1977-1984

TOPIC TERMS: phosphinic acid, organic synthetic process, tertiary amine, proton resonance, phosphorus chloride, ester, chloride, IR spectrum

ABSTRACT: Chlorides of phosphinic acids with dienic radicals were synthesized by acetylenation of chlorides of the corresponding chloroalkenylphosphinic acids with triethylamine. The corresponding chloroalkenylphosphinic acids were produced from the diene hydrocarbons and PCl₅. The chloride of 2-methyl-4-chloro-2-butene-1-thiol was produced analogously to the corresponding diene hydrocarbon. Chlorides of phosphinic acids with acetylenic and other radicals were produced by reaction of esters of the corresponding phosphinic acids with PCl₅. The new compounds include the chloride ester of isomer 3-oxo-1-phosphinic-1 acid, produced for one of the products by an internal rearrangement of isomer 2 phosphite with bromine.

UDC 57.024.04.05

25589-66

ACC NO: 87601690

The infrared spectra and proton magnetic resonance spectra of the
monomers and dimers are cited. The authors thank A. A. Baklanov and I. S.
Mikhailov for their interest in this work. The authors also thank I. G. Shvach for
taking the infrared spectra and V. E. Likhov and E. V. Farkhin for taking the
proton magnetic resonance spectra. UFG: 24. last 3 figures in 1 table. [79]

REV: 07 / CORR: 200004 / CORR REF: 013 / CORR REF: 002

cont 2/2

SIMANOVSKIY, A.L.; MASHLYATIN, M.N.

Improving the preparation of freight cars for loading. Zhel.dor.transp.
46 no.11:76-77 N '64. (MIRA 18:1)

1. Glavnyy inzh. sluzhby vagonnogo khozyaystva Kuybyshevskoy dorogi
(for Simanovskiy). 2. Zamestitel' nachal'nika sluzhby vagonnogo
khozyaystva Kuybyshevskoy dorogi (for Mashlyatin).

MASHLYAKOVSKIY, L.N.; IONIN, B.I.

Unsaturated phosphinic acids and their derivatives. Part 1:
Synthesis of phosphinic acid chlorides with diene and acetylene
radicals. Zhur. ob. khim. 35 no.9:1577-1584 S '65.

1. Leningradskiy tekhnologicheskii institut imeni Leningra.
(MIRA 18:10)

L 40897-66 EWI(m)/EM (v)/I/IMP(j) IJP(c) RM/CP
ACC NR: AP6025622 SOURCE CODE: UR/04.13/66/000/013/0077/0077 44

AUTHORS: Mashlyakovskiy, L. N.; Ionin, B. I.; Okhrimenko, I. S.; Petrov, A. A. B

ORG: none

TITLE: ¹Preparative method for phosphorus-containing polyesters. Class 39, No. 183385 /announced by Leningrad Technological Institute imeni Lensovet (Leningradskiy tekhnologicheskii institut)/

SOURCE: Isobreteniya, promyshlennyye obraztsy, tovarnyye znaki, no. 13, 1966, 77

TOPIC TAGS: phosphorus, polyester, polycondensation, phosphonic acid, glycol

ABSTRACT: This Author Certificate presents a method for preparing phosphorus-containing polyesters by polycondensation of alkylphosphonic chlorides with aliphatic or aromatic glycols. To broaden the assortment of phosphorus-containing polymers having high fire resistance and good adhesion to metals, chlorides with 1,3-diene groups at the phosphorus atom, e.g., (2-methyl-1,3-butadienyl)phosphonic chloride, are used as the alkylphosphonic chlorides. [04]

SUB CODE: 07/ SUBM DATE: 22Apr65 / ATD PRESS: 5159

UDC: 678.674
678.85

Card 1/1 MLP

MASHLYAYEVA, M.A., kand.sel'skokhozyaystvennykh nauk, Moskva.

Consultation. Biol. v shkole no.3:49 My-Je '63. (MIRA 16:10)

ACC NR: AT6022356

SOURCE CODE: UR/0000/66/000/000/0031/0036

AUTHOR: Mashlykin, V. G.

ORG: none

TITLE: Approximation of volt ampere characteristics of semiconductor devices with p-n-p-n structure

SOURCE: Vsesoyuznaya nauchnaya sessiya, posvyashchennaya Dnyu radio. 22d, 1966. Sektsiya poluprovodnikovyykh priborov. Doklady. Moscow, 1966, 31-36

TOPIC TAGS: volt ampere characteristic, characteristic equation, ~~p-n-p-n~~ semiconductor device

ABSTRACT: The volt-ampere characteristics for p-n-p-n semiconductor devices such as diodes and thyristors are approximated with high order polynomials. A large number of experimental points is required for the above process and the calculations are performed on a computer. An approximation method that reduces the order of above polynomials is obtained by using Chebyshev polynomials. An exponentially-logarithmic approximation is obtained that is simple in form and introduces a relatively low error; it requires uniform approximations for only three points of the real characteristics. The described methods were used for approximating the volt-ampere characteristics of D228V diodes. The calculated RMS error of the polynomial was 6.8% for currents between 0 and 0.495mA; the error for the exponentially-logarithmic method did not exceed

Card 1/2

ACC NR: AT6022356

20% for the entire range of current. Orig. art. has: 9 formulas, 1 table, 1 figure.

SUB CODE: 09/ SUBM DATE: 05Apr66/ ORIG REF: 004

Card 2/2

L 26370-66 EWP(j)/EWT(m)/T RM/JD
ACC NR: AP6011197

SOURCE CODE: UR/0413/66/000/006/0028/0028

INVENTOR: Batog, A. Ye.; Maghnenko, O. M.; Romantsevich, M. K.

25
B

ORG: none

TITLE: A method for producing peroxide compounds containing silicon. Class 12,
No. 179770 [announced by Ukrainian Scientific Research Institute of Plastics (Ukrain-
skiy nauchno-issledovatel'skiy institut plastmass)]

SOURCE: Izobreteniya, promyshlennyye obraztsy, tovarnyye znaki, no. 6, 1966, 28

TOPIC TAGS: silicon plastic, peroxide, halogenated organic compound, silane

ABSTRACT: This Author's Certificate introduces a method for producing peroxide com-
pounds containing silicon in which the peroxide group is not directly linked to the
silicon atom. Alkyl(aryl)peroxyalcohols are interacted with organic silane halides in
the presence of a base in an inert solvent, e. g. hexane, at a temperature of -20 to
+40°C.

SUB CODE: 07,11/ SUBM DATE: 30Nov64/ ORIG REF: 000/ OTH REF: 000

UDC: 547.419.5-39.07

Card 1/1

MASHNEV, M.M., kandidat tekhnicheskikh nauk (Leningrad)

Hardening locomotive links with high frequency currents. Zhel.
dor. transp. 37 no. 2: 74-75 F '56. (MLRA 9:5)

(Metals--Hardening) (Locomotives)

MASHNEV, M.M.

137-58-5-10038

Translation from: Referativnyy zhurnal, Metallurgiya, 1958, Nr 5, p 165 (USSR)

AUTHOR: Mashnev, M.M.

TITLE: High-frequency Hardening (Zakalka tokami vysokoy chastoty)

PERIODICAL: Elektr. i teplovozn. tyaga, 1957, Nr 9, pp 18-20

ABSTRACT: HF current is coming into ever wider use to harden rolling-stock details to improve the strength and wear resistance of parts exposed to rubbing contact. It is recommended that the inside diameter of the inductor used to harden (H) cylindrical articles be 4 mm larger than the outside diameter of the part (P) being heated. The depth to which rubbing P of many machines subject to wear are H should in most cases be $\geq 1.5-2$ mm. In the case of P subject to crushing, penetrating loads, etc., the depth of the H zone is usually set at $> 4-5$ mm. An equation is suggested for determination of the required H depth of rubbing P: $v = KI + 0.5$, where v is the required H layer depth, in mm; I is the maximum permissible wear of rubbing parts determined by locomotive repair rules, in mm; K is the H depth factor, depending upon the conditions of operation and the P repair technique (0.7-1.3 is taken for locomotive P). A table of current

Card 1/2

137-58-5-10038

High-frequency Hardening (cont.)

frequencies and generator models is presented. It is established that H of teeth limited to the working portion of the profile only results in the appearance of microscopic cracks in the transition zone. Rational procedures for the H of locomotive P by HF current should be developed in the following sequence: 1) determine the dimensions of the working surfaces subject to H and the boundaries between the portion of the P subject to hardening and the remainder; 2) determine H depth and the hardness of the upper layers of the surface of the P; 3) select the H method and the type of generator, in terms of frequency and power; 4) develop and make the necessary fixtures for mounting, heating, and H of the P; 5) run a test H of the P and, on the basis of metallographic investigation and the technical specifications, select the most desirable H regime; 6) compile a flow chart for heat treating the P with indication of the H regime and the technical inspection operations. The costs of HF H of P are $\sim 85-88\%$ lower than when carburizing is employed. The heat-treatment cycle of a P with HF is ≤ 3 hours as against 25-30 hrs with carburization; it is only a few minutes or seconds in the H of some locomotive P. In addition, induction heating improves the quality of the heat treatment and, as a result, increases the length of locomotive mileage between overhauls and also markedly improves the working conditions for the personnel.

1. Metals--Hardening 2. High frequency heating--Applications F. N.
Card 2/2 3. High frequency heating--Equipment

MASHNEV, M.M., kandidat tekhnicheskikh nauk.

Using high-frequency current on the railroads. Zheldor.transp. 39
no.2:45-48 P '57. (MLRA 10:3)
(Metals--Heat treatment)


AVERKIYEV, V.G.; MASHNEV, M.M., kand.tekhn.nauk

Over-all mechanisation and automatization of rolling stock
repair. Zhel.dor.transp. 42 no.5:71-74 Ny '60. (NIRA 13:9)

1. Zamestitel' nachal'nika Oktyabr'skoy zheleznoy dorogi.
g. Leningrad.
(Automatic control) (Railroads--Repair shops)

MASHNEV, M.M., kand.tekhn.nauk, dotsent; MUSAYEV, S.T., aspirant

Lengthening the service life of the tires and rims of rolling stock
wheel sets by their hardening with induction heating. Sbor.trud.
LIIZHT no.197:87-103 '62. (MIRA 16:8)
(Steel--Hardening) (Car wheels)



MASHNEV, M.M.; KRASKOVSKIY, Ye.Ya.; LEBEDEV, P.A.; ROMADIN, I.S.;
VLADIMIROV, V.M., red.; FUPAYEVA, G.I., red.isd-va;
BARANOV, Yu.V., tekhn. red.

[Theory of mechanisms and machines and machine parts] Teo-
riia mekhanizmov i mashin i detali mashin. Vladimir, Rosvus-
isdat, 1963. 446 p. (MIRA 16:11)
(Machinery--Design and construction)
(Mechanisms--Design and construction)

MASHNEV, M.M., kand. tekhn. nauk (Leningrad)

Lengthening of the service life of the wheels of the rolling stock.
Zhel. dor. transp. 46 No.8:78-79 Ag '64.

(MIRA 17:11)

MASHNEV, M.M.; KRASKOVSKIY, Ye.Ya.; KHOTIN, B.M.; GUSEV, L.M.,
kand. ekhn. nauk, dots., retsenzent

[Theory and design of instrument mechanisms, computing
devices, and machines] Teoriia i proektirovanie mekha-
nizmov priborov, schetno-reshaiushchikh ustroistv i ma-
shin. Moskva, Mashinostroenie, 1965. 475 p.
(MIRA 18:7)

MASHNEVA, N. I.

Sanitary characteristics of the contact clarifier in purifying
Kova water. Zhil.-kon. khos. 7 no.3:20-22 '57. (MLRA 10:4)

1. Nauchnyy sotrudnik Leningradskogo nauchno-issledovatel'skogo
sanitarno-gigiyenicheskogo instituta.
(Leningrad--Water--Purification)

**GORODISHCHER, Z.Ya., starshiy nauchnyy sotrudnik; MASHNEVA, N.I.,
nauchnyy sotrudnik**

**Deactivation of drinking water containing radioactive phosphorus
by contact coagulation. Gig. i san. 25 no.7:56-60 J1 '60.
(MIRA 14:5)**

**1. Is Instituta radiatsionnoy gigiyeny Ministerstva zdavookh-
reneniya RSFSR.**

(WATER—PURIFICATION) (PHOSPHORUS—ISOTOPES)

GORODISHOHER, Z.Ya.; MASHNEVA, N.I.

Deactivation of potable water containing P^{32} and Sr^{89} by means
of a contact coagulation method. Med. rad. 6 no.2:52-56 '61.

(MIRA 14:3)

(RADIOACTIVE FALLOUT)
(PHOSPHORUS—ISOTOPES)

(WATER—PURIFICATION)
(STRONTIUM—ISOTOPES)

VAYSBERG, Issak Yefimovich, kand.tekhn.nauk; MASHNIKOV, Ya.I., retsenzent;
ZAYTSEVA, T.M., red.; PLEMYANNIKOV, N.F., red.; MEDVEDEV, L.Ya.,
tekhn.red.

[Sole leather manufacture] Proisvodstvo kozhi dlia nisa obuvi.
Moskva, Gos.nauchno-tekhn.isd-vo lit-ry po legkoi promyshl., 1959.
192 p. (MIRA 13:4)

(Leather)

ACC NR: AP7000365

SOURCE CODE: UR/0413/66/000/022/0140/0140

INVENTOR: Mashnikov, Yu. I.; Lebedev, O. N.; Treskov, V. V.; Rozenberg, M. M.;
Bakulin, A. I.; Boyko, I. I.; Krupenya, B. I.

ORG: None

TITLE: A mechanism for forced impact destruction of a diaphragm. Class 47, No.
188810

SOURCE: Izobreteniya, promyshlennyye obraztsy, tovarnyye znaki, no. 22, 1966, 140

TOPIC TAGS: pneumatic device, gas pressure

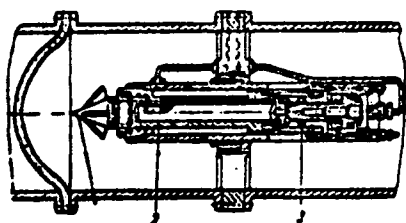
ABSTRACT: This Author's Certificate introduces a mechanism for forced impact destruction of a diaphragm. The unit consists of a striker and a ball catch which holds the striker in the cocked position. The kinetic energy of the striker is increased by rigid connection to a piston which uses gas pressure to move the striker after the ball catch is released.

Card 1/2

UDC: 621.646.824:621.646.38

0980 3680

ACC NR: AP7000365



1--striker; 2--piston; 3--ball catch

SUB CODE: 13/ SUBM DATE: 01Feb65

Card 2/2

MASHNINA, T. I.

MASHNINA, T.I.

Influence of extended tapping of pine trees on the propagation of
pests. *Udrolis. i lesokhin. prom.* 10 no.6:15-17 '57. (MIRA 10:12)

1. Belorusskiy nauchno-issledovatel'skiy institut lesnogo khozyaystva.
(Tree tapping) (Pine--Diseases and pests)

VUKOLOV, Ye.A.; EBOVSKIY, A.S.; IORDANOV, Z.A.; MALYSHEV, V.I.;
NASHITENKIY, A.A.; KLYASHCHENIY, L.A.; RAYK, A.B.; FURCHENIY, S.M.

Extraction of electrocerium from bauxite agglomerate. From. energ.
15 no.10,16-18 0 '66. (NIRA 13:11)
(Bauxite) (Ceranium)

FRANTSEVICH, I.N.; GNESIN, G.G.; SEMENOV, Yu.N.; BORODULIN, P.Ya.;
ANTIPIN, L.N.; VAZHENIN, S.P.; MAKSIMENKO, V.M.; MASHNITSKIY, A.A.

Lining material for aluminum electrolytic cells. Tsvet. met.
38 no.6:49-54 Je '65. (MIRA 18:10)

MASHONIN, P. A.

Dopuski i posadki. Tablitsy predel'nykh otklonenii valov i otverstii.
Moskva, Mashgiz, 1946. 29 p.

Tolerances and fits. Tables of deviation limits for shafts and holes.

SO: Manufacturing and Mechanical Engineering in the Soviet Union, Library
of Congress, 1953.

MASHONKIN, N.P.; KRYLOV, V., red.

[Problems of the construction of motor-vehicle roads for
lumber transportation] Voprosy stroitel'stva avtomobil'-
nykh lesovoznykh dorog. Syktyvkar, TSentr. biuro tekhn.
informatsii, 1962. 37 p. (MIRA 17:8)

1. Russia (1917- R.S.F.S.S.) Komi ekonomicheskii admini-
strativnyy rayon. Sovet narodnogo khozyaystva.

MASHONKIN, N.P.; KRYLOV, V., red.

[Problems of the construction of motor-vehicle roads for
lumber transportation] Voprosy stroitel'stva avtomobil'-
nykh lesovoznykh dorog. Syktyvkar, TSentr. biuro tekhn.
informatsii, 1962. 37 p. (MIRA 17:8)

1. Russia (1917- R.S.F.S.R.) Komi ekonomicheskii admini-
strativnyy rayon. Sovet narodnogo khozyaystva.

MASHONIN, P. A.

BRAVICHEN, V.A., kandidat tekhnicheskikh nauk, dotsent; BRODOVICH, N.V., kandidat tekhnicheskikh nauk; VLASOV, V.I., kandidat tekhnicheskikh nauk, retsensent, redaktor; YEGORNOV, A.N., professor, retsensent, redaktor; ZOBNIN, N.P., doktor tekhnicheskikh nauk, professor; IVANNIKOV, D.G., kandidat tekhnicheskikh nauk, dotsent; KIRKIN, V.G., doktor tekhnicheskikh nauk, professor; KOTOV, O.K., kandidat tekhnicheskikh nauk; MARIYENBAKH, L.M., doktor tekhnicheskikh nauk, professor; MASHONIN, P.A., inshener, NUBINSHEPYN, S.A., inshener, RUDOY, M.L., inshener, YUDIN, D.L., kandidat tekhnicheskikh nauk, dotsent, redaktor; PEROV, N.I., inshener, retsensent; SIDOROV, S.I., inshener, retsensent; SOKOLOV, I.G., kandidat tekhnicheskikh nauk, retsensent; BERNSTOVA, Ye.I., inshener, retsensent; DONOKHIN, P.N., kandidat tekhnicheskikh nauk, retsensent; HUSTIN, S.L., kandidat tekhnicheskikh nauk, dotsent, redaktor; LARIN, M.N., laureat Stalinskoy premii, professor, doktor tekhnicheskikh nauk, retsensent; SOKOLOV, A.V., inshener, retsensent; GRUDOV, P.P., laureat Stalinskoy premii, dotsent, kandidat tekhnicheskikh nauk, retsensent; DONNER, L.L., inshener, retsensent; ZOBNIN, professor, doktor tekhnicheskikh nauk, retsensent; BELAVENTSEV, N.V., inshener, retsensent; SYCHIN, B.P., dotsent, retsensent; SHKOL'NIK, L.M., kandidat tekhnicheskikh nauk, retsensent; LORANOV, D.V., kandidat tekhnicheskikh nauk, dotsent, retsensent, redaktor; MASHONIN, P.A., inshener, retsensent, redaktor; OBUKHOV, A.V., inshener, redaktor; BELITSKIY, D.G., kandidat tekhnicheskikh nauk, dotsent, redaktor; ODING, I.A., redaktor; LEVITSKIY, kandidat tekhnicheskikh nauk, dotsent, redaktor; YUDSON, D.M., tekhnicheskiiy redaktor

(Continued on next card)

BRAVICHIV, V.A., kandidat tekhnicheskikh nauk, dotsent; & others (Card 2)

[Railroad man's technical manual] Tekhnicheskii spravochnik shelesnodorozhnika. Red.kollegiia: V.I. Vlasov. A.E.Kgornov, N.P. Zobnin, B.F.Rudoi (Glav.red.) A.V.Sokolov. Moskva, Gos.transportnoe shel-dor.isd-vo. Vol. 12 [Processing metals at railroad transport enterprises] Obrabotka metallov na predpriatiakh shelesnodorozhnogo transporta. Otvet.red. N.P.Zobnin. 1954. 671 p.(MLRA 8:11)

**1. Chlen-korrespondent, Aⁿ SSSR (for Oding)
(Mechanical engineering)**

KONYUKHOV, N.; MASHORIN, B., master proizvodstvennogo obucheniya; LOSHKIN, G.

News from schools. Prof.-tekh. obr. 20 no.6:32 Je '63.

(MIRA 16:7)

1. Pomochnik direktora po kul'turno-vospitatel'noy rabote,
tehnicheskoye uchilishche No.2, Kuybyshev (for Loshkin).

(No subject headings)

MASHCHIN, A.

The plant committee decrees: "Dismissal not approved." Sov.
prezhiyuy 18 no.23a10 D '62. (MIRA 15:12)

1. Predsedatel' komiteta profsoyusa Karagandinskogo zavoda ugol'nogo
mashinostroyeniya imeni Parkhomenko.
(Karaganda—Employees, Dismissal of) (Karaganda—Trade unions)

MASHOVETS, D. V.

On the question of the structure of the conduction zone of indium
arsenide. L. L. Korobilt, D. V. Mashovets, S. S. Shalyt.

Report presented at the 3rd National Conference on Semiconductor Compounds,
Kishinev, 16-21 Sept 1963

KORENBLIT, L.L.; MASHOVETS, D.V.; SHALIT, S.S.

Structure of the conduction band and the electron scattering mechanism in indium arsenide. Fiz. tver. tela 6 no.2:559-575 P '64.
(MIRA 17:2)

1. Institut voluprovodnikov AN SSSR, Leningrad.

APPROVED FOR RELEASE: 07/12/2001
ACCESSION: AP5000366 6/30/86/041/005/20/7/2009

AUTHORS: Mashovets, D. V.; Parkan'yev, R. V.; Shaly'te, S. S.

TITLE: New data on magnetophonon oscillations of the longitudinal magnetoresistance of n-InSb

SOURCE: Zhurnal eksperimental'noy i teoreticheskoy fiziki, v. 47, no. 5, 1964, 2007-2009

TOPIC TAGS: galvanomagnetic effects; magnetoresistance; magnetophonon oscillation; indium antimonide

ABSTRACT: In this continuation of earlier work (ZhETF v. 47, 444, 1964), the measurements were made in pulsed magnetic fields and have shown that the magnetoresistance of n-InSb continues to oscillate also at fields stronger than in the earlier study (stronger than 38 kOe). The results are shown in Fig. 1 of the enclosure. The oscillation at stronger fields ($H > 40$ kOe) is attributed, in

Card 1/3

L 14518-07

ACCESSION NR: AP5000366

analogy with the earlier studies in weaker fields, to spin splitting of the Landau levels, although it is pointed out that there are no experimental data on the transverse effect at strong fields. The value obtained for the g factor on the basis of this assumption ($g = 56$) is in good agreement with other data. A more accurate analysis calls for further theoretical development. "We thank V. L. Gurevich and S. T. Pavlov for a discussion of the results."
Orig. art. lang: 1 figure.

ASSOCIATION: Institut poluprovodnikov Akademii nauk SSSR (Institute of Semiconductors, AN SSSR)

SUBMITTED: 11 Sep 64

ENCL: 01

SUB CODE: 88

NR REP SOVI: 004

OTHER: 003

Card: 2/3

L 4418-65
ACCESSION NR: AP5000366

ENCLOSURE: 01

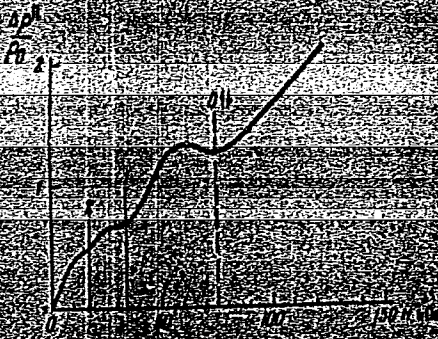


Fig. 1. Dependence of the longitudinal magnetoresistance of n-InSb on the magnetic field intensity at $T = 90K$. Electron density $n = 6 \times 10^{13} \text{cm}^{-3}$, mobility $\mu = 6 \times 10^5 \text{cm}^2/\text{V}\cdot\text{sec}$. Vertical lines - resonant values of field

MASHOVETS, I.V.; IAKSEN'YEV, R.V.; SHALYT, S.S.

Magnetopronon resonance in n-InAs. Pis'ma v zhurn. teoret. i eksper. fiz. 1985, 41, no. 3, 2-7. By 1985. (MIRA 1985)

1. Institut poluprovodnikov AN SSSR.

L 11390-67 EWT(1)/EWT(m)/EWP(t)/ETI IJP(c) JD

AEC NR: AP7000398

SOURCE CODE: UR/0386/66/004/009/0362/0364

AUTHOR: Mashovets, D. V.; Shalyt, S. S.ORG: Institute of Semiconductors, Academy of Sciences SSSR (Institut poluprovodnikov Akademii nauk SSSR)TITLE: Oscillations of the Magnetoresistance of tellurium

SOURCE: Zhurnal eksperimental'noy i teoreticheskoy fiziki. Pis'ma v redaktsiyu. Prilozheniye, v. 4, no. 9, 1966, 362-364

TOPIC TAGS: tellurium, magnetoresistance, galvanomagnetic effect, semiconductor carrier, carrier density, quantum resonance phenomenon

ABSTRACT: The purpose of the article is to explain why the magnetoresistance of tellurium exhibits in a strong magnetic field periodicity in the reciprocal field $1/H$. Arguments favoring magnetophonon resonance as the cause of the observed oscillations in tellurium are presented on the basis of various experimental data and on the basis of an earlier analysis by one of the authors (Shalyt et al., ZhETF v. 47, 444, 1964). Although a quantitative analysis of the experimental curves can hardly lead at present to unambiguous results, since there are not enough available data on the physical properties of tellurium, it is possible to correlate the results of optical and thermoelectric investigations with the optical frequencies causing magnetophonon resonance in Te. The authors thank R. V. Parfen'yev and I. I. Farbshteyn for a useful discussion of the experimental results, and V. L. Gurevich and Yu. A. Firsonv for an in-

Card 1/2

L 11390-67

ACC NR: AP7000398

teresting discussion of the theoretical questions. Orig. art. has: 1 figure.

SUB CODE: 20/ SUBM DATE: 25Jul66/ ORIG REF: 003/ OTH REF: 002

Card 2/2 egk

84-58-6-31/59

AUTHOR: Mashovats, E., Chief, Directorate of Technical Maintenance,
Main Administration of the GVF

TITLE: Further Reduction of Between-Overhaul Periods (Za dal'neysheye
sokrashcheniye srokov remonta aviatsionnoy tekhniki)

PERIODICAL: Grazhdanskaya aviatsiya, 1958,¹⁵ Nr 6, pp 30-31 (USSR)

ABSTRACT: The top official of the aircraft maintenance and repair organization of the Aeroflot deals with current problems in his domain. The central issue is the length of the idle period of flight equipment, which he considers still to be excessive. The immediate goal, now about to be introduced in some repair establishments, is an 8 to 10 day margin for overhaul of piston-engine aircraft. An illustrative statement is made that if a sizeable repair establishment were to cut idle time by 15 days per plane per year, this would be equivalent to 8 additional aircraft in operation. The article is divided into four sections and a conclusion.

Card 1/3

84-58-6-31/59

Further Reduction of Between-Overhaul Periods

The first section deals with idling of aircraft before and after overhaul. Cases of such delays, in operational units and in repair establishments, are cited. The second section discusses cutting the overhaul time. The dependence of the duration of the overhaul on the number of aircraft in the process is explained by a nomograph. A better work organization is urged, in the first place, for shops working on the airframe. The third section deals with the reorganization of work schedules on airframe repair, partly because of the introduction of new types of equipment, partly because of the necessity of reducing congestion of workers in certain work areas. Night shifts may become necessary under the circumstances in areas of high work volume to avoid delays in the delivery of aircraft. An all-over rescheduling and readjustment of the work process in view of local circumstances is considered the basic remedy for excessive idle time. The last section stresses the necessity of a more thorough planning,

Card 2/3

Further Reduction of Between-Overhaul Periods

84-58-6-31/59

an exacting hour-to-hour control of the work, and a wider employment of the creative initiative of all workers in introducing more effective methods and tools for operations. The conclusion deals with the beneficial effects of shorter idle time on work conditions in general but also stresses the responsibility of central supply organs in the timely furnishing of the repair workshops with spare parts and materials, on which the progress of the work fully depends. A nomograph accompanies the text.

1. Aircraft--Maintenance

Card 3/3