

I. 12990-66

ACC NR: AR6000800

from large drops of rain and soft hail takes place at $4 \cdot 10^{-7} > \eta > 1 \cdot 10^{-7} \text{ cm}^{-1}$, while reflection from hailstones with diameters of more than 0.7 cm is observed when $\eta > 4 \cdot 10^{-7} \text{ cm}^{-1}$. In the foothills during the summer months of 1963 where the level of the zero isotherm reached 3 km above the surface of the earth, the hail often melted and turned to rain, reducing the number of radar reflections. This is confirmed by a vertical radar profile. For determining the form of precipitation reaching the surface of the earth, graphs are given showing the sizes of melted particles under various thermal atmospheric conditions. These data show that when the zero isotherm is 4 km above the surface, hailstones 1.7 cm in diameter will be completely melted before they reach the ground. This means a reduction in the number of experiments on the action to take in preventing hail storms when temperature stratification is taken into account.

SUB CODE: 04

Card 2/2

L-54336-63 EWT(1)/FCC/EEC(t) RB/CW

ACCESSION NR: AR5 14459

UR/0169/65/000/005/B045/B045
551.576

SOURCE: Ref. zh. Geofizika, Abs. 5B280

AUTHOR: Lapcheva, V.F.

TITLE: Results of a radar investigation of the zones of reflections from convective clouds

CITED SOURCE: Tr. Vses. soveshchaniya po aktivn. vozdeystviyam na grad. protsessy.

16
B

CITED SOURCE: Tr. Vses. nauchnoissledovatel'skogo tsentra po aktivnoy radeyskoye razvedke na gran. prokhorovskiy, Tbilisi, 1964, 240-255

TOPIC TAGS: cloud reflection, convective cloud, radar echo, meteorological radar, precipitation, hail, radar reflectivity

TRANSLATION: This paper describes the results of radar investigations of convective clouds made by the Vysokogoruyy geofizicheskiy institut (High-Mountain Geophysics Institute) in mountainous regions of Kabardino-Balkariya since 1960. The zones of reflections from convective clouds were studied by visual inspection of a circular-scan oscillograph screen and an automatic photographic survey in the infrared region. The method of conical cross sections was used. In this connection, a special method was developed for the construction of isohypses and models for obtaining some idea concerning the real

Card 1/4

L 54536-65

ACCESSION NR: AR5014439

spatial distribution of zones of reflection. The study included both zones of reflection from naturally developing clouds and from clouds which had been subjected to modification. 0
... to obtain the mean radar characteristics of hail and rain

SPHICAL DISTRIBUTION OF ZONES OF PRECIPITATION AND TEMPERATURE

from naturally developing clouds and from clouds which had been subjected to modification. Observational data were used to obtain the mean radar characteristics of hail and rain clouds and vertical profiles of the hail zone were constructed. The profiles are characterized by a considerable slope in the direction of movement of the cloud. In the rear part of the cloud there is a zone of falling of precipitation, while in the forward part there is a zone of growth of hail. The temperature characteristics of the upper boundary of the radar echo are given for separation of hail and showers. Computations of radar reflectivity and the strength of the signal are presented for different kinds and spectra of precipitation and nomograms have been constructed for determining the dependence of the strength of the reflected signal on distance for different forms of precipitation. These nomograms can be used for locating hail centers. As a result, the author proposes two methods for determining the form of precipitation generated in a cloud: on the basis of the temperature at the inner boundary of the radar echo and on the basis of the strength of the reflected

at the upper boundary of the radar cone and on the ground of the ...

signal. A. Borovkov.

SUB CODE: ES

ENCL: 00

gw
Card 2/2

LARCHENKO, V.F.; SULAKVEITSE, G.K., prof.

Radar method of determining liquid precipitation and hail.
Meteor. i gidrol. no.5:36-41 1955. (MIRA 1844)

1. Vysokogornyy geofizicheskiy institut.

SULAKVELIDZE, Georgiy Konstantinovich; BIBILASHVILI, Nodari
Shalvovich; LAPCHEVA, Valentina Fedorovna; ZHDANOVA,
L.P., red.

[Formation of precipitation and hail control] Obrazovanie
osadkov i vozdeistvie na gradovye protsessy. Leningrad,
Gidrometeorizdat, 1965. 264 p. (MIRA 18:12)

L 34106-60 EWT(1)/FCC GW

ACC NR: AP6009789

SOURCE CODE: UR/0050/65/000/012/0045/0049

AUTHOR: Sulakvelidze, G. K. (Professor); Bibilashvilp, N. Sh.; Lapcheva, V. F.

ORG: Vysokogornyy Geophysical Institute (Vysokogornyy geofizicheskiy institut)

TITLE: Method and physical principles of influencing hail formation in clouds

SOURCE: Meteorologiya i gidrologiya, no. 12, 1965, 45-49

TOPIC TAGS: hail, cloud formation, cloud physics, atmospheric cloud, weather control research

ABSTRACT: This article is a review of investigations at the Vysokogornyy Geophysical Institute (Vysokogornyy geofizicheskiy institut) concerning processes of the formation of rain and hail, performed between 1956 and 1963. An analysis of the data showed that at the initial stage of development of the convective cloud, the rise of air masses is accomplished as individual thermals. Upon further development of the cloud the number of thermals increases, they merge in the central part, forming an updraft. In large convective clouds, beginning approximately from the cloud base, the velocity of the updraft increases almost linearly with height and reaches a maximal value at about the middle part of the cloud, after which, toward the top of the cloud, the velocity again begins to decrease, also linearly. The maximal value of the updraft velocity is reached in the cumulus-rain

Card 1/3 UDC 551.509.616 (047)

L 34106-66

ACC NR: AP6009789

stage of the development of the cloud and amounts to 25—30 m/sec. The appearance of descending motions in the cloud is associated with the start of precipitation. With the course of time the updrafts are replaced by downdrafts. The change in time of the velocity of the updrafts at the period of maximal development of the cloud is insignificant. On examining the process of the formation of showers falling from convective clouds, a calculation of the change of velocity of the updraft with respect to height led to qualitatively new results. It became possible to explain such important characteristics of the process of the formation and precipitation as the brevity and great intensity of the showers, rainfall from warm clouds, the role of giant crystallization nuclei in the formation of showers, etc. These factors were not fully satisfactorily explained by existing theories. The formation of showers is associated with the coagulation growth of individual large drops formed on giant condensation nuclei. Radar investigations of the process of the formation and falling of showers and hail show that the zone of hail growth is situated in the front of the cloud and usually occupies a much smaller volume than the volume of the cloud itself. The authors describe a method which permits, on the basis of aerial synoptic data, to determine the presence in the atmosphere of favorable conditions for the formation of large convective clouds and the accumulation of large reserves of supercooled moisture needed for the formation and growth of hailstones. The possibility of the accumulation of moisture in a cloud in a supercooled form is determined by the magnitude and character of the energy distribution of vertical atmospheric instability. The changes of stratification of the atmos-

Card 2/3

L 34106-66
ACC NR: AP6009789

2

phere as a consequence of advection of air masses and the melting of hailstones upon their falling from the level of the zero isotherm to the earth's surface are taken into account when forecasting hail processes. The method of forecasting hail phenomena was checked under field conditions to prevent hail damage and the method proved to be quite reliable. D. V. Kirvukhin, Docent of Leningrad University, participated in developing the method and physical principles of influencing hail processes. Orig. art. has: 5 formulas and 1 figure.

SUB CODE: 08 / SUBM DATE: none / ORIG REF: 005 / OTH REF: 003

Card 3/3 *MT*

L 09305-67 EWT(1) GW

ACC NR: AT6027422

SOURCE CODE: UR/3213/66/000/003/0164/0190

AUTHOR: Lapcheva, V. F.

25

ORG: none

TITLE: Radar methods for determining hail source areas and hail size in the cloud and upon reaching the earth's surface

SOURCE: Leningrad. Vysokogornyy geofizicheskiy institut. Trudy, no. 3(5), 1966.
Mekhanizm obrazovaniya i vypadeniya grade (Mechanism of the formation and precipitation of hail), 164-190

TOPIC TAGS: cloud physics, rain, hail, radar reflection
meteorologic

ABSTRACT: The results of radar investigation of zones of reflections from hail and rain clouds are cited. The investigations were made in the northern Caucasus between 1960 and 1964. The results of the investigations are used to suggest methods for determining the hail content of a cloud, the site of hail origin in the cloud, methods for evaluating hail size and the type of precipitation which will reach the earth's surface, taking into consideration the melting of hail stones below the zero isotherm. Orig. art. has: 11 formulas, 6 tables, 8 figures and a bibliography of 29 titles.

SUB CODE: 04, 17 / SUBM DATE: none / ORIG REF: 020 / OTH REF: 009

Card 1/1

ACC NR: AN5012226

(A)

Monograph

UR/

Sulekvelidze, Georgiy Konstantinovich; Bibilaskvili, Nodari Shalvovich; Lapcheva, Valentina Fedorovna

Formation of precipitation and the effect upon hail processes (Obrazovaniye osadkov i vozduystviye na gradovyye protsessy), Leningrad, Gidrometeoizdat, 1965, 264 p. illus., biblio. (At head of title: Glavnoye upravleniye gidrometeorologicheskoy sluzhby pri Sovete Ministrov SSSR. Vysokogor'nyy geofizicheskiy institut) 850 copies printed.

TOPIC TAGS: ~~meteorology~~, cloud formation, hail, storm, meteorologic radar, CLIMATE CENTRAL

PURPOSE AND COVERAGE: This book presents data from theoretical rainfall and experimental studies of the process of formation and precipitation of from convection clouds, as well as new ideas on the mechanics of hail formation in convection clouds. Methods are shown for radar detection of hail centers and the determination of the size of hail within convection clouds. The book gives the method of control of hail processes developed from 1960-1962 and used in 1963 for the protection of agricultural crops against damage by hail. The results of these studies are given as well as an outline of their organization.

TABLE OF CONTENTS (abridged):

Introduction -- 3

Card 1/2

UDC: 551.578.7+551.509.6

ACC NR: AM6012226

- Ch. I. Vertical flow in convection clouds -- 10
- Ch. II. Growth of drops and formation of the zone of accumulation in convection clouds -- 88
- Ch. III. Process of the formation and growth of hail -- 129
- Ch. IV. Results of radar studies of clouds and precipitation -- 157
- Ch. V. Method and results of the effect upon hail processes -- 203
- Conclusion -- 255
- Bibliography -- 259

SUB CODE: 04 / SUBM DATE: 18Sep65 / ORIG REF: 076 / OTH REF: 047

Card 2/2

LAPCHIK, F.Ye.

Role of certain minerals in the correlation of magmatic rocks.
Min.sbor. no.5:311-316 '51. (MLRA 9:12)

1. Institut geologicheskikh nauk Akademii nauk USSR, Kiev.
(Rocks, Igneous)

LAPCHIK, F. E.

USSR/Geology

Card 1/1

Author : Bernadskaya, L. G.; Lapchik, F. E; and Usenko, I. S.

Title : Effusers of Chernigov region (Dneper - Don depression)

Periodical : Dokl. AN SSSR, 95, 6, 1279 - 1282; 21 Apr 54

Abstract : The article tells about a lately discovered effusive stratum of soil under Dneper-Don river basin. The stratum rests on the pre-Cambrian crystalline base; its effusive thickness lies 1587-2751 meters deep. Petrographic and petrochemical analyses show the stratum to have great similarity with an Upper-Devonian stratum of the river Mokraya Volnovakha. This indicates that both strata formed about the same time.

Institution :

Submitted : 16 Feb 54

LAPCHIK, F. E.

USSR/Geology - Permian deposits

Card : 1/1

Authors : Lapchik, F. E.

Title : About the growth of Permian deposits of the Dneper-Don River depression

Periodical : Dokl. AN SSSR, 97, Ed. 3, 507 - 509, July 21, 1954

Abstract : Stratigraphic data on the growth of Permian era deposits in the Dnepr-Don River basin, are presented. Four USSR references.

Institution : Acad. of Sc. Ukr-SSR, Institute of Geological Sciences

Presented by : Academician, D. V. Nalivkin, April 5, 1954

LAPCHIK, P.Ye.

New information concerning Permian and Triassic deposits in the
Dnieper-Donets Lowland. Izv. AN SSSR. Ser. geol. 20 no. 6: 59-69 H-D
'55. (MLRA 9:2)
(Dnieper-Donets Lowland--Geology, Stratigraphic)

15-57-4-4126

Translation from: Referativnyy zhurnal, Geologiya, 1957, Nr 4,
p 12 (USSR)

AUTHOR: Lapchik, F. Ye.

TITLE: Triassic Deposits of the Dnepr-Donets Basin (Triasovyye
otlozheniya Dneprovsko-Donetskoy vpadiny)

PERIODICAL: V sb: Tr. Vses. soveshchaniya po razrabotke unifitsir.
skhemy stratigr. mezozoyskikh otlozheniy Rus. platformy.
Leningrad, 1956, pp 185-194.

ABSTRACT: The author describes in detail the Permian and Triassic
deposits, which reach a thickness of 700 m in the Dnepr-
Donets basin. Up till 1951 these deposits were called
the "variegated Permo-Triassic beds." The Permian rocks
are divided into three formations: 1) argillaceous-
calcareous-anhydrite, 2) argillaceous-silty, and 3)
sandy-conglomeratic. The first and second formations
are Lower Permian; the third is Upper Permian. These
rocks were described in detail in an earlier paper by

Card 1/3

15-57-4-4126

Triassic Deposits of the Dnepr-Donets Basin (Cont.)

the author (Lapchik, F. E., *Geologichnyy zh.*, 1954, Vol 14, Nr 3). The Triassic deposits are divided into four formations (from the base upward): 1) sandy-carbonate, 2) argillaceous red beds, 3) sandy, and 4) argillaceous. The first, resting on an erosion surface on Permian rocks and containing conglomerate at the base, is uniform in composition and has a thickness of 20 m to 40 m. Only in the region of Domanovichi, in the central part of the depression, is it apparently replaced by variegated clays with layers of siltstone, having a total thickness of 80 m. The sandy-carbonate formation grades into the argillaceous red beds, the thickness of which is 150 m to 190 m in the central part of the basin, but which decreases to 85 m at the borders and on the Romenskaya structura (structure). The overlying sandy formation is rather persistent along the strike, but variable in thickness (9 m to 25 m). The upper very characteristic argillaceous formation ranges up to 190 m in thickness in the central parts of the basin, but at the borders it is but 30 m. It is unconformably overlain by Jurassic deposits. These characteristic formations, representing two sedimentational cycles, are referred by the author to the Lower Triassic, but on his accompanying diagram Card 2/3

LAPCHIK, F. Ye.

15-57-7-9323

Translation from: Referativnyy zhurnal, Geologiya, 1957, Nr 7,
p 84 (USSR)

AUTHOR: Lapchik, F. Ye.

TITLE: The Mineral Associations of Permian and Triassic Rocks
of the Dnepr-Donets Basin (O mineral'nykh assotsia-
tsiyakh permskikh i triasovykh otlozheniy Dneprovsko-
Donetskoy vpadiny)

PERIODICAL: V sb: Vopr. mineralogii osadoch. obrazovaniy, Nr 3-4,
L'vov, L'vovsk. un-t, 1956, pp 299-307

ABSTRACT: A careful study of the minerology of the Permian and
Triassic rocks of the Dnepr-Donets Basin, with con-
sideration of fossil data and electric logs, has made
it possible to divide them into a number of series and
horizons. The Permian rocks are characterized, on the
whole, by the high content (up to 50 to 90 percent) of
black or minerals in the heavy mineral fraction. In
addition, minerals that are invariably present are leu-
coxene, iron hydroxides (goethite and limonite), garnet,

Card 1/2

The Mineral Associations of Permian and Triassic (Cont.) 15-57-7-9323

zircon, and others. Besides strongly weathered feldspars, the light fraction is characterized by well-rounded fragments of siliceous quartz-mica, and clay shales, of quartzites, and of highly altered (effusive?) rocks. The Triassic rocks have a typically high content of garnet, which is generally more abundant than zircon. Epidote and ilmenite are present in many places. In comparison with the Permian rocks, the Triassic deposits are marked by a complete absence or by an insignificantly small quantity of leucoxene. In both Permian and Triassic rocks, authigenic minerals observed are calcite, limonite, pyrite, and barite. Of these, limonite is the most abundant in the Upper Permian and the Upper Triassic deposits. The Lower Permian rocks are characterized by sulfates (anhydrite, gypsum, barite, and celestite) and carbonate (dolomite and calcite), which commonly occur as rock-forming minerals. A Table is given in the paper, showing the mineral associations in the series and horizons of the Permian and Triassic rocks of the region.

Card 2/2

V. G. Rikhter

LAPCHIK, F.Ye.

AYZENBERG, D.Ye., geolog; BALUKHOVSKIY, N.F., geolog; BARTOSHEVSKIY, V.I.,
 geolog; BASS, Yu.B., geolog; VADIMOV, N.T., geolog; GLADKIY, V.Ya.,
 geolog; DIDKOVSKIY, V.Ya., geolog; YERSHOV, V.A., geolog; ZHUKOV,
 G.V., geolog; ZAMORIY, P.K., geolog; IVANTISHIN, M.N., geolog;
 KAPTARENKO-CHERNOUSOVA, O.K., geolog; KLIMENKO, V.Ya., geolog;
 KLUSHIN, V.I., geolog; KLYUSHNIKOV, M.N., geolog; KRASHENINNIKOVA,
 O.V., geolog; KUTSYBA, A.M., geolog; LAPCHIK, F.Ye., geolog;
 LICHAK, I.L., geolog; MAKUKHINA, A.A., geolog; MATVIYENKO, Ye.M.,
 geolog; MEDYNA, V.S., geolog; MOLYAVKO, G.I., geolog; NAYDIN,
 D.P., geolog; NOVIK, Ye.O., geolog; POLOVKO, I.K., geolog; RODIONOV,
 S.P., geolog; SEMENENKO, N.P., akademik, geolog; SERGEYEV, A.D.,
 geolog; SIROSHTAN, R.I., geolog; SLAVIN, V.I., geolog; SUKHAREVICH,
 P.P., geolog; TKACHUK, L.G., geolog; USENKO, I.S., geolog; USTI-
 NOVSKIY, Yu.B., geolog; TSAROVSKIY, I.D., geolog; SHUL'GA, P.L.,
 geolog; YURK, Yu.Yu., geolog; YAMNICHENKO, I.M., geolog; ANTROPOV,
 P.Ya., glavnyy redaktor; FILIPPOVA, B.S., red. izd-va; GUROVA,
 O.A., tekhn.red.

[Geology of the U.S.S.R.] Geologia SSSR. Glav. red. P.IA.Antropov.
 Vol.5.[Ukrainian S.S.R., Moldavian S.S.R.] . . . Ukrainskaia SSR,
 Moldavskaya SSR. Red. V.A. Ershov, N.P. Semenenko. Pt.1.[Geological
 description of the platform area] Geologicheskoe opisanie platfor-
 mennoi chasti. Moskva, Gos. nauchno-tekhn.izd-vo lit-ry po geol. i
 okhrane nedr. 1958. 1000 p. [___ Supplement] ___ Prilozhenia.
 (Continued on next card)

AYZENBERG, D.Ye.---(continued) Card 2.
3 fold.maps (in portfolio)

(MIRA 12:1)

1. Russia (1923- U.S.S.R.) Glavnoye upravleniye geologii i okhrany neдр. 2. Ukrainskoye geologicheskoye upravleniye Ministerstva geologii i okhrany neдр SSSR i Institut geologicheskikh nauk Akademii nauk USSR (for all except Antropov, Filippova, Gurova).
3. Glavnyy geolog Ukrainskogo geologicheskogo upravleniya (for Yershov).
4. AN Ukrainskoy SSR (for Semenenko).
(Ukraine--Geology) (Moldavia--Geology)

LAPCHIK, F. Ye.

Triassic stratigraphy of the Greater Donets Basin. Trud.
VNIIGI no. 29:87-806 vol. 1 '66. (MIRA 14:7)
(Donets Basin--Geology, Stratigraphic)

AYZEN /ERG, D.Ye.; BELEVTSSEV, Ya.N.; BORDUNOV, I.N.; BORISENKO, S.T.;
BULKIN, G.A.; GORLITSKIY, B.A.; DOVGAN', M.N.; ZAGORUYKO,
L.G.; KAZAKOV, L.R.; KALYAYEV, G.I.; KARASIK, M.A.; KACHAN,
V.G.; KISELEV, A.S.; LAGUTIN, P.K.; LAZARENKO, Ye.K.;
LAZARENKO, E.A.; LAPITSKIY, E.M.; LAPCHIK, F.Ye.; LAS'KOV,
V.A.; LEVENSHTeyN, M.L.; MALAKHOVSKIY, V.F.; MITKEYEV, M.V.;
PRUSS, A.K.; SKARZHINSKIY, V.I.; SKURIDIN, S.A.; SOLOV'YEV,
F.I.; STRYGIN, A.I.; SUSHCHUK, Ye.G.; TEPLITSKAYA, N.V.;
FEDYUSHIN, S.Ye.; FOMENKO, V.Yu.; SHKOLA, T.N.; SHTERNOV,
A.G.; YAROSHCHUK, M.A.; ZAVIRYUKHINA, V.N., red.

[Problems of metallogeny in the Ukraine] Problemy metallo-
genii Ukrainy. Kiev, Naukova dumka, 1964. 254 p.

(MIRA 18:1)

1. Akademiya nauk URSR, Kiev. Instytut geologichnykh nauk.

LAPCHIK, F.Ye. [Lapchyk, F.E.]

Lithology and facies of Upper Permian sediments in the western
prolongation of the Greater Donets Basin. Dop. AN UKSR no.1:81-
84 '65. (MIRA 18:2)

1. Institut geologicheskikh nauk AN UkrSSR. Predstavleno akademikom
AN UkrSSR V.G. Bondarchukom [Bondarchuk, V.H.]

AUTHOR: Lapchik, I.P. SOV/38-22-5-5/10
TITLE: ~~On the Set of Limit Points of the Series With Complex Terms~~
(O mnozhestve predel'nykh toчек ryadov s kompleksnymi chlenami)
PERIODICAL: Izvestiya Akademii nauk SSSR, Seriya matematicheskaya, 1958,
Vol 22, Nr 5, pp 641-666 (USSR)
ABSTRACT: The author treats a question considered by Hadwiger [Ref 3]
a long time ago. He considers the conditionally convergent series

$$(A) \quad \sum_{n=1}^{\infty} z_n$$

and the series

$$(B) \quad \sum_{n=1}^{\infty} P z_n$$

obtained from (A) in any way by a rearrangement of the terms.
It is shown that the limit points of the partial sums of (B)
form a closed connected set. If the region of convergence of (A)
is a straight line l , then the set of limit points of the
partial sums of (B) is either a point on l or a straight
segment on l . If (A) converges in the plane and if F is an
arbitrary connected closed point set of the plane, then (A) can

Card 1/2

On the Set of Limit Points of the Series With Complex Terms SOV/38-22-5-5/10

always be rearranged in (B) so that the set of boundary points of (B) is identical with F (the assumption for convexity of Hadwiger for F is not used). There are 4 references, 1 of which is Soviet, and 3 German.

PRESENTED: by P.S.Aleksandrov, Academician

SUBMITTED: February 28, 1957

Card 2/2

KOZHICH-ZELENKO, Mariya Platonovna [Kozhych-Zelenko, M.P.]; LAPCHIK, T.Yu. [Lapchuk, T.IU.], kand.geol.-miner.nauk, stv.red.; SHTUL'MAN, I.P., red.; CHEKHOVICH, N.Ya. [Chekhovych, N.IA.], red.; KADASHEVICH, O.O. [Kadashevych, O.O.], tekhn.red.

[Lithology of Carboniferous sediments in the western part of the Greater Donets Basin] Litologiya kam'ianovuhil'nykh vidkladiv zakhidnoho sektora Velikoho Donbasu. Akad. Vydavnytstvo Akad.-nauk URSR, 118 p. (Akademia nauk URSR, Kiev. Instytut geologichnykh nauk. Trudy. Seriya stratygrafii i paleontologii, no.24.).

(MIRA 15:5)

(Donets Basin--Rocks, Sedimentary)

IAPCHIK, T.Yu.

Paleozoic volcanic rock formations in the Chernigov region. Dop.
AN URSR no.5:341-344 '54. (MLRA 8:7)

1. Institut geologichnickh nauk AN URSR. Predstaviv diysniy chlen
AN URSR V.G. Bondarchuk.
(Chernigov Province--Geology, Stratigraphic)

AYZENBERG, D.Ye. [Aizenverg, D.IE.]; BARANOVA, N.M.; VEKLICH, M.F.;
 GOLYAK, L.M. [Holiak, L.M.]; GORAK, S.V. [Horak, S.V.];
 DIDKOVSKIY, V.Ye. [Didkovs'kyi, V.IA.]; ZELINSKAYA, V.O.
 [Zelins'ka, V.O.]; ZERNETSKIY, B.F. [Zernets'kyi, B.F.];
 KAPTARENKO-CHERNOUSOVA, O.K.; KRAYEVA, Ye.Ye. [Kraieva, IE.IA.];
 KRASHENINNIKOVA, O.V.; KUTSIBA, A.M.; LAPCHIK, T.Yu.; MAKARENKO,
 D.Ye.; MOLYAVKO, G.I. [Moliavko, H.I.]; MULIKA, A.M.; PASTERNAK,
 S.I.; PERMYAKOV, V.V.; ROMODANOVA, A.P.; ROTMAN, R.N.; SLAVIN, V.I.;
 SOKOLOVSKIY, I.L.; SOROCHAN, O.A.; SYABRYAY, V.T.; TKACHENKO, T.O.;
 SHUL'GA, P.L. [Shul'ha, P.L.], doktor geol.-mineral.nauk; YAMNICHENKO,
 I.M. [Iamnychenko, I.M.]; BONDARCHUK, V.G. [Bondarchuk, V.H.], akade-
 mik, etv.red.

[Atlas of paleogeographical maps of the Ukrainian and Moldavian
 S.S.R. with lithofacies elements. Scale 1:2,500,000] Atlas paleo-
 geografichnykh kart Ukraïns'koi i Moldavs'koi RSR z elementamy
 litofatsii. Mashtab 1:2,500,000. Sklaly D.IE. Aizenverg i dr.
 Za zahal'nym kerivnytstvom V.N.Bondarchuka. Kyiv, 1960. xvi p.,
 78 col.maps. (MIRA 13:12)

1. Akademiya nauk USSR, Kiyev. Institut geologicheskikh nauk.
 2. Institut geologicheskikh nauk AN USSR (for all, except Bondarchuk,
 Pasternak, Slavin). 3. Instytut geologii korysnykh kopalyn AN URSR
 (for Pasternak). 4. Moskovskiy gosudarstvennyy universitet im.
 Lomonosova (for Slavin).
- (Ukraine--Paleogeography--Maps) (Moldavia--Paleogeography--Maps)

GORDZINSKIY, A.M. [Hrodzins'kyi, A.M.]; LAPCHIK, V.F. [Lapchuk, V.F.];
PARSHIKOV, V.N. [Parshykov, V.M.]

Effect of photosynthesis on the nitrogen nutrition of plants.
Ukr. bot. zhur. 18 no.3:13-22 '61. (MIRA 14:12)

1. Institut botaniki AN USSR, otdel fiziologii.
(Nitrogen metabolism)
(Plants, Effect of light on)

PONOMAREV, A.I.; LAPCHINSKAYA, L.L.

"Technical analysis in metallurgy" by P.IA.IAkovlev, E.F.IAkovleva.
Reviewed by A.I.Ponomarev, L.L.Lapchinskaja. Zav.lab. 29 no.11:
1/02 '63. (MIRA 16:12)

BUKOVSKAYA V. I.

LAPCHENSKIY, L.I.

I 58716-65 EWT(m)/EPF(n)-2/EPR/EWP(v)/EWP(b)/EWA(h) Pa-4/Peb/Pu-4 IJP(c)
JD/kw/JG
AM5016875

BOOK EXPLOITATION

UR/
669:543/545+543.42

Ponomarev, A. I., ed.

Chemical and spectrum analysis in metallurgy; a practical handbook
(Khimicheskiy i spektral'nyy analiz v metallurgii; prakticheskoye rukovodstvo) Moscow, Izd-vo "Nauka", 1965. 382 p. illus., tables, index. (At head of title Akademiya nauk SSSR. Gosudarstvennyy komitet po chernoy i tsvetnoy metallurgii pri Gosplane SSSR. Institut metallurgii im. A. A. Baykova) Errata slip inserted. 3000 copies printed.

TOPIC TAGS: analysis, chemical analysis, physicochemical analysis, spectral analysis, slag analysis, steel analysis, iron analysis, alloy analysis, pure metal analysis, element determination, rare earth element determination, impurity determination

PURPOSE AND COVERAGE: This book is intended for specialists and workers at scientific-research and plant laboratories. The book describes chemical, physicochemical and spectral methods of analysing slags, steels, irons, various alloys, and some pure

Card 1/3

L 58716-65

AMS016875

14

metals. The determination of rare and rare-earth elements is outlined. Part I of the book deals with the analysis of slags and the determination of basic elements and usual impurities, and describes methods of determining rare-earth elements. Part II deals with the analysis of cast irons and steels and describes, the determination of usual components and tungsten and molybdenum in the presence of niobium, as well as the determination of tantalum, niobium and cerium. Part III includes analysis of metallic chromium, niobium, titanium, nickel, and their alloys. Methods of determining cerium, indium, and gallium in metals and alloys are discussed along with the determination of rare-earth elements by applying the chromatographic method. Part IV deals with spectral analysis including photographic and other various methods. The following members of the Institute of Metallurgy participated in the work: A. A. Astanina, V. S. Nagibin, Ya. N. Kunenkova, Yu. I. Bykovskaya, L. K. Veselago, I. A. Golubeva, N. S. Gertsava, A. S. Stravatskiy, A. N. Shteynberg, M. V. Nikitina, and L. M. Dapchinskaya.

Card 2/35

L 58716-65
ANSO16875

8

TABLE OF CONTENT (Abridged):

Foreword -- 3

Part I. Analysis of Slags -- 5

Part II. Analysis of Cast Irons and Steels -- 116

Part III. Methods for Determination of Individual Elements in
Metals and Alloys -- 259

II. Analysis of chromium and its alloys -- 266

8. Determination of yttrium and chromium in yttrium-chromium
alloys -- 273

9. Determination of chromium in chromium-rhenium alloys -- 275

III. Analysis of niobium and its alloys -- 276

4. Determination of tungsten and niobium in niobium-tungsten
alloys -- 285

8. Rapid determination of aluminum in niobium-aluminum alloy -- 291

Card 3/5

L 59716-65

ANAU16875

10. Bichromatic method of determining molybdenum in niobium-base alloys 292 ²¹
11. Determination of niobium and gallium in niobium-gallium alloys -- 293 ²¹
13. Polarographic determination of titanium in titanium-niobium alloys (with titanium content up to 65%) -- 295 ²¹
- Ch. VIII. Determination of germanium -- 314 ²¹
1. Weighing method of determining germanium in germanium-iron alloys -- 314
2. Determination [of germanium] in silicon -- 315 ²¹
3. Colorimetric determination [of germanium] in indium-antimony alloys -- 315 ²¹
4. Determination of silicon, tellurium and germanium in silicon-tellurium-germanium alloys -- 315 ²¹
5. Determination of thallium in germanium-thallium alloys -- 316 ²¹
6. Colorimetric method of determining antimony in metallic germanium -- 317

Card 4/5

I 58716-65
AM3016873

- Ch. X. Determination of Indium -- 320
- 1. Determination in iron-base alloys -- 322
- 2. Determination in titanium-indium alloys -- 322
- 3. Determination in germanium-indium-phosphorus alloys -- 323
- 4. Determination in neodymium-indium-magnesium-zirconium alloys -- 323
- 5. Determination in silicon-indium-vanadium alloys -- 323
- 6. Polarographic determination of cadmium impurities in indium-antimony and in gallium-antimony alloys -- 324

Ch. XI. Polarographic Determination of Impurities in Yttrium Alloys -- 328

Part IV. Spectrum Analysis of Steels, Certain Alloys, and Pure Materials -- 333

SUB CODE: MM

SUBMITTED: 19Jan65

NO REF SOV: 133

OTHER: 015

DATE ACQ: 03Jun65

Card 5/5 *ELP*

BRYUKHONENKO, S. S., LEVITSKAYA, L. A., KASHCHEVSKAYA, L. A., SAVCHENKO, E. D.,
SHCHERBAKOVA, T. T., PERESTORONIN, S. A.

Artificial blood circulation and its clinical and experimental use 147

Noye khirurgicheskie apparaty i instrumenty i opyt ikh primeneniye (New
SURGICAL Equipment and Instruments and Experience in Their Use) No. 1,
Moscow, 1957 A collection of Papers of the Scientific Research Inst.
for Experimental Surgical Equipment and Instruments.

NIIEKhA'i

LAPCHINSKIY, A. G.

"Homoplastic Transplantation of Teeth in Rats," Dok. Akad. Nauk, Vol. 26, No. 7, 1940.

"Homoplastic Transplantation of Limbs in Rats," Dok. Akad. Nauk, Vol. 26, No. 7, 1940.

"Any Attempt at Experimental Homoplastic Transplantation of Teeth in the Dog,"
ibid., 28, No. 8, 1940.

"Replacement of Teeth in Dogs by Means of Homoplastic Transplantation of Teeth
Rudiments," ibid., 29, No. 3, 1940.

LAPCHINSKIY, A. G.

"Further Experiments on Substituting Lost Teeth by Means of Homoplastic Transplantation of Tooth Anlages," Dok. Akad. Nauk, Vol. 41, No. 4, 1943.

LAPCHINSKIY, A. G.

"Free Graft of Thick Perforated Slips of Skin and Old Granular Wound Surface,"
Kirgiziya, No. 9, 1948.

LAPCHINSKIY, A.G.


Treatment of facial vascular nevi by free transplants of large skin flaps. Khirurgia, Moskva No.12:61-66 Dec 51. (CIML 21:4)

1. Senior Scientific Associate, Honored Physician Udmurt ASSR.
2. Of the Central Institute of Traumatology and Orthopedics of the Ministry of Public Health USSR (Director--Honored Worker in Science Prof. N.N. Priorov; Head of Maxillofacial Department Prof. N.M. Mikhel'son.)

LAPCHINSKIY, A.G.; PRIOROV, N.N., professor, zasluzhennyy deyatel' nauki, direktor.

Formation of the helix from flat Filatov's flap with cartilage base. Khirurgiia no.3:75-77 Mr '53. (MLRA 6:6)

1. Tsentral'nyy institut travmatologii i ortopedii. (Ear) (Transplantation (Physiology))



LAPCHINSKIY, A.G.

Experimental transplantation of whole organs and the significance of new apparatus used for this purpose. *Khirurgiya*, no.4: 54-59 Ap '55. (MLRA 8:9)

1. Kandidat biologicheskikh nauk zaslushennyy vrach Udmurtskoy ASSR. Nauchno-issledovatel'skiy institut eksperimental'noy khirurgicheskoy apparatury i instrumentov Ministerstva Zdravookhraneniya SSSR (dir. M.G. Anan'yev, zav.laboratoriyey izolirovannykh organov, A.G. Lapchinskiy)

(TRANSPLANTATION,
preserved whole organs, in dogs)

LAPCHINSKIY, A. G., VIKTOROV, B. F., GORBOVITSKIY, E. B., GURLOVA, E. V.,
DANIEL'SON, A. K., LEBEDEVA, N. S., MEDVELEVA, G. V., PERESTORONIN, S. A.,
SAVCHENKO, E. D., UNIK, V. I., SHISHENINA, I. D.

Apparatus for the conservation of whole organs by chilling with artificial circulation and its use in experiments on transplantation of extremities and kidneys of dogs 177

Novye khirurgicheskie apparaty i instrumenty i opyt ikh primeneniye (New SURGICAL Equipment and Instruments and Experience in Their Use) NO. 1, Moscow, 1957 A collection of Papers of the Scientific Research Inst. for Experimental Surgical Equipment and Instruments.

NIKOLA 1

LAPCHINSKIY, A.G. and GORBOVITSKIY, E.B.

"Experimental transplantation of preserved kidneys and extremities."

report presented at the 18th Congress of the Intl Society of Surgery, Munich, 13-20 Sept'59.

LAPCHINSKIY, A.G. (Moskva)

Late results of the experimental transplantation of preserved
extremities and kidneys in dogs. Pat. fiziol. i eksp. terap.
4 no. 6:17-23 N-D '60. (MIRA 14:2)

1. Iz Instituta eksperimental'noy khirurgicheskoy apparatury i
instrumentov (direktor M.G. Anan'yev).
(KIDNEYS—TRANSPLANTATION) (EXTREMITIES (ANATOMY)—TRANSPLANTATION)

LAPCHINSKIY, A.G.

In memory of S.S.Bruikhonenko. Pat.fiziol. i eksp. terap. 5 no.3:
97-98 My-Je '61. (MIRA 14:6)
(BRUIKHONENKO, SERGEI SERGEEVICH, 1890-1960)

LAPCHINSKIY, A-G.

USSR

DEMIKHOV, Vladimir Petrovich, The Sklifosovsky
Institute, Moscow - "On the transplantation of
the heart" (Session 5)

KAPICHNIKOV, Mikhail Mikhaylovich, Visiting Fellow,
Institute of Experimental Biology, Academy of
Sciences USSR, Moscow - "Immunological reactions to
skin homotransplantation in rats and rabbits"
/Joint paper, together with D. L. BALLANTYNE, Jr.,
and C. A. STETSON, both of the New York
University School of Medicine, New York, New
York/ (Session 2)

LAPCHINSKIY, Anastasiy G., Central Institute of
~~Traumatology and Orthopedics~~, Moscow - "Experi-
mental transplantation of skin preserved by sub-
freezing to -196°C in liquid nitrogen" (Session 6)

Report to be submitted for the Fifth Intl. Tisuostransplantation Conference
(National Science Foundation and N Y Academy of Sciences, New York City,
8-10 Febf 62.

(6)

LAPCHINSKIY, A.G.; LEBEDEVA, N.S.

Preservation of tissues and organs by deep cooling; preliminary
report. Trudy NIIKHAI no.5:221-226 '61. (MIRA 15:8)

1. Nauchno-issledovatel'skiy institut eksperimental'noy khirurgi-
cheskoy apparatury i instrumentov.
(TISSUES---PRESERVATION)

LAPCHINSKIY, A.G.; SOKOLOV, M.M. [deceased]

Instrument outfit for fenestration of the labyrinth after Lempert
in a hearing disorder as a result of otosclerosis. Trudy NIIEKHAI
no.5:300-306 '61. (MIRA 15:8)

1. Nauchno-issledovatel'skiy institut eksperimental'noy khirurgi-
cheskoy apparatury i instrumentov.

(LABYRINTH (EAR)--SURGERY) (OTOSCLEROSIS)
(SURGICAL INSTRUMENTS AND APPARATUS)

LAPCHINSKY, A.G.; LEBEDEVA, N.S.

Transplantation of rabbit skin conserved by freezing in liquid nitrogen at -196° C. Acta chir. plast. 4 no.2:89-101 '62.

I. Institute of Experimental Surgical Apparatus and Instruments,
Moscow (U.S.S.R.) Director: M.G. Ananyev.
(SKIN TRANSPLANTATION exper.)

L 20271-65 AMD Pb-4

ACCESSION NR: AR4045868

S/0299/64/000/011/M021/M021

SOURCE: Ref. zh. Biologiya. Svodnyy tom, Abs. 14M157

AUTHOR: Lapchinskiy, A. G.; Medvedeva, G. V.; Gadalina, I. D.;
Suslikov, V. I.; Lyngberr, A. G.

TITLE: Skin and mammary gland homoplasty with parabiosis of donor
and recipient in rats

CITED SOURCE: Sb. 3 Vses. konferentsiya po peresadke tkaney i
organov, 1963. Yerevan, 1963, 365-367

TOPIC TAGS: skin, mammary gland, homoplasty, parabiosis, rat,
hyperplasia, transplantation

TRANSLATION: Parabiosis in young rats leads to the development of
tolerance between partners according to data of Lapchinskiy and
Sav. idt. In some of the experiments nonrelated rats taken from
different vivariums were joined in parabiosis by forming a skin or
skin-muscle bridge between the partners. A flap from the back of one
of the rats served as a transplant on the partner's stomach, and a

Card 1/2

L 20271-65

ACCESSION NR: AR14045868

flap from the latter's stomach served as a transplant on the back of the other rat. The difficulty of forming parabiosis in adult rats (because they constantly try to separate themselves from one another) and the seriousness of the operation led to a high percentage of postoperative deaths. Many rats died on the 14th to 15th days. Hyperplasia of the spleen and lymph nodes was found in the dead animals. However, the reason for sloughing off of transplant and death of animal could not always be found: perhaps it could be incompatibility of tissues or infection. Only 7 pairs of rats lived more than 20 days in parabiosis. In some of these a gradual crowding out of the transplant by the recipient's own tissues was found. Maximum life expectancy of rats in parabiosis is 6 mos. In one case when one partner died, the homotransplant on the back of the other partner remained intact. This transplant contained a mammary gland which 7 mos after transplantation secreted a small quantity of milk.

SUB CODE: LS

ENCL: 00

Card 2/2

BRYUKHONENKO, Sergey Sergeevich (1890-1960); MESHALKIN, Ye.N.,
doktor med. nauk, prof., otv. red.; LAPCHINSKIY, A.G.,
st. nauchn. sotr., red.; PUCHKOV, N.V., prof., red.;
PERESTORONIN, S.A., red.; YANKOVSKIY, V.D., doktor med.
nauk, red.

[Artificial blood circulation; a collection of works
problems of artificial blood circulation] Iskusstvennoe
krovoobrashchenie; sbornik rabot po voprosam iskusstven-
nogo krovoobrashcheniia. Moskva, Nauka, 1964. 282 p.
(MIRA 17:9)

L 48563-65 EWG(1)/EWG(r)/EMT(1)/ES(x)-3/EWG(x)/EWG(a)-2/EAG(c) Pe 5 DD
ACCESSION NR: AR5010393

UR/0299/64/000/024/M022/M023

SOURCE: Ref. zh. Biologiya. Svodnyy tom, Abs. 24M141

AUTHOR: Lapchinskiv, A. G.

21
B

TITLE: Possibility of transplanting extremities in the clinic

CITED SOURCE: Khirurgiya, no. 5, 1964, 75-8

TOPIC TAGS: transplantation, homotransplantation

TRANSLATION: In experiments with auto- and homotransplantation of extremities, the author succeeded in obtaining permanent "takes" of the extremities not only in dogs but in human beings who lost limbs as a result of an accident. With homotransplantation of extremities to dogs, the transplant or the recipient died within 22 days. Parabiosis in rats and chickens makes it possible for homografts to survive permanently, but this method is ineffectual in puppies and kittens. Successful cases of autotransplantation in human beings with incomplete detachment of the extremities are described. Autotransplantation of completely severed extremities sometimes failed owing to the toxicosis that resulted from the formation of toxic

Card 1/2

L 48563-65

ACCESSION NR: AR5010393

substances in the preserved organs. The use of a refrigerator with artificial blood circulation and perfusion of donor blood, improves the results. B. Kozhevnikov.

SUB CODE: LS

ENCL: 00

Card 2/2

LAPCHINSKIY, A.G.; SEDOV, V.V.; MEDVEDEVA, G.V.; TARASOV, N.F.

Restoration of lymphatic tracts following the replantation of
an extremity in dogs. Trudy 1-go MMI 42:75-86 '65.

1. Laboratoriya peresadki organov Tsentral'nogo instituta travma-
tologii i ortopedii. (MIRA 19:2)

L 08106-67

ACC NR: AR6031738 (A) SOURCE CODE: UR/0299/66/000/009/M029/M029

AUTHOR: Lapchinskiy, A. G.

4
B

TITLE: The problem of grafting whole extremities

SOURCE: Ref. zh. Biologiya, Part II, Abs. 9M168

REF SOURCE: Tr. I Vses. s"yezda travmatologo-ortopedov, 1963. M., Meditsina, 1965, 431-433

TOPIC TAGS: extremity grafting, homoplastic surgery, parabiosis

ABSTRACT: Experiments were analyzed on grafting extremities in animals and two cases of successful grafting in man (a 12-year old boy in Boston, and a laborer in China) during trauma. It was noted that least successful grafting occurred in cases, when the diameter of the severed vessels was small, since the technique of sewing small vessels is still not perfected. The best results of grafting extremities in animals were under conditions of parabiosis, homoplastic surgery of extremities in man is possible when tissue incompatibility is overcome. [Translation of abstract]

SUB CODE: 06/

Card 1/1

UDC: 577.99+611.018.089.843

LAPCHINSKIY, F. A.

LAPCHINSKIY F.A.

O nekotorykh osobennostiakh deystviia sul'famidnykh preparatov pri tuberkuleze. [Certain properties of the effect of sulfonamide preparations in tuberculosis] Prob. tuberk., Moskva No. 2 Mar-Apr 51 p. 47-50.

1. Of Cherkassk Tuberculosis Hospital (Head Physician--H.N. Brechak).

CMML Vol. 20, No. 10 October 1951

LAPCHINSKIY, F. A.

Pneumoperitoneum, Artificial

Technique of pneumoperitoneum. Probl. tub. no. 2, 1952.

9. Monthly List of Russian Accessions, Library of Congress, August ¹⁹⁵²~~1953~~, Unclassified.

USSR/Electronics - Rural Radio facilities

Card : 1/1

Authors : Lapchinskiy, G. D., Secretary of Krasnoyarsk Regional Commissariat of the Communist party of the Soviet Union (KPSS)

Title : Let us pay attention daily to bringing radio facilities to rural districts

Periodical : Vest Svyaz, 5, 22 - 23, May 1954

Abstract : It is pointed out that up to 1 January of the current year, 145 new radio centers and 875 km of radio lines were installed; 2500 km of wire were suspended and 21,500 radio-points (installations with loudspeakers on telephone receivers) were opened in the Krasnoyarsk region. The original program designated that 201 collective farms be supplied with radio installations, but only 50 out of that number received them. It was hoped that the program outlined will be fulfilled before 1955.

Institution :

Submitted :

IAPCHINSKIY, I.D.

Effect of hydrochloric acid solution on the exocrine function
of the pancreas. Vrach.delo no.2:44-50 P '63. (MIRA 16:5)

1. Kafedra fakul'tetskoy terapevticheskoy kliniki (zav. - akademik
Akademii nauk UkrSSR, deystvitel'nyy chlen AMN SSSR, prof. V.N.
Ivanov [deceased]) Kiyevskogo meditsinskogo instituta.
(PANCREAS—SECRETIONS) (HYDROCHLORIC ACID)

S/125/61/000/008/004/014
D053/D113

AUTHORS: Zaruba, I.I., Potap'yevskiy, A.G., and Lapchinskiy, V.F.

TITLE: Effect of the dynamic characteristics of the power source upon carbon-dioxide-shielded welding with a wire electrode, 2 mm in diameter

PERIODICAL: *14* Avtomaticheskaya svarka, no. 8, 1961, 31-40

TEXT: Peculiarities of the carbon-dioxide-shielded welding process using a wire electrode 2 mm in diameter are described. The purpose of this work was to investigate the reason for a considerable metal spatter and a bad weld formation in this process, and to work out ways of eliminating these faults. The carbon-dioxide welding process with a consumable electrode, 2 mm in diameter, is performed by frequent short-circuiting of the arc gap. An examination of the welding process using high-speed photography and the oscillograms of the welding currents revealed that the quality of weld formation and the transfer and spattering of the weld metal depend on the dynamical properties of the power source, primarily on the rate at which the current rises at the moment when the arc gap is closed by a droplet of molten metal. The optimum rate of this short-circuit current (I_{sh}) rise was determined in Card 1/3 ✓

S/125/61/000/008/004/014 ✓
D053/D113

Effect of the dynamic characteristics...

a series of experiments conducted with an automatically fed wire electrode, 2 mm in diameter. The power was supplied by a BC-400 (VS-400) welding rectifier with a smoothly drooping exterior characteristic ($k \approx -0.06 \text{ V/A}$). The rate of I_{sh} rise was controlled by an adjustable inductor connected in the circuit. Based on the experimental results obtained, the authors conclude that the weld formation can be improved and the spattering reduced to 4 - 6% of its original amount by keeping the ratio of the dI_{sh} to dt within 8 - 20 KA/sec. The existing power sources for welding, however, do not secure the necessary rates of the short-circuit current. As a substitute, standard welding rectifiers or generators can be used with an inductor or reactor connected in series in the welding circuit to keep the rate of the I_{sh} rise within a 10 - 20 KA/sec limit. Good results were obtained with the VS-400 rectifier and an inductor of $(3 \div 5)10^{-3} \text{ H}$, and with the CG-300 (SG-300) generator and the PCT3-34 (RSTE-34) reactor. There are 6 figures, 3 tables, and 7 Soviet-bloc references.

Card 2/3

POTAP'YEVSKIY, A.G.; LAPCHINSKIY, V.F.

Dynamic properties of current sources for welding in carbon dioxide.
Avtom. svar. 16 no.9:42-46 S '63. (MIRA 16:10)

1. Institut elektrosvariki im. Ye.O.Patona AN UkrSSR.

L 43944-66 EWT(m)/EWP(k)/I/EWP(v)/EWP(t)/ETI IJP(c) JH/JD/HM

ACC NR: AP6027431

SOURCE CODE: UR/0125/66/000/007/0050/0053

AUTHOR: Lapchinskiy, V. F.; Potap'yevskiy, A. G.; Steblovskiy, B. A.;
Vaynerman, A. Ye. (Vyborg)

46B

ORG: Electric Welding Institute im. Ye. O. Paton, AN UkrSSR (Institut elektrosvaarki AN UkrSSR)

TITLE: Pulsed-power argon-shielded arc welding of aluminum alloys

SOURCE: Avtomaticheskaya svarka, no. 7, 1966, 50-53

TOPIC TAGS: ~~aluminum~~ manganese alloy, aluminum alloy, welding, pulsed ~~power~~ welding, inert gas welding/AMg6 aluminum alloy

ABSTRACT: The effect of pulse duration and frequency in argon-shielded pulsed-power welding on the shape and dimensions of AMg6¹ aluminum-magnesium² alloy welds has been investigated. Alloy sheets¹ and plates 2.5—25 mm thick were welded with SvAMg6 wire and A- or B-grade argon.² The arc behavior was recorded by a high-speed movie camera synchronized with an oscilloscope. It was found that as the pulse duration increases, the electrode burn-up rate and the width of the weld increase, but the depth of penetration and the height of reinforcement first increase and then decrease (see Fig. 1a). With increasing pulse frequency, the electrode burn-up rate and depth of penetration increase at all welding positions (Fig. 1b). In welding AMg3¹, AMg5B¹, AMg6 and AMg61 aluminum alloys, the use of pulsed power reduces considerably the weld porosity and

Card 1/3

UDC: 621.791.856.669.71

I 43944-66

ACC NR: AP6027431

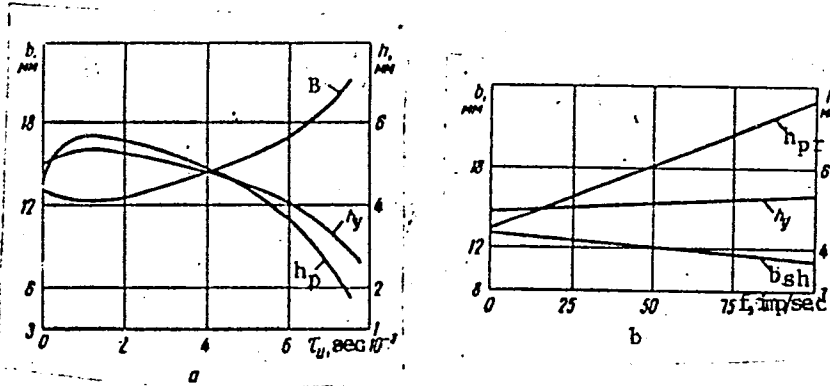


Fig. 1. Effects of pulse duration (a) and frequency (b) on width (B), depth of penetration (h_p) and height of reinforcement (h_y) of pulsed-power welds.

the amount of smoke as compared to conventional MIG welding. Pulsed-power welds in plates 10—25 mm thick had a strength of 27.9—29.4 kg/mm² and a bend angle of 53—72°, generally better than those of conventional MIG welds. Pulsed-power welding is suitable for all positions. It increases the output by 200—400%, and lowers the

Card 2/3

L 43944-66

ACC NR: AP6027431

argon consumption by 60—90%, the welding costs by 60—80% and the residual deformation by 20—30% compared to manual TIG welding. Orig. art. has: 2 figures and 3 tables. [TD]

SUB CODE: 11, 13/ SUBM DATE: 22Feb66/ ORIG REF: 005/ ATD PRESS: 506 /

Card 3/3 hs

L 61841-65 EWT(m)/EWA(d)/EWP(v)/T/EWP(t)/EWP(k)/EWP(z)/EWP(b)/EWA(c) PF-h
LJP(c) MJW/JD/HM/HW

ACCESSION NR: AP5016016

UR/0125/65/000/006/0016/0019
621.791.856

50
49
B

AUTHOR: Potap'yevskiy, A. G. (Candidate of technical sciences); Lapchinskiy, V. F. (Engineer); Buchinskiy, V. N. (Engineer)

TITLE: Transfer of electrode metal in pulse-arc welding in argon

SOURCE: Avtomaticheskaya svarka, no. 6, 1965, 16-19

TOPIC TAGS: arc welding, aluminum, aluminum alloy, stainless steel, copper, titanium, argon, high temperature effect, photography

ABSTRACT: Peculiarities of metal-transfer during argon-arc welding were studied for a series of materials in bottom, vertical, and overhead positions. The materials studied by high speed cinematic photography were: pure aluminum AD1, aluminum alloy AMg6, copper, titanium, and both stainless and carbon steels. The study showed that for normal argon-arc welding in a range of subcritical currents, the metal transfer proceeds in large drops with a frequency of 1-5 drops/sec. Photographs of the transfer process are shown for the materials and conditions listed above, under reverse polarity. Characteristic curves for the drop transfer and current change

Card 1/2

L 61841-65

ACCESSION NR: AP5016016

are presented for pulse-arc welding as a function of time. Transfer rate for normal arc welding is about 120-160 mm/sec, as compared to a maximum of 2000 mm/sec for pulse-arc welding. For pulse-arc welding, the energy, and consequently the minimal current for drop transfer of electrode metal increases with rod diameter. The pulse frequency was found to affect the size of the drops as well as the transfer rate. For practical use, 30-100 pulses/sec were adequate. Above 100 pulses/sec the drops do not have time to form; while below 30 pulses/sec, larger drops form, resulting in inferior transfer and seam formation. Orig. art. has: 4 figures, 1 table.

ASSOCIATION: Institut elektrosvariki im. Ye. O. Patona AN UkrSSR (Institute of Electric Welding, AN UkrSSR)

SUBMITTED: 26Dec64

ENCL: 00

SUB CODE: MM

NO REF SOV: 003

OTHER: 000

Card 2/2

Country : USSR
CATEGORY : Cultivated Plants. Grains. Leguminous Grains.
Tropical Cereals.
ABS. JOUR. : RZBiol., No. 4, 1959, No.15604
AUTHOR : Lapchuk, V.
INST. : L'vovskaya Oblast' Scientific Society for *
TITLE : Prospects of Cultivating Winter Barley in the
Kolkhozes of the Oblast' (L'vovskaya)
ORIG. PUB. : Byul. sil's'kogospod. inform. L'vovs'ke obl.
vid. t-va dlya posibir. polit. i nauk. znan'
URSR, 1957, No.2, 33-35
ABSTRACT : No abstract

*the Propagation of Political and Scientific
Knowledge UkrSSR

CARD: 1/1

LAPCHUK, V.A., inzh.; POYUROVSKAYA, E.I., inzh.; SHISHKIN, S.V.,
kand. tekhn. nauk

Freon resistance of electric insulating materials. Elektrotehnika
35 no.6:31-35 Je '64. (MIRA 17:8)

LAPCHUK, V. G. Sand Agr Sci -- "Peculiarities of cultivation of winter ~~barley~~
barley under conditions of ~~L'vovskaya~~ Oblast." Khar'kov, 1961 (Min of Agr
UkSSR. Khar'kov Order of Labor Red Banner Agr Inst im V. V. Dokuchayev).
(KL, 4-61, 204)

289
-289-

LAPCHUK, V.G., kand. sel'skokhoz. nauk

Crop rotations in the western areas of the Ukraine.
Zemledelie 26 no.6:17-24 Je '64. (MIRA 17:8)

1. Nauchno-issledovatel'skiy institut zemledeliya i
zhivotnovodstva zapadnykh rayonov UkrSSR.

LAPCIK, Lubomir, inz.

Device for extracting hard materials. Chem zvesti 19 no.2:
126-128 '65.

1. Chair of Physical Chemistry of the Slovak Higher School
of Technology, Kollarovo namestie 2.

L 70h0-66 EPF(c)/EWP(j)/T RM

ACC NR: AP6001103

SOURCE CODE: CZ/0043/65/000/002/0126/0128

AUTHOR: Lapcik, L. ^{44,5} Lapchik, L. (Engineer) 35
23

ORG: Faculty of Physical Chemistry, Slovak Technical University, Bratislava (Katedra fyzikalnej chemie Slovenskej vysokej skoly technickej)

TITLE: Apparatus for extraction of solid materials

SOURCE: Chemicke zvesti, no.2, 1965, 126-128

TOPIC TAGS: physical chemistry instrument, solvent extraction, polymer, macromolecular chemistry ^{44,5}

ABSTRACT: Author improved the apparatus for extraction as suggested by Schobel and Frausnitz for extraction of solids at room temperatures. The new arrangement allows the investigation of kinetics of extraction processes at various temperatures. Orig. art. has: 2 figures. [JPRS]

SUB CODE: 07 / SUBM DATE: 24Sep64 / ORG REF: 002 / OTH REF: 001

60
Card 1/1

LAPCİK, S.

"Welding in Czechoslovakia and Soviet Union". Reviewed by S.
Lapcik. Jemna mech opt 7 no.1:36 Ja '62.

VEKKER, L.M.; LAPE, Yu.P.

Building a tactile image. Vop. psikhol. 7 no.5:143-153 S-0 '61.

(MIRA 15:1)

1. Leningradskiy universitet (for Vekker). 2. Vil'nyusskiy universitet
(for Lape).

(PERCEPTION)

34910

R/004/62/000/002/002/002
D014/D105

9.2150 (1020,1159,1331)

AUTHORS: Mozes, G., Lapedatu, E., Zaharia, C., Friedmann, A., Arabian,
L., Radu, O., Bartoş, V., and Dedulescu, L.,(Bucharest)

TITLE: New types of selenium rectifier-cells

PERIODICAL: Electrotehnica, no. 2-3, 1962, 72 - 86

TEXT: The article describes the possibilities of improving the performance of Rumanian selenium rectifiers and presents three new rectifiers developed by ICET=Institutul de cercetări electrotehnice (Electrotechnical Research Institute) and the Uzinele "Grigore Preoteasa" ("Grigore Preoteasa" Plant). The performance of Rumanian selenium rectifiers was improved either by increasing the inverse-peak voltage as in SV-1 rectifiers, by increasing the current density as in SV-3 rectifiers, or by increasing the inverse-peak voltage and the current density as in SV-2 rectifiers. The SV-1 cell was improved by introducing thallium in a concentration of $8 \cdot 10^{-3} \%$ into the SnCd counter-electrode and applying solid sulfur-in-selenium solution on the surface of the selenium layer. This gave the SV-1 cell in normal cooling conditions an inverse-peak

+

Card 1/3

R/004/62/000/002/002/002
D014/D105

New types of selenium rectifier-cells

voltage of 25 - 40 v_{ef} , a current density of 25 ma/sq cm, a specific rectifying power of 0.3 - 0.4 w/sq cm, an over-all efficiency of 95 - 97%, an operating temperature of 65 - 75°C, and a volt-ampere characteristic as shown in Fig.5. The SV-1 cells are produced in series by the "Grigore Preoteasa" Plant. An increase of the current density in SV-3 rectifiers was achieved without reducing the inverse-peak voltage by providing the SnCd counter-electrode with adequate thallium. The SV-3 cell has in natural cooling conditions an inverse-peak voltage of 25-30 v_{ef} , a current density of 50 ma/sqcm, a specific recti-

fyng power of 0.8 w/sq cm, an over-all efficiency of 96%, an operating temperature of approx. 60°C, and a volt-ampere characteristic as shown in Fig.19. In forced cooling conditions, the specific rectifying power increases to 2.4 w/sq cm. Serial production of the SV-3 cell is being prepared. In SV-2 rectifiers, the aluminum base was first coated with a 0.5 - 1.5- μ -thick cadmium layer and then with a 60 - 70- μ -thick selenium layer. The non-rectifying junction was obtained by soldering under pressure a 40- μ -thick bismuth-coated aluminum sheet on the selenium layer. The SV-2 rectifier has in natural

Card 2/6

New types of selenium rectifier-cells

R/004/62/000/002/002/002
D014/D105

cooling conditions an inverse-peak voltage of 35 - 50 v_{ef} , a current density of 50 ma/sq cm, a specific rectifying power of 0.7 - 0.95 w/sq cm, an over-all efficiency of 96 - 97%, an operating temperature of 65 - 70°C and a volt-ampere characteristic as shown in Fig. 28. There are 31 figures.

ASSOCIATION: Mozes, L., Lapedatu, E., Zaharia, C., and Friedmann, A.: ICET; Arabian, L., Radu, O., Bartoș, V., and Dedulescu, L.: Uzinele "Grigore Preoteasa" ("Grigore Preoteasa" Plant).

+

Card 3/6

FINTESCU, Dan, ing. (Bucuresti); DAN, Ion, ing. (Bucuresti); ZARONI, Romulus, ing. (Bucuresti); LAPEDATU, Elena, ing. (Bucuresti)

Automation drive with direct current motors for drilling equipment. Electrotehnica 11 no.8:299-309. Ag'63.

1. Sef de laborator la Institutul de Cercetari Electrotehnice (for Fintescu). 2. Cercetator principal la Institutul de Cercetari Electrotehnice (for Dan, Zaroni, Lapedatu).

FINTESCU, Dan, ing. (Bucuresti); ZARONI, Romulus, ing. (Bucuresti);
SERBANESCU, Bianca, ing. (Bucuresti); HERLEA, Apolador, ing.
(Bucuresti); LAPEDATU, Elena, ing. (Bucuresti)

Electric equipemnt for electrofilters. Electrotehnica 11 no.9:
333-343 S'63.

1. Sef al laboratorului de actionari electrice al Institutului de
cercetari electrotehnice (for Fintescu). 2. Cercetator principal
la laboratorul de actionari electrice al Institutului de cercetari
electrotehnice (for Zaroni). 3. Cercetator la laboratorul de
actionari electrice al Institutului de cercetari electrotehnice
(for Serbanescu, Herlea, Lapedatu).

LAPEKIN, L.N., inzh.

Movable tower drilling rig. Gor.zhur. no.5:60-61 My '61.
(MIRA 14:6)

1. GiproNikel', Leningrad.
(Rock drills)

LAPEKIN S. I.

ARSEN'YEV, A.A., kand.geologo-mineral.nauk, otv.red.; ASKASINSKIY, V.V., inzh.-geolog, red.; LEITES, A.M., inzh.-geolog, red.; POPOV, S.D., doktor geologo-mineral.nauk, red.: Sostaviteli kart: LAPEKIN, S.I.; SULERZHITSKIY, L.D.. GALUSHKO, Ya.A., red.izd-va; ASTAF'YEVA, G.A., tekhn.red.

[Mineral deposits in Chita Province; ferrous and nonferrous metal deposits] Poleznye iskopaemye Chitinskoi oblasti; chernye metally i nemetallicheskie poleznye iskopaemye. Moskva, 1959. 141 p.

(MIRA 13:2)

1. Akademiya nauk SSSR. Sovet po izucheniyu proizvoditel'nykh sil. 2. Institut geologicheskikh nauk AN SSSR (for Lapekin, Sulerzhitskiy).

(Chita Province--Ore deposits)

BREGADZE, Yu.I.; BREYFISH, I.V.; GUBATCEA, D.Ya.; KEMER, R.Ya. [Kemers, R.];
LAPENAS, A.A.

Channel of the IRT-2000 reactor for radiobiological investigations.
Radiobiologiya 4 no.4:627-631 '64. (MIRA 17:11)

1. Institut fiziki AN Latviyskoy SSR, Institut biologii AN Lat-
viyskoy SSR i Institut biologicheskoy fiziki AN SSSR, Moskva.

L 53942-65 EWI(m)/EPF(c)/EPF(n)-2/EWG(m)/EPR Pr-4/Pe-4/Pu-4 WH

ACCESSION NR: AT5013235

UR/3119/64/000/002/0003/0011

AUTHOR: Bregadze, Yu. I.; Breykin, I. V.; Gubatova, D. Ya.; Kemer, R. Ya.; Lapenas, A. A. 42
39
BT

TITLE: Equipment and dosimetric studies in the biological channel of the IRT-2000 reactor 19

SOURCE: AN LatSSR. Institut fiziki. Radiatsionnaya fizika, no. 2, 1964.
Dosimetriya neytronov i gamma-luchey (Dosimetry of neutrons and gamma rays), 3-11

TOPIC TAGS: reactor biological channel, reactor channel neutron spectrum, reactor channel Gamma ray, neutron spectrum variation, radiation dosimetry, tissue dose

ABSTRACT: The article describes the technical details of the equipment of the biological channel (No. 8) of the IRT-2000 reactor at the Institut fiziki AN Latvyskoy SSR (Physics Institute, AN Latvian SSR), based on the experimental equipment of the No. 1 channel of the IRT reactor at the Institute atomnoy energii im. I. V. Kurchatova (Institute of Atomic Energy). Dosis measurements showed that: 1) the range of intensities is sufficient for the most varied types of biological investigations; 2) the minimum admixture of gamma rays is 11% of
Card 1/2

L 53942-65

ACCESSION NR: AT5013235

3

the total tissue dosis; 3) fast neutrons do not exhibit any significant change in spectrum along the channel; 4) the weakening of the tissue dosis of fast neutrons across the depth of hydrogen-containing biological objects within the channel is accompanied by fast-neutron spectrum changes in the direction of higher energies; 5) a more accurate determination of the absolute value of the tissue dosis requires the knowledge of the entire neutron spectrum and also the spectrum of the gamma rays present. "The authors thank K. K. Baltmugur for valuable advice during the course of the study and for the discussion of the results, and Ye. M. Kashlinskiy for his help during the work." Orig. art. has: 6 figures.

ASSOCIATION: Institut biologicheskoy fiziki AN SSSR (Institute of Biophysics AN SSSR); Institut biologii AN Latviyskoy SSR (Institute of Biology AN Latvian SSR); Institut fiziki AN Latviyskoy SSR (Institute of Physics AN Latvian SSR)

SUBMITTED: 00

ENCL: 00

SUB CODE: NP, LS

NO REF SOV: 003

OTHER: 001

SR
Card 2/2

LAPENKO, I.S.

Higher qualifications for teachers of intermediate (secondary) medical schools. Feldsher & akush. No.8:58-59 Aug 51. (CLML 21:1)

LAPENKO, I. S.

LAPENKO, I. S.

Organization of clinical practices in the Feldsher-Midwife
School of Kharkov. Feldsher & akush., Moskva no. 11:53-54
Nov. 1951. (CIML 21:3)

1. LAPENKO, I. S.
2. USSR (590)
4. Midwives
7. Method of preparation os schedules in schools for midwives and feldshers. Fel'd.i akush. no. 12, 1952.

9. Monthly List of Russian Accessions, Library of Congress, March 1953, Unclassified.


LAPENKO, I. S.

~~CONFIDENTIAL~~
Course of reorganization of the education according to the Pavlovian theory. Fel'dsher & akush. no. 2:57-61 Feb 1953. (GIML 24:2)

1. Assistant to Director in pedagogy.

"APPROVED FOR RELEASE: 08/31/2001

CIA-RDP86-00513R000928610007-8



APPROVED FOR RELEASE: 08/31/2001

CIA-RDP86-00513R000928610007-8"

LAPENKO, V. L.

75-11-12/56

AUTHORS: Mikhant'yev, B. I. , Lapenko, V. L.

TITLE: Vinylation of Monoacetone-d-Glucose (Vinilirovaniye monoatseton-d-glyukozy)

PERIODICAL: Zhurnal Obshchey Khimii, 1957, Vol. 27, Nr 11, pp.2972-2974 (USSR)

ABSTRACT: Quite a number of successful works on the vinylation of alcohols and phenols of different structure were in recent time carried out by A. Ye. Favorskiy and M. F. Shostakovskiy. Among them the vinyl derivatives of α -methylglucoside and of cellulose were obtained. The attempt to vinylate monoacetone-d-glucose failed. In the present work the authors tried the vinylation of isopropylidene-d-glucose. The vinylation of d-glucose itself gave only a small yield of vinyl ester. The acetone derivatives were because of their great thermal stability and their easy solubility in organic solvents selected in comparison with d-glucose. Monoacetone-d-glucose was produced from diacetone-d-glucose by partial hydrolysis. Isopropylidene-d-glucose was in ethyl ether at 145 - 150°C exposed to the action of acetylene in the course of 6 - 7 hours with 20 % KOH of the weight of the acetone derivative and a pressure of 18 - 24 atmospheres. The yield of trivinylmonoacetone-d-glucose was up to 44 %. Thus 3,5,6-trivinyl-1-2-isopropylidene-

Card 1/2

79-11-12/56

Vinylation of Monoacetone-d-Glucose

-d-Glucose was synthesized from 1,2-isopropylidene-d-glucose and acetylene. It was possible to separate 3,5,6-trimethyl-1,2-isopropylidene-d-glucose in the hydrogenation of trivinylmonoacetone-d-glucose. There are 7 references, 4 of which are Slavic.

ASSOCIATION: Voronezh State University
(Voronezhskiy gosudarstvennyy universitet)

SUBMITTED: November 9, 1956

AVAILABLE: Library of Congress

1. Monoacetone-d-Glucose-Vinylation

Card 2/2

LAPENKO, V.L., Cand Chem Sci--(diss) "Synthesis of vinyl esters of *acetone*
~~acetone~~ derivatives of d-glucose and their transformations." Voronezh, 1958.

13 pp (Min of Higher Education USSR. Voronezh State U), 150 copies

(KL, 45-58, 143)

- 27 -

S/153/60/003/003/035/036/XX
B016/B058

AUTHORS: Mikhant'yev, B. I., Lapenko, V. L.

TITLE: Interaction of Monovinyl Diacetone-d-glucose With Alcohol and Organic Acids

PERIODICAL: Izvestiya vysshikh uchebnykh zavedeniy. Khimiya i khimicheskaya tekhnologiya, 1960, Vol. 3, No. 3, pp. 560 - 561

TEXT: The authors report on the synthesis of an acetal carried out by them: 3-(n-butoxy-2-ethylidene)-1,2-5,6-diisopropylidene-d-glucose in the presence of concentrated H_2SO_4 as a catalyst. They further synthesized two acylals: 3-(formoxy-2-ethylidene)-1,2-5,6-diisopropylidene-d-glucose and 3-(acetoxy-2-ethylidene)-1,2-5,6-diisopropylidene-d-glucose. Monovinyl-diacetone-d-glucose served as initial compound for the synthesis of all three materials. The acetal was produced through accumulation of n-butyl alcohol on the initial compound, the acylals through accumulation of formic acid and acetic acid, respectively. The authors conducted

Card 1/2