

Kuz'michev. S. I.

Grad Chem Sci

Dissertation: "Hydration Mechanism of Sodium Trisphosphate."

27 May 49

Scientific Inst of Fertilizers and Insect ofungicides named Ya. V. Samoylov, Ministry
of the Chemical Industry, USSR

SO Vecheryaya Moskva

Sum 71

KUZ'NICHEV, S. I.

USSR/Inorganic Chemistry - Complex Compounds, C

Abst Journal: Referat Zhur - Khimiya, No 19, 1956, 61271

Author: Kuz'nichev, S. I.

Institution: None

Title: Mechanism of Hydration of Sodium Trimetaphosphate

Original

Periodical: Tr. Mosk. aviats. in-ta, 1955, No 52, 36-46

Abstract: As a result of investigations of the hydration of Na-trimetaphosphate (I) at 100° in strongly alkaline medium, it is shown that in accordance with previously stated views (Khodakov, Yu. V., Dokl. AN SSSR, 1944, 42, No 3; 43, No 5) the primary product is tripolyphosphate (II) and not the orthophosphate (III) or pyrophosphate (IV). The process of hydration proceeds according to the scheme: I → II → III → IV. Concentration of II increases rapidly at first and then decreases evenly with concurrent increase in concentration of III and IV. Hydration reactions of both stages conform to equations of first order. The mechanism of hydration in neutral and weakly alkaline media is the same.

Card 1/1

KUZ'NICHEN, V. A.

Alkayev, V. A., Candidate of Veterinary Sciences

Kudryavtsev, A. A., Professor, Doctor of Biological Sciences

Shteyman, S. I., Hero of Socialist Labor, Laureate of Stalin Prize

"Increasing the Vitality of Calves in Highly Protective Herds"

SO: Dostizheniya Nauk i Peredovoy Praktiki, No. 2: 17-21, Feb. 1951, Uncl.

KUZMICHEV, V.I.; PECHEN', V.N., mekhanik-naladchik defektoskopov;
POTAPENKO, V.D.; SKREZHENDEVSKIY, Ye.V., dotsent

Results of the testing of a transistorized defectoscope. Put' i
put.khoz. 5 no.8:31 Ag '61. (MIRA 14:10)

1. Nachal'nik defektoskopnogo vagona-laboratorii MRD-52 Belorusskoy dorogi (for Kuzmichev).
2. Kafedra elektrotekhniki Belorusskogo instituta inzhenerov zheleznodorozhnogo transporta (for Potapenko).
3. Kafedra "Put' i putevoye khozyaystvo Belorusskogo instituta inzhenerov zheleznodorozhnogo transporta (for Skrezhendevskiy).
(Railroads--Rails--Testing)

KUZ'MICHEV, V.I.; SMAGORINSKIY, B.S., red.; IZHBOLDINA, S.I., tekhn.
red.

[The lights of the Volgograd State Regional Electric Power
Plant] Ogni Volgogradskoi GRES. Volgograd, Volgogradskoe
knizhnoe izd-vo, 1962. 113 p. (MIRA 15:11)

1. Sekretar' partiynogo komiteta elektrostantsii Volgograd-
skoy Gosudarstvennoy komissii po elektrifikatsii Rossii (for
Kuz'michev).

(Volgograd--Electric power plants)

S/146/60/003/004/009/010
B004/B056

AUTHORS: Kuz'michev, V. N., Nesteruk, V. F.

TITLE: Measurement of the Frequency of a Pulse Train With Large Reciprocal of the Pulse Duty Factor by Means of a Standard Frequency Meter

PERIODICAL: Izvestiya vysshikh uchebnykh zavedeniy. Priborostroyeniye, 1960, Vol. 3, No. 4, pp. 106-107

TEXT: The standard frequency meters of the types ИЧ-5 (ICh-5) and ИЧ-6 (ICh-6) permit only the measurement of voltage pulses in which the ratio between the durations of the positive and of the negative part of the period is between $1/3$ and 3 . By connecting a trigger in series, the upper limit of measurement of these apparatus may, however, be increased to 400 kc/sec. A 6Н1П (6N1P) tube is used in the trigger circuit. The present paper is recommended by the kafedra fiziki (Chair of Physics). There are 2 Soviet references.

Card 1/2

Measurement of the Frequency of a Pulse
Train With Large Reciprocal of the Pulse
Duty Factor by Means of a Standard Frequency
Meter

S/146/60/003/004/009/010
B004/B056

ASSOCIATION: Leningradskiy korablestroitel'nyy institut
(Leningrad Institute of Shipbuilding)

SUBMITTED: February 18, 1960



Card 2/2

ANDREYEV, A.I.; KUZ'MICHEV, V.N.

Device for determining the distribution function of random processes. Trudy LKI no.38:231-235 '62. (MIRA 16:7)

1. Kafedra fiziki Leningradskogo korablestroitel'nogo instituta.
(Random processes)
(Pulse techniques (Electronics))

KUZ'MICHEV, V. M.

ACCESSION NR: AR3000175

S/0274/63/000/001/A060/A060

SOURCE: RZh. Radiotekhnika i elektrosvyaz', Abs. 4A373

AUTHOR: Kuz'michev, V. M.; Sheyko. V. P.

TITLE: Design of pulse transformer for semiconductor triode circuits

CITED SOURCE: Uch. zap. Khar'kovsk. un-t. Tr. Radiofiz. fak., v. 121, no. 5, 1962, 164-168

TOPIC TAGS: pulse transformer design; semiconductor triode circuits; parameter calculations

TRANSLATION: Conventional pulse transformers do not permit to obtain narrow pulses of good rectangularity in semiconductor triode circuits, because their stray capacitance, stray inductance and transfer capacitance are too high. The values of parasitic parameters can be reduced to a minimum by a proper design of the transformer. The transformer is

Card 1/2

ACCESSION NR: AR3000175

made with a toroidal ferrite core, and in lieu of the ordinary round wire a flat copper tape is used, which is wound on the core in a single layer. The windings are arranged in such a manner that the turns of the secondary winding are located between the turns of the primary. With such a design it is possible to obtain a transformation ratio in the range of 1-3. Calculations of all the parameters of the 2-winding transformer of the proposed design are presented, and also the results of experimental verifications, which are in good agreement with the calculations. Orig. art. has: 4 references. V. P.

DATE ACQ: 16May63 ENCL: 00

SUB CODE: 00

Card 2/2

ACCESSION NR: AP4036518

S/0103/64/025/005/0727/0732

AUTHOR: Kuz'michev, V. N. (Leningrad); Nesteruk, V. F. (Leningrad)

TITLE: Methods and an outfit for determining correlation functions of normal and pulsed random processes

SOURCE: Avtomatika i telemekhanika, v. 25, no. 5, 1964, 727-732

TOPIC TAGS: correlation, correlation function, correlator, random process correlator

ABSTRACT: A correlator intended for obtaining the correlation functions of normal random processes is described; the same instrument can determine the correlation functions of various packets of constant-amplitude pulse signals (generalized telegraph signals, chaotic signal trains, etc.). In the above cases, the correlation functions are determined exactly, thanks to the principle of operation of the instrument; for other classes of random processes, the functions

Card 1/2

ACCESSION NR: AP4036518

can be approximately determined. One-level quantization results in a relatively simple scheme with no necessity for retaining the shape of the realization through the delay line; moreover, the multiplication operation is reduced to a simple coincidence operation. To increase the accuracy of the readings, not only amplitude quantization but also time quantization is used, which permits reducing the procedure of taking readings to counting the number of pulses. The design permits determining the correlation functions of stationary random processes with a mean-square value of about 40 v and 1 microsec - 20 sec or longer time. The maximum over-all error is claimed to be 15%. Orig. art. has: 7 figures and 3 formulas.

ASSOCIATION: none

SUBMITTED: 01Oct62

DATE ACQ: 03Jun64

ENCL: 00

SUB CODE: DP

NO REF SOV: 007

OTHER: 000

Card 2/2

L 22138-66 EWT(d)/FBD/EWT(1)/EEC(k)-2/T/EWP(k)/EWA(h) IJP(c) WG

ACC NR: AP6012935

SOURCE CODE: UR/0115/65/000/005/0037/0041

AUTHOR: Valitov, R. A.; Kalinin, Yu. A.; Kuz'michev, V. M.

ORG: none

TITLE: Measurement of energy and power of optic quantum lasers₂₅

SOURCE: Izmeritel'naya tekhnika, no. 5, 1965, 37-41

TOPIC TAGS: laser, ruby laser, calorimeter, elastic oscillation, gaseous state laser, photoelectric effect, thermal effect

ABSTRACT: A survey of presently known methods of measuring the electrical characteristics of lasers. Types of measuring devices must vary for measurement of the various types of laser outputs which vary from low power, continuous operating He-Ne gas lasers to very high power, very short pulse duration ruby lasers. The effects used in measurement are the thermal, pondermotive and photoelectric effects. A typical calorimeter for power measurement is described, its operation and principle sources of error (errors in calibration of dc or condensor energy, transparency of calorimeter sections, degree of "blackness" of black body, readout, and energy loss compensation) are discussed. A drawing of a pondermotor power measuring device is presented and its

Card 1/2

UDC: 621.375.9

L 22138-66

ACC NR: AP6012935

operation briefly outlined. Main sources of error listed are: error in measurement of specific moment of rotation of thread and of inertia of mobile system; inaccurate beam aiming; readout error; radiometric effects; inaccurate determination of angle of fall on reflecting surface and of reflecting capacity of the surface. The formation of elastic oscillations and other effects are also noted as having been suggested as bases for measurement of laser power. Orig. art. has: 2 figures. [JPRS]

SUB CODE: 20 / SUBM DATE: none / ORIG REF: 016 / OTH REF: 020

Card

2/2 BK

L 18466-66 FSS-2/EWT(1)/ETC(f)/EFF(n)-2/EWG(m)

ACC NR: AP6002557

SOURCE CODE: UR/0286/65/000/023/0056/0056

AUTHORS: Kuz'michev, V. M.; Polovnikov, G. G.; Valitov, R. A.

37
B

ORG: none

TITLE: Optical range differential calorimeter. Class 42, No. 176707

21.14.55

SOURCE: Byulleten' izobreteniy i tovarnykh znakov, no. 23, 1965, 56

TOPIC TAGS: calorimeter, optic black body

ABSTRACT: This Author Certificate presents an optical range differential calorimeter containing a thermally insulated case with windows behind which are placed two radiation receptors. The receptors are identical copper conical black body simulators with calibration helices spaced to insure opacity of the cone from the helix to the normally incident radiation. The calorimeter also contains a thermal battery in contact with the surfaces of the conical simulator and a recording device (see Fig. 1). For simultaneous and independent determination of two incoming energies and their difference, the calorimeter contains additional reference conical black body simulators. Thermal batteries making contact with the side

Card 1/2

29

UDC: 535.23.082.63.002.56

2

L 18466-66

ACC NR: AP6002557

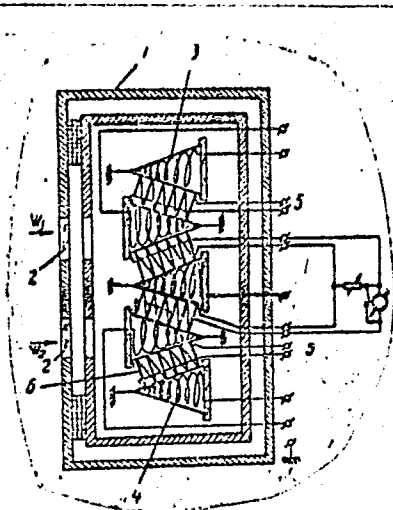


Fig. 1. 1 - case; 2 - window;
3 - conical black body
simulator; 4 - calibration
helix; 5 - galvanometers;
6 - thermal battery.

surfaces of the radiation receptors are connected in opposition in the measuring circuit. Orig. art. has: 1 diagram.

SUB CODE: 20/ SUEM DATE: 23May64

Card 2/20

L 23880-66 EWT(d)/EWT(1)/EWA(h)

ACC NR: AP6013502

SOURCE CODE: UR/0120/66/000/002/0086/0087

AUTHOR: Kuz'michev, V. N.

. 52
51
B

ORG: Higher Naval Radio Electronics Academy (Vysshee voyenno-morskoye uchilishche radioelektroniki)

TITLE: Generator of a sequence of random pulses 25

SOURCE: Pribory i tekhnika eksperimenta, no. 2, 1966, 86-87

TOPIC TAGS: periodic pulse, pulse generator, pulse amplitude modulation, pulse amplitude

ABSTRACT: A circuit has been designed to generate a sequence of rectangular periodic pulses whose amplitudes change according to the law of random processes. The circuit of the generator is shown in Fig. 1. A sequence of clock pulses is fed from the output of the blocking oscillator 1 to the shaping trigger 2 with one stable state. Pulses are fed from the trigger output to the differential network C_5R_{11} , which together with triggers 4 and 7 forms standard charge and discharge pulses. The duration of the pulses is longer than the time constant of the charge and discharge networks of the modulator. The pulses standardized by the trigger are amplitude modulated by the modulator 5. The standard charge pulses are fed from the trigger to one of the inputs of the modulator, while the modulating random signal is fed to another. A sequence of charge pulses with random amplitude is developed at the output 2

Card 1/3

UDC: 621.317.765.4

L 23880-66

ACC NR: AP6013502

of the modulator. This sequence of pulses passes through a cathode follower and an amplifying stage 9 and finally is fed to the output of the generator. The generator has the following specifications: prf, from 50 cps to 5 kc; rise time from 2 to 5 μ sec at an amplitude of 30 v and duration of 200 μ sec. Average output voltage is about 30 v. The author expresses thanks to B. F. Nesteruk for a number of valuable remarks made during a discussion of the article. Orig. art. has: 3 figures. [CS]

SUB CODE: 09/ SUBM DATE: 06Dec64/ ATD PRESS: *H246*

Card *3/3dda*

1955, 7. 1.

"Certain Biological and Agrotechnical Problems of Corn on the Forest Steppe of the Ukrainian SSR." Cand Agr Sci, Khar'kov Order of Labor Red Banner Agricultural Inst imeni V. V. Dokuchyev, Min Higher Education USSR, Khar'kov, 1955. (KL, No 15, Apr 55)

SO: Sum. No. 704, 2 Nov 55 - Survey of Scientific and Technical Dissertations Defended at USSR Higher Educational Institutions (16).

POLFEROV, B.V.; KUZ'MICHEV, V.P.; KULESHOV, M.N.

Development and ripening of corn kernels on the cob. *Fiziol.*
rast. 3 no.1:36-42 Ja-F '56. (MLRA 9:5)

1. Kafedra rasteniyevodstva Khar'kovskogo sel'skokhozyaystvennogo
instituta.

(Corn (Maise))

Country : USSR
Category : Cultivated Plants. Cereals. Leguminous Plants.
Tropical Cereals. M

Abs Jour : RZhBiol., No 6, 1959, No 24852

Author : Rizhikov, D. P.; Kuz'michov, V. P.
Inst : Ukrainian Academy of Agricultural Sciences.
Title : Concerning the Corn Feeding Area in Fields
Protected by Forest Belts.
Orig Pub : Vysnik sil's'kogospod. nauky. Ukr. akad. sil's'ko-
gospod. nauk, 1958, No. 3, 24-26
Abstract : No abstract.

Card : 1/1

PHASE I BOOK EXPLOITATION

SOV/4717

Kuz'michev, Vladimir Timofeyevich

Metody i sredstva aktivnogo kontrolya razmerov v mashinostroyeni (Methods and Means for Dimensional Feedback Control in Machine Building) Moscow, Mosk. dom nauchno-tekhn. propagandy imeni F.E. Dzerzhinskogo, 1957. 61 p.
(Series: Stenogramma leksiy) 5,000 copies printed.

Sponsoring Agency: Obshchestvo po rasprostraneniyu politicheskikh i nauchnykh znaniy RSFSR; Moskovskiy dom nauchno-tekhnicheskoy propagandy imeni F.E. Dzerzhinskogo.

Ed.: S.I. Abramson; Tech. Ed.: R.A. Sukhareva.

PURPOSE: This booklet is intended for designers and setup personnel dealing with feedback control.

COVERAGE: The booklet is a stenographic report of lectures delivered by the author. Fundamental principles of feedback control are discussed and classifications are included. The author examines errors which appear in the dimensional feedback

Card 1/3

Methods and Means for Dimensional Feedback (Cont.)

SOV/4717

control of machine tools and discusses modern means of dimensional feedback control. The author primarily discusses measuring devices which are mounted on machine tools (in-process measuring devices). The concluding paragraphs of Part III contain statistical data regarding rejects in Soviet plants. Several non-Soviet automatic machines for dimensional control are mentioned in Part III. No personalities are mentioned. There are 4 references, all Soviet.

TABLE OF CONTENTS:

PART I. FUNDAMENTAL CONCEPTS AND CLASSIFICATION

1. Extended Classification of the Special Control Equipment	3
2. In-Process and Post-Process Measuring Devices	4
3. Basic Elements of the In-Process Measuring Devices	8
4. Classification Patterns of the Most Widely Used In-Process Measuring Devices	13
5. Descriptions of Some Typical In-Process Measuring Devices	22

Card ~~2/3~~

KUZ'MICHEV, V.T., aspirant

Calculating and checking the precise positions of axes of
cylindrical surfaces. Izv. vys. ucheb. zav.; mashinostr. no.9:
35-57 '58. (MIRA 12:10)

1.Moskovskiy vecherniy mashinostroitel'nyy institut.
(Mechanical engineering)

KUZ'MICHEV, V. T.

PHASE I BOOK EXPLOITATION

SOV/5862

Vysotskiy, A. V., Ye. R. Dvoretzkiy, V. V. Kondashevskiy, V. T. Kuz'michev,
I. K. Morozov, P. M. Polyanskiy, Z. L. Tubenshlyak, G. V. Khokhlova,
G. V. Chasovnikov, and M. L. Shleyfer

Pribory i ustroystva dlya aktivnogo kontrolya razmerov v mashinostroyeni
(Instruments and Equipment for the Active Control of Dimensions in Machine
Building) Moscow, Mashgiz, 1961. 303 p. (Series: Progressivnyye sredstva
kontrolya razmerov v mashinostroyeni) Errata slip inserted. 7000 copies
printed.

Ed. of Series: B. S. Bayburov, M. I. Kochenov, and D. D. Malyy; Scientific Ed.:
Ye. R. Dvoretzkiy; Ed. of Publishing House: A. G. Akimova; Tech. Ed.: V. D.
El'kind; Managing Ed. for Literature on Means of Automation and Instrument
Building: N. V. Pokrovskiy, Engineer.

PURPOSE: This book is intended for technical personnel engaged in the design of
controlling devices. It may also be useful to students specializing in the
field of instrumentation at schools of higher technical education and tekhnikams.

Card 1/6

Instruments and Equipment (Cont.)

SOV/5862

COVERAGE: Dimensional control instruments and devices used in machine building which have been tested under experimental and industrial conditions are described. Concise information on non-Soviet control systems is also given. The present work is part of a series devoted to modern controlling devices, and was recommended by the Commission of the State Scientific-Technical Committee of the Council of Ministers USSR. The commission was set up to assist in the introduction of advanced methods and devices of dimensional control in machine building. No personalities are mentioned. There are 74 references: 47 Soviet, 20 English, and 7 German.

TABLE OF CONTENTS:

Foreword	5
Ch. I. General Observations on Instruments and Devices of Active Control (Ye. R. Dvoretzkiy)	7
1. The role of active control and the provisions for its introduction	7
2. Special features in the development of active control instruments	8
3. Basic types of the means of active control	9

Card 2/6

Instruments and Equipment (Cont.)

SOV/5862

Ch. II. Instruments and Devices for Active Control of Shaft Dimensions in Cylindrical Grinding (A. V. Vysotskiy, V. V. Kondashevskiy, V. T. Kuz'michev, I. K. Morozov, P. M. Polyanskiy, G. V. Khokhlova, G. V. Chagovnikov, and M. L. Shleyfer)	18
1. Instruments for the indirect visual control of shaft dimensions by measuring the displacement of the grinding-wheel spindle stock	18
2. Single-contact instruments and devices for the control of shaft dimensions	19
3. Two-contact instruments and devices for the control of shaft dimensions	23
4. Three-contact instruments and devices for the control of shaft dimensions	51
5. Pneumatic instrument for contactless automatic control	83
6. Instruments and devices for the control of stepped shafts	85
7. Instruments for the control of recessed shaft surfaces	88
8. Control instruments and devices used in face-grinding on cylindrical grinders	103

Card 3/6

Instruments and Equipment (Cont.)

807/5862

9. Device for automatic control in the grinding of shafts with reference to the hole of a conjugated part (bushing)	108
10. Automatic readjustment of cylindrical grinders	113
Ch. III. Instruments and Readjusting Devices for the Control of Shaft Dimensions in Centerless Grinding (A. V. Vysotskiy, V. V. Kondashevskiy, P. M. Polyanskiy, G. V. Khokhlova, M. L. Shleyfer and Z. L. Tubenshlyak	115
1. Instruments and devices for the control of shaft dimensions in centerless grinding	115
2. Readjusting devices	118
3. Protective-blocking devices of centerless grinders	146
Ch. IV. Control Instruments and Devices in Internal Grinding (A. V. Vysotskiy, V. V. Kondashevskiy, V. T. Kuz'michev, P. M. Polyanskiy, G. V. Khokhlova, G. V. Chasovnikov, M. L. Shleyfer)	148
1. Device for control with plug gages	148
2. Single-contact instruments and devices	151
3. Two-contact instruments and devices	178
4. Three-contact instrument with vibratory contacting transducer for visual control	196

Card 4/6

Instruments and Equipment (Cont.)	SOV/5862
Ch. V. Instruments and Devices for Hole Control in Honing (V. V. Kondashevskiy, V. T. Kuz'nichev, and M. L. Shleyfer)	199
Ch. VI. Instruments and Devices for Active Control in Surface Grinding (V. V. Kondashevskiy, V. T. Kuz'nichev, I. K. Morozov, and G. V. Khokhlova)	221
1. Instruments and devices for in-process control in surface grinding	221
2. Devices for automatic readjustment of surface grinders	231
Ch. VII. Device for In-Process Control in Grinding Parts With Contour Surfaces (V. V. Kondashevskiy)	243
Ch. VIII. Control Instruments and Devices Used in Lathework (A. V. Vysotskiy, V. V. Kondashevskiy, V. T. Kuz'nichev and M. L. Shleyfer)	246
1. Instruments and devices for in-process control in machining	246
2. Readjusting devices for control after turning	250
3. Blocking and protective devices used in lathework	262
Ch. IX. Devices for Automatic Readjustments in Gear Tooth Machining (V. V. Kondashevskiy)	266
Card 5/6	

Instruments and Equipment (Cont.)	807/5862
Ch. X. Devices for Dimensional Control of the Boring Mill Operation (V. V. Kondashevskiy)	
1. Automatic readjustment of boring mills	273
2. Protective blocking devices of boring mills	273 277
Ch. XI. Protective Blocking Devices of Drilling and Boreaching Machines (V. V. Kondashevskiy)	282
Ch. XII. Combined Instruments for the Control of Several Part Dimensions (V. F. Kaz'nichev, P. M. Polyanskiy, G. V. Koshklova, and G. V. Chasovnikov)	288
Bibliography	300
AVAILABLE: Library of Congress (D51167.F73)	

Card 6/6

EV/wrc/mas
1-9-62

KUZ'MICHEV, V.T.

Methods for measuring the apertures of connecting rods. Avt. prom.
no. 1:27-28 Ja '61. (MIRA 14:4)

1. Moskovskiy avtozavod imeni Likhacheva.
(Automobiles--Engines--Cylinders) (Connecting, Rods)

KUZ'MICHEV, V.T., aspirant

Hydrophobic mineral powders based on powdered waste materials of
industry. Sbor. trud. Khab. avt.-dor. inst. no.2:41-47 '62.
(MIFA 1824)

1. Khar'kovskiy avtomobil'no-dorozhnyy institut.

KUZ'MICHEV, V.T.

Stand for testing driven clutch disks. Avt. prom. 29 no.4:
34-35 Ap '63. (MIRA 16:6)

1. Moskovskiy avtozavod imeni Likhacheva.
(Clutches(Machinery)--Testing)

KUZ'MICHEV, V.T., inzh.

Mineral powder from improved filter and press waste products.
Avt. dor. 27 no.4:18-19 Ap '64. (MIRA 17:9)

KUZ'MICHEV, V.Ya.; FEDOROVA, Ye.I.

Materials on the epidemiology and helminthiasis among the population of central Kazakhstan. Izv. AN Kazakh SSR. Ser. fiziol. i med. no.7: 85-98 '56. (MLBA 9:10)
(KAZAKHSTAN—WORMS, INTESTINAL AND PARASITIC)

KUZ'NICHEN, V. Ya.

Ancylostomiasis in southern Kazakhstan. Izv. AN Kazakh. SSR. Ser.
fiziol. i med. no.7:99-106 '56. (MIRA 9:10)
(KAZAKHSTAN—HOOKWORM DISEASE)

KUZ'NICHEN, V. Ya.

Experimental observations on the possibility of the development of
Ancylostoma larvae in lead mines. Izv. AN Kazakh.SSR. Ser.fiziol.
1 med. no.7:107 '56. (MLRA 9:10)

(LEAD MINES AND MINING—HYGIENIC ASPECTS)
(KAZAKHSTAN—HOOKWORM)

KUZ'MICHEV, V.Ya.; FIEDOROVA, Ye.I.

Possibility of the development of occupational helminthiasis in mines
in Dzheshkazgan. Izv. AN Kazakh.SSR. Ser.fiziol. i med. no.7:112-115
' 56. (MLRA 9:10)

(DZHEZKAZGAN--WORMS. INTESTINAL AND PARASITIC)
(MINE SANITATION)

KUZ'MICHEV, V.Ya.

Detection of the tick *Carios vespertilionis* in DDT and benzene
hexachloride storage depots. Med.paraz. i paraz.bol. 27 no.1:51
Ja-F '58. (MIRA 11:4)

(TICKS,

Carios vespertilionis, detection in DDT & benzene
hexachloride storage depots (Rus))

(DDT,

storage depots, detection of ticks in (Rus))

(BENZENE HEXACHLORIDE,

storage depots, detection of ticks in (Rus))

KUZ'MICHEV, V.Ya.; NASIBULINA, F.K.

Materials on a study of the epidemiology of tick-borne relapsing fever in Bostanduk District. Izv. AN Kazakh. SSR. Ser. med. i fiziol. no. 2:32-40 '60. (MIRA 13:10)
(BOSTANDUK DISTRICT (UZBEKISTAN)---RELAPSING FEVER)

KUZ'LICHEV, V.Ye., Cand Tech Sci--(diss) "Study of the technology of
tractors operations in the
carrying out tractor works on inter-row treatment of cultivated crops
under conditions of the north-western zone of the USSR." Nov, 1958.

21 pp; 1 sheet of monographs. (Joint Scientific Council of the All-Union
Sci Res Inst of Mechanization of Agr, VIM
and the All-Union Sci Res Inst of
Electrification of Agr, VIESK), 120 copies (KL,26-58,110)

-76-

KUZ'NICHEV, V. Ye.

99-58-2-7/9

AUTHORS: Kuz'michev, V.Ye., and Nesterenko, I.M., Engineers

TITLE: Use of Excavators for Melioration Work During the Winter.
(Ispol'zovaniye ekskavatorov na meliorativnykh rabotakh simoy). From Working Experiences in the Karelian ASSR (Iz opyta rabot v Karel'skoy ASSR)

PERIODICAL: Gidrotekhnika i Melioratsiya, 1958, # 2, pp 50-52 (USSR)

ABSTRACT: Extremely -powerful types of excavators can be used in melioration work on peat bogs during the winter. As the peat bogs only freeze to a depth of 20 to 35 cm, excavating operations proceed satisfactorily with "E-505" and other, heavy excavators.
There is 1 table and 2 photos.

AVAILABLE: Library of Congress

Card 1/1

KUZ'MICHEV, V.Ye., inzh.

Minimum turning radii of row-crop tractors. Mekh. i elek. sets.
sel'khoz. 17 no.1:17-20 '59. (MIRA 12:1)

1. Petrozavodskiy gosudarstvennyy universitet.
(Tractors)

30V-46-4-3-10/13

AUTHORS: Kuz'nichev, Yu. M. and Makarov, V. I.

TITLE: Ultrasonic Excitation of a Cylindrical Shell (Vozbushdeniye tsilindricheskoy obolochki ul'trazvukom)

PERIODICAL: Akusticheskiy Zhurnal, 1958, Vol 4, Nr 3, pp 282-283 (USSR)

ABSTRACT: Three photographs are shown of acoustic excitation of a cylinder. In Fig.1 O is the cylindrical shell irradiated with ultrasonic waves in the direction shown by the arrow. The diaphragm D passes through two beams corresponding to the calculated widths of the excitation zones. A piece of porous rubber R is placed inside the shell to prevent direct transmission of sound through the wall of the shell. As can be seen, there is a central region, co-axial with the shell, in which the sound is absent altogether. There are 3 figures.

ASSOCIATION: Kafedra akustiki Moskovskogo gosudarstvennogo universiteta (Chair of Acoustics of the Moscow State University)

SUBMITTED: February 14, 1958.

Card 1/1 1. Cylindrical shells--Excitation 2. Ultrasonic radiation--Properties

KUZ'MICHEV, Yu. M., inzh.

Automatic electroacoustical stopping device for circular rib knitting machines. Mekh.1 avtom. proizvod. 15 no.6:44-46 Je '61.
(MIRA 14:6)

(Knitting machines)
(Electric controllers)

18.8200 also 2807

S/032/61/027/005/009/017
B130/B220

AUTHORS: Lupakov, I.S. and Kuz'michev, Yu. S.

TITLE: Methods for testing the fatigue strength of heat resistant ropes at elevated temperature

PERIODICAL: Zavodskaya laboratoriya, v. 27, no. 5, 1961, 589 - 591

TEXT: A method and a device of simple design are described, which permit an estimate of the fatigue strength of a steel rope till it is destroyed partly or completely, based on the number of bendings over a pulley, for a rated stress and at elevated temperature. In these tests, the number of bendings is recorded by a counter and the temperature of the rope is measured. These tests enable not only the statement of the bendings, but also the investigation of several further factors having a negative influence upon the fatigue strength of the rope, such as oxidation. A rope was manufactured and tested for 10,000 hours at a temperature of 700°C. A load being continuously in a shaft of 700°C is fixed to one end of the rope. The other end of the rope is fixed on a drum. The ropes were manufactured of pure molybdenum-chrome-nickel-tungsten-steel of the type ЭМ726 (EI726) and of an alloy on nickel basis ЭМ893 (EI893) in the Tsentral'nyy Card 1/4

24163

S/032/61/027/005/009/017
B130/B220

Methods for testing the...

nauchno-issledovatel'skiy Institut chernoy metallurgii (Central Scientific Research Institute of Iron Metallurgy). The device (Fig. 1) consists of a frame 1 on which a motor 2 and a reductor 3 with pulley 4 are mounted. A returning rotary motion is transmitted from the pulley of the reductor to the drum 6 by means of a push rod 5. The rope 7 passes an oven, a pulley 8, and a second oven. A load is fixed to the other end of the rope. The heating of the rope is effected by 2 tube furnaces 10 situated in the neighborhood of the pulley 8. The temperature of the oven is measured by a chromel-alumel thermocouple and controlled by means of an МРШПр-54 (MRShchPr-54) instrument. The number of bendings of the rope over the pulley is recorded by a СБ-1М/100 (SB-1M/100) counter. Since that part of the rope which runs over the pulley is not always in the oven, a difference develops between the temperature of the oven and that of this point. The temperature of the rope next to the pulley is measured by means of a thermocouple and via a vibrator recorded by a 30-4 (EO-4) oscilloscope in a special test under small load, in order to ascertain this difference. There are 4 figures.

Card 2/4

S/129/62/000/010/005/006
E073/E335

AUTHORS: Lupakov, I.S., Candidate of Technical Sciences and
Kuz'michev, Yu.S., Engineer

TITLE: Strength and resistance-to-intercrystallite corrosion
of welded joints on steel X18H12M2T (Kh18N12M2T)

PERIODICAL: Metallovedeniye i termicheskaya obrabotka metallov,
no. 10, 1962, 60 - 63

TEXT: The long-run (at 650 and 750 °C, with maximum duration
of 1 800 hours) and short-run strength, ductility and impact
strength of the base metal and of weld seams immediately after
welding and after long holding of the specimens at elevated
temperatures as well as resistance to intercrystallite corrosion
of the weld seams were investigated. Tube specimens, 40 mm in
diameter, with a wall thickness of 3 mm (containing 0.06% C,
1.26% Mn, 0.36% Si, 16.5% Cr, 12.63% Ni, 2.22% Mo, 0.61% Ti)
were used in the tests. From tubes welded in an argon atmosphere
with non-melting electrodes (the weld gap was filled with wire
of the material OSA-18H11M (SVKh18N11M)) specimens with the weld
seam in the transverse direction were cut out for strength,
Card 1/2

Strength and

S/129/62/000/010/005/006
E073/E335

impact and bending tests. The strength and ductility were determined at 20, 350, 650 and 750 °C; the yield point was determined by measuring the deformation by means of an instrument with a scale division of 0.02 mm. Conclusions: weld seams on the steel Kh18Ni2M2T, produced by means of automatic tube-welding equipment with non-melting electrodes in an argon atmosphere, have the same strength as the base metal. No appreciable embrittlement occurred after holding the specimens at 650 and 750 °C, respectively, for durations up to 2 000 hours. Investigation on 90° bends of 3 x 10 x 100 mm specimens with respect to intercrystallite corrosion, according to the AM method with and without heating of the specimens at 650 °C for 2 hours, showed that the welding seams did not tend to develop intercrystallite corrosion immediately after welding or after holding at 650 and 750 °C for durations up to 2 000 hours. There are 4 figures and 3 tables.

Card 2/2

L 14926-63

Ps-4/Pr-4/Pu-4

EPR/EPF(c)/EPF(n)-2/EWP(q)/EWT(m)/BDS WW/JD/DM AFFTC/ASD/SSD

ACCESSION NR: AP3003987

S/0089/63/015/001/0079/0080

80

AUTHORS: Lupakov, I. S.; Kuz'michev, Yu. S.; Zakharov, Yu. V.

TITLE: Determination of permeability at tubes and walls for helium

27

SOURCE: Atomnaya energiya, v. 15, no. 1, 1963, 79-80

TOPIC TAGS: permeability of helium, helium diffusion, heat transfer, vacuum furnace

ABSTRACT: There is a discrepancy in the data concerning the diffusion of helium through metals. The present work was undertaken because of the possible applications of helium gas for heat transfer in installations working at high pressures and temperatures. The experimental arrangement consisted essentially of a vacuum furnace, leak detector (mass spectrometer type) PFI-4A, pumps and a helium tank. The method of measurement consisted of determination of the amount of gas (by pressure measurements) in the chamber surrounding the tube under study, accumulating, in a given time, after the stationary condition was established. This condition was checked with the leak detector. By measuring the accumulation of gas with and without helium in the tube, the permeability of helium was determined, as the difference of these two measurements. For tubes made of stainless steel and of a nickel alloy, it was found that at 600C and 60 atm/cm², the permeability was less than 1 X 10⁻⁹ liters/sec*cm².

Card 1/1

ACCESSION NR: AP4042260

S/0089/64/017/001/0049/0052

AUTHOR: Lupakov, I. S.; Kuz'michev, Yu. S.

TITLE: Helium penetrability of metallic tube walls

SOURCE: Atomnaya energiya, v. 17, no. 1, 1964, 49-52

TOPIC TAGS: steel tube wall, helium penetrability, helium penetration, seamless lKh18N9T steel tubing, AISI321 steel tubing, EI437B alloy tubing, Nimonic 80A tubing, helium diffusion

ABSTRACT: The penetration of helium through the walls of metallic tubes or cast bushings has been investigated at temperatures up to 800C and pressures up to 100 atm. Seamless tubes of stainless lKh18N9T (AISI321) steel 24 x 1.5 to 32 x 4.5 mm in size were subjected to an internal pressure varying from 52 to 100 atm for 12-90 min; tubes of l2Kh1MF steel 18 x 0.5 to 22 x 2.0 mm in size were tested at a pressure varying from 40 to 80 atm for 50-72 min at 700C, and tubes of EI437B (Nimonic 80A) alloy 7 x 0.5 and 10.5 x 1.0 mm in size at a pressure of 100-105 atm for 12 min at 900C and at 800C

Card 1/2

ACCESSION NR: AP4042260

for 3 min, respectively. Practically no helium leak was observed through all tube walls tested at pressures below 60 atm and temperatures up to about 600C. Only 1Kh18N9T steel tubes (27 x 3.5 and 27 x 1.5 mm) under a pressure of 60 atm at 600C, and EI437B alloy tubes (10.5 x 0.5 mm) under a pressure of 100 atm at 700C leaked helium. No leaks were observed in all tubes subjected to external helium pressure. Thus, it appears that the penetration of helium through the tube walls occurs because of submicroscopic cracks appearing in the material subjected to sufficiently high internal pressure at high temperatures and not because of diffusion. The detected leakage of helium, less than 10^{-12} l/cm²·sec, was within the limits of measurement error. No tensile strength changes were observed in the investigated materials after helium and air-pressure tests. The insignificant changes observed in the microstructure can be ascribed to the natural aging of test specimens at high temperatures. Orig. art. has: 5 figures and 4 tables.

ASSOCIATION: none

SUBMITTED: 28Oct63

SUB CODE: MM

Card 2/2

ATD PRESS: 3068

NO REF SOV: 002

ENCL: 00

OTHER: 000

ACCESSION NR: AP4042813

S/0126/64/018/001/0153/0155

AUTHOR: Lupakov, I. S.; Kuz'michev, Yu. S.

TITLE: Effect of niobium on composition of borides in high-boron steels

SOURCE: Fizika metallov i metallovedeniye, v. 18, no. 1, 1964, 153-155

TOPIC TAGS: high boron steel, high boron steel property, niobium boron steel, boron niobium steel, niobium boron steel property, niobium boride

ABSTRACT: High-boron steels containing more than 0.2% boron have low ductility and poor forgeability owing to the presence of a low-melting and brittle boride phase, which solidifies between dendrites. Hot pressure working and heat treatment can change the structure and mode of distribution of this phase, but they do not improve the ductility. Iron and chromium form primarily lower borides of the Me_2B type whose specific weight does not exceed 6.5 g/cm^2 . Thus, in a low-carbon steel alloyed with 1% boron, the content of the boride phase

Card 1/3

ACCESSION NR: AP4042813

is 12% by weight and 14% by volume. The notch toughness of this steel does not exceed 2 kgm/cm². An attempt has been made to reduce the volume and hence the detrimental effect of the boride phase by additional alloying of high-boron steel with niobium, which forms primarily higher borides of the MeB₂ type. Tests were made on three low-carbon steels, designated 1, 2, and 3, with respective contents of 0.03, 0.03, and 0.06% carbon, 2.16, 1.56, and 0.94% boron, and 0.7, 1.38, and 1.22% niobium. It was found that with an increasing niobium:boron ratio, the content of the boride phase dropped from 24.2 weight% in steel 1 to 9.0 weight% in steel 3. Simultaneously, the iron content in the boride phase dropped from 84.5% in steel 1 to 75.5% in steel 3; the niobium content in the boride phase rose from 2.1% in steel 1 to 7.0% in steel 3. It can therefore be expected that alloying with niobium will have a beneficial effect on the ductility and forgeability of high-boron steels. Orig. art. has three tables.

ASSOCIATION: none

Card 2/3

L 29563-66 EWP(k)/EWT(m)/I/EWP(w)/EWP(t)/ETI IJP(c) JD/HW/JG

ACC NR: AP6018362

(A, N)

SOURCE CODE: UR/0089/66/020/005/0440/0442

AUTHOR: Al'shevskiy, L. Ye.; Kuz'michev, Yu. S.; Kurochkina, L. M.; Lupakov, I. S.; Neymark, V. Ye.; Teulin, I. I.

ORG: none

54
B

TITLE: Effect of ultrasound on the ductility of high-boron stainless steels

SOURCE: Atomnaya energiya, v. 20, no. 5, 1966, 440-442

TOPIC TAGS: steel, stainless steel, high boron steel, boron containing steel, steel ultrasonic treatment, steel plasticity, steel ductility, steel tube, tube extrusion/Kh18N15 steel, Kh18N10 steel, Kh18N6G9 steel, Kh17 steel

ABSTRACT: The effect of ultrasound on the plasticity of Kh18N15, Kh18N10, Kh18N6G9 and Kh17 stainless steels containing 2-3.7% boron has been investigated. Boron at contents above 1.8% forms coarse hypereutectic borides which lower the steel plasticity. It was found, however, that the shape and size of the boride inclusions can be improved by applying ultrasonic vibration to liquid steel during cooling and solidification. The effect of ultrasound was found to depend on the metal temperature. Good results were obtained at a pouring temperature of 1500C. Ultrasound applied at this temperature broke down boride inclusions into small particles uniformly distributed throughout the mass of metal and considerably improved the steel plasticity, especially in rolling. Rolled tube billets 77 and 106 mm in

Card 1/2

UDC: 621.789.2:669.15

L 29563-66

ACC NR: AP6018362

diameter were successfully extruded at 1050—1140C with 80—86% reduction into satisfactory quality tubes 50 or 71 mm in diameter and 800 mm long with walls 5—6 mm thick. The structure of high-boron stainless steels also can be refined by homogenizing annealing at 1200—1250C. Orig. art. has: 3 figures. [ND]

SUB CODE: 13, 11/ SUBM DATE: 14Aug65/ ORIG REF: 003/ ATD PRESS: 5 014

Card 2/2 CC

KUZMICHEVA, A. G.

MASLOV, M.S., professor, zasluhenyy deyatel' nauki, deystvitel'nyy chlen Akademii meditsinskikh nauk SSSR; ZAYTSEVA, G.I., kandidat meditsinskikh nauk, sekretar'; KURYLEVA, O.M.; BRONSHTEIN, A.I.; PETLOVA, Ye.P.; MALAKHOVSKAYA, D.B.; ITINA, N.A.; MAKAROVA, V.V.; RYBAKOVA, T.N.; ORBELI, L.A., akademik; VOLOVIK, A.B., professor; TUR, A.F., professor; BYSTROLETPOVA, G.I.; DANILEVICH, M.G., professor; KUZMICHEVA, A.G., do-tsent; BEKHTEREVA, M.I.; ALEKSANDROVA, V.R.

Minutes of the meetings of the Leningrad Society of Pediatricians. Vop. pediat. 21 no.2:60-62 Mr-Apr '53. (MLRA 6:6)

1. Leningradskoe obshchestvo detskikh vrachei. (for Maslov).
2. Akademiya meditsinskikh nauk SSSR (Reflexes) (Scarlet fever)

KUZ'MICHEVA, A. T.

Kuz'micheva, A. T. "Cross streptococous infection in diphtheria groups,"
in symposium: Skarlatina i streptokokkovyye infektsii, Leningrad, 1948, p. 99-120

SO: U-2888, Letopis Zhurnal'nykh Statey, No. 1, 1949

KUZ'MICHEVA, A. T.

Kuz'micheva, A. T. "Streptolysin and antistreptolysin in acute contagious diseases," in symposium: Skarlatina i streptokokkovyye infektsii, Leningrad, 1948, p. 137-48

SO: U-2888, Letopis Zhurnal'nykh Statey, No. 1, 1949

IOFFE, V.I., ANSHULES, I.M., KHRUSHCHOVA, V.A., KUZ'MICHEVA, A.T., NIKITINA, N.A.

Development of droplet infections in children. Report No.1:
Dynamics of changes in epidemiological characteristics of diphtheria
in Leningrad. Zhur.mikrobiol.epid. i immun. 29 no.6:9-14 Je '58
(MIRA 11:7)

1. Iz Instituta eksperimental'noy meditsiny AMN SSSR, Instituta
imeni Pastera, Detskoy infektsionnoy bol'nitsy Sverdlovskogo rayona
Detskoy bol'nitsy imeni Filatova i Infektsionnoy bol'nitsy Botkina.
(DIPHTHERIA, epidemiology,
in Russia, dynamics of change of epidemiol. (Rus))

IOFFE, V.I., ANSHELES, I.M., KHRUCHKOVA, V.A., KUZ'MICHEVA, A.T., NIKITINA, N.A.

Development of droplet infections in children. Report No.2: Change in the epidemiological character of scarlet fever and its comparison with the development of diphtheria. Zhur,mikrobiol,epid, i immun 29 no.6:14-20 Je '58 (MIRA 11:7)

1. Iz Instituta eksperimental'noy meditsiny AMN SSSR, Instituta imeni Pastera, Detskoy infektsionnoy bol'nitsy Sverdlovskogo rayona, Detskoy bol'nitsy imeni Filatova, Infektsionnoy bol'nitsy Botkina.

(DIPHTHERIA, epidemiology,

in Russia, dynamics of change of epidemiol. & comparison with scarlet fever (Rus))

(SCARLET FEVER, epidemiology

in Russia, dynamics of change of epidemiol. & comparison with diphtheria (Rus))

KUZ'MICHEVA, A. T., Doc Med Sci (diss) -- "Chiasmatic streptococcal infection in infectious diseases of children". Leningrad, 1959. 21 pp (Leningrad Pediatric Med Inst), 250 copies (KL, No 24, 1959, 148)

DANILEVICH, Mikhail Georgiyevich, prof. [deceased]; KUZ'MICHEVA, A.T.,
red.; RULEVA, M.S., tekhn.red.

[Acute infections in children; manual for physicians] Ostrye
detskie infektsii; rukovodstvo dlia vrachei. Leningrad, Gos.
izd-vo med.lit-ry Medgiz, Leningr.otd-nie, 1960. 486 p.
(MIRA 13:10)

(CHILDREN--DISEASES)

KUZ'MICHEVA, Antonina Trofimovna, red.; KHRUSHCHOVA, Valeriya Aleksandrovna, red.

[Problems in diphtheria] Voprosy difterii. Leningrad, Medgiz,
1961. 196 p. (MIRA 14:10)

(DIPHTHERIA)

KUZ'MICHEVA, A.T.; ROVINSKIY, V.P.

Changes in the clinical picture of whooping cough in recent years. Vop. okh. mat. i det. 6 no.9:40-43 S '61. (MIRA 14:9)

1. Iz Leningradskogo pediatricheskogo meditsinskogo instituta (dir. - dotsent Ye.P.Semenova) i infektsionnoy bol'nitsy imeni K.Libknekhta (glavnyy vrach S.I.Novikova).

(WHOOPING COUGH)

KUZ'MICHEVA, A.T.; ZHAGULLO, Ye.M.

Some tasks in the control of Botkin's disease in children. Vop.
okh.mat.1 det. 8 no.3:3-8 Mr '63. (MIRA 16:5)

1. Iz kafedry infektsionnykh bolezney u detey (zav. A.T. Kuz'-
micheva) Leningradskogo pediatricheskogo meditsinskogo instituta
(dir. Ye.P. Semenova).

(HEPATITIS, INFECTIOUS)

KUZMICHEVA, S. V.

[Handwritten mark]

[Handwritten mark]

KUZ'MICHEVA, M.G.

4821

PHOTOFORMATION OF CHARGED π MESONS FROM HYDROGEN AND DEUTERIUM. S. I. ABRAMOVIKH, G. V. Kuz'micheva, V. G. Lashonova, and E. P. Khartanov

Izvest. Akad. Nauk S.S.S.R. Ser. Fiz. 19, 806(1955) Sept.-Oct. (In Russian)

Experimental studies indicated a considerable electrical dipolar absorption of γ quanta at the threshold of π^+ -meson photo formation from hydrogen. In the case of π^- -meson photo formation in deuterium, an interaction spin was observed causing a shift in the spin of the nucleon system. The probability limit of the spin shift of the nucleon system near the threshold of π^- -meson formation was 40%. (R.V.J.)

M.G.

RML

1- RML

Kuzmichova, G. V.

USSR/ Physics - π -mesons

Card 1/1 Pub. 22 - 16/53

Authors : Adamovich, M. I.; Kuzmichova, G. V.; Larionova, V. G.; and Kharlamov, S. P.

Title : Photo-formation of negative π -mesons on deuterium

Periodical : Dok. AN SSSR 102/4, 715-718, Jun 1, 1955

Abstract : The reaction $\gamma + d \rightarrow p + p + \pi^-$ was studied by the method of photo-emulsions. The photo-emulsions were filled with water and exposed to a beam of photons. Five USA references (1952-1954). Table; diagrams.

Institution : The Acad. of Sc., USSR, P. N. Lebedev Physical Institute

Presented by: Academician I. Ye. Tamm., February 1, 1955

RUSSIA, U.S.S.R., LASHKINA, V.G., KUDACHIKOV, B.P., AMBOWICH, M.I.,
VERBNER, V.I.

Photoproduction of negative ρ -mesons on deuterium
(II/60)

CERN-Symposium on High Energy Accelerators and Pion
Physics

Geneva 11-23 June 56
ln. Branch #5

KUZMICHEVA, G.V., ADAMOVICH, M.I., VEKSLER, V.I. LARIONOVA, V.G., KHARLAMOV, S.P.

"Photoproduction of Negative π Mesons on Deuterium," paper
presented At CERN Symposium, 1956, appearing in Nuclear Instruments,
No. 1, pp. 21-30, 1957

AUTHORS: Adamovich, M. I., Kuz'micheva, G. V., SOV/56-35-1-3/59
Larionova, V. G., Kharlamov, S. P.

TITLE: The Photoproduction of π^- -Mesons on Deuterium Near
the Threshold (Fotorozhdeniye π^- -mezonov na deyterii
vblizi poroga)

PERIODICAL: Zhurnal eksperimental'noy i teoreticheskoy fiziki, 1958,
Vol 35, Nr 1, pp 27 - 38 (USSR)

ABSTRACT: In several earlier papers (Refs 1-4) the ratio of
the cross sections of the processes $\gamma+d \rightarrow p+p+\pi^-$ and
 $\gamma+d \rightarrow n+n+\pi^+$ has already been investigated ; Watson
(Watson) (Ref 4) showed that σ^-/σ^+ for deuterium
corresponds to that for free nucleons. The authors
of the present paper investigated the reaction $\gamma+d \rightarrow p+p+\pi^-$
on the 265 MeV synchrotron of the FIAN (Fizicheskiy
institut Akademii nauk SSSR - Physics Institute AS USSR)
with NIKFI-R photoemulsion plates which were enriched with
deuterium (as D_2O). (Plates: $3,2 \cdot 10^{22}$ deuterium nuclei
per cm^2). The maximum energy of the γ -quanta amounted to
250 and 200 eV for a magnetic field with $H=7000$ Oe in

Card 1/3

The Photoproduction of π^- -Mesons on Deuterium Near
the Threshold

SOV/56-35-1-3/59

the evaluation of the plates the microscope MBI -2 was used, for the determination of coordinates in the case of multiple scattering MBI -8. For the dependence of the cross section of meson production on photon energy ($5 < E < 30$ MeV, $p < 0,7$) experimental results are compiled in a table, where they are compared with theoretical results. Measuring results: $2,98 \pm 0,50$ (1,125), $5,90 \pm 70$ (1,175), $5,91 \pm 0,91$ (1,225), $3,66 \pm 0,52$ (1,30); (the values in brackets denote the photon energy [μc^2], the σ are given in units of 10^{29}cm^2). In chapter 4, a number of other experimental results is compared with the predictions of impulse approximation. It is shown that the square of the matrix element of the photoproduction of π -mesons by neutrons near the meson threshold is a constant and equal to

$|\overline{K}_n|^2 = (0,785 \pm 0,072) \cdot 10^{-27} \text{cm}^2$. For $\sigma^-/\sigma^+ = |\overline{K}_n|^2 / |\overline{K}_p|^2$
 $1,34 \pm 0,14$ is obtained. In conclusion the authors thank Professor V.I.Veksler and A.M.Baldin for their valuable advice and assistance. There are 8 figures, 1 table, and

Card 2/3

The Photoproduction of π^- -Mesons on Deuterium Near
the Threshold

SOV/56-35-1-3/59

9 references, 3 of which are Soviet.

ASSOCIATION: Fizicheskiy institut im.P.N.Lebedeva Akademii nauk SSSR
(Physics Institute imeni P.N.Lobedev, AS USSR)

SUBMITTED: February 10, 1958

Card 3/3

L 11949-65

EWT(m)/EWP(*)/EWP(b)

AS(md)-2/ASD(a)-5

RDW/JD/JG

100-10017/0024

51

SOURCE: Zhurnal eksperimental'noy i teoreticheskoy fiziki, v. 47, no. 3, 1974, 517-524

TOPIC TAGS: indium alloy, solid solution, beta phase, magnetic susceptibility, crystal lattice distortion, diamagnetic susceptibility

ABSTRACT: This is a continuation of a previous paper (ZhETF v. 47, no. 3, 1974, 517-524).


L 11949-65

ACCESSION NR: AP4046393

isovalent impurities Tl and Ga, which do not alter the total electron density but distort the lattice. The results confirmed the sugges-

properties of these alloys are close to those predicted by the Landau-Peierls theory although many difficulties still remain in attempting

Card 2/3



143692-66 EIT(m)/T/EIT(t)/EIT LIP(c) JD

ACC NR: AP6018824 SOURCE CODE: UR/0056/66/050/005/1438/1444

18
57
B

AUTHOR: Verkin, B. I. ; Svechkarev, I. V. ; Kuz'micheva, L. B.

ORG: Physicotechnical Institute of Low Temperatures, Academy of Sciences, Ukrainian SSR (Fiziko-tehnicheskiiy institut nizkikh temperatur Akademii nauk Ukrainiskoy SSR)

TITLE: Magnetism of conduction electrons of nontransition polyvalent metals

SOURCE: Zh eksper i teor fiz, v. 50, no. 5, 1966, 1438-1444

TOPIC TAGS: conduction electron, magnetic susceptibility, temperature dependence, magnetism, electron structure, polyvalent metal

ABSTRACT: A comparison of temperature dependences of magnetic susceptibility with the Landau—Peierls theory shows that it does not describe the experimental data for polyvalent nontransition metals. The magnetism of these metals can be explained on the basis of qualitative considerations regarding the contribution

Card 1/2

ACC NR: AP6018824

of interband interaction. In particular, the temperature dependences of the susceptibility, seen in the two-band model, explain all the modifications in pure metals and alloys, in accordance with the electron structural features. Orig. art. has: 2 figures and 1 table. [Based on authors' abstract] [NT]

SUB CODE: 20/ SUBM DATE: 23Dec65/ ORIG REF: 009/ OTH REF: 023/

Card 2/2

KUZ'MICHEVA, M., red.; VINOGRADOVA, M., tekhn. red.

[Moscow; photo panoramas] Moskva. Moscow...; fotopano-
ramy. Moskva, Gos.izd-vo izobrazitel'nogo iskusstva,
1963. 1 v. (MIRA 17:1)

KUZ'MICHEVA, M.N.

Colorimetric methods for determining esters in air. Uch.zap.Mosk.-
nauch.-issl.inst.sen.i glg. no.5:27-34 '60. (MIRA 15:3)
(Air--Analysis) (Esters)

KUZ'MICHEVA, M.N., mladshiy nauchnyy sotrudnik

Determination of monochlorostyrene in the air. Gig. 1 san. 26
no.11:60-61 N '61. (MIRA 14:11)

1. Iz Moskovskogo nauchno-issledovatel'skogo instituta gigiyeny
imeni F.F. Erismana Ministerstva zdravookhraneniya RSFSR.
(AIR-ANALYSIS) (STYRENE-ANALYSIS)



L 62695-65

ACCESSION NR: AP5018756

in chloroform. The determination of these elements is carried out by using a single

...

...

...

...

KUZ'MICHEVA, T.G., kandidat sel'skokhozyaystvennykh nauk.

Improving regionally adapted canning vegetable varieties by producing high-quality seeds. Trudy VNIKOP no.5:218-224 '55. (MLBA 9:11)
(Vegetable breeding) (Seed industry)

SYCHEVA, T.P.; KUZ'MICHEVA, T.P.; CHERNYAYEVA, A.T.; TRUPP, T.Kh.;
SHCHUKINA, M.N.

Synthesis of apressin. Med.prom. 14 no.2:13-17 F '60.

(MIRA 13:5)

1. Vsesoyuznyy nauchno-issledovatel'skiy khimiko-farmatsevticheskiy
institut imeni S. Ordzhonikidze.

(PHTHALAZINE)

ANDRIANOV, G. Ya.; VOZNESENSKIY, V. A.; KAMISHAN, A. N.; KONISSAROV, L. A.;
KUZMICHEVA, V. A.; LUTIN, G. L.; SEMENOV, V. N.; KHALIZEV, V. I.

"Study of the Physical Properties of the Core of the Voronezh Atomic Power station Using Critical Assemblies."

Report presented at the IAEA Symposium on Exponential and Critical Experiments, Amsterdam, Netherlands, 2-6 Sep 63.

KRESTOVNIKOV, A.N., doktor tekhn. nauk; VENDRIKH, M.S., kand. tekhn. nauk;
KUZ'MICHEVA, V.I., inzh.; MATUSEVICH, I.S., inzh.; SHKLENNIK, Ya.I.,
kand. tekhn. nauk; TELIS, M.Ya., inzh.

Silica-free molds for the casting of heat resistant alloys and
high-melting metals. Lit. proizv. no.9:1-3 S '65. (MIRA 18:10)

L 23083-66 EWT(m)/T/EWP(t)/EWP(e) IJP(c) JD/WH/MJW(CL)

ACC NR: AP5028998

SOURCE CODE: UR/0128/65/000/009/0001/0003

AUTHOR: Krestovnikov, A. N. (Doctor of technical sciences); Vendrikh, M. S. (Candidate of technical sciences); Shklennik, Ya. I. (Candidate of technical sciences); Kuz'micheva, V. I. (Engineer); Matusevich, I. S. (Engineer); Telis, M. Ya. (Engineer)

ORG: none

TITLE: Silica-free molds for casting high-temperature alloys and refractory metals

SOURCE: Liteynoye proizvodstvo, no. 9, 1965, 1-3

TOPIC TAGS: metal casting, silica, refractory metal, nitrate, high temperature alloy

ABSTRACT: Although previous studies have demonstrated the unsuitability of SiO_2 as a molding material for casting refractory metals and alloys, most binders used in investment-pattern casting contain SiO_2 and a radical solution of this problem would be the use of silica-free binders with chemical properties analogous or close to those of the refractory materials (oxides). Ethylsilicate-type silicones meet this need but they are too scarce and expensive. Two of the authors (Ya. I. Shklyenik and I. S. Matusevich. Author's Certificate [Patent] no. 162299 of 25 Apr 1963), have previously established that saturated aqueous solutions of nitrate salts can, following their thermal or chemical decomposition, be used as binders for the preparation of silica-free molds. In this connection, the authors describe laboratory

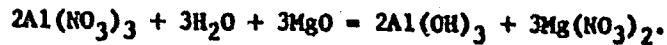
Card 1/3

UDC: 621.74.045

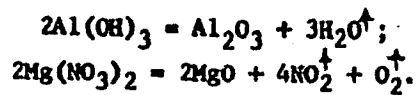
L 23083-66

ACC NR: AP5028998

2
experiments with the construction of molds based on the use of aluminum nitrate as the silica-free binder, with the setting of the mix being a result of the exchange reaction between the aqueous solution of nitrate salt and oxide:



Sieve-screened metallurgical magnesite and chamotte were used as the fillers. On subsequent firing at 950°C the resulting aluminum hydroxide and magnesium nitrate decompose to form high-disperse oxides assuring the strength of the mix in heated state.



The molds were shaped by hand on wood models, dried for 2-3 hr at 300-400°C, heated to 950°C and filled with G13L manganese steel at 1650°C or with L114 steel at 1750°C. Findings: No signs of scorching could be observed on the molds but some parts of their surface displayed bead-like projections which were traced to bubbles of air escaping from their surface; this is a minor technical problem that can be ironed out by a more efficient preparation of the mix. The results confirmed that solutions of nitrate salts and primarily of aluminum nitrate may be used as binders for molding

Card 2/3

L 23083-66

ACC NR: AP5028998

sands. The two major shortcomings of this method -- the release of toxic nitrogen oxides during the firing of the molds and the considerable (2%) shrinkage of the mix -- are technical problems that can be solved. Experiments have shown that the binder Al_2O_3 can be used in the preparation of silica-free molds of sillimanite, zircon, electrolytically produced corundum, and other materials for the vacuum casting of magnets and high-temperature alloys as well as for the casting of Ti and Cr alloys. Orig. art. has: 1 table, 3 figures. 4

^{v1} SUB CODE: 11, 12, 13/ SUBM DATE: none/ ORIG REF: 011/ OTH REF: 001 v1

Card 3/3

PB

KUZ'MICHEVA, Ye.I.

Morphology of the genus Cyclolites. Paleont.zhur. no.3:52-56
'60. (MIRA 13:10)

1. Moskovskiy gosudarstvennyy universitet im. M.V.Lomonosova.
(Crimea--Corals, Fossil)

KUZ'MICHEVA, Ye.I.

Scleractinia (Hexacorallia) of the Lower Cretaceous in the Caucasus.
Biol. MOIP. Otd.geol. 37 no.3:134-135 My-Je '62. (MIRA 15:10)
(Caucasus--Madreporania)

KUZ'MICHEVA, Ye.I.

New species of Lower Valangian single Scleractinia in the
Crimean Mountains. Paleot. zhur. no.3:18-26 '63.

(MIRA 16:10)

1. Moskovskiy gosudarstvennyy universitet.

U. S. 5121b-01 Ex. 101
ACCESSION NR: AP5011852

IR/ 189/85/000/002/0039/0013

TITLE: The investigation of U_2O_3

Abstract: The report describes the results of a study of the thermal stability of U_2O_3 prepared by the hydrolysis of $UO_2(NO_3)_2$ solution.

Keywords: uranium dioxide, lattice parameter, thermal stability, X-ray diffraction, camera

Abstract: A phase of U_2O_3 oxide with a lattice parameter of $a = 0.354$ nm was observed in the X-ray diffraction pattern of U_2O_3 prepared by the hydrolysis of $UO_2(NO_3)_2$ solution.

L 51816-65

ACCESSION NR: AP5011852

radiation (Ni filter). Results show that U_2O_5 , the phase sought, crystallizes in the hexagonal system. The lattice parameters at 20, 100, and 200°C are:

The oxides U_2O_5 , UO_2 , and U_3O_8 are not in the system of UO_2 because of the presence of the U_2O_5 phase. The U_2O_5 phase is the only one in the system.

ASSOCIATION: Moskovskiy universitet, Kafedra neorganicheskoy khimii (Moscow University, Department of Inorganic Chemistry)

SUBMITTED: 1954


ENCL: 00


SUB CODE: OC, SS

NO REF SOV: 006

OTHER: 002

Card 2/2 per





44283-65

... ..

55

SAVICH, I.A.; PIKAYEV, A.K.; LEBEDEV, B.G.; KUZ'MICHEVA, Ye.U.;
SPITSYN, Vikt.I.

Certain properties of chelate-type salts of uranyl with Schiff bases.
Zhur.neorg.khim. 7 no.3:498-509 Mr '62. (MIRA 15:3)

1. Moskovskiy gosudarstvennyy universitet imeni M.V.Lomonosova,
kafedra neorganicheskoy khimii i Institut fizicheskoy khimii
AN SSSR.

(Uranyl salts)

(Schiff bases)