

18(5)

SOV/128-59-3-8/31

AUTHOR: Pikunov, M.V., and Kurdyumov, A.V., Candidates of
Technical Sciences

TITLE: Castings from Brittle Materials

PERIODICAL: Liteynoye Proizvodstvo, 1959, Nr 3, pp 16-18 (USSR)

ABSTRACT: For the various branches of the industry it has become necessary to use materials resistant to high temperature and chemical influences. Such materials but are difficult to cut and machine and are not possible to form by pressure as they do not have any elasticity. The best method of workability for such materials is casting. But the main obstacle for the latter method are the appearance of cracks caused by shrinkage and inner heat pressure of the casting. This dependance between temperature and pressure of the core material is represented in one drawing and is well known for die casting and pressure die casting. It is necessary that the core material has a greater coefficient of heat expansion than the material of the casting.

Card 1/3

Castings from Brittle Materials

SOV/128-59-3-8/31

Graphite, carbon, coke, etc., or an other melting material are suited as a core material, where the core material had been previously cast in aluminum. In all cases preheating of the core material to 200° or up to 500° Celsius is necessary. When casting complicated shapes, like e.g. pistons, pouring of the complete shape is not possible. In such cases the core consists of several parts. Cracks caused by the pressure originating from the cooling-off of the material are a disadvantage too when casting brittle materials, like e.g. cast iron with a high percentage of chromium, silicium, diabase, etc. A table is offered listing the deformations of the materials when cooling-off. Such cooling-off shall be done slowly and uniformly, and the casting should not be taken from the mold too early. The final solution of the experiments made revealed that employment of the centrifugal casting method (700 rpm) with graphite cores preheated from 800° to 850° C will yield the best results. After pouring the mold was deposited for 5 to 6 hrs. at a temperature of 800° C, afterwards was cooled down to room temperature

Card 2/3

Castings from Brittle Materials

SOV/128-59-3-8/31

within 20 to 24 hrs. There are 3 graphs, 1 diagram,
and 4 references, 3 of which are Soviet and 1 English.

Card 3/3

18(7)

SOV/128-59- 5-15/35

AUTHOR: Kurdyumov, A.V. and Akimova, K.I., Candidates of
Technical Sciences

TITLE: Effect of Minor Vanadium, Tungsten, and Boron
Additions on the Structure and Mechanical Properties
of NAMz 12-9-2 Bronze

PERIODICAL: Liteynoye Proizvodstvo 1959, Nr 5, pp 26-28 (USSR)

ABSTRACT: The authors investigate the change of the mechanical
properties (resistance, yield point and elasticity) by
minor vanadium-, tungsten and boron additions to bronze
alloy type NAMz 12-9-2 with iron contents of 0,5%. Fig
(1) shows a micrometal section with various contents
of vanadium. Thus, it can be established that by in-
creasing the contents of vanadium 0,1 - 0,15%, (see
Fig. 1 v,g) the formation of B-phase increases. Fig.
(2 a) illustrates an addition of 0,04% boron, Fig.
(2 b) an addition of 0,1% boron, and Fig. (2 v,g) an
addition of 0,05 - 0,08% vanadium. The results obtained
are summarized in a table, giving also those values

Card 1/2

SOV/122- 59-5-15/35

Effect of Minor Vanadium, Tungsten and Boron Additions on the Structure and Mechanical Properties of NAMz 12-9-2 Bronze

obtained after thermal treatment. (See also Fig. 3, 4, 5). It becomes obvious that vanadium may be added only up to a contents of 0,15 - 0,17%. Tungsten and boron additions have nearly the same effect on the mechanical properties of NAMz 12-9-2 bronze. There are 5 diagrams and 5 references, 4 of which are Soviet and 1 English.

Card 2/2

ORLOV, Nikolay Dmitriyevich, kand.tekhn.nauk; MIROMOV, Vladimir Mikhaylovich;
SPASSKIY, A.G., doktor tekhn.nauk, retsenzent; KURDYUMOV, A.V.,
kand.tekhn.nauk, retsenzent; PIKUNOV, M.V., kand.tekhn.nauk, retsen-
zent; CHURSIN, V.M., kand.tekhn.nauk, retsenzent; POZDNYAK, N.Z.,
inzh., retsenzent; ZASLAVSKIY, D.M., inzh., retsenzent; RUBTSOV,
N.N., prof., doktor tekhn.nauk, red.; POMERANTSEV, S.N., inzh., red.;
RYBAKOVA, V.I., inzh., red.izd-va; MODEL', B.I., tekhn.red.

[Founding handbook; shaped castings of heavy nonferrous metals]
Spravochnik liteishchika; fasonnoe lit'e iz splavov tiazhelykh
tsvetnykh metallov. Pod red. N.N.Rubtsova. Moskva, Gos.nauchno-
tekhn.izd-vo mashinostroit.lit-ry, 1960. 402 p.

(MIRA 13:11)

(Nonferrous metals--Founding)
(Founding--Handbooks, manuals, etc.)

KURDTUMOV, A.V.; ROTERSHTEYN, A.A.

Possibility of reducing the loss of cadmium in the production of cadmium bronze. *Izv. vys. ucheb. zav.; tsvet. met.* 3 no.5:132-136 160.
(MIRA 13:11)

1. Krasnoyarskiy institut tsvetnykh metallov. Kafedra liteynogo proizvodstva.

(Copper-cadmium alloys—Metallurgy)

S/137/62/000/005/053/150
A006/A101

AUTHORS: Kurdyumov, A. V., Pikunov, M. V.

TITLE: Some peculiarities in the technology of melting and casting calcium and magnesium fluoride alloys

PERIODICAL: Referativnyy zhurnal, Metallurgiya, no. 5, 1962, 31 - 32, abstract 5G205 ("Sb. nauchn. tr. In-t tsvetn. met. im. M. I. Kalinina", 1960, v. 33, 277 - 284)

TEXT: Pure CaF_2 and MgF_2 were used as initial materials for the manufacture of the alloys. The fluorides were melted in crucibles made of electrode graphite. Gas and electric furnaces assuring heating up to $1,300^\circ\text{C}$ were employed as melting units. The alloy was prepared by previous mixing of powderlike salts, taken in a given ratio, and subsequent melting of the mixture. Graphite or graphite-chamotte were the most suitable materials for the manufacture of molds in fluoride casting. In all cases the alloy temperature was $1,060 - 1,120^\circ\text{C}$ and the temperature of the mold prior to casting was $750 - 850^\circ\text{C}$. Prior to casting the mold was dried and roasted at $800 - 850^\circ\text{C}$. The filled molds were

Card 1/2

Some peculiarities in the...

S/137/62/000/005/053/150
A006/A101

cooled with the furnace at a rate of 30 - 50 degrees/hour. An eutectic alloy containing (in %) 48 MgF_2 and 52 CaF_2 was investigated. The addition of 2 - 5% Ni fluoride to the alloy considerably reduces the danger of breakdown of the castings owing to thermal stresses.

G. Svodtseva

[Abstracter's note: Complete translation]

Card 2/2

21121

18.1245

2508, 1416, 1454

S/149/61/000/003/004/004
A006/A106

AUTHORS: Kurdyumov, A. V., Shestyrev, I. A.

TITLE: On the use of pressure crystallization in casting magnesium alloys

PERIODICAL: Izvestiya vysshikh uchebnykh zavedeniy, Tsvetnaya metallurgiya,
no. 3, 1961, 125 - 128

TEXT: Pressure crystallization was proposed by Academician A.A. Bochvar and Professor A. G. Spasskiy as an effective means of eliminating porosity in aluminum alloy castings. This method was as yet not employed in magnesium alloy castings due to the opinion that these alloys in liquid state were inflammable under high air pressure. The present study was made to reveal the possibility of using pressure crystallization for casting magnesium alloys and to determine the effect of pressure on the porosity of the castings. The experiments were made with МЛ 4 (ML4) and МЛ 5 (ML5) alloys. The shape and dimension of castings were selected in such a manner that in one case shrinkage porosity was located in the upper portion of the casting (Figure 1, a and b) and in the other case over its whole height (Figure 1, c). The castings were placed in the bottom of the mold, the riser and the pouring gate were at the top. In all cases the metal was top-poured. The

Card 1/4

21121

On the use of pressure crystallization ...

S/149/61/000/003/004/004
A006/A106

foundry mold was made of a standard mixture of 5% moisture and with fluorine admixture. For pressure crystallization the mold was placed in an autoclave. After pouring, the autoclave cover was closed and compressed air was supplied. To prevent ignition, sulfur powder was placed around the air gate and the riser. The mold was held in the autoclave for 10 - 15 minutes, then specimens were cut out and their porosity was determined from the density by double weighing in air and glycerin, and by weighing and measuring. Castings were manufactured by crystallization under conventional conditions and under pressure of 1.5, 3, 4 and 5 atg. The alloy temperature was 760°C. It was found that the density of the specimens increased with higher pressure. The distribution of porosity over the height was studied on specimens shown in figure 1c, cast into two molds. In one mold crystallization proceeded under conventional conditions, in the other one under 1.5, 3 and 5 atg pressure. ML5 alloys were cast at 690 and 800°C. It was found that in all cases but one a higher density was observed in pressure crystallized castings. The dense portion of a conventionally crystallized casting was about 15% of its total height, that of a pressure crystallized casting 30 - 40%. The experiments performed lead to the following conclusions: Pressure crystallization, employed in aluminum alloy casting, can also be recommended for magnesium alloy casting. For this purpose risers having a sufficient volume should be placed above the compact parts

Card 2/4

21121

S/149/61/000/003/004/004
A006/A106

On the use of pressure crystallization

of the casting. Casting should be performed in an autoclave by crystallization under 3 - 5 atg. pressure. The alloys must be heated to 760 - 800°C, to maintain one portion of the alloy in prolonged liquid state so that the shrinkage pores be fully soaked under the effect of high pressure. Magnesium alloys in liquid state are not inflammable under high pressure. To prevent accidental ignition it is sufficient to pour some sulfur powder around the riser and the air gate. This article was recommended for publication by the kafedra liteynogo proizvodstva Krasnoyarskogo instituta tsvetnykh metallov (Department of Foundry Practice at the Krasnoyarsk Institute of Non-Ferrous Metals). There are 3 figures.

ASSOCIATION: Krasnoyarskiy institut tsvetnykh metallov (Krasnoyarsk Institute of Non-Ferrous Metals) Kolomenskiy teplovozostroitel'nyy zavod (Kolomna Locomotive Building Plant)

SUBMITTED: August 19, 1960.

Card 3/4

KURDYUMOV, A.V.; ROTERSHTEYN, A.A.

Reducing the loss of cadmium in the manufacture of cadmium
bronze. Lit.proizv. no.7:44-45 JI '61. (MIRA 14:7)
(Cadmium) (Bronze)

15.2240

18.1200

28052

S/128/61/000/009/008/009
A054/A127

AUTHORS: Kurdyumov, A.V.; Pikunov, M.V.

TITLE: The technological peculiarities of melting and casting calcium and magnesium fluoride alloys

PERIODICAL: Liteynoye proizvodstvo, no. 9, 1961, 39 - 41

TEXT: Corrosion-resistant alloys containing calcium fluoride and magnesium fluoride have a low ductility. They are difficult to machine and more suitable for casting. However, their peculiarities in melting and casting require measures which differ from the conventional conditions. The usual refractory materials containing various oxides cannot be used for alloys containing calcium and magnesium fluoride, because these dissolve and adsorb the oxides which makes their castability deteriorate. The use of metallic crucibles is also limited due to the high temperatures involved. The best results were obtained when these alloys were melted in electrode-graphite crucibles in gas or electric furnaces at temperatures up to 1,300°C. After crystallization gas porosity similar to the honeycomb porosity in steel and copper can often be observed in these alloys which can be reduced by remelting. This shows that porosity is the result

Card 1/3

XX

The technological peculiarities of melting and....

28052s/128/61/000/009/008/009
A054/A127

of gas saturation of the salts and not of chemical reactions. By blowing dry air (oxygen) through the melt the dissolved gas (mainly hydrogen) can also be removed and the alloy becomes denser. The rate of cooling also affects the porosity of this alloy. When remelting to eliminate the porosity, dried and hardened crucibles must be used, carefully avoiding any contact with moisture. For the above-mentioned reasons the conventional mold and core materials cannot be used either. The best material for this above purpose is graphite or graphite chamotte (consisting of crushed chamotte crucibles, + 8 - 10% water, + 3 - 5% refractory clay). Prior to use the mold has to be dried, then hardened at 800 - 850°C. The mixture must be poured into a hot (750 - 800°C) mold, owing to the low heat-conductivity and plasticity of fluorides. To prevent thermal stresses causing cracks, cooling to room temperature has to be effected slowly and at a uniform rate (for castings 0.5 - 20 kg in weight 30 - 50°C/h). This is attained best by pouring the alloy of 1,050 - 1,100°C into molds heated to 800 - 850°C, with subsequent slow cooling in the furnace. Eutectic alloys were found more suitable than hypo-eutectoid and hyper-eutectoid ones. Therefore, to obtain more exact data of their mechanical and casting properties, tests were carried out with eutectic alloys adding 2 - 5% nickel fluoride. This greatly reduced fracturing by thermal stresses. Another condition which perceptibly affects the quality of

Card 2/3

28052

3/128/61/000/009/008/009
A054/A127

The technological peculiarities of melting and....

the alloy is the purity of constituents. For some properties of fluoride alloys the following values were obtained:

Eutectic alloy (52% CaF ₂ , 48% MgF ₂)	Parameters
Specific gravity, g/cm ³	
at 25°C	3.07
at 1,250°C	2.75
Coefficient of heat expansion	
at 0 - 100°C	10.3 x 10 ⁻⁶
at 0 - 800°C	14.9 x 10 ⁻⁶

Eutectic alloy (52% CaF ₂ , 48% MgF ₂)	Parameters
Heat-conductivity as compared with that of copper	
at 40°C	1/180
at 225°C	1/63

There are 2 figures, 2 tables and 3 references: 2 Soviet-bloc and 1 non-Soviet-bloc. The reference to the English-language publication reads as follows: G. Fuseya and oth., Journal Soc. Chemical Industry. Japan, no. 4, v. 36, 1933.

X

Card 3/3

S/128/61/000/012/003/004

A004/A127

AUTHORS: Spasskiy, A.G.; Pikunov, M.V.; Kurdyumov, A.V.; Lebedev, Ye.A.

TITLE: Removing films from metals by filtration

PERIODICAL: Liteynoye proizvodstvo, no. 12, 1961, 22 - 24

TEXT: The authors point out that quite a number of alloys during melting and pouring are considerably contaminated with oxide films which reduce their technological and mechanical properties and the quality of components. They enumerate a number of metal purification processes and report on tests which were carried out to remove films from aluminum alloys by filtration. These tests were carried out during the semi-continuous casting of ingots of the Д16 (D16) and AK6 (AK6) alloys by A.G. Spasskiy, M.V. Pikunov and A.V. Kurdyumov. Prior to the casting process, filtration was studied by simulating metal filtration with water with pieces of paper representing the films. Lumps of crushed magnesite bricks were used as filtering agent. The filtration results showed that a lump filter of 50 mm thickness holds back 50 - 70% of particles 1 x 1 mm in size, while a filter of 100 mm thickness detains 90 - 95% of such particles. During the filtration of the D16 alloy, melted in a graphite cruci-

Card 1/4

S/128/61/000/012/003/004
A004/A127

Removing films from metals by filtration

ble at 750°C, the lump filter was placed in the spout, which was preheated to 700°C. 5 - 7 ingots 50 mm in diameter and 150 mm high were cast in succession. The number of films and their total area were counted on the fracture. Three lots of ingots were cast - without filtration, with filtration through lumps of magnesite brick of 5 - 10 lump size and with filtration through lumps of a melt consisting of equal parts calcium and magnesium fluorides of the same lump size. As a result of these tests it was found that ingots cast without filtration contained 12% impurities, those with magnesite filtration 3% and with fluoride filtration 1%. This filtration method was tested under service conditions with the AKS alloy, the tests being carried out by Yu. I. Birevaya, L.A. Kats, S.A. Baranovskiy and A.M. Babarikina. Eleven ingots 110 mm in diameter were cast at a rate of 15 cm/min directly from the melting furnace at 750°C. The following filtering material was used: magnesite brick, an alloy of equal parts of calcium and magnesium fluorides, and magnesite brick impregnated with liquid flux of the 2 compositions: No. 1 - 40% NaF, 60% Na₃AlF₆; No. 2 - 64% NaF, 36% NaCl. The following filtering results were obtained: average impurity without filtration 5%; with filtration through magnesite 1.5%; with filtration through magnesite impregnated with No. 1 flux 0.9%; idem with No. 2 flux 0.5%; and filtration through the fluoride alloy 0.3%. Although this filtration meth-

Card 2/4

Removing films from metals by filtration

S/128/61/000/012/003/004
A004/A127

ed yielded good results the metal purity was still insufficient, which could be explained by the fact that the metal, after passing through the filter, ran in an open flow, thus oxidizing again and contaminating with film. Another test series was carried out under industrial conditions with the participation of P. Ye. Khodakov, V.V. Solov'yeva, M.G. Kasheyev and I.I. Ger'yev, where the filtration system was changed in such a way as to prevent the oxidation of the metal after filtration. Under these conditions the average contamination amounted to 1.7% without filtration and 0.24% with filtration. The results obtained make it possible to conclude that filtration through lump filters in the semi-continuous casting of aluminum alloys improves the metal purity considerably as regards film. The filter should be placed in the distributing funnel, while crushed magnesite brick, either with or without flux impregnation, and fluoride alloys can be used as filtering material. Magnesite and fluoride alloys are heavier than aluminum and there is no chemical reaction up to 1,000°C. Further tests with lump filters carried out during pressure casting by M.V. Pikunov, Ye.Ya. Lebedev and A.G. Spasskiy showed the applicability of this filtration method also for pressure casting. Various Al-alloys - АЛ9В (AL9V), АЛ3Ч (AL3Ch), АЛ14Ч (AL14Ch) and others - were cast in this way at the Moskovskiy zavod malolitrzhnykh avtomobiley (Moscow Small-Displacement Car Plant). Crushed magne-

Card 3/4

Removing films from metals by filtration

S/128/61/000/012.003/004
A004/A127

site brick in lumps of 12 - 15 mm, calcinated prior to use at 900°C was used as filtering material. Also the filtration of the ЦАМ 4-1 (TsAM 4-1) zinc alloy resulted in a considerably improved metal purity. There are 8 figures, 1 table and 7 references: 4 Soviet-bloc and 3 non-Soviet-bloc. ✓

Card 4/4

S/128/61/000/012/004/004
A004/A127

AUTHORS: Kurdyumov, A.V.; Teplitskiy, M.D.

TITLE: The effect of the melting conditions on the quality of Br. AMu 9-2
(Br. AMts. 9-2) bronze

PERIODICAL: Liteynoye proizvodstvo, no. 12, 24 - 26 - 1961

TEXT: Since hitherto no standard technology of smelting aluminum bronze had been in existence, special investigations were carried out to establish the effect of the melting conditions on the properties of Br. AMts 9-2 bronze. These tests were carried out at the Institut tsvetnykh metallov im. M.I. Kalinina (Institute of Non-Ferrous Metals im. M.I. Kalinin) and aimed at determining the effect of the succession of adding the charge constituents on the contamination of the melt by nonmetallic inclusions and the mechanical properties. Besides, the purity of the alloy was studied when 50% each of pure metal and waste or only waste was used. Moreover, the Institute investigated the effect of various fluxes on the melt impurity, mechanical properties and metal losses with the slag when the charge constituents were added in different succession. The following fluxes were tested: borax, cryolite, the eutectic alloy of calci-

Card 1/3

The effect of the melting conditions on....

S/128/61/000/012/004/004
A004/A127

um and magnesium fluorides and carbon cover. The contamination by nonmetallic impurities was compared for melting in electric and gas furnaces. The starting materials were pure aluminum and copper and a copper-manganese foundry alloy, containing 20% manganese. The charge weight was 3 - 5 kg. Melting was carried out in a graphite-chamotte crucible in a Silit furnace. The contamination of the melt by nonmetallic and oxide inclusions was checked by the Dobatkin and Zinov'yev test (Ref. 3: V.I. Dobatkin, V.K. Zinov'yev, "Zavodskaya laboratoriya", no. 4, 1955). Ingots 40 mm in diameter and 200 mm long were cast in a graphite mold. Specimens were cut out from the ingots and upset under a forging hammer and the oxide inclusions determined by the fracture, where they showed as gray-brown stains. The mechanical properties were determined on cast and turned specimens. The test results showed that in order to obtain a Br. AMts.9-2 bronze with a minimum contamination by nonmetallic impurities, high mechanical properties and low metal losses with the slag, it is necessary to melt this bronze under a flux layer, either cryolite or calcium and magnesium fluoride alloys in the order copper - foundry alloy (copper - manganese) - aluminum. If melting is carried out without protective cover or under a charcoal cover, it is not admissible to add the aluminum to the molten copper prior to manganese, since this would result in a considerable contamination of the bronze

Card 2/3

The effect of the melting conditions on....

S/128/61/000/012,004/004
A004/A127

by oxide inclusions. If the bronze is melted from waste it is necessary to melt the copper, then to add the necessary amount of manganese or copper manganese foundry alloy, and only thereupon the waste and aluminum. The use of charcoal as protective layer during the melting of Br. AMts 9-3 bronze is practically useless. There are 3 figures, 2 tables and 3 Soviet-bloc references



Card 3/3

S/128/62/000/002/005/007
A004/A127

AUTHORS: Kurdyumov, A.V., Stekol'nikova, G.A.

TITLE: The effect of vacuum treatment on the casting properties of the
AL10 (AL10) alloy

PERIODICAL: Liteynoye proizvodstvo, no. 2, 1962, 28 - 30

TEXT: The authors point out the advantages of the vacuum treatment of metals, e.g., reduced porosity of the castings, improved surface finish, refining of macrograins and improved mechanical and casting properties, and state that this method has not yet been propagated in the casting of nonferrous metals owing to insufficient data on the effect of vacuum treatment on the casting and mechanical properties of these alloys. To study, in particular, the most important casting property, viz. the tendency to form cracks under difficult shrinkage conditions, tests were carried out to vacuum-treat the AL10 alloy. The authors give a description of the vacuum-treatment process of this alloy, present a schematic of the installation used and the results of determining the gas saturation of the AL10 alloy prior to and after the vacuum treatment on the alloy density, the magnitude of volumetric shrinkage of the castings and the tendency to crack formation. A

Card 1/2

The effect of vacuum treatment.....

S/128/62/000/002/005/007
AG04/A127

Comparison of macrosections proved that vacuum-treated specimens showed a lower porosity than non-vacuum-treated ones, while the alloy density rose with an increased vacuum and holding time of the melt. The volumetric shrinkage also increases with a higher vacuum and reaches 9.8 - 10.3% at a residual pressure in the autoclave of 10 mm Hg. An increase in the vacuum-treatment temperature hardly affects the magnitude of volumetric shrinkage, while the maximum volumetric shrinkage of the castings can be observed with 15 - 20 minutes holding. On the other hand, the results show that the tendency to crack formation of the vacuum-treated AL10 alloy exceeds that of the non-vacuum-treated alloy nearly by a factor of 2, which can be explained by the increase in volumetric shrinkage and the decrease in gas saturation and porosity. Generally, the authors point out that the vacuum treatment at a comparatively low vacuum of 10 mm Hg essentially changes the properties of the AL10 alloy. The expediency of using this process should be decided for every single case, taking into consideration the considerably increased tendency of the alloy to crack formation. There are 5 figures and 6 Soviet-bloc references.

Card 2/2

S/149/62/000/003/010/011
A006/A101

12.12.1962
AUTHORS: Kurdyumov, A. V., Stekol'nikova, G. A.

TITLE: The effect of vacuum treatment on casting properties of AL10 (AL10) alloy

PERIODICAL: Izvestiya vysshikh uchebnykh zavedeniy, Tsvetnaya metallurgiya, no. 3, 1962, 147 - 153

TEXT: An investigation was made for the purpose of gathering data on the effect of vacuum-treatment upon the casting properties of Al alloys and to reveal the expediency of using such a method for AL10 alloys. The following factors were studied in particular: the effect of the vacuum rarefaction, holding time and temperature of the melt during vacuum-treatment upon gas-saturation, porosity of castings, volume shrinkage, the volume of an open shrinkage-cavity, crack sensitivity of the alloy during inhibited shrinkage, fluidity and density. Castings were produced under conventional conditions and with vacuum treatment on a unit shown in Figure 1 at 10, 100, 200 and 300 mm Hg residual pressure in the autoclave. It was found that vacuum treatment of liquid alloy AL10 changed consider-

Card 1/3

S/149/62/000/003/010/011
A006/A101

The effect of vacuum treatment...

ably its casting properties at relatively low pressure (10 mm Hg). Vacuum treatment promotes the elimination of dissolved gas from the melt. Practically full elimination of the gas is assured by holding the melt in the autoclave for 25 - 30 minutes at 750 - 800°C and 10 mm Hg residual pressure. Porosity of vacuum-treated castings is below that of conventional specimens. Density increases with higher rarefaction and extended holding time in a vacuum. Volumetric shrinkage of vacuum-treated castings exceeds that of conventional ones. With a greater rarefaction in the vacuum, the shrinkage increases to 9.8 - 10.36% at 10 mm Hg residual pressure. Extended holding time at constant rarefaction and temperature increases volume shrinkage, whose maximum is observed at 15 - 20 minute holding time. The volume of an open shrinkage cavity increases with vacuum treatment. Crack sensitivity of AL10 alloy during inhibited shrinkage increases with greater rarefaction; it is almost twice as high as that of non-treated material; this is explained by higher volume shrinkage and reduced gas saturation and porosity of vacuum-treated samples. Fluidity is only affected by vacuum treatment at lower temperatures. It is greater for a vacuum-treated specimen. The expediency of using vacuum treatment should be established for each particular case by taking into account the increase in crack-sensitivity

Card 2/3

The effect of vacuum treatment...

S/149/62/000/003/010/011
A006/A101

during inhibited shrinkage. In the case of compact castings, when there is no particular shrinkage resistance from the mold, gaseous porosity will be eliminated and density will increase on account of large-volume concentrated shrinkage cavities. On the other hand, when shrinkage is inhibited by the mold or the core, vacuum-treatment will increase the amount of rejects due to cracks. There are 3 figures and 2 tables.

ASSOCIATION: Krasnoyarskiy institut tsvetnykh metallov (Krasnoyarsk Institute of Non-Ferrous Metals) Kafedra liteynoye proizvodstvo (Department of Foundry Practice)

SUBMITTED: November 16, 1961

Card 3/4

18.1245

36587
S/128/62/000/004/002/010
A004/A127

AUTHORS: Kurdyumov, A.V.; Shestyrev, I.A.

TITLE: Crystallization of magnesium alloys under pressure

PERIODICAL: Liteynoye proizvodstvo, no. 4, 1962, 4 - 5

TT: The authors mention the fact that magnesium-alloy castings rather often show a considerable porosity. The industrial MЛ 4 (ML4) and MЛ 5 (ML5) alloys possess a great crystallization temperature range of 210° and 157°C respectively. The volume of micropores may be considered insignificant, it is in the range of 0.75 to 1% of the total casting volume, but the tensile strength of specimens of 0.75% microporosity decreases already by a factor of 2. Investigations were carried out to study the possibility of applying pressurized crystallization in casting the ML4 and ML5 magnesium alloys, and to find out the effect of pressure on the casting porosity. The alloys were produced from fresh metal and master alloys and were cast in ingot molds. To prevent the feeding of the casting from the riser, the gate dimensions were chosen in such a way that the metal in it crystallized in the first place. For pressurized crystallization the mold was placed in an autoclave whose cover was closed after

Card 1/2

Crystallization of

3/128/62/000/004/002/010
A004/A127

the metal was poured into the green mold. Compressed air was supplied into the autoclave and the mold was held under pressure for 10 - 15 min. The porosity of the pressurized castings was determined by comparing them to specimens cast in the conventional way. The results proved that pressurized crystallization of magnesium-alloys increased their density, and the higher the pressure, the lower will be the porosity. The best results were obtained at pressures of 3 - 5 atm. Moreover, a comparison of the porosity of specimens poured at 690 and 800°C respectively revealed that the pressure effect was higher when pouring was effected at elevated temperatures. The authors conclude by stating that pressurized crystallization, which has been successfully employed in the casting of Al-alloys, will result in a higher density and lower porosity of magnesium castings, the optimum pressure magnitude being 3 - 5 atm, while the pouring temperature should not be lower than 760 - 800°C. There are 4 figures. X

Card 2/2

KURDYUMOV, A.V.; STEKOL'NIKOVA, G.A.

Effect of vacuuming on the founding properties of the AL10 alloy.
Izv.vys.ucheb.zav.; tsvet.met. 5 no.3:147-153 '62.

(MIRA 15:11)

1. Krasnoyarskiy institut tsvetnykh metallov, kafedra liteynogo
proizvodstva.

(Aluminum founding) (Vacuum metallurgy)

KURDYUMOV, A.V.; AKIMOVA, K.I.

Hardening of Br.AMts 9-2 alloys by an addition of nickel. Izv.
vys. ucheb. zav.; tsvet. met. 5 no.4:149-151 '62. (MIRA 16:5)

1. Krasnoyarskiy institut tsvetnykh metallov, kafedra liteynogo
proizvodstva.

(Bromine compounds) (Nickel)

KURDYUMOV, A.V.

Refining copper alloys from oxide inclusions. Lit. proizv. no.5:41-42
My '62. (MIRA 16:3)
(Copper alloys--Inclusions) (Nonferrous metals--Founding)

ACCESSION NR: AP3000986

8/0149/63/000/002/0167/0171

AUTHOR: Stepanov, M. A.; Durdymov, A. V.; Goloborodov, V. N.

TITLE: Corrosion resistance of iron-aluminum alloys in fluorine at temperatures of 500--700C

SOURCE: IVUZ. Tavetnaya metallurgiya, no. 2, 1963, 167-171

TOPIC TAGS: iron-aluminum alloys, iron-aluminum-calcium alloys

ABSTRACT: The corrosion behavior of Fe-Al and Fe-Al-Ca alloys in a fluorine atmosphere at 500--700C was studied. The alloys were melted in an h-f induction furnace from Armeo iron with AV000 [99.99% pure] Al added in amounts ranging from 5.5 to 31.0%. In one case, 1.5% Ca and 5.5% Al were added. The microstructure of all the alloys was found to consist of Alpha solid solution and, in most cases, a second component of undetermined composition along the grain boundaries. Hardness increased with increasing Al content from 84 R sub B at 5.5% Al to 45 R sub C at 31% Al. Results of corrosion testing showed that none of the alloys was corrosion resistant

Card 1/2

ACCESSION NR: AP3000986

under the test conditions and that the corrosion products possessed no protective properties. At 500C the corrosion rate (weight gain) in 5- to 10-hr tests varied from 10 to 57 g/m² sup 2 times hr; at 600--700C the rates were still higher. The Fe-Al-Ca alloy specimen was almost completely destroyed in the test at 500C. Orig. art. has: 3 figures and 3 tables.

ASSOCIATION: Moskovskiy institut stali i splavov. Kafedra liteynogo proizvodstva (Moscow Steel and Alloy Institute. Department of Founding)

SUBMITTED: 06Jul62

DATE ACQ: 21Jun63

ENCL: 00

SUB CODE: 00

NO REF SOV: 009

OTHER: 003

Card 2/2

3/123/63/000/003/005/005
A054/A126

AUTHORS: Kurdyumov, A.V., Frolov, V.V.

TITLE: The duration of the effect of inoculation during vacuum treatment of the AJI 4 (AL4) alloy

PERIODICAL: Liteynoye proizvodstvo, no. 3, 1963, 41 - 42

TEXT: To avoid the formation of an acicular structure, the widely used AL4 alloy has to be modified by sodium salts. During th inoculation, however, the alloy adsorbs hydrogen resulting in a considerable porosity of the metal. Tests were carried out to establish a suitable refining method for this alloy, which would not weaken or shorten the effect of modification, by subjecting the alloy to vacuum treatment. In the tests the AL4 alloy, containing, besides Al, 9.9% Si, 0.25% Mg, 0.5% Mn and 0.4% Fe, was used. The degree of modification was assessed by the grain size of silicon in the eutectic (the bigger the grain size, the weaker the effect of inoculation). For modification the fluor and chlorine salts of sodium were used in a 2 : 1 ratio, amounting to 2% of the alloy quantity; samples were processed at temperatures between 750 and 810°C, and

Card 1/2

The duration of the effect of inoculation

S/128/63/000/003/005/005
A054/A126

in a vacuum of 10 and 20 mm Hg in the autoclave. The analysis of the fracture surface and microstructure of the specimens showed that the effect of sodium inoculation can be maintained for the longest time (20 - 30 min) and a dense metal structure can be obtained, if the AL4 alloy is vacuum-treated at 750 and $780^{\circ}\text{C} \pm 10^{\circ}\text{C}$ in 10 - 20 mm Hg vacuum, due to which treatment the adsorbed gases are removed from the metal without weakening the effect of inoculation. There are 2 figures and 1 table.

Card 2/2

KURDYUMOV, A.V.; DEMIN, Yu.V.; ZHJANOV, G.S.

Effect of technological factors on the mechanical properties and
tendency toward crack formation of the ML5 alloy. Lit. proizv.
no.8:17-18 Ag '63. (MIRA 16:10)

Курдюмов

KURDYMOV, A.V.; GOLOBORODOV, V.N.; STEPANOV, M.A.

Effect of magnesium and calcium on the corrosion resistance of
nickel in an atmosphere of fluoride at 700-860°. Izv. vys.
ucheb. zav.; tsvet. met. 6 no.4:138-144 '63. (MIRA 16:8)

1. Moskovskiy institut stali i splavov, kafedra tekhnologii
liteynykh protsessov.

(Nickel—Corrosion)
(Metals at high temperatures)

S/126/65/015/002/014/033
E195/E383

AUTHORS: Kardonskiy, V.M., Kurdyunov, G.V. and Perkas, M.D.

TITLE: The fine structure of cold-worked high-carbon steel

PERIODICAL: Fizika metallov i metallovedeniya, v. 15, no. 2, 1965,
244 - 253

TEXT: The object of the present investigation was to study the relationship between the strength and fine structure of steel subjected to heat and mechanical treatment and to explain the part played by cementite and by its particle size in the formation of fine structure in the deformed α -phase. The experiments consisted of the following. Hot-rolled, 1.5 - 2.0 mm thick strip of steel γ 10 (U10) and γ 12 (U12) was (1) continuously patented by passing (at 2.7 m/min) through a furnace at 920°C and then through a lead bath at 420°C , or (2) annealed by maintaining for 20 min at 880°C , furnace-cooling to 600°C and then cooling in air to room temperature. The heat-treated strip was then cold-rolled to up to 95% reduction thickness. The UTS attained in steels U10 and U12 after patenting and cold-rolling was 270-290 and 300-320 kg/mm², respectively, the UTS of annealed and cold-rolled steel U10 being 180 kg/mm². The Card 1/5

The fine structure

S/126/63/015/002/014/033
E193/E303

fine structure of steel after various degrees of cold deformation was studied with the aid of an electron microscope, X-ray diffraction measurements being used to determine the block dimensions and the magnitude of distortions of the second type. Conclusions: 1) the formation of sub-structure in ferrite during plastic deformation depends to a great extent on the presence of cementite and on the shape and size of crystals of this constituent. Small (0.1-0.2 μ) spacing between the platelets of the eutectoid, ensured by the patenting treatment, creates conditions favourable for a considerable reduction in the block dimensions of ferrite (100 - 150 \AA) and cementite (50-50 \AA) in cold-deformed steel. This is demonstrated in Fig. 10, where the UTS (σ_B , kg/mm²), block dimensions ($D \cdot 10^6$ cm) and the magnitude of distortions of the second type ($\Delta a/a$) of steel U12 are plotted against the degree of deformation (bottom scale, %) and thickness of the strip (upper scale, mm), the circles and dots representing, respectively, the results obtained for patented and annealed specimens. 2) The high degree of fragmentation of the ferrite and cementite, high degree of misalignment of blocks in the interior of the grains, formation

Card 2/3

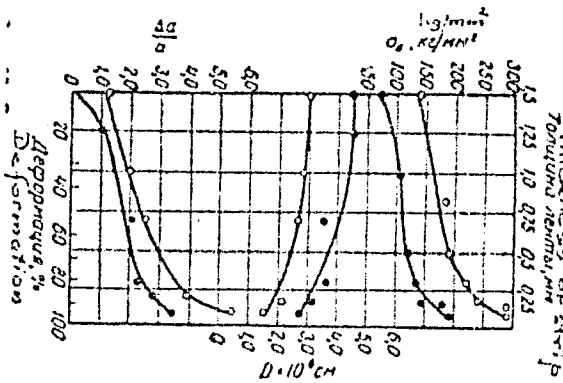
S/126/63/015/002/014/033
E195/E583

The fine structure

of a very dense network of obstacles to movement of dislocations (both present in the ferrite grains and in the form of grain boundaries between ferrite and cementite particles) constitute the main causes of high strength of patented and cold-worked steel strip. There are 11 figures and 1 table.

ASSOCIATION: Institut metallofiziki TsNIICM (Institute of Metal Physics, TsNIICM)

SUBMITTED: August 1, 1962



Card 5/5

Fig. 10

ACCESSION NR: AP4038808

S/0128/64/000/005/0014/0016

AUTHORS: Kurdyumov, A. V. (Candidate of technical sciences); Skuchilov, A. I. (Engineer); Gorokhov, V. P. (Engineer); Kofman, L. M. (Engineer)

TITLE: Purification of AMg-6 alloy from oxide films by filtration through grain filters

SOURCE: Liteynoye proizvodstvo, no. 5, 1964, 14-16

TOPIC TAGS: grain filter, filtration, aluminum alloy, alloy AMg 6, oxide film, scab formation, aluminum titanium alloy, aluminum manganese alloy, carnallite flux, gas content, Dardell Gudchenko method, alloy AK6, alloy D16

ABSTRACT: The effectiveness of grain filters (with different chemical compositions) in freeing aluminum alloys AMg-6, AK6, and D16 of various nonmetallic inclusions (gases, slags, and oxide films) was studied experimentally. Aluminum AMg-6 was filtered in a device shown in Fig. 1 of the Enclosures. Here: 1- mixer; 2- siphon; 3- intermediate container; 4- filter; 5- casting box; 6- automatic regulator of metal level in crystallizer; 7- crystallizer; 8- ingot. Two filter types were tested: 1) magnesite grains (8-10 mm); 2) calcium fluoride and magnesium fluoride grains. The filtration material was cleaned by compressed air, heated to

Card 1/5

ACCESSION NR: AP4038808

500-600C, and poured into the filter box of the casting device. The metal passed through these filters before entering the crystallizer. In the process of metal pouring the melt samples were collected for chemical analysis. Their gas content was determined by the Dardell-Gudchenko method. The results showed that filtering of the alloys produced a considerable purification. According to the diagram shown in Fig. 2 of the Enclosures the ingots filtered through the magnesite grains (curve 2) had one half as many impurities, and those filtered through the fluoride grains (curve 3) had one third as many impurities as the nonfiltered samples (curve 1). Dark inclusions of magnesium oxide and spinel were practically absent. Gas concentration in ingots showed in a direct relation to the degree of their pollution (see Fig. 3 of the Enclosures). Orig. art. has: 3 tables and 9 figures.

ASSOCIATION: none

SUBMITTED: 00

DATE ACQ: 05Jun64

ENCL: 03

SUB CODE: MM

NO REF SOV: 004

OTHER: 000

Card 2/5

KURDYUMOV, A.V.; SKUCHILOV, A.I.; GOROKHOV, V.F.; KOFFMAN, L.M.

Purification of the AMg-6 alloy from oxide film by filtration
through a refractory material filter. Lit. proizv. 5:14-16
My '64. (MIRA 18:3)

KURDYUMOV, G.D.

New developments in earthwork done by hydromechanical methods.
Mekh.trud.rab. 9 no.12:43-45 D '55. (MLRA 9:5)

1. Glavnyy inzhener upravleniya gidromekhanizatsii.
(Hydraulic engineering) (Earthwork)

5(3)
AUTHORS: Semenenko, K.N. and Kurdyumov, G.M. SOV/55-58-2-28/35
TITLE: On Complex Compounds of Zinc Acetate With Nitrogenous Organic Substances (O kompleksnykh soyedineniyakh uksusnokislogo tsinka s azotsoderzhashchimi organicheskimi veshchestvami)
PERIODICAL: Vestnik Moskovskogo Universiteta. Seriya matematiki, mekhaniki, astronomii, fiziki, khimii, 1958, Nr 2, pp 207-210 (USSR)
ABSTRACT: The compounds $Zn(CH_3COO)_2 \cdot 2C_5H_5N$ and $Zn(CH_3COO)_2 \cdot 2C_4H_8NH_2$ were produced and investigated. It was shown that zinc acetate solutions in water and several organic solvents possess an abnormally high viscosity. The mono-crystals of the produced combinations mentioned above were radiographically investigated. There are 3 tables, and 8 references, 1 of which is Soviet, 3 are German, 2 French, and 2 American.
SUBMITTED: June 7, 1957

Card 1/1

5(2)

AUTHORS:

Semenenko, K.N. and Kurdyumov, G.M.

SOV/55-58-3-22/30

TITLE:

On the Combinations of Beryllium Hydroxybenzoate With Toluene and Halogen-Substituted Benzene (O soyedineniyakh oksibenzoata berilliya s toluolom i galogenzameshchennymi benzolami)

PERIODICAL:

Vestnik Moskovskogo universiteta, Seriya matematika, mekhanika, astronomii, fiziki, khimiya, 1958, Nr 3, pp 187-190 (USSR)

ABSTRACT:

By vaporization of a Be-hydroxybenzoate solution in a corresponding solvent there were obtained in crystalline form less stable combinations of Be-hydroxybenzoate with some organic molecules. A radiography was carried out and it showed that the organic molecules are enclosed in the interspaces of the crystal lattice of Be-hydroxybenzoate, whereby the original lattice is somewhat deformed.

There are 2 tables, and 2 Soviet references.

ASSOCIATION: Kafedra neorganicheskoy khimii (Chair of Inorganic Chemistry)

SUBMITTED: June 7, 1957

Card 1/1

SEMENENKO, K.N.; KURDYUMOV, G.M.

Some properties of beryllium α -hydroxynaphthoate. Vest. Mosk. un.
Ser. 2: Khim. 15 no.5:56-58 S-O '60. (MIRA 13:11)

1. Moskovskiy gosudarstvennyy universitet, kafedra neorganicheskoy
khimii.

(Beryllium compounds)

(Naphthoic acid)

SEMENENKO, K.N.; KURDYUMOV, G.M.; GORDEYEV, I.V.

Heats of sublimation of beryllium oxysalts. Zhur.neorg.khim. 6
no.9:2025-2028 S '61. (MIRA 14:9)
(Beryllium salts)

SEMENENKO, K.H.; KURDYUMOV, G.M.

Beryllium oxysalts of the alicyclic and aliphatic series. Zhur.georg.khim.
7 no. 7:1512-1515 JI '62. (MIRA 16:3)

(Beryllium salts)

KURDYUMOV, G.M.; SEMENENKO, K.N.

Beryllium oxybenzoate compounds with aromatic hydrocarbons.
Zhur.neorg.khim. 7 no.9:2115-2121 S '62. (MIRA 15:9)
(Beryllium compounds) (Hydrocarbons)

KURDYUMOV, G.M.; SEMENENKO, K.N.

Heats of formation and the structure of the compounds of
beryllium hydroxybenzoate with benzene and styrene. Zhur.
neorg. khim. 8 no.11:2545-2548 N '63. (MIRA 17:1)

SHUL'MAN, I.Ye.; KAGAN, I.L.; CHUBUKOV, A.A.; SHAPIRO, A.A.; KURLYUMOV, G.M.

Automatic electric machine for briquetting cast iron chips.
Mashinostroitel' no.2:5-6 F '65. (MIRA 18:3)

REF ID: A62224-25
EFT(m)/EFF(c)/EFF(b)-2/T/ENP(t)/ENP(b)/ENP(a)
Page 4/214 IEP(c)

ABSTRACT: The distribution of phosphorus and iron in soil...

1. 005

OTHER: 007

Card 2/2

KURDYUMOV, G.M.

All-Union conference on the methods of obtaining high-purity substances. Khim.prom. 41 no.6:473 J₉ '65.

(MIRA 18:8)

L 02331-67 EWP(k)/EWT(d)/EWT(m)/EWP(h)/EWP(l)/EWP(v)/EWP(t)/ETI IJP(c) JD
 ACC NR: AP6030547 SOURCE CODE: UR/0413/86/000/013/0024/0024

INVENTOR: Molochko, V. A.; Mintskovskiy, A. Ya.; Kurdyumov, G. M. 20
B

ORG: none

TITLE: Equipment for purifying liquids by low temperature zone melting. Class 12, No. 184812¹³ [announced by the All-Union Scientific Research Institute of Chemical Reagents and Ultrapure Chemical Substances (Vsesoyuznyy nauchno-issledovatel'skiy institut khimicheskikh reaktivov i osobo chistykh khimicheskikh veshchestv)]

SOURCE: Izobreteniya, promyshlennyye obraztsy, tovarnyye znaki, no. 16, 1966, 24

TOPIC TAGS: liquid purification, purification unit

ABSTRACT: This Author Certificate introduces equipment for purifying liquids by low-temperature zone melting. A purification unit equipped with a heater and cooler mounted in series is placed in a vertical body filled with heat-insulating material. In order to maintain and regulate the temperature of the cool sections of the purification unit, the latter is built in the form of a metallic cylinder equipped with a vessel for the coolant and an opening duct. The body of the metallic cylinder

Card 1/2

UDC: 66.067.05

ACC NR: AP6030547

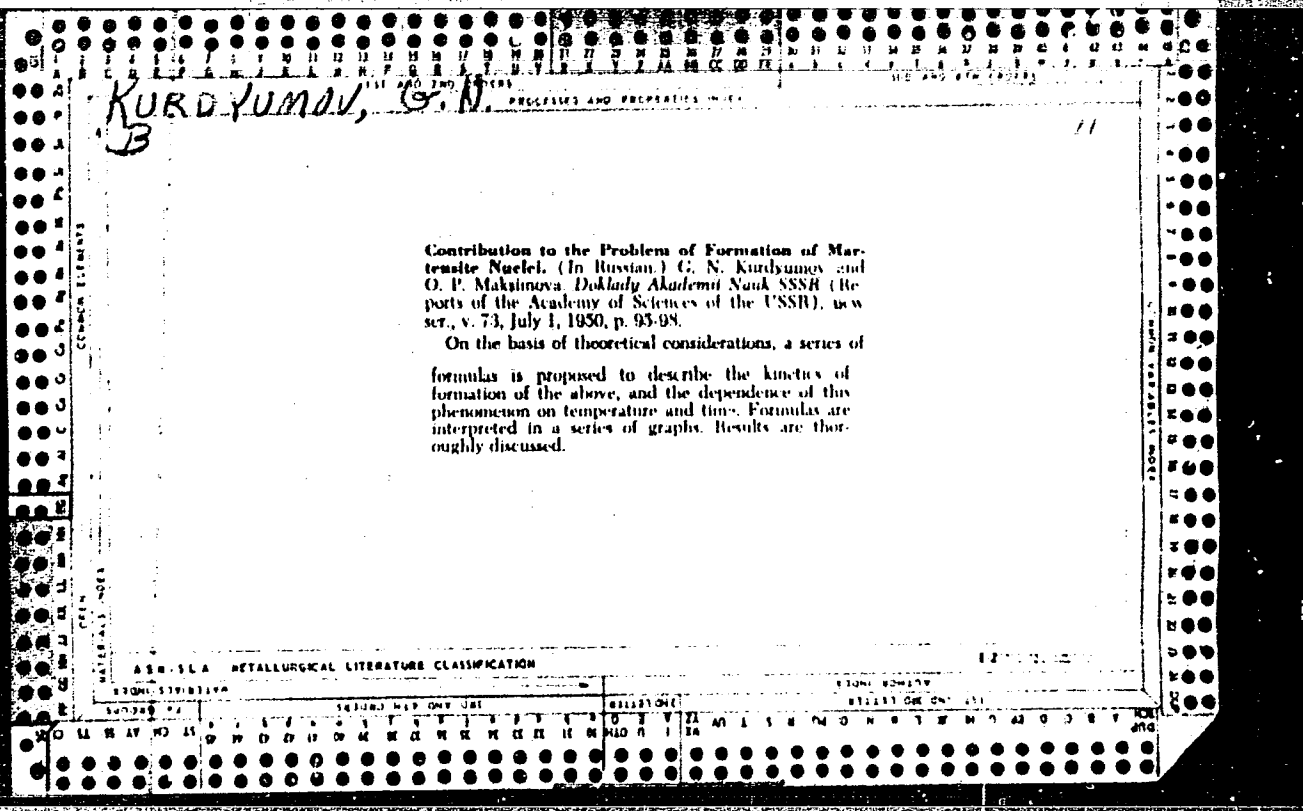
"APPROVED FOR RELEASE: 06/19/2000

CIA-RDP86-00513R000927710003-2

has slots for mounting the frames of the heaters. The slots are uniformly spaced along the opening duct. In order to keep the inside ampoule in the solid state before and after the purification process, a reservoir with the coolant is mounted in the frame of the equipment directly under the opening-duct. Orig. art. has: 1 figure. [Translation]

SUB CODE: 14/ SUBM DATE: 19May85/

Card 2/2



KURDYUMOV, G.V., akademik; ENTIN, R.I., doktor tekhn. nauk

Some trends in the development of theoretical study of metals.
Vest. AN SSSR 34 no.10:18-32 O '64.

(MIRA 17:11)

KURDYUMOV, G. V., GUDTSOV, N. T. and SELYAKOV, N. Ya.

"Roentgenographic Investigation of the Structure of Carbon Steel," Zhur. Prik.
Fiz, 4, No.2, 1927

1 2 3 4 5 6 7 8 9 10 11 12 13 14 15 16 17 18 19 20 21 22 23 24 25 26 27 28 29 30 31 32 33 34 35 36 37 38 39 40 41 42 43 44 45 46 47 48 49 50 51 52 53 54 55 56 57 58 59 60 61 62 63 64 65 66 67 68 69 70 71 72 73 74 75 76 77 78 79 80 81 82 83 84 85 86 87 88 89 90 91 92 93 94 95 96 97 98 99 100

PROCESSES AND PROPERTIES INDEX

1
2
3
4
5
6
7
8
9
10
11
12
13
14
15
16
17
18
19
20
21
22
23
24
25
26
27
28
29
30
31
32
33
34
35
36
37
38
39
40
41
42
43
44
45
46
47
48
49
50
51
52
53
54
55
56
57
58
59
60
61
62
63
64
65
66
67
68
69
70
71
72
73
74
75
76
77
78
79
80
81
82
83
84
85
86
87
88
89
90
91
92
93
94
95
96
97
98
99
100

TRANSFORMATIONS IN THE EUTECTOID ALLOYS. N. AGREV AND G. KARDYJANOV, *Physik. Zhov. Fiz.*
 Z. *Sovjetunion 2*, 140-9 (1932).—The authors conclude that in the Cu-Al eutectoid the β -phase is an unstable supersatd. solid soln. of Al in Cu, which, like martenite, can be formed by surrounding the lattice without diffusion. H. STOKRZ

ASA-ISA METALLURGICAL LITERATURE CLASSIFICATION

1 2 3 4 5 6 7 8 9 10 11 12 13 14 15 16 17 18 19 20 21 22 23 24 25 26 27 28 29 30 31 32 33 34 35 36 37 38 39 40 41 42 43 44 45 46 47 48 49 50 51 52 53 54 55 56 57 58 59 60 61 62 63 64 65 66 67 68 69 70 71 72 73 74 75 76 77 78 79 80 81 82 83 84 85 86 87 88 89 90 91 92 93 94 95 96 97 98 99 100

PRECISION AND PROPERTIES INDEX

M

2

*The Eutectoidal Decomposition of Solid Solutions of β -Copper Aluminium Alloys. N. W. Agayev and G. W. Kuriljumov (*Metalurg* [The Metallurgist], 1932, 7, (9), 3-21; *Chem. Zentr.*, 1934, 109, 1, 2344. [In Russian.] Cf. *J. Ind. Metals*, 1933, 63, 237. X-ray and micrographic examination, and determinations of the hardness and coeff. of expansion show that the β phase in copper-aluminium alloys decomposes on cooling into a eutectoidal mixture of ($\alpha + \gamma$), both of which have face-centred cubic lattices, the γ lattice containing 52 atoms in the unit cell. No intermediate phase is formed during slow cooling through 540° C., all the properties conforming to a mixture of the α - and γ -phases. A stable intermediate stage is obtained only on very rapid cooling. ---A. R. P.

A 58-51A METALLURGICAL LITERATURE CLASSIFICATION

MATERIALS INDEX	PRECISION AND PROPERTIES INDEX	ALPHABETIC INDEX
A B C D E F G H I J K L M N O P Q R S T U V W X Y Z	A B C D E F G H I J K L M N O P Q R S T U V W X Y Z	A B C D E F G H I J K L M N O P Q R S T U V W X Y Z

PROCESSES AND PROPERTIES INDEX

M 2

†The Mechanism of Phase Transformations in Eutectoid Alloys. G. Kurdjumov (Physikal. Z. Sowjetunion, 1933, 6, 488-500).—[In German.] Experimental work relating to phase transformations in various alloys, including steel, is critically reviewed. The significance of (1) transformations not involving the process of diffusion; (2) destruction of intermediate phases and (3) the direct production of phases of the solid solution is discussed. A bibliography of 34 references is appended.—J. H. G. T.

ASB-35A METALLURGICAL LITERATURE CLASSIFICATION

SEARCHED	SERIALIZED	INDEXED	FILED
[]	[]	[]	[]

G.V. KURDYUMOV, G.V.

Application of x-rays to metallurgy. G. V. Kurdyumov. *Dokl. Akad. Nauk SSSR* 1933, No. 5 6, 34-44. - A theoretical discussion and review of the literature, with 24 figures and 34 references. S. L. Madorsky

ASB-SLA METALLURGICAL LITERATURE CLASSIFICATION

CLASSIFICATION	RECORD NUMBER	ISSUE NUMBER
621.77	1000	1

PROCESSING AND PROPERTY INFO

M

Isachen

*Transformations in Copper-Tin Eutectoid Alloys. I, II. (I.) I. Isachen and G. Kurdjumov; (II.) W. Bugakow, I. Isachen, and G. Kurdjumov (*Metallurg (Metallurgy)*, 1964, (1), 25-34, 35-39). [In Russian.] See *Met. Abs.*, this volume, p. 342.—N. A.

A 30-51.4 METALLURGICAL LITERATURE CLASSIFICATION

SEARCHED	INDEXED	SERIALIZED	FILED

SEARCHED BY: [] INDEXED BY: [] SERIALIZED BY: [] FILED BY: []

SEARCHED ON: [] INDEXED ON: [] SERIALIZED ON: [] FILED ON: []

SEARCHED AT: [] INDEXED AT: [] SERIALIZED AT: [] FILED AT: []

SEARCHED BY: [] INDEXED BY: [] SERIALIZED BY: [] FILED BY: []

SEARCHED ON: [] INDEXED ON: [] SERIALIZED ON: [] FILED ON: []

SEARCHED AT: [] INDEXED AT: [] SERIALIZED AT: [] FILED AT: []

SEARCHED BY: [] INDEXED BY: [] SERIALIZED BY: [] FILED BY: []

SEARCHED ON: [] INDEXED ON: [] SERIALIZED ON: [] FILED ON: []

SEARCHED AT: [] INDEXED AT: [] SERIALIZED AT: [] FILED AT: []

SEARCHED BY: [] INDEXED BY: [] SERIALIZED BY: [] FILED BY: []

SEARCHED ON: [] INDEXED ON: [] SERIALIZED ON: [] FILED ON: []

SEARCHED AT: [] INDEXED AT: [] SERIALIZED AT: [] FILED AT: []

1ST AND 2ND ORDER PROFILES AND PROPERTIES INDEX 3RD AND 4TH ORDER

BC *B-I-7*

Biomechanographic determination of residual stresses. M. GUMBAK, G. KUMAROV, and A. PHOTOZOV (Soviet Lab., 1934, 3, 631-640).—A description of known methods. E. T.

ADDITIONAL LITERATURE CLASSIFICATION

124089 42	124089 42	124089 42	124089 42
124089 42	124089 42	124089 42	124089 42

M

15.8.64

2. two. Fiz.

*Transformations in the Copper-Tin Eutectoid Alloys. I. II. (I.) I. Isat-
 chov and G. Kurdjumov. (II.) W. Bugakow, I. Isatichen, and G. Kurd-
 jumov (*Fizikal. Z. Sovetskaya*, 1934, 8, 6 21, 22-30).—[In German.]
 (I.) By annealing copper-tin eutectoid alloys, the β phase is not changed
 directly into the α - and γ -phases; an intermediate γ' phase is first produced.
 This γ' phase is characterized by a cubic lattice cell having a parameter
 approximately half that of the γ -phase; it is, however, possible that it is
 characterized by a hexagonal axis; in that case the axial ratio is 0.35. The
 orientations of the respective phases are briefly discussed. (II.) The effect
 of temperature of annealing on the crystal structure, minute structure, and
 electrical resistance of the copper-tin alloys is investigated. The production of
 an intermediate, γ' , phase from the β -phase during annealing is marked by the
 lower electrical resistance and greater corrosion characterizing this inter-
 mediate phase. The martensitic intermediate β' phase is produced by quench-
 ing under definite conditions; it is not produced from the β -phase by annealing.
 Temperatures at which structural changes occur are about 75° C. lower when
 powders are used than when massive samples or single crystals are used.

J. N. G. T.

ASTM 31.4 METALLURGICAL LITERATURE CLASSIFICATION

PHYSICS

PHYSICS

PHYSICS

PHYSICS

PHYSICS

PHYSICS

PHYSICS

PHYSICS

PHYSICS

PHYSICS

PHYSICS

PHYSICS

PHYSICS

PHYSICS

PHYSICS

PHYSICS

PHYSICS

PHYSICS

PHYSICS

PHYSICS

PHYSICS

PHYSICS

PHYSICS

PHYSICS

PHYSICS

PHYSICS

PHYSICS

PHYSICS

PHYSICS

PHYSICS

PHYSICS

PHYSICS

PHYSICS

PHYSICS

PHYSICS

PHYSICS

PHYSICS

PHYSICS

PHYSICS

PHYSICS

PHYSICS

PHYSICS

PHYSICS

PHYSICS

PHYSICS

PHYSICS

PHYSICS

PHYSICS

PHYSICS

PHYSICS

PHYSICS

PHYSICS

PHYSICS

PHYSICS

PHYSICS

PHYSICS

PHYSICS

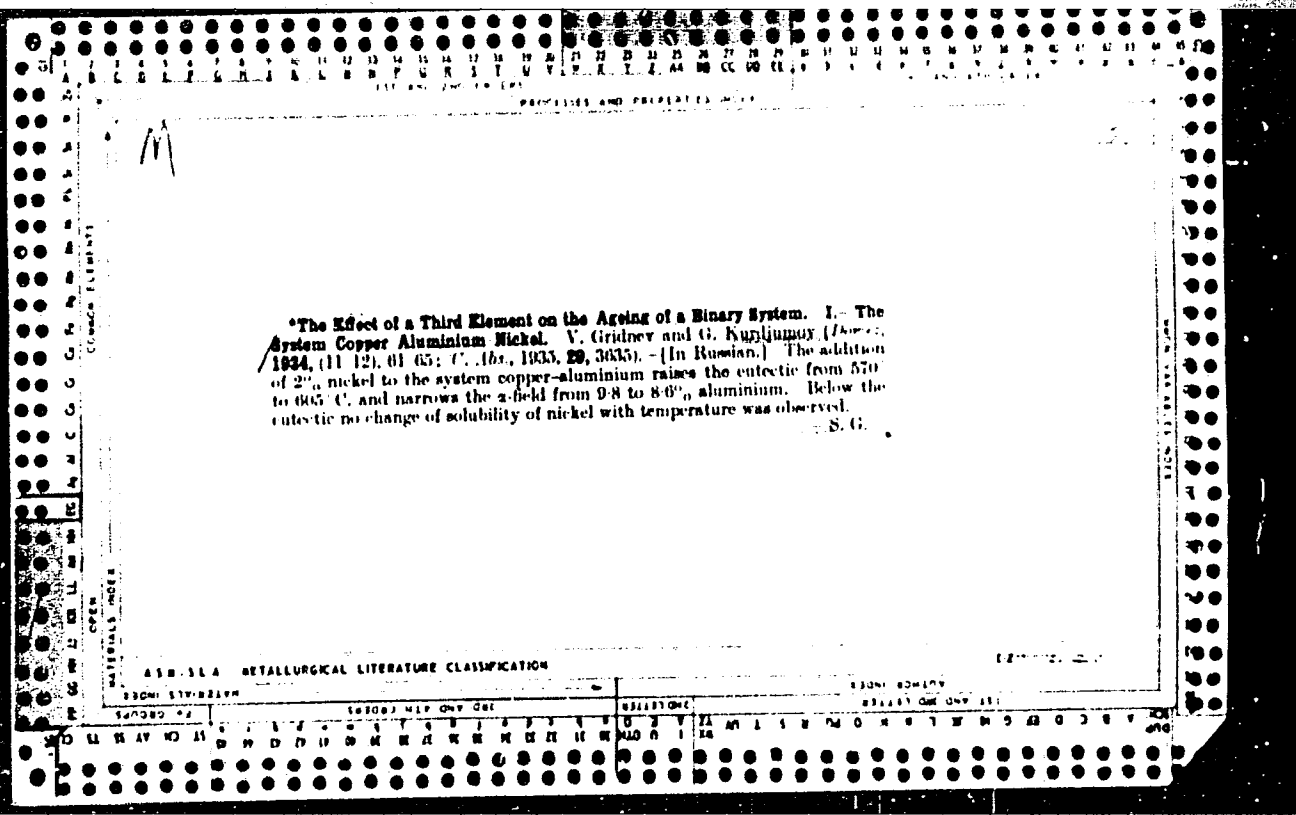
PHYSICS

PHYSICS

PHYSICS

PHYSICS

PHYSICS



BC

A-1

Transformations in copper-aluminum eutectoid alloys. I. Intermediate stages in the hypereutectoid alloys. G. KUMDUNOV and T. STRALINS (Tech. Phys. U.S.S.R., 1955, 2, 3-10). Alloy with 10-15% Al was quenched from 600-800° and examined by the Debye-Scherrer method. With <15% Al the β phase changes to β' ; with >15% Al it changes to β'' phase, which decomposes in two steps. Decomp. starts at 300° and proceeds to a limit with formation of γ . The remaining γ' decomposes only on heating to 425-450°, forming $\alpha + \gamma$. On quenching hypereutectoid alloys (I) in a salt bath above 300°, some γ is prod. from the β phase, the remainder of which is stable below 425°. On cooling (I) quickly below 300° the γ phase is not prod., and the β phase changes to γ' at 170-200°. The $\beta \rightarrow \gamma'$ transformation is irreversible and comparable with the austenite-martensite transformation in steels. Cx. Ans. (a)

ASTM-SLA METALLURGICAL LITERATURE CLASSIFICATION

PROCESSES AND PROPERTIES INDEX

12

X-ray investigation of the heat treatment of magnetic iron-nickel-aluminum alloys. I. Avcishchagin and G. Kunjyomov. *Tech. Phys.* S. S. R. Z, 43: 41935 (in German). The expl. work was done on 2 alloys which contained 11.23 and 10.24 Al, 24.39 and 26.68 Ni, 0.11 and 0.02 S, and 0.21 and 0.055% C, resp. Specimens quenched from 1200° and annealed for 1 hour at temps. from 300° to 1000° as well as those not heat treated showed only the α -phase. The lattice was space centered cubic with uniform at. arrangement. The texture axis of castings lay in the (100) direction. The coercive force, as a function of the annealing temp., showed a max. at 600-700°. The change in the coercive force did not depend upon the pptn. of dispersed particles from the super-satd. solid soln. but was conditioned by process occurring within the solid soln. during annealing and prior to sepn. of the γ -phase. The results agree with those of Glocker (C. A. 20, 1709, 5791). Ivar Igebrud

Zh. Tekh. Fiz.

ASB-PLA METALLURGICAL LITERATURE CLASSIFICATION

1969-1970

1970-1971

1971-1972

1972-1973

1973-1974

1974-1975

1975-1976

1976-1977

1977-1978

1978-1979

1979-1980

1980-1981

1981-1982

1982-1983

1983-1984

1984-1985

1985-1986

1986-1987

1987-1988

1988-1989

1989-1990

1990-1991

1991-1992

1992-1993

1993-1994

1994-1995


1995-1996

1996-1997

1997-1998

1998-1999

1999-2000



PROCESSES AND PROPERTIES

Handwritten: 2 lines Tech. Fiz. 7

Transformations in copper-aluminum eutectoid alloys
 Intermediate states in the hyper-eutectoid alloys
 G. Kurdyumov and T. Stelckij, *Teck. Phys. (U. S. S. R.)*
 S. R. 2; 3-16 (in German); *J. Tech. Phys. (U. S. S. R.)*
 3, 395-406 (1933) (in Russian).—Alloys contg. 10-15%
 Al were quenched from 600° to 50° and examd. by the
 Debye-Scherrer method. In alloys contg. less than 13%
 Al the β -phase changes to β' ; in those contg. more than
 13% Al, it changes to a γ' -phase. This γ' -phase de-
 composes in 2 distinct steps when heated. Percompu-
 starts at 300° and proceeds to a definite limit with the
 formation of γ . The remaining γ' decomposes only when
 heated to 425-50°, forming $\alpha + \gamma$. If the hyper-eutectoid
 alloys are quenched in a salt bath above 300°, some γ -
 phase is pptd. from the β -phase. The remaining β -
 phase with reduced Al content is stable for a long time
 below 425°. If, however, the hyper-eutectoid alloy is
 quickly cooled below 300°, the γ -phase is not pptd.,
 and the β -phase will change to γ' at 170-200°. The
 transformation $\beta \rightarrow \gamma'$ is irreversible and is comparable to

the austenite-martensite transformation in steels.
 H. W. Rathmann

ASME METALLURGICAL LITERATURE CLASSIFICATION

62

PROCESSING AND PROPERTIES INDEX

3

m

***X-Ray Examination of the Thermal Treatment of Magnetic Aluminium-Nickel Iron Alloys.** L. Vereshagin and G. Kurdjumov (*Zhurnal Tekhnicheskoy Fiziki (J. Tech. Physics)*, 1933, 8, (9), 1629-1631). [In Russian.] The structures of two iron alloys containing aluminum 11.23 and 10.23, nickel 24.36 and 26.66, silicon 0.18 and 0.02, and carbon 0.2 and 0.055%, respectively, were examined after annealing for 1 hr. at 1200° C. and quenching and after a subsequent precipitation treatment at 300°-1000° C. The alloys have a body-centred cubic lattice with regular atomic distribution. The changes in coercive force produced by heat-treatment are not related to the separation of the disperse phase since the lattice parameter is unchanged by the precipitation treatment, but are caused by internal changes in the solid solution itself during precipitation.—N. A.

METALLURGICAL LITERATURE CLASSIFICATION

A 5 B 52 A												E 2											
REGION 51: 51: 51: 51: 51: 51: 51: 51: 51: 51: 51: 51:												REGION 52: 52: 52: 52: 52: 52: 52: 52: 52: 52: 52: 52:											
SUBJECT MATTER ONLY USE												SUBJECT MATTER ONLY USE											
A B C D E F G H I J K L M N O P Q R S T U V W X Y Z												A B C D E F G H I J K L M N O P Q R S T U V W X Y Z											

1ST AND 2ND ORDERS PROCESSES AND PROPERTIES INDEX 1ST AND 2ND ORDERS

11

23

Konobajewski, R. G. Kurdjumow, und W. Turlanski. *Die Röntgenographie in ihrer Anwendung zur Materialprüfung*. Pp. xv + 508. 1936. Moscow and Leningrad. Ontl. (Rbl. 12.)

ASB-51A METALLURGICAL LITERATURE CLASSIFICATION

CLASSIFICATION	1ST AND 2ND ORDERS	1ST AND 2ND ORDERS
1	2	3
4	5	6
7	8	9
10	11	12
13	14	15
16	17	18
19	20	21
22	23	24
25	26	27
28	29	30
31	32	33
34	35	36
37	38	39
40	41	42
43	44	45
46	47	48
49	50	51
52	53	54
55	56	57
58	59	60
61	62	63
64	65	66
67	68	69
70	71	72
73	74	75
76	77	78
79	80	81
82	83	84
85	86	87
88	89	90
91	92	93
94	95	96
97	98	99
100	101	102

PROCESSES AND PROPERTIES OF
 General laws of phase transformations in eutectoid alloys. G. Kurdymov. *Bull. Acad. Sci. U.S.S.R., Class. sci. math. nat. ser. chem.*, No. 2, 271-81 in English 283-41 (1959), cf. C. A. 30, 1010P. In supercooled solid solns. of eutectoid alloys 2 types of processes take place: (1) those in which the rate of change depends on temp. and which become zero at low temps., as diffusion and crystal growth, and (2) those which take place rapidly at any temp. The 1st type occurs without change of concn. To the 2nd type belong the transitions austenite \rightarrow martensite, $\beta \rightarrow \beta'$ and $\delta \rightarrow \gamma'$ in Cu-M and Cu-Sn, and $\beta \rightarrow \alpha'$ in Cu-Zn alloys. These transformation temps. become lower with increase in concn. of C, Al, Sn and Zn, resp. The mutual relations between diffusion and crystn. depend on temp.; hence various intermediate states can be obtained by quenching. The redistribution of concn. within solid solns. at temps. below which the solid soln. is stable is well shown. At very high temps. crystal growth may be so rapid as to be difficult to follow. H. E. M.

7
 Izv. Akad. Nauk SSSR,
 Ser. Khim.

ASB-514 METALLURGICAL LITERATURE CLASSIFICATION

PROCESSES AND PROPERTIES INDEX

Zhuravsk. Fiz. 9

Transformations in eutectoidal copper-aluminum alloys
 V. Gridnev and G. Kurdyunov. *Tech. Phys. U.S.S.R.*
 3, 135-41 (1958).—The transformations in the β -phase of
 Cu alloys with (a) 12% Al and (b) 12% Al and 1% Ni
 have been studied by thermal and dilatometric analysis.
 The change from the disordered β lattice to the ordered
 β_1 lattice is accompanied by a small decrease in vol.,
 whereas the martensitic-like transformation $\beta_1 \rightarrow \beta'$
 shows a slight increase in vol. On rapid heating of
 quenched specimens the β' -phase is converted directly
 into β_1 ; to convert β' into β , the quenched alloy must be
 tempered at 400°, but at 430° the β_1 -phase breaks down
 into eutectoidal $\alpha + \gamma$. When β_1 is reheated at 190° it
 is reconverted into β' , which then passes back to β_1 at
 225° without internal diffusion, and hence the diffusion-
 less lattice change of the metastable β_1 into β' is reversible
 after tempering. H. C. A.

ASB-31A METALLURGICAL LITERATURE CLASSIFICATION

METALLURGY

SUBJECTS

GROUPS

COMMON ELEMENTS

OPEN

MATERIALS INDEX

PRE-CAST AND PREPARED

9

The influence of perpendicular surface strains on the results of x-ray determination of deformation. M. P. Zheldak and G. V. Kurdyumov. *Zavodskaya Lab.* 5, 762-4(1936).—In the detn. of residual stresses in tempered metal cylinders by the x-ray examn. of deformation, the results depend not only on the strains parallel to the examl. surface, but also on those perpendicular to it. The detn. by the method of Wever and Mueller (*Arch. Eisenhüttenw.* 5, 215(1931), cf. *C. A.* 27, 3138) can be made only if the specimens are cut with the absence of any strains perpendicular to the surface. Chas. Blanc

ASTM-ISA METALLURGICAL LITERATURE CLASSIFICATION

67

INDEX

ALPHABETIC INDEX

NUMERICAL INDEX

SYMBOLIC INDEX

ALPHABETIC INDEX

NUMERICAL INDEX

SYMBOLIC INDEX

PROCESSES AND PROPERTIES INDEX

2

M

***Transformations in Eutectoid Aluminium Copper Alloys. II.—Dilatometric Investigation of the Transformations of the β -Solid Solution in the Metastable State.** V. Grilner and G. Kurdjumov (*Zhurnal Tekhnicheskoy Fiziki (J. Tech. Physics)*, 1936, 6, (5), 775-780 (in Russian); and *Tech. Physics U.S.S.R.*, 1936, 6, (2), 135-141 (in German)).—Aluminium bronzes with 12% aluminium and with aluminium 12 and nickel 2% were investigated by means of the Chevenard dilatometer. The transformation of the disordered β -phase into

the ordered β_1 phase is accompanied by a small contraction in volume. On rapid heating of quenched alloys, β' passes directly into β . For the $\beta' \rightarrow \beta_1$ transformation to take place diffusion must occur in the solid solution in the temperature range of existence of the β -phase. After annealing in this range the $\beta_1 \rightarrow \beta'$ transformation temperature is decreased. On subsequent heating the $\beta' \rightarrow \beta_1$ transformation proceeds without diffusion and is reversible. On heating in a definite temperature region the $\beta_1 \rightarrow \beta'$ transformation temperature is increased. On subsequent heating the $\beta' \rightarrow \beta_1$ transformation proceeds without diffusion, and cannot be arrested even by rapid heating. Thus, the non-diffusion transformation of the space lattice of the metastable phases β_1 and β' , after annealing in a definite temperature region, becomes reversible. The cause of this phenomenon is not yet elucidated.—N. A.

METALLURGICAL LITERATURE CLASSIFICATION

GROUP	CLASSIFICATION	INDEX	REMARKS
1	2	3	4
5	6	7	8
9	10	11	12
13	14	15	16
17	18	19	20
21	22	23	24
25	26	27	28
29	30	31	32
33	34	35	36
37	38	39	40
41	42	43	44
45	46	47	48
49	50	51	52
53	54	55	56
57	58	59	60
61	62	63	64
65	66	67	68
69	70	71	72
73	74	75	76
77	78	79	80
81	82	83	84
85	86	87	88
89	90	91	92
93	94	95	96
97	98	99	100

PROCESSES AND PROPERTIES INDEX

2

M

*On the Non-Diffusion Transformation of the β -Phase in Copper-Zinc Alloys. E. Kaminsky and G. Kurdjumov (*Zhurnal Tekhnicheskoy Fiziki (J. Tech. Physics)*, 1936, 6, (6), 944-948).—[In Russian.] Non-diffusion transformations exist in solid solutions of β -copper-zinc alloys. The transformation temperature decreases rapidly with increase of zinc content. On quenching the alloy in a 10% sodium hydroxide solution, a new face-centred tetragonal space lattice α' with $a = 3.755 \text{ \AA}$, $c = 3.686 \text{ \AA}$, and $a/c = 1.047$ appears. Appearance of the tetragonal space lattice may be explained by assuming that: (1) the heterogeneous β -phase before transformation into α' passes into a homogeneous β -phase; (2) the reconstruction of the space-centred β -lattice into a face-centred one takes place like the transformation of γ -iron into α -iron, and of β -brass into α -brass. The mechanism of the non-diffusion process and the distribution of atoms in the space lattices of homogeneous β and α' are indicated.—N. A.

ASM-ISA METALLURGICAL LITERATURE CLASSIFICATION

COMMON ELEMENTS

GROUPS

LETTERS

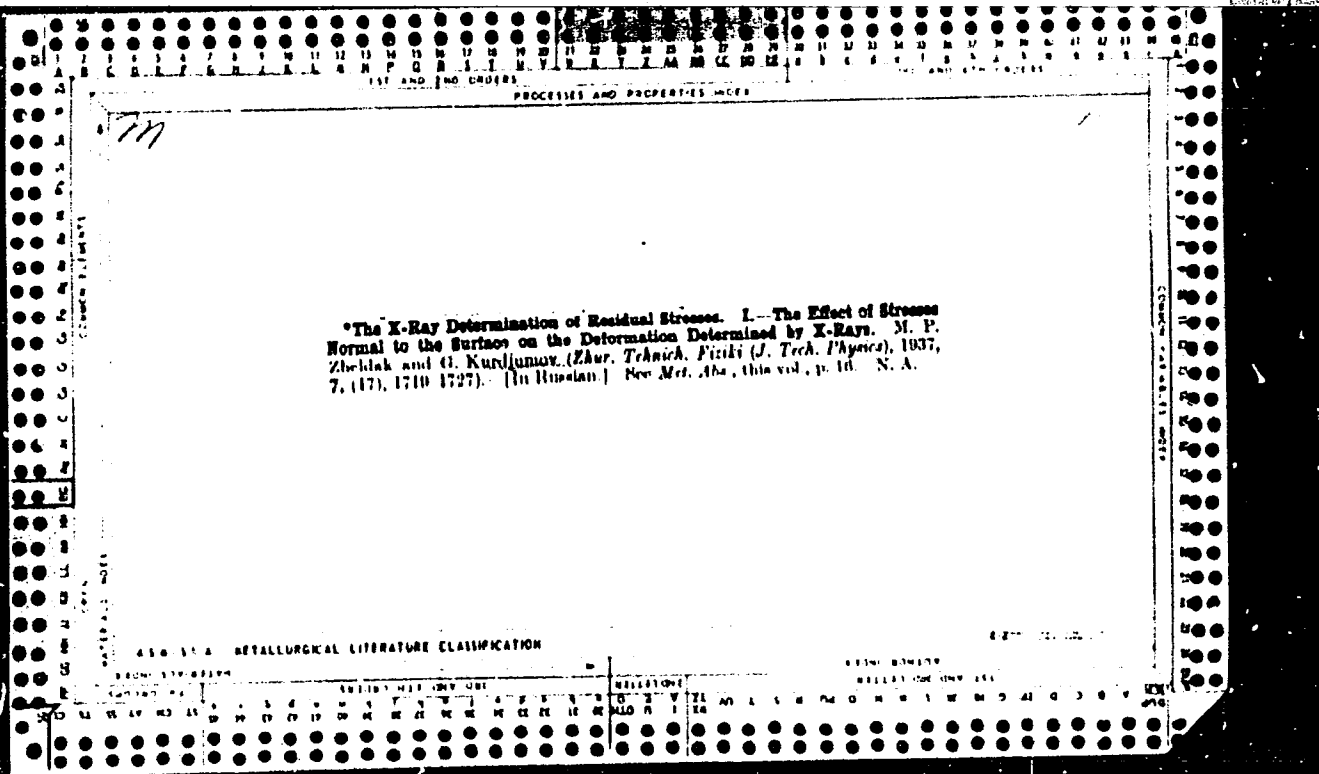
11

PROCESSES AND PROPERTIES INDEX

***The X-Ray Determination of Residual Stresses. III. Individual X-Ray Determination of the Three Principal Stresses in the Surface Layer. G. Kurjumov, W. Romberg, and M. Zbeklak (*Trch. Physics U.S.S.R.*, 1937, 4, (7), 533-536). - [In German.] X-ray analysis of steel cylinders quenched in water from 200° 650° C, shows that superficial deformation of the cylinders is attributable to additional stresses excited parallel to the surface by longitudinal stresses within the cylinder. The results thus differentiate in favour of one of the mechanisms discussed in Part I (abstract above). - J. H. G. T.**

433.514 METALLURGICAL LITERATURE CLASSIFICATION

1	2	3	4	5	6	7	8	9	10	11	12	13	14	15	16	17	18	19	20	21	22	23	24	25	26	27	28	29	30	31	32	33	34	35	36	37	38	39	40	41	42	43	44	45	46	47	48	49	50	51	52	53	54	55	56	57	58	59	60	61	62	63	64	65	66	67	68	69	70	71	72	73	74	75	76	77	78	79	80	81	82	83	84	85	86	87	88	89	90	91	92	93	94	95	96	97	98	99	00
---	---	---	---	---	---	---	---	---	----	----	----	----	----	----	----	----	----	----	----	----	----	----	----	----	----	----	----	----	----	----	----	----	----	----	----	----	----	----	----	----	----	----	----	----	----	----	----	----	----	----	----	----	----	----	----	----	----	----	----	----	----	----	----	----	----	----	----	----	----	----	----	----	----	----	----	----	----	----	----	----	----	----	----	----	----	----	----	----	----	----	----	----	----	----	----	----	----	----	----



177

PROCESS AND PROPERTIES INDEX

*The X-Ray Determination of Residual Stresses. III.—Individual X-Ray Determination of the Three Principal Stresses in the Surface Layer. (G. Kurdjumov, W. Romberg, and M. Zheklak (*Zhur. Tekhnich. Fiziki (J. Tech. Physics)*, 1937, 7, (17), 1736-1738).— [In Russian.] See *Met. Abs.*, this vol., p. 16.

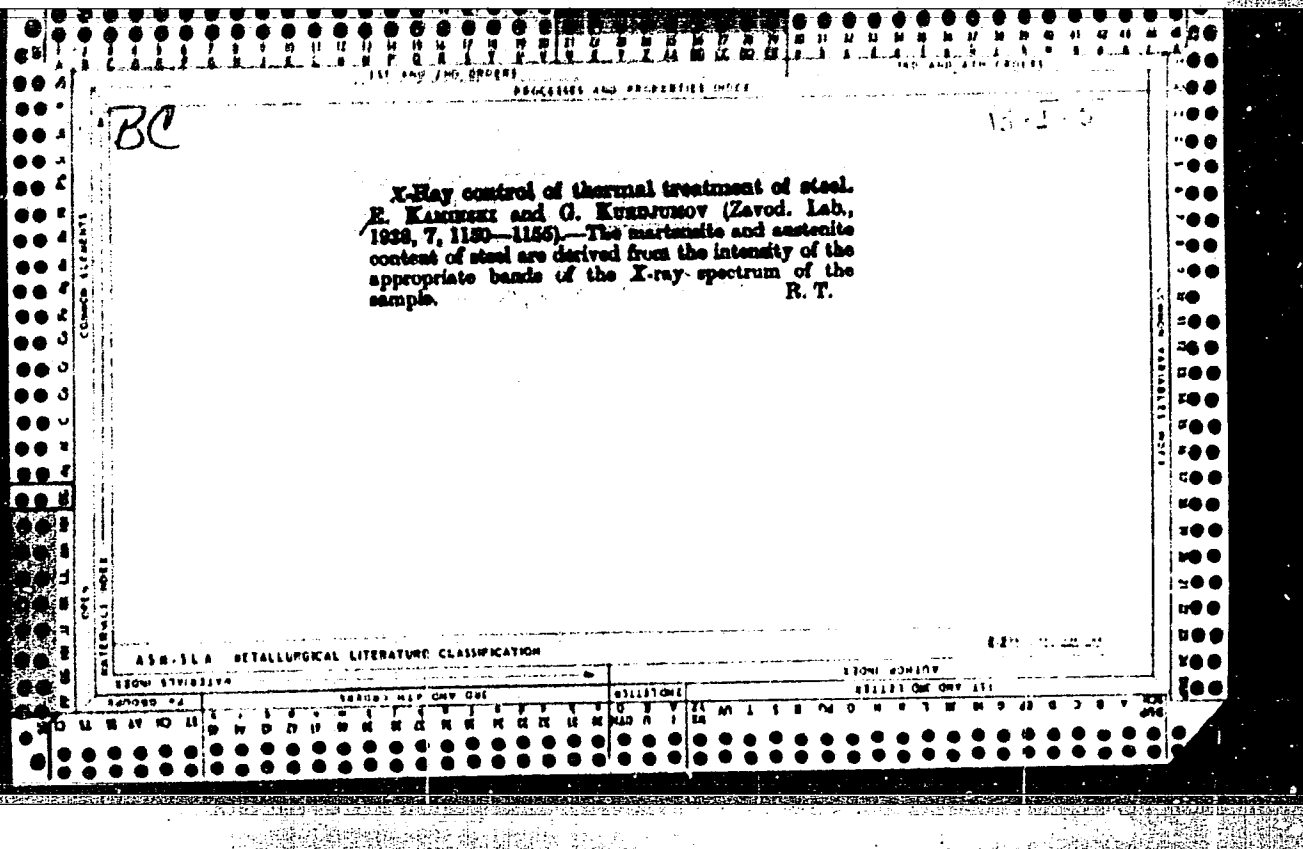
430 35A METALLURGICAL LITERATURE CLASSIFICATION

METALLURGY										METALS																													
IRON					NON-FERROUS					ALLOYS					THERMAL					ELECTRICAL																			
1	2	3	4	5	6	7	8	9	10	11	12	13	14	15	16	17	18	19	20	21	22	23	24	25	26	27	28	29	30	31	32	33	34	35					

→ Transformations in eutectoid copper-aluminum alloys III. Reversible transformation of the β solid solution in the metastable state. V. Grigoriev and G. Kurdjumov. *Tech. Phys. U. S. S. R.* 5, 203 78(1938)(in English).-- Dilatometer studies of alloys with 12.0-12.7% Al showed that the $\beta_1 \rightarrow \beta'$ transformation may be reversed by heating. The kinetics of the transformation show that it belongs to the martensite type. The transformation can-

not be suppressed by rapid cooling or by heating. It takes place without change in concn. if the rate of temp. change is sufficient. Within the limits of expt. error the transformation temps. do not alter over a wide range of heating and cooling rates. Temp. hysteresis attaining a temp. difference of over 100° was established for the transformations $\beta_1 \leftrightarrow \beta'$, the transformation temp. for heating being the higher. The magnitude of the hysteresis becomes less with increase in the concn. of Al in the solid soln. On the basis of the data a line $\beta' \rightarrow \beta_1$ corresponding to changes in the lattice on heating, was added to the diagram of the metastable states of the solid soln. Comparing of quenched alloys between 400° and 500° leads to partial wpt. of the α -phase and to lowering of the temp. of the $\beta_1 \leftrightarrow \beta'$ transformations. Septn. of the α -phase and lowering of the $\beta_1 \rightarrow \beta'$ transformation point are also observed in the alloy with 11.5% Al. Study of the decompt. of the solid soln. was carried out by x-ray and microstructural methods. Septn. of the α -phase proceeds up to a definite limit and enriches the solid soln. in Al until a concn. of 12.7-12.9% is reached, after which the β_1 -solid soln. is decomposed into the phases $\alpha + \gamma$. The work leads to the conclusion that transformations of the martensite type may occur not only on cooling but also on heating supercooled solid solns. Iyer Iglsrud

ASB 51A METALLURGICAL LITERATURE CLASSIFICATION

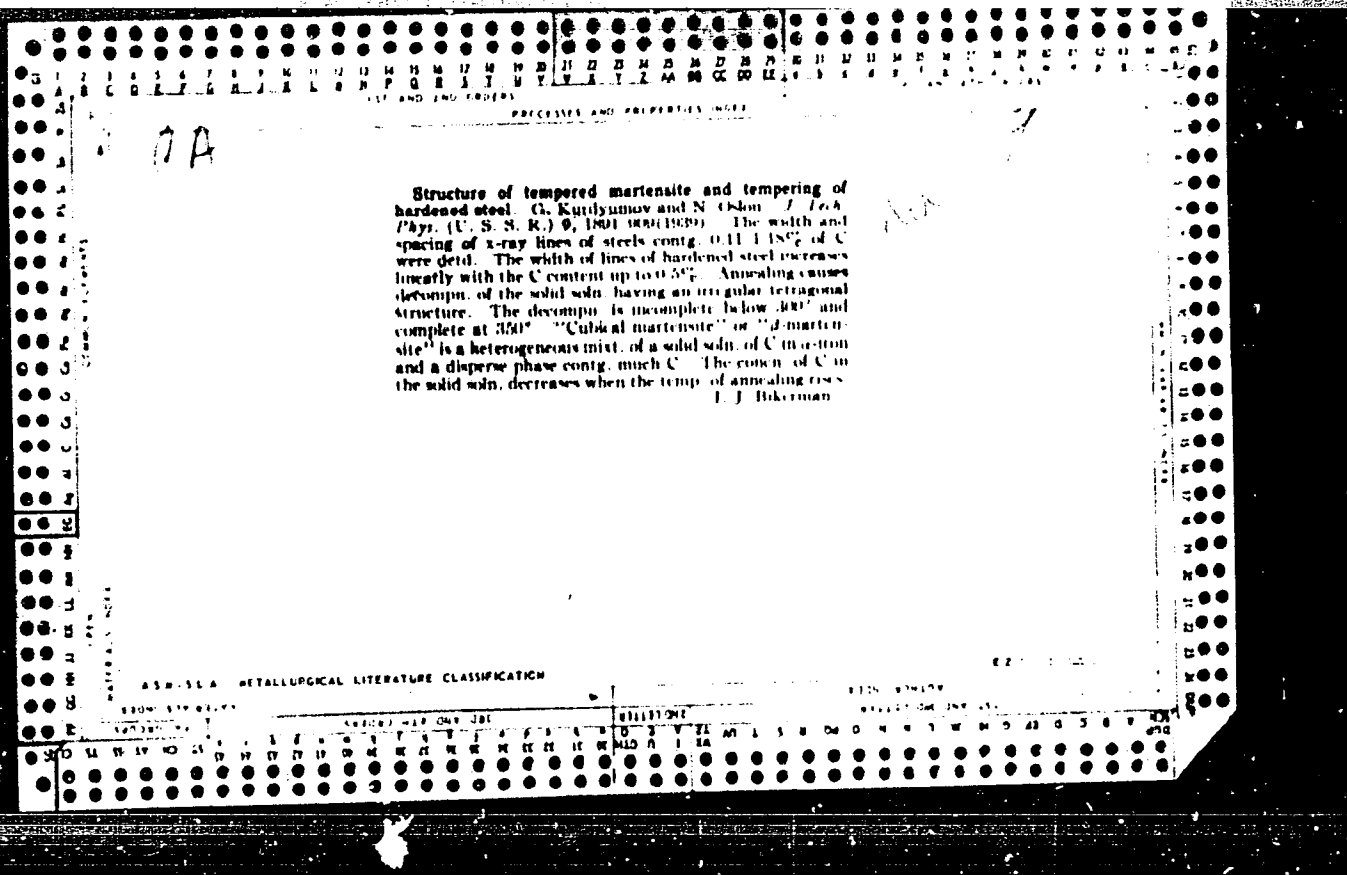


2

mm

***Transformations in Eutectoid Copper Aluminum Alloys. V. Structure of the Martensitic Phase γ' and the Mechanism of the $\beta_1 \rightarrow \gamma'$ Transformation.**
 G. Kupljumov, V. Mirzakiy, and T. Stel'zskaya (*Zhur. Tekhnich. Fiziki* [*J. Tech. Phys.*], 1938, 8, (22/23), 1859-1872).—[In Russian.] Cf. *Met. Abs.*, this vol., p. 184. Analysis of Debye diagrams of the γ' phase showed that the copper and aluminium atoms are situated at the corners of a hexagonal close-packed lattice with $a = 2.90$, $c = 4.22$ Å, and $c/a = 1.62$. The orientation of the γ' lattice relative to the lattice of the β phase is (100) $_{\beta}$, 11(110) $_{\beta}$ and $[110]_{\beta}$, 11(111) $_{\beta}$. The ordered γ' lattice may be described with the help of an elementary cell belonging to the rhombic system and containing 4 atoms with $a = 4.61$, $b = 5.20$, $c = 4.22$ Å. The orientation of the rhombic cell relative to the axis of the single crystal of the β phase is (001), 11(110) $_{\beta}$ and (210), 11(111) $_{\beta}$.—N. A.

ASB-314 METALLURGICAL LITERATURE CLASSIFICATION



117 AND THE REE(2) PROCESSES AND PROPERTIES INDEX 118 AND THE REE(2)

Common Elements

CP

Transformations in ordered copper-aluminum alloys.
 V. Crystal structure of the martensite γ' -phase (I. Kurdyumov, V. Miroshnikov and T. Miroshnikova. *J. Phys.* (U. S. S. R.) 3, 307-308(1960)(in English); cf. *C. A. J.* 44, 4716; 45, 3211⁴²).—The x-ray polycrystal patterns of the γ' -phase (13.5% Al) show that the Cu and Al atoms are arranged in the points of a hexagonal close-packed lattice with $c/a = 1.63$. With the aid of a β -phase single crystal, transformed into the γ' -phase on quenching, pole figures were obtained for the main planes of the γ' -lattice and the orientation of the lattice relative to the crystallographic axes of the β -crystal was detd. and may be described as (0001) γ' parallel to (110) β , [110] γ' parallel to [111] β . On the basis of the idea of the mechanism of martensite transformations the coordinates of the atoms of Cu and Al in the lattice were described with the aid of a rhombic lattice having 8 atoms per cell and the constants $a = 4.51 \text{ \AA}$, $b = 5.30 \text{ \AA}$, $c = 4.22 \text{ \AA}$. The space group is $R\bar{3}m$. The superlattice reflections found on the x-ray rotation patterns were in perfect agreement with those calculated for a theoretically detd. lattice both in relation to the Bragg angles and to the angles between the normals to the planes and the axis of rotation. The superlattice does not possess a hexagonal symmetry; it has 3 perpendicular twofold axes in accordance with the symmetry of the theoretical lattice.
 B. R. Korner

ASB-514 METALLURGICAL LITERATURE CLASSIFICATION

EXON SYMBOLS

EXON SYMBOLS

EXON SYMBOLS

EXON SYMBOLS

KURDYUMOV, G.

ARBUZOV, M. AND KURDYUMOV, G.

G.A. Vol. 35 2446-3

"State of carbon in tempered steel." J. Tech. Phys. (U.S.S.R.) 10, 1093-1100 (1940).--

Monocrystals of austenite (1.4% C) which, after tempering, were in the process of transformation into the regularly orientated martensite crystals were examd. by x-rays. There was found in samples tempered at 130-300° a phase produced by the decay of martensite and of the remaining austenite. This phase represents a carbide of Fe, different from Fe₃C. The lack of sharpness of the interference picture indicates the high degree of dispersion of the "low-temperature" carbide crystals. At 300° the "low temp." carbide is transformed very slowly into Fe₃C, this transformation is much accelerated at 350-80°.

PROCESSES AND PROPERTIES INDEX

9

CA

Transformations in eutectic alloys copper-aluminum. VI. P. L. Grusin and G. Kurdjumov. *J. Tech. Phys. (U. S. S. R.)* 10, 1080-7(1940).—The transformation $\beta' \rightarrow \beta_1$ in heated eutectic Cu-Al alloys was investigated by the method of Sykes (measurement of true specific heat). The thermal-capacity curves, obtained for the alloys with the concns. of Al from 11.85 to 12.9%, show a max. corresponding to the absorption of heat at the $\beta' \rightarrow \beta_1$ transformation point. The measured energy of transformation was 4.2-4.5 cal./g. The transformation $\beta' \rightarrow \beta_1$ covers the temp. interval analogous to that in the transformation of steels. (The width of the interval reaches 100°.) The energy of eutectic transformation $\alpha \rightarrow \beta$ was found to be 6 cal./g. VII. G. Kurdjumov and V. Miretskii. *Ibid.* 10:85-90.—For the investigation of $\beta_1 \rightleftharpoons \beta'$ transformation of solid solns. in Cu-Al alloys, a photographic method was developed permitting making photographs in a few sec. The heating and cooling processes in the monocryst. alloys contg. 12.4, 12.7 and 13.09% Al were photographed. This permitted direct observation of structural changes corresponding to the $\beta \rightleftharpoons \beta_1 \rightleftharpoons \beta'$ transformation, and study of the phenomena of reversibility and temp. hysteresis for the $\beta_1 \rightleftharpoons \beta'$ transformation. Roksalana Gamow

ASB-51A METALLURGICAL LITERATURE CLASSIFICATION

GROUP	1	2	3	4	5	6	7	8	9	10	11	12	13	14	15	16	17	18	19	20	21	22	23	24	25	26	27	28	29	30	31	32	33	34	35	36	37	38	39	40	41	42	43	44	45	46	47	48	49	50	51	52	53	54	55	56	57	58	59	60	61	62	63	64	65	66	67	68	69	70	71	72	73	74	75	76	77	78	79	80	81	82	83	84	85	86	87	88	89	90	91	92	93	94	95	96	97	98	99	100
-------	---	---	---	---	---	---	---	---	---	----	----	----	----	----	----	----	----	----	----	----	----	----	----	----	----	----	----	----	----	----	----	----	----	----	----	----	----	----	----	----	----	----	----	----	----	----	----	----	----	----	----	----	----	----	----	----	----	----	----	----	----	----	----	----	----	----	----	----	----	----	----	----	----	----	----	----	----	----	----	----	----	----	----	----	----	----	----	----	----	----	----	----	----	----	----	----	----	----	----	-----

PROCESSES AND PROPERTIES INDEX

1ST AND 2ND EDITIONS

7

2

*Transformations in Eutectoid Copper-Aluminum Alloy. VII. G. Kurdjumov and V. Mirotskiy (*Zhur. Tekhnich. Fizika (J. Tech. Physics)*, 1940, 10, 1685-1690; *ibid.*, 1941, 22, 3211). [In Russian.] Cf. preceding abstract. For the study of $\beta_1 \leftrightarrow \beta'$ transformations in solid solutions of copper-aluminum alloys, a rapid photographic method was developed. The heating and cooling processes in the monocrystalline alloys with 12.4, 12.7, and 13.0% aluminum were photographed. This gave direct observation of structural changes corresponding to the $\beta \leftrightarrow \beta_1 \leftrightarrow \beta'$ transformation, and study of the phenomena of reversibility and temperature hysteresis for the $\beta_1 \leftrightarrow \beta'$ transition.

ASA S.L.A. METALLURGICAL LITERATURE CLASSIFICATION

KURDYUMOV, Georgiy Vyacheslavovich

"The Physical Bases of the Processing of Steel," Leningrad, 1941

5

19

The State of the Carbon in Tempered Steel. M. Arbusov and G. Kurdiumov. (Journal of Physics, U.S.S.R., 1941, vol. 5, No. 2-3, pp. 101-108). The authors report the results of an X-ray investigation of the carbon-rich phase which is precipitated on tempering steel at temperatures in the 130-300° C. range. Specimens of 1.4% carbon steel were used which had a regular martensitic structure formed by the quenching of a single austenite crystal. The X-ray pictures revealed interference lines of a carbide which was not Fe₃C. On tempering in the 300-380° C. range this new carbide is converted to Fe₃C. The steel tempered in the 130-380° C. range consists of a heterogenous mixture of the α-phase supersaturated with carbon and an unknown carbide.

ASB-SLA METALLURGICAL LITERATURE CLASSIFICATION

1	2	3	4	5	6	7	8	9	10	11	12	13	14	15	16	17	18	19	20	21	22	23	24	25	26	27	28	29	30	31	32	33	34	35	36	37	38	39	40	41	42	43	44	45	46	47	48	49	50	51	52	53	54	55	56	57	58	59	60	61	62	63	64	65	66	67	68	69	70	71	72	73	74	75	76	77	78	79	80	81	82	83	84	85	86	87	88	89	90	91	92	93	94	95	96	97	98	99	100
---	---	---	---	---	---	---	---	---	----	----	----	----	----	----	----	----	----	----	----	----	----	----	----	----	----	----	----	----	----	----	----	----	----	----	----	----	----	----	----	----	----	----	----	----	----	----	----	----	----	----	----	----	----	----	----	----	----	----	----	----	----	----	----	----	----	----	----	----	----	----	----	----	----	----	----	----	----	----	----	----	----	----	----	----	----	----	----	----	----	----	----	----	----	----	----	----	----	----	-----