

SOV/62-58-8-12/22

Investigation in the Field of Vinylaryl Ethers. Note 7: Ion- and Radical Polymerization of the Simple Vinyl Ether of Cyclohexanol, β -Decalol and β -Naphthol

and vinyl-cyclohexyl ether under the action of BF_3 , the benzoyl peroxide and the nitrile of the azoisobutyric acid. The conditions were found on which the polymers of vinyl-cyclohexyl, vinyl- β -decalyl and vinyl- β -naphthyl ether (and their copolymers) with vinyl ethyl, vinyl-butyl and vinyl-phenyl ether may be produced in good yields on the action of the BF_3 -

etherate. The majority of these polymers consists of solid products. It could further be found that the polymerization of vinyl-cyclohexyl, vinyl- β -decalyl and vinyl- β -naphthyl ether on the action of benzoyl and nitrile peroxide of the azoisobutyric acid needs a great amount (up to 6%) of the initiator, more heating and more time. The polymer yield is small. Vinyl-cyclohexyl, vinyl- β -decalyl and vinyl-phenyl ether can, under the action of benzoyl peroxide, be included into the copolymerization with methyl ethers of the acrylic and methacrylic acid. On this occasion copolymers of divers structures are formed which contain simple vinyl ethers (up to 44%).

Card 2/3

Investigation in the Field of Vinylaryl Ethers. Note 7: Ion- and Radical
Polymerization of the Simple Vinyl Ether of Cyclohexanol, β -Decalol and
 β -Naphthol

SOV/62-58-8-12/22

There are 6 tables and 10 references, 8 of which are Soviet.

ASSOCIATION: Institut organicheskoy khimii im. N. D. Zelinskogo Akademii
nauk SSSR (Institute of Organic Chemistry imeni N. D. Zelinskiy,
AS USSR)

SUBMITTED: January 9, 1957

Card 3/3

5(3)

AUTHORS:

SOV/62-59-2-21/40
Shostakovskiy, M. F., Bogdanova, A. V., Krasil'nikova, G. K.

TITLE:

Investigation in the Field of Diacetylene Derivatives
(Issledovaniye v oblasti proizvodnykh diatsetilena). Communica-
tion 2. Some Transformations of Alkoxy-butanenes and Preparation
of 1-Alkoxy-butadienes-1,3 (Soobshcheniye 2. Nekotoryye
prevrashcheniya alkoksibutanov i polucheniye 1-alkoksi-
butadiyenov-1,3)

PERIODICAL:

Izvestiya Akademii nauk SSSR, Otdeleniye khimicheskikh nauk,
1959, Nr 2, pp 320-326 (USSR)

ABSTRACT:

In the present paper the decomposition of the 1,1,3-trioxy-
butanes synthesized by the authors and some transformations of
products of their thermal decomposition were investigated and
a method of synthesis of alkoxy-butadienes-1,3 suggested. A
noticeable thermal decomposition of trioxybutane begins at
 $\sim 200^{\circ}$, butyl alcohol, 1,3-dibutoxy butene-1 (IV), its dimer
and the partly polymerizing 1-butoxy butadiene-1,3 (I) being
separated. 1-butoxy butadiene-1,3 (I) was also obtained on the
thermal decomposition of (IV) which indicates a gradual proceed-
ing of the reaction. 1,3-dibutoxy butene (IV) obtained on the

Card 1/3

SOV/62-59-2-21/40

Investigation in the Field of Diacetylene Derivatives. Communication 2. Some Transformations of Alkoxy-butanenes and Preparation of 1-Alkoxy-butadienes-1,3

decomposition of tributoxy butane may be regarded as a β -substituted vinyl ether. It really displaces some properties of vinyl ether. On its hydrolysis the alkoxy group in the γ position is split off and vinyl acetaldehyde (VI) formed, it reacts intensely with gaseous hydrogen chloride and forms α -chloro- γ -butoxy-dibutyl ether (VII). On hydrogenation of 1,3-dibutoxy-butene-1 under usual conditions alcohol is split off, but no dibutoxy-butane is formed. On condensation of 1-cyclohexoxy-butadiene-1,3 (II) with maleic acid anhydride the copolymerization of the anhydride with butadiene took place in addition to the formation of an adduct. An apparently regularly built polymer was separated therein. By means of condensation of 1-alkoxy-butadiene-1,3 with croton aldehyde methyl-alkoxy-tetrahydrobenzaldehyde was obtained. In addition to the thermal decomposition of 1,1,3-trialkoxy-butanenes the hydrolytic cleavage of these compounds was investigated. On the hydrolysis of 1,1,3-tributoxy-butane (X) and 1,1-dibutoxy-3-phenoxy-butane (XI) 3-butoxy-butanal (XII) and 3-phenoxy-butanal (XIII) were separated. It was found that the hydrolysis on permanent heating is

Card 2/3

SOV/62-59-2-21/40
Investigation in the Field of Diacetylene Derivatives. Communication 2. Some
Transformations of Alkoxy-butanes and Preparation of 1-Alkoxy-butadienes-1,3

accompanied by separation of the alcohol molecule and the formation of vinyl acetaldehyde (XIV). This indicates that in the aldehyde the formation of the alkoxy group in β position is not stable as compared with trialkoxy-butane. In the latter this group is split off only on continuous heating up to 220°. There are 12 references, 4 of which are Soviet.

ASSOCIATION: Institut organicheskoy khimii im. N. D. Zelinskogo Akademii nauk SSSR (Institute of Organic Chemistry imeni N. D. Zelinskiy of the Academy of Sciences, USSR)

SUBMITTED: May 31, 1957

Card 3/3

5 (3)
AUTHORS:

Shostakovskiy, M. F., Bogdanova, A. V., SOV/74-28-9-3/7
Krasil'nikova, G. K.

TITLE:

Diacetylene and Its Derivatives

PERIODICAL:

Uspekhi khimii, 1959, Vol 28, Nr 9, pp 1052-1085 (USSR)

ABSTRACT:

In the present paper the authors give a survey on the actual state of the chemistry of acetylene and its derivatives. First, the methods of obtaining these substances are described: the synthesis of the diacetylene derivatives from acetylene and other substituents among them dimerisation of mono-substituents, acetylenes (Refs 1-27); magnesium-organic synthesis (Refs 28-31); dehalogenation of halogen derivatives (Refs 32-37). The methods for obtaining diacetylene can be subdivided into three groups: The syntheses of the first group based on the oxidative dimerisation of metallic salts of the acetylene have, at present, only a historical value (Refs 34, 38-41). The second group comprises methods using the effect of an electric discharge on various hydrocarbons (Refs 42-48). The third group comprises the syntheses based on a gradual splitting-off of elements of the halogen hydracids from the halogen derivatives of the butane series (Refs 49-71). The

Card 1/4

Diacetylene and Its Derivatives

SOV/74-28-9-3/7

physical properties of diacetylene are treated according to references 31, 32, 39, 40, 45, 75-90, and its explosive properties according to references 39, 42, 47, 91-95. The purification and the analytical determination of acetylene are described according to the references 45, 48, 57, 59, 60, 72, 97-100. Then follows the description of the chemical properties of diacetylene and its derivatives. Diacetylene is the first member of the homologous polyine series with conjugated triple bonds. The separation of first acetylene compounds from vegetable products stems from the year 1892 (Ref 101). Since that time about 50 of such compounds have been obtained. References 17, 18, 102-107 are devoted to a close investigation of the separation and of the synthesis. The informations contained in publications on the properties of diacetylene and its derivatives chiefly refer to the reactions of substitution and addition. Among the substitutions we find the reactions with magnesium-organic compounds (Refs 29, 31-34, 49, 55, 98, 108-115); with metals (Refs 51, 54, 57, 100, 111, 116); with halogens (Ref 31) with carbonyl compounds (Refs 7, 10, 46, 48, 117-122), and with methyl olamines. The field of additions

Card 2/4

Diacetylene and Its Derivatives

SOV/74-28-9-3/7

to diacetylene covers: the addition of hydrogen (Refs 123-127, 29, 32, 55), of halogens (Refs 29-32, 128-132); of nitrogen dioxide (Refs 133-135); of water (Refs 66, 99, 136); of alcohols (Refs 48, 57-59, 62, 65-67, 137-140), of glycols (Ref 137); of mercaptans (Refs 62, 141), of amino alcohols (Refs 48, 63, 122); of acrylonitrile (Refs 142-144); of HCN (Ref 145), of thiocyanogen (Ref 146) and of dialkylamines (Ref 48). Furthermore, the oxidative dimerisation of the diacetylenes is described (Refs 1, 4, 6, 7, 17, 18, 29, 33, 101, 105-107, 147, 148). The following section of the paper is devoted to the ethynyl compounds. The physical properties and the spectra of the ethynyl vinyl ester are described, as ascertained by the authors. Among the chemical reactions of the ethynyl vinyl ester the substitutions of acetylene hydrogen and the addition are the most investigated. Substitutions were investigated in reactions with metal (Refs 57, 11), with ketones (Ref 149), and with the magnesium-organic compounds (Refs 150-151). Additions to ethynyl vinyl ester were investigated in reactions with alcohols (Refs 58, 59, 62, 65, 66, 91, 137, 138, 150-153) with mercaptans (Refs 62, 156-158); with water (Refs 57-60, 64, 159); with carbonyl-compounds (Refs 48, 57, 124, 150, 160-162); with

Card 3/4

Diacetylene and Its Derivatives

SOV/74-28-9-3/7

acetals of acetaldehyde (Refs 163, 164); with bromine (Ref 59). Furthermore, the addition of hydrogen (Refs 59, 158, 165-173) and the dimerisation of ethinyl vinyl ester (Refs 17, 21, 148, 174) were investigated. Finally, ethinyl vinyl thioester (Refs 62, 156-158, 175); ethyl vinyl ester, containing N (Refs 63, 67) and ethinyl vinyl ester, containing Si were produced. The table contains a list of some of the functional diacetylene derivatives. The following Soviet authors are mentioned: V. I. Yegorova, O. M. Kuznetsova, G. I. Plotnikov, I. A. Chekulayeva, L. V. Kondrat'yev, I. I. Strizhevskiy, M. D. Chekhovich, Zh. I. Iotsich, E. S. Shapiro, and L. I. Smorzhina. There are 1 table and 176 references, 33 of which are Soviet.

ASSOCIATION: In-t organicheskoy khimii AN SSSR, im. N. D. Zelinskogo
(Institute of Organic Chemistry AS USSR imeni N. D. Zelinskiy)

Card 4/4

~~KRASIL'NIKOVA, G.K., red.;~~ KUGATOVA, G.P., red.; KUCHEROV, V.F.,
doktor khim. nauk, red.; LAUMYANSKAS, G., red.; PETRAUSKAS, V.,
red.; SEMENOVSKIY, A.V., red.; VENGRITE, T., red.; FERYAVICHYUS, A.,
tekhn. red.

[Chemistry of terpenes and terpenoids; papers presented at the
All-Union Conference on Problems in the Chemistry of Terpenes and
Terpenoids in Vilnius on June 4-6 1959] Trudy Vsesoiuznogo sove-
shchaniia po voprosam khimii terpenov i terpenoidov, Vil'nius, Gos.
izd-vo polit. i nauchn. lit-ry Litovskoi SSR, 1960. 247 p.

(MIRA 15:7)

1. Vsesoyuznoye soveshchaniye po voprosam khimii terpenov i ter-
penoidov, Vilnius, 1959. 2. Zaveduyushchiy sektorom Instituta khi-
mii i **khimicheskoy** tekhnologii Akademii nauk Litovskoy SSR (for
Kugatova).

(Terpenes) (Terpenoids)

KRASIL'NIKOVA, G.K.

81860

S/020/60/133/02/32/068
B016/B060

5.3400

AUTHORS: Kugatova, G. P., Laumyanskas, G. A., Krasil'nikova, G. K.,
Mozolis, V. V., Kal'velits, V. I.

TITLE: Synthesis and Conversions of Monocyclic Secondary
Acetylene Alcohols ¹

PERIODICAL: Doklady Akademii nauk SSSR, 1960, Vol. 133, No. 2,
pp. 367-369

TEXT: The authors studied secondary acetylene alcohols of the types I-VII, which are synthesized from acetylene and from Δ^3 -cyclohexene aldehydes VIII-XV. The latter can be readily produced by condensation of easily available dienes and dienophiles. Such alcohols are used by the authors for the synthesis of cyclo-aliphatic polyene systems as resemble natural substances in their structure. The latter process is brought about by the hydration of the acetylene bond in the alcohols investigated. The next step is the conversion to ketols and tertiary acetylene glycols, or secondary acetylene alcohols are isomerized to

UH

Card 1/3

81860

Synthesis and Conversions of Monocyclic
Secondary Acetylene Alcohols

S/020/60/133/02/32/068
B016/B060

α,β -unsaturated aldehydes and -ketones, and subsequently, a polyene side chain is added (see Scheme). The reactivity of acetylene alcohols had to be systematically studied, since there were no data available on the alcohols of the series selected by the authors. In this connection they succeeded in following up the influence of structural factors upon the properties of these very alcohols as well as of the intermediate compounds formed in the later structural stages of the complex cyclo-polyene systems.

Alcohols I-VII were synthesized from the Δ^3 -cyclohexene aldehydes XIII-XIV in the presence of sodium in liquid ammonia at -40 to -70°C . The initial aldehydes VIII-XV were produced by the diene condensation of acrolein, of crotonaldehyde and cinnamaldehyde with butadiene piperylene, 2-methyl butadiene, and 1-phenyl butadiene. The condensation took place at $160-200^\circ\text{C}$ in the presence of hydroquinone in a metallic ampul. The yields of secondary monocyclic acetylene alcohols amount to at most 30-60% and are largely dependent on the structure of the aldehyde used. However, no such influence is observed as would arise from the character or from the position of the substituents in the hydrogenated analogs of Δ^3 -cyclohexane aldehydes. They all form secondary acetylene alcohols very readily

Card 2/3

81860

Synthesis and Conversions of Monocyclic Secondary Acetylene Alcohols

S/020/60/133/02/32/068
B016/B060

and with a high yield. Next, the authors describe the conditions of hydrogenation and hydration of primary and secondary (I-VII) acetylene alcohols, and specify the resulting products. Finally, the dehydration of saturated alcohols XXIII-XXVII and XXIX converted to ethylene hydrocarbons XXXVII-XLIII is discussed. The dehydration of secondary acetylene alcohols proceeds in another direction under equal conditions: alcohols XVI, XVII, XX, and XXII form ethers XLIII-XLVI in a good yield. Table 1 supplies the results obtained from the above reactions. There are 1 table and 6 references: 3 Soviet, 1 American, and 1 French. HH

ASSOCIATION: Institut khimii i khimicheskoy tekhnologii Akademii nauk LitSSR (Institute of Chemistry and Chemical Technology of the Academy of Sciences Litovskaya SSR)

PRESENTED: February 29, 1960, by M. I. Kabachnik, Academician

SUBMITTED: February 26, 1960

Card 3/3

KUGATOVA-SHEMYAKINA, G.P.; LAUMYANSKAS, G.A.; KRASIL'NIKOVA, G.K.; VIDUGIRENE, V.I.

Synthesis and properties of cyclohexane and cyclohexene alcohols
of the $RCHOHC\equiv CH$ type. Zhur.ob.khim. 32 no.8:2449-2455 Ag '62.
(MIRA 15:9)

(Alcohols) (Cyclohexane) (Cyclohexene)

KUGATOVA-SHEMYAKINA, G.P.; LAUMYANSKAS, G.A.; KRASIL'NIKOVA, G.K.;
MOZOLIS, V.V.; KAYKARIS, P.A.; POSHKENE, R.A.

Ethynylation of ionone analogs. Zhur.ob.khim. 32 no.8:2455-2461
Ag '62. (MIRA 15:9)

(Ionone) (Ethynylation)

KUGATOVA-SHEMYAKINA, G.P.; LAUMYANSKAS, G.A.; KRASIL'NIKOVA, G.K.; MOZOLIS, V.V.;
KAYKARIS, P.A.

Synthesis of some unsaturated compounds of the cycloaliphatic series.
Zhur.ob.khim. 34 no.1:122-126 Ja '64. (MIRA 17:3)

Krasil'nikova, G.M.

USSR/General Biology - Individual Development.

B-4

Abs Jour : Ref Zhur - Biol., No 4, 1958, 14392

Author : Rytikova, M.N., Krasil'nikova, G.M.

Inst : -

Title : Mass Correlation of the Cerebrum and Internal Organs in Animal Development in the Post-Uterine Stage.

Orig Pub : Sb stud. rabot. Yaroslavsk. s. kh. in-ta, 1956, No 1, 106-109

Abstract : Internal organs -- the cerebrum, heart, spleen, lungs, kidney, stomach, pancreas, liver, and intestines -- of rabbits were weighed immediately after birth and at the age of 10 days, 1 month, 4 months, and as adults. Correlations are noted in the growth of individual organs.

Card 1/1

SAPOZHNIKOVA, Yekaterina Vasil'yevna; METLITSKIY, L.V., otv. red.;
KRASIL'NIKOVA, G.V., red.

[Pectin substances in fruit] Pektinovyе veshchestva plodov.
Moskva, Nauka, 1965. 180 p. (MIRA 18:7)

KRASIL'NIKOVA, I.P., kand. med. nauk; KOBLOV, Yu.V.

Insipid syndrome in hepatocerebral dystrophy. Sov. med. 28 no.5:
144-145 My '65. (MIRA 18:5)

1. Klinika propedevticheskoy terapii (zav. - prof. I.V.Zherdin)
Volgogradskogo meditsinskogo instituta.

KRASIL'NIKOVA, I.P., assistant

Electrocardiographic changes in intrathoracic operations on
the esophagus and lungs. Kaz.med.zhur. 40 no.5:15-19 S-0
'59.

(MIRA 13:7)

1. Iz kafedr obshchey khirurgii (zav. - prof. A.A. Polyantsev)
i propedevniki vnutrennikh bolezney (zav. - dotsent I.V. Zherdin)
Stalingradskogo meditsinskogo instituta.

(ELECTROCARDIOGRAPHY)

(CHEST--SURGERY)

KRASIL'NIKOVA, K., arhitektor

Apartment houses having cultural and public facilities. Zhil.
stroil. no.1:2-9 '65. (MIRA 18:3)

SEMENENKO, G.I. [Semenenko, H.I.]; KRASIL'NIKOVA, L.A. [Krasyl'nikova, L.O.]
KORZHENKO, Yu.P.

Amount of nucleic acids and some other phosphorus compounds
in early and late varieties of spring wheat. Ukr. biokhim.
zhur. 34 no.2:275-285 '62 (MIRA 16:11)

1. Department of Plant Physiology of the A.M.Gorky State Uni-
versity of Kharkov.

*

SEMENENKO, G.I. [Semenenko, H.I.]; KRASIL'NIKOVA, L.A. [Krasyl'nykova,
L.O.]

Incorporation of P^{32} in nucleic acids and other phosphorus-
containing compounds of winter wheat during the fall-winter
period. Dop. AN URSR no.10:1371-1375 '62. (MIRA 18:4)

1. Khar'kovskiy gosudarstvennyy universitet.

KRASIL'NIKOVA L.I.

KRASIL'NIKOVA, L.I.

Multiple cancer of the stomach. Khirurgia no.7:79 J1 '55.

(MLRA 8:12)

1. Iz kliniki obshchey khirurgii Chkalovskogo meditsinskogo
instituta (zav.kafedroy prof. A.S.Al'tshul')

(STOMACH--CANCER)

KRASIL'NIKOVA, L. M.

AUTHORS:

Gaman, V. I. and Krasil'nikova, L. M.

20-5-33/48

TITLE:

Polymorphous Transformations of Silica in Silicate Glass
(K voprosu o polimorfnykh prevrashcheniyakh kremnezema v silikatnykh steklakh)

PERIODICAL:

Doklady AN SSSR, 1957, Vol. 116, Nr 5, pp. 838 - 840 (USSR)

ABSTRACT:

According to modern conceptions glass consists of various domains which are connected with one another and have no phase separation limits. A part of these domains consists on the whole of silica. In the inner of these domains there are sections with a high degree of order. The first form the amorphous component, the latter - the crystallites. However, the presence of crystallites in a noticeable quantity is doubted. All experimental proofs of their existence have one fault: there is no possibility to determine quantitatively the mentioned components of the glass. In the present paper the attempt was made to determine beside proving the existence of the crystallites also their quantitative content in glass. Final conclusions: 1.) By the investigation of the temperature dependence of the coefficient on Pul' it was shown that in the borosilicate- and technical glasses polymorphous temperature trans-

Card 1/2

Polymorphous Transformations of Silica in Silicate Glass

20-5-33/48

formations occur. 2.) The binding of the free silica of the glasses by metal oxides leads to the vanishing of the polymorphous transformations. 3.) One succeeded to fix thermographically the polymorphous transformations, however, only in glasses which before had been exposed some time to a temperature of from 600 to 700°. 4.) The sensitivity of the thermal method has turned out to be insufficient for the fixing of polymorphous transformations in not preheated glasses. The investigation of the temperature dependence of the coefficient facilitates to determine their existence also in such glasses. There are 3 figures, and 5 references, all of which are Slavic.

ASSOCIATION: Physical-Technical Institute, Tomsk State University im. V.V. Kuybyshev
(Fiziko-tehnicheskiy institut pri Tomskom gosudarstvennom universitete im. V. V. Kuybysheva)

PRESENTED: May 15, 1957, by A. A. Lebedev, Academician

SUBMITTED: May 15, 1957

AVAILABLE: Library of Congress
Card 2/2

SOV/139-58-4-27/30

AUTHORS: Venderovich, A. M. (Deceased) and Krasil'nikova, L.M.

TITLE: Thermal Analysis of Glasses (Termicheskiy analiz stekol)

PERIODICAL: Izvestiya Vysshikh Uchebnykh Zavedeniy, Fizika, 1958, Nr 4, pp 163-166 (USSR)

ABSTRACT: Paper presented at the Inter-University Conference on Dielectrics and Semiconductors, Tomsk, February, 1958. The influence of heat treatment on the ratio of the crystalline to the amorphous components of the glass were investigated by thermographic analysis. The authors applied a differential method of recording the heating curves of the glasses using a test rig, a sketch of which is shown in Fig.1. This was developed by one of the authors and it permits complete automation of the process of recording differential curves of heating of glasses (thermograms). Thermograms are reproduced which were obtained for various materials. The following conclusions are arrived at: thermographic analysis of sodium-silicate glasses with higher contents of SiO_2 , after heating preliminarily at 620 to 700°C, revealed thermal effects at the temperature of the cristobalite transformations of the silica. The Card1/2 carried-out thermographic investigations proved that the

Thermal Analysis of Glasses

SOV/139-58-4-27/30

glass contains ordered domains of silica which conserve the ability to polymorphous transformation, the quantity of which increases with increasing heating time. There are 5 figures and 8 references, 7 of which are Soviet, 1 German.

ASSOCIATION: Sibirskiy nauchno-issledovatel'skiy institut pri Tomskom gosuniversitete imeni V. V. Kuybysheva (Siberian Scientific-Research Institute at the Tomsk State University imeni V. V. Kuybyshev)

SUBMITTED: March 20, 1958

Card 2/2

Vitreous State (Cont.)

Bartenev, G.M. Mechanism of and Structural Vitrification
Discussion 187

Optical Properties and Structure of Glasses 183

Florinshyn, V.A., and R.S. Pechelina. Study of Glass Crystallization Products of the $\text{Na}_2\text{O-SiO}_2$ System by the Infrared Spectroscopic Method 187

Florinshyn, V.A. Infrared Reflection Spectra of Soda-Silicate Glasses and Their Relation to Structure 177

Alekseyev, A.G. Study of Glass Crystallization Products of the $\text{Na}_2\text{O-SiO}_2$ System by the X-Ray Diffraction Method 194

Ekbovich, Ye.S., and T.F. Tulub. Combination Scattering of Light (Raman Spectra) and Structure of Some Silicon Glasses 190

Kolesova, V.A. Study of the Structure of Alkali Aluminosilicate Glasses by Their Infrared Absorption Spectra
Card 9/22 203

Vitreous State (Cont.)

809/5035

Markin, Ye.P., V.V. Gubshov-Danilov, T.A. Sidoren, N.N. Sobolev, and V.P. Cherezizhinov. Vibration Spectra and Structure of Glass-Forming Oxides in Crystalline and Vitreous States 207

Sidoren, T.A. Molecular Structure and Properties of Crystalline Quartz 213

Berkovich, S.M., and V.P. Cherezizhinov. Study of the Structure of Lead Borate and Bismuth Borate Glasses with the Aid of Infrared Spectroscopy 219

Vlasov, A.G. Quantitative Correlation of the Ordered and Disordered Phases in Glass 222

Pachkynova, G.O., and A.G. Alekseyev. Electron Diffraction Study of Vitreous Silicon and Lead Silicate Glasses 226

Kolyadin, A.I. Anomalous Scattering of Light in Glass 230

Vitreous State (Cont.)

809/5035

Andreyev, N.S., V.I. Anisimov, and R.A. Vaynshteyn. On the Role of Inter-molecular Interactions in Molecular Optical Phenomena in $\text{Na}_2\text{O-SiO}_2$ Silicate Glasses
Discussion 234

Electrical Properties of Glasses 243

Muller, R.L. [Doctor of Chemical Sciences]. Mobility of Cations and the Degree of Disorientation of Polar Groups as a Function of the Composition of Glass 245

Prasov, V.A., V.I. Gerasimov, and L.V. Krasil'nikova. Electrical Conductivity of Glasses in High Strength ELECTROLYTES and Problems of Glass Structure 251

Bel'skaya, L.M. Study of Electrical Conductivity of Glasses by the Method of Nonuniform Electric Field
Card 11/22 254

PRESNOV, V. A.; KRASILNIKOVA, L. M.

1

"Thermographic investigations of silicate glasses of $\text{Na}_2\text{O-SiO}_2$ system."

report submitted for 4th All-Union Conf on Structure of Glass, Leningrad,
16-21 Mar 64.

EPASIL'NIKOVA, L.M.; PREGNOV, V.A.

Thermographic analysis of crystallized glasses of the $\text{Na}_2\text{O} - \text{SiO}_2$ system. Dokl. AN SSSR 161 no.1:168-170 pp 168.

1. Submitted August 7, 1964.

(MIRA 18:3)

L 00709-66 EWA(h)/EWI(I)/EWI(m)/FNP(h)/T/EWP(t) IJP(c) JD/JG/GS

65
62x1

ACCESSION NR: AT5020467

UR/0000/64/000/000/0205/0218

AUTHOR: ^{44.55} Vyatkin, A. P.; ^{44.55} Ivleva, O. M.; ^{44.55} Krasil'nikova, L. M.; ^{44.55} Presnov, V. A.
(Professor); ^{44.55} Selivanov, B. A.; ^{44.55} Yakubanya, M. P.

TITLE: Process of formation and structure of alloyed contacts of gallium arsenide with gold and silver

SOURCE: Mezhvuzovskaya nauchno-tekhnicheskaya konferentsiya po fizike poluprovodnikov (Poverkhnostnyye i kontaknyye yavleniya). Tomsk, 1962. ^{44.55} Poverkhnostnyye i kontaknyye yavleniya v poluprovodnikakh (Surface and contact phenomena in semiconductors). Tomsk, Izd-vo Tomskogo univ., 1964, 205-218

TOPIC TAGS: gallium arsenide, gold alloy, silver alloy, semiconductor research, semiconducting material

ABSTRACT: The authors study the process of formation, structure and some properties of fused gallium arsenide contacts with gold and silver. The melting points, coefficients of thermal expansion and microhardness of the various alloys formed at the semiconductor-metal contact were measured. Alloys of gallium arsenide with silver have a melting point of 750-760°C. The melting point of the gallium arsenide-gold alloy produced in a vacuum is 350-360°C, while that produced in an argon

Card 1/2

I 00709-66

ACCESSION NR: AT5020467

atmosphere is 575°C. This indicates that the composition of alloys of gallium arsenide with gold depends on the conditions under which the alloys are formed. Alloys with gold prepared in argon showed the least change in the coefficient of linear expansion. Alloys produced in vacuum have coefficients of linear expansion close to those of the pure metals. All the alloys differ considerably in their expansion coefficients from gallium arsenide, which may be the reason for the considerable thermal stresses which arise in alloyed contacts of gallium arsenide with gold and silver. Microhardness for all alloys is considerably lower than that of gallium arsenide. X-ray structural analysis shows that the gallium arsenide-silver contacts are composed of eutectic silver and polycrystalline GaAs. The interaction between gallium arsenide and gold in vacuum produces a chemical compound. The gallium arsenide-gold contact produced in argon gas is composed of eutectic gold and gallium arsenide. Contacts of gallium arsenide with gold and silver may be used as ohmic contacts. Orig. art. has: 7 figures, 3 tables.

ASSOCIATION: Sibirskiy fiziko-tekhnicheskiy institut pri Tomskom gosudarstvennom universitet im V. V. Kuybysheva (Siberian Physicotechnical Institute at the Tomsk State University)

SUBMITTED: 06Oct64

ENCL: 00

SUB CODE: MM, SS

NO REF SOV: 010


OTHER: 000

Card ^{KV} 2/2

KRASIL'NIKOVA, L. N.

Krasil'nikova, L. N. -- "The Effectiveness of Hybridization in Swine Raising." Moscow Order of Lenin Agricultural Academy imeni K. A. Timiryazev. Moscow, 1956. (Dissertation For the Degree of Candidate in Agricultural Sciences).

So: Knizhnaya Letonis', No. 11, 1956, pp 103-114



Translation from: Referativnyy zhurnal, Metallurgiya, 1958, Nr 4, p 331 (USSR) 137-58-4-8644

AUTHORS: Krasil'nikova, L.N., Maksay, L.I.

TITLE: A Fast Colorimetric Method of Analysis of Aluminum Oxide in Slags and Agglomerates of the Lead and Copper Industry (Bystryy kolorimetricheskiy metod opredeleniya okisi alyuminiya v shlakakh i aglomeratakh svintsovogo i mednogo proizvodstva)

PERIODICAL: Sb. tr. Vses. n.-i. in-ta tsvetn. met., 1956, Nr 1, pp 159-164

ABSTRACT: A method of fast colorimetric analysis for Al by a "stil'bazo" reagent in lead and copper industry slags and agglomerates has been developed. The method is based on the formation of an intracomplex compound - a lacquer red-orange in color. The dye is brightest at 5.2-5.8 pH. The sensitivity of the reaction extends to 0.01 mmg Al per cc. The maximum coloration appears after 2 min and is stable for 40 min. Ti, Be, Fe, Cu, and In show color under identical conditions. Only Cu and Fe should be present in the substance for analysis. It is established that the presence of up to 0.5 mg Cu in the volume subjected to

Card 1/2

137-58-4-8644

A Fast Colorimetric Method (cont.)

colorimetry after reduction by ascorbic acid does not interfere with identification of Al by means of "stil'bazo", provided that there is no Fe. The presence of up to 1 mg Fe after reduction by ascorbic acid does not interfere with analysis for Al either. Presence of Cu and Fe at the same time makes identification of Al impossible. Therefore, samples are fused with Na_2O_2 in an Fe crucible to decompose the alloys and agglomerates. Ascorbic acid solution is added to reduce traces of Cu and Fe that have gone into solution. The presence of Pt, Zn, Ca, and SiO_2 does not impede the determination. To compensate for errors due to losses of Al with precipitates of Fe hydroxide, it is necessary to plot the calibration curve for the same conditions as those in which the analysis of the specimen has been made, and not in accordance with the standard Al solution. The coloration of a solution of the Al/"stil'bazo" complex does not conform to Beer's law, and, therefore, a larger number of points is required to plot the curve of calibration. Determination of Al by this method and by the gravimetric phosphate methods yield results in good agreement. The analysis takes 40-60 min. The detailed course of the analysis is presented.

1. Aluminum oxide--Colorimetric analysis 2. Aluminum--Determination N. G.

Card 2/2

137-58-4-8673

Translation from: Referativnyy zhurnal, Metallurgiya, 1958, Nr 4, p 336 (USSR)

AUTHOR: Krasil'nikova, L.N.

TITLE: A Colorimetric Method of Determining Nickel in Copper Industry Products (Kolorimetricheskiy metod opredeleniya nikel'ya v produktakh mednogo proizvodstva)

PERIODICAL: Sb. tr. Vses. n. -i. in-ta tsvetn. met., 1956, Nr 1, pp 165-168

ABSTRACT: Colorimetric determination of Ni in the products of the copper smelter requires prior removal of Cu and Fe. When Ni dimethylglyoxime is extracted with chloroform, a large amount of Cu goes into the extract, and upon subsequent multiple washing of the chloroform extract by NH_4OH , both the Ni and the Cu go into the aqueous layer. If CCl_4 is used instead of chloroform, only a negligible amount of Cu goes into the nonaqueous solvent, and 1 or 2 treatments of the extract with dilute NH_4OH are adequate to remove it completely. In this case, all the Ni remains in the layer of CCl_4 . The specimen is successively treated, with heating, by HCl , HNO_3 , and H_2SO_4 , and is evaporated to the appearance of SO_3 vapors. The salts are dissolved by boiling in

Card 1/2

137-58-4-8673

A Colorimetric Method of Determining Nickel in Copper Industry Products

water; the cold solution is filtered and diluted to a desired volume. 5-20 cc solution is placed in a graduated funnel, 5 cc citric acid is added, the NH_4OH is neutralized by litmus test, and the whole is cooled. 4 cc 1% alcoholic dimethylglyoxime solution is added and 3-4 cc portions are extracted 3 or 4 times with CCl_4 . The extracts are combined, and the Cu is extracted from them by 5 cc NH_4OH (1:50), while the Ni is extracted in two portions of 5 cc each by 0.5N HCl . The bath from the electrolytic determinations of Cu may be employed to determine the Ni in the crude Cu. In this case, the extraction operation is omitted. The procedure ends with colorimetric determination of the Ni by tinting due to dimethylglyoxime.

1. Nickel--Determination 2. Nickel--Colorimetric analysis

N.G.

Card 2/2

137-58-4-8687

Translation from: Referativnyy zhurnal, Metallurgiya, 1958, Nr 4, p 338 (USSR)

AUTHORS: Krasil'nikova, L.N., Malayev, S.M.

TITLE: A Refinement of the Method for Determining Fluorine in the Products of the Zinc and Lead Industries (Utochneniye metody opredeleniya ftora v produktakh tsinkovogo i svintsovogo proizvodstva)

PERIODICAL: Sb. tr. Vses. n.-i. in-ta tsvetn. met., 1956, Nr 1, pp 169-171

ABSTRACT: When determining F in Zn concentrates and dusts, the results are greatly affected by the duration of the calcining employed to oxidize sulfide S. It is established that in calcining samples at 800°C, a portion of the F is lost in the form of volatiles. Therefore, instead of calcining, the samples are fused with Na₂O₂. The melt is leached with water, and H₂SO₄ is added up to 1:1 acidity, whereupon the F is driven off in the form of H₂SiF₆. The determination ends with colorimetry of the peroxide Ti complex until color disappears.

Card 1/1

1. Fluorine--Determination 2. Colorimetry--Applications N.G.

KLIA KLINIKOVA, L.N.; DOLGORUKOVA, K.H.

Determining antimony in converter copper. Sbor.trud.
VINITSVETMET no.9:22-25 '65.

Cobalt determination in iron-rich samples. Ibid.:30-33
(MIRA 18:11)

KRASIL'NIKOVA, L.N.; YEFIMOVA, M.G.; PONOMAREVA, L.S.

Colorimetric test tube method of determining gold and silver
in lean ores and products of nonferrous metallurgy. Sbor.
trud. VNIITSVETMET no.9:9-16 '65.

(MIRA 18:11)

KRASIL'NIKOVA, L.N.; CHEPIK, M.N.; STEPANOVA, A.I.

Rapid method of determining fluorine in zinc industry products.
Sbor.trud. VNIITSVETMET no.9:37-40 '65.

(MIRA 18.11)

KRASIL'NIKOVA, L.N.; VOSTROKNUTOVA, M.Ya.

Colorimetric determination of the sum of rare earths with
arsenazo I in the technological products of processing
vanadium - rare-earth ores. Sbor.trud. VNIITSVETMET
no.9:41-48 '65. (MIRA 18:11)

82347

S/139/60/000/03/038/045

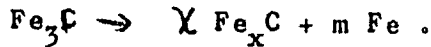
E073/E335

1P. 7500
AUTHORS: Sysuyev, Yu.A., Vasil'yeva, Ye.V. and
Krasil'nikova, M.A.

TITLE: Influence of Plastic Deformation on Phase Transformations
in Silicon and Nickel Steels

PERIODICAL: Izvestiya vysshikh uchebnykh zavedeniy, Fizika,
1960, No 3, pp 218 - 222 (USSR)

ABSTRACT: In earlier work of one of the authors and his team
(Refs 1-3) it was shown that in simple carbon steels
the cementite decomposes during plastic deformation
and a metastable carbide $\chi\text{Fe}_x\text{C}$ forms on the basis of
the reaction:



It is obvious that in steel in which a new phase forms
the change in the mechanical properties as a function
of the degree of deformation differs from that of steel
where there is no such transformation. In this paper,
the authors attempt to elucidate the influence of plastic
deformation on the changes in the cementite of steels

Card1/3

4

82341

S/139/60/000/03/038/045

E073/R335

Influence of Plastic Deformation on Phase Transformations in
Silicon and Nickel Steels

alloyed with Si and Ni. The specimens studied were Ni and Si steels quenched from 1 150 °C and tempered for two hours at 600 °C (silicon steel) and 650 °C (nickel steel), respectively. The chemical analyses of the seven steels used in the experiments are given in a table, p 218. The phase transformations under the effect of plastic deformation were studied by means of a magnetic method. It was found that during plastic deformation steels alloyed with Si and Ni with an initial structure consisting of $\alpha + \text{Fe}_3\text{C}$ phase transformations may take place. As a result of the deformation, the cementite becomes transformed into an intermediate carbide $\chi\text{Fe}_x\text{C}$ (the Curie point being 260-265 °C), which becomes unstable on heating above 400 °C and ceases to exist at 600 °C. Comparison of the processes of graphitisation on the example of a Si steel after deformation and quenching confirms the conclusion that there is

Card 2/3

82341

S/139/60/000/03/038/045

E073/E335

Influence of Plastic Deformation on Phase Transformations in Silicon and Nickel Steels

a reduction in the speed of graphitisation in steel which has been deformed from all sides by non-uniform compression. There are 7 figures, 1 table and 6 references, all Soviet.

ASSOCIATION: Fiziko-tekhnicheskiy institut pri Gor'kovskom gosuniversitete imeni N.I. Lobachevskogo (Physico-Technical Institute of Gor'kiy State University imeni N.I. Lobachevskiy)

SUBMITTED: July 20, 1959

Card 3/3

SAMBORSKIY, G.I.; KRASIL'NIKOVA, M.I.; SMIRNOV, Ye.I., red.;
GERASIMOVA, Ye.S., tekhn. red.

[Twenty years in figures: from socialist economy to com-
munist; brief manual]Dvadtsatiletie v tsifrakh: ot sotsialisti-
cheskoi ekonomiki k kommunisticheskoj; kratkii spravochnik.
Moskva, Ekonomizdat, 1963. 119 p. (MIRA 16:3)
(Russia—Economic conditions)

KRASIL'NIKOVA, M.K.; TOPCHIYEVA, K.V.

Chemisorption of ethylene on yttrium oxide. Kin. i kat. 6 no. 6:
1118-1121 N-D '65 (MIRA 19:1)

1. Moskovskiy gosudarstvennyy universitet imeni Lomonosova,
khimicheskiy fakul'tet. Submitted June 28, 1965.

GUSEVA, A.N.; KRASIL'NIKOVA, M.P.

Composition of the organic matter in the rocks of the Khibiny alkali
massif. Vest.Mosk.un.Ser.4: Geol. 15 no.2:68-69 Mr-Ap '60.
(MIRA 14:4)

1. Kafedra geologii i geokhimii goryuchikh iskopayemykh Moskovskogo
universiteta.
(Khibiny Mountains--Organic matter)

KRASIL'NIKOVA, M. V.

Krasil'nikova, M. V.

"The Biological Properties of Streptococci of Various Origins." Gor'kiy State Medical Inst imeni S. M. Kirov. Gor'kiy, 1955. (Dissertation for the Degree of Candidate in Medical Science)

So: Knizhnaya letopis', No. 27, 2 July 1955

SMIRNOVA, Ye.A.; KRASIL'NIKOVA, M.V.

Immunization against diphtheria by inhalation in animal experiments. Zhur.mikrobiol.epid. i immun. 30 no.5:137 My '59.

(MIRA 12:9)

1. Iz Gor'kovskogo meditsinskogo instituta imeni S.M.Kirova.
(DIPHTHERIA)

KRASIL'NIKOVA, N.A.

BAKHAN, N. P., KARPINSKAYA, A. N., Krasil'nikova, N. A., PAZ, N. M.

"K Differentsial'noy Diagnostike Nesbly Soosistnykh Zabolevaniy i Cirkulyatsii Golovnogo Mozga."

p. 94 V kn ab Aktual'nyye Problemy Razvrotolozhii i Psikhologii. Kuybyshev 1977.

In kafedry nervnykh boleney i kafedry psikhologii, Kuybyshev State Med Inst.

ZLATOVEROV, A.I.; YARTSEVA, L.V.; KRAZIL'NIKOVA, N.A.

Oligophrenia, ataxia, bilateral cataract (Marinesco-Sjogren syndrome) associated with congenital toxoplasmosis. Zhur. nevr. i psikh. 63 no.10:1478-1481 '63. (MIRA 17:5)

1. Kafedra nervnykh bolezney (zav. - prof. A.I. Zlatoverov) Kuybyshevskogo meditsinskogo instituta.

KRASIL'NIKOVA, N. A.

Cand Geclog--Mineralog Sci


Dissertation: "Lower Jurassic Phosphorite-Bearing Deposits of the North
Caucasus." 2/2/50

Moscow Order of Lenin State V imeni M. V. Lomonosov.

SO Vecheryaya Moskva
Sum 71

"APPROVED FOR RELEASE: Monday, July 31, 2000

CIA-RDP86-00513R000826110




APPROVED FOR RELEASE: Monday, July 31, 2000

CIA-RDP86-00513R000826110

"APPROVED FOR RELEASE: Monday, July 31, 2000

CIA-RDP86-00513R000826110



APPROVED FOR RELEASE: Monday, July 31, 2000

CIA-RDP86-00513R000826110C

AUTHOR: Arasil'nikova, N. A. 20-114-6-44/54

TITLE: On a Find of Phosphorites in the Devonian Deposits on the Kureyka-River (O nakhodke fosforitov v devonskikh otlozheniyakh na r. Kureyke).

PERIODICAL: Doklady AN SSSR, 1957, Vol. 114, Nr 6, pp. 1297-1299 (USSR)

ABSTRACT: The Devonian system is poor in phosphorites. In the USSR phosphorites are known in Zabaykal'ye and Zakavkaz'ye. Elsewhere in the world they are not numerous either (the deposits are enumerated). In 1954 the author found bump-like Devonian phosphorites on the Kureyka river which were hitherto unknown. A survey of the geological research of the region is given (reference 2,3). In its lower course (60-97 km before the mouth) the Kureyka-river intersects an anticlinal structure that runs in a Northwestern direction. In the Northeastern, less steep wing of the anticline the Ordovician deposits are covered by Silurian, then Devonian and Carboniferous. In the steep Southwestern wing of the fold Ordovician and Silurian occur too. But the younger formations there are hidden under a thick cover of quaternary loose deposits. The Devonian deposits concordantly deposited on Silurian lime deposits form an exposure above the ravine "nizhniye shcheki". In the lower

Card 1/4

On a Find of Phosphorites in the Devonian Deposits on the Kureyka-River 20-114-6-44/54

part the are formed of limes which are soon replaced by red argillaceous rocks with a fish fauna. These deposits are interrupted by a thick trap-intrusion in which the river formed the above-mentioned ravine. Above the ravine at the right bank opposite an island a large exposure of the red deposits occurs (Middle Devonian); in individual intermediate layers they contain phosphorites. The author divides the exposure into 7 parcels. They have a thickness of 55-60, 0,10-0,15 to 0,40, 4-5, 10, 5,5, 6,0 an 2 m. Parcels 2, 4 and 6 contain phosphorites. Parcel 2 contains phosphorite-conglomerates with a content of 2-5%, in concretions - 15-16 % P_2O_5 . Parcel 4 contains concretions with a P_2O_5 -content thin intermediate layers of phosphorite-conglomerate. In the upper part of the parcel an intermediate layer of phosphorite with a thickness of 0,40 m still has a P_2O_5 -content of on the average 9,3 %. Parcel 6 contains slaty argillites in 2 intermediate layers of phosphorite-conglomerate (0,05-0,10 m) with dark phosphate-containing lingulide-shells and phosphorite-concretions. Parcel 7 contains fish skeletons. The bump-like phosphorites of the Kureyka-river form oval or roundish

Card 2/4

On a Find of Phosphorites in the Devonian Deposits on the ~~20-114-6-44/54~~
Kureyka-River

concretions, 1-5 cm in diameter with a characteristic black-blue iridescence at the surface. Cleaved up they are grey or brownish-grey, containing much iron, therefore pigmented brown. Micrograins of phosphate and splinters of lingulide-shells were microscopically determined. The phosphate is isotropic. The cement is dark brown, not transparent, mainly formed of iron hydroxide. There are also concretions with a calcite-cement. Chemical analyses of the concretions and conglomerates (table 1) showed that the phosphate of the concretions belongs to the apatite-group. Its quality is not high. Detrimental admixtures (iron- and aluminum-oxides) occur in large amounts. Small thicknesses, large distances of the deposits from economically opened regions of the Krasnoyarsk-country indicate a small practical importance of these phosphorites. Nevertheless they indicate the possibility of a formation of phosphorite during the sedimentation of red-colored argillaceous deposits of an ocean-water of normal salinity.

There are 1 table, and 4 references, all of which are Slavic.

Card 3/4

On a Find of Phosphorites in the Devonian Deposits on the Kureyka-River 20-114-6-44/54

ASSOCIATION: State Scientific Research Institute for Mining-Chemical Raw Materials (Gosudarstvennyy nauchno-issledovatel'skiy institut gorno-khimicheskogo syr'ya).

PRESENTED: February 6, 1957, by N. N. Strakhov, Academician

SUBMITTED: June 13, 1956

ALLIANCE: 155

Card 4/4

KRASIL'NIKOVA, N.A.

At the Seventh International Congress of Microbiology.
Antibiotiki 4 no.1:121-122 Ja-F '59. (MIRA 12:5)
(STOCKHOLM--MICROBIOLOGY--CONGRESSES)

KRASIL'NIKOVA, N.A.; SHMEL'KOVA, Yu.F.; GUREVICH, B.G.; OBOLENSKAYA, G.A.

Approximate estimation of the phosphorite potential of some
regions of Siberia and the Far East. Sov. geol. 4 no.9:82-95
S '61. (MIRA 14:11)

1. Gosudarstvennyy institut gornokhimicheskogo syr'ya.
(Siberia--Phosphorites)
(Soviet Far East---Phosphorites)

KRASIL'NIKOVA, M.A.; SMIRNOV, A.I.

Prospects for finding phosphorites in Ancient Paleozoic deposits of
the Siberian Platform. Trudy GIGKHS no.7:215-265 '62.

(MIRA 16:5)

(Siberian Platform—Phosphorites)

KRASIL'NIKOVA, N.A.

Fluorite in phosphorites. Lit. i pol. iskop. no.3:141-144 '63.

(MIRA 17:1)

1. Gosudarstvennyy institut gornokhimicheskogo syr'ya, Moskva.

KRASIL'NIKOVA, N.A.

Geological prerequisites of prospecting for phosphorites in Cambrian and Sinian sediments in the Altai-Sayan fold area. Mat. po geol. i pol.iskop. Kras.kraia no.3:187-195 '62. (MIRA 17:2)

KRASIL'NIKOVA, N.A.

Karst phosphorite. Trudy MOIP 12:86-87 '64.

(MIRA 1981)

KRASIL'NIKOVA, N.A.; GUREVICH, B.G.; BLISKOVSKIY, V.Z.; SHMEL'KOVA, Yu.F.;
OBOLENSKAYA, G.A.

Phosphorites of the Altai-Sayan fold area. Lit. 1 pol. iskop.
no.4:161-181 JI-Ag '65. (MIRA 18:9)

1. Gosudarstvennyy nauchno-issledovatel'skiy institut gorno-
khimicheskogo syr'ya, Moskva.

L 38373-66 EWT(m)/T/EWP(t)/ETI IJP(c) DS/JD

ACC NR:

AT6021370

(A)

SOURCE CODE: UR/2631/65/000/007/0091/0095

AUTHOR: Ozeryanaya, I. N.; Krasil'nikova, N. A.; Smirnov, M. V.; Danilin, V. N. 22

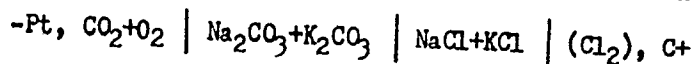
ORG: none

TITLE: Use of the oxygen reference electrode in molten carbonates

SOURCE: *AN SSSR. Ural'skiy filial. Institut elektrokhemii. Trudy, no. 7, 1965, Elektrokhemiya rasplavlennykh solevykh i tverdykh elektrolitov; termodinamika i kinetika elektrodnykh protsessov (Electrochemistry of fused salts and solid electrolytes; thermodynamics and kinetics of electrode processes), 91-95

TOPIC TAGS: platinum, oxygen, electrode potential, carbonate, chloride

ABSTRACT: In order to elucidate the stability of the potential of the platinum oxygen reference electrode in molten carbonates under various conditions, the emf of the galvanic cell



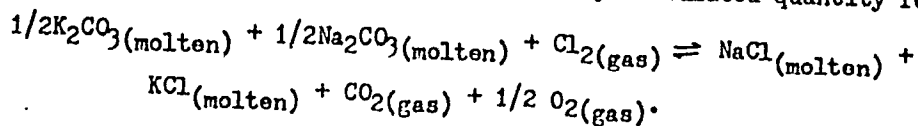
was studied at 770-1000°C as a function of temperature and composition of the gas mixture bathing the platinum. One of the half-cells was platinum bathed with a CO₂+O₂ mixture in a molten eutectic mixture of potassium and sodium carbonates, and

Card 1/2

I 38373-66

ACC NR: AT6021370

the other was a chlorine electrode in an equimolar mixture of potassium and sodium chlorides. The temperature dependence of the emf, $\mathcal{E} = 0.446 + 6.40 \times 10^{-4}T$ V, was found to be in good agreement with the thermodynamically calculated quantity for the reaction



This shows the reversibility of the platinum oxygen electrode in carbonate melts. The potential of the platinum electrode in the carbonate melt was studied as a function of the CO_2-O_2 mixtures bathing it. It is shown that for gas mixtures containing over 57.8 mole % CO_2 at temperatures below 900° , the potential of the platinum electrode is described by the equation

$$E = \text{const} + \frac{RT}{2F} \ln P_{O_2}^{1/2} \cdot P_{CO_2}$$

At lower partial pressures of CO_2 , particularly in pure oxygen, the potential of the platinum electrode becomes unstable and shifts markedly toward negative values. Orig. art. has: 3 figures and 12 formulas.

SUB CODE: 07/ 09/ SUBM DATE: 23Aug65/ ORIG REF: 006/ OTH REF: 008

Card 2/2

KRASIL'NIKOVA, N.P.

Hydrogeology and hydrochemistry of the Chelyabinsk brown coal basin.
Zap. IGI 34 no.2:3-16 '58. (MIRA 12:6)
(Chelyabinsk Basin--Water, Underground)

KLIMENTOV, Petr Platonovich; PYKHACHEV, Georgiy Borisovich; TOLSTIKHIN, N.I., prof., retsenzent; SHAGOYANTS, S.A., prof., retsenzent; DAVIDOVICH, V.I., dots., retsenzent; ASATUR, K.G., dots., retsenzent; NOVOZHILOV, V.N., dots., retsenzent; PAUKER, N.G., starshiy nauch. sotr., retsenzent; KRASIL'NIKOVA, N.P., ass., retsenzent; ABRAMOVA, S.K., otv. red.; SLAVOROSOV, A.Kh., red. izd-va; IL'INSKAYA, G.M., tekhn. red.

[Dynamics of underground water] Dinamika podzemnykh vod. Moskva, Gos.nauchno-tekhn.izd-vo lit-ry po gornomu delu, 1961. 514 p.

(MIRA 14:12)

(Water, Underground)

KRASIL'NIKOVA, N.P.

Porosity of rocks of the Lias-Rhaetian formation in the Chelyabinsk
Basin. Zap. LGI 44 no.2:163-168 '62. (MIRA 16:3)
(Chelyabinsk Province--Petroleum geology)
(Chelyabinsk Province--Gas, Natural--Geology)

KRASIL'NIKOVA, N.V.

Some problems of generalization in the compilation of geological
maps. Geod. i kart. no. 12:37-41 D '60. (MIRA 14:1)
(Geology—Maps)

KRASILNIKOVA, N.V.

Geological maps in rational atlases. Vest. Mosk. un.
Ser. 5: Geog. 15 no. 3:30-36 My - Je '60. (MIRA 13:7)

1. Kafedra geodezii i kartografii Moskovskogo universiteta.
(Geology--Maps)

KRASIL'NIKOVA, N.V.

Daily changes in the mitotic activity in mice. Biul. eksp. biol. i
med. 53 no. 4:100-104 Ap '62. (MIRA 15:4)

1. Iz kafedry gistologii (zav. - prof. I.A.Alov) Khabarovskogo
meditsinskogo instituta. Predstavlena deystvitel'nym chlenom
AMN SSSR V.V.Parinym.

(CELL DIVISION (BIOLOGY)) (PERIODICITY)

ALOV, I.A.; KRASIL'NIKOVA, N.V.

Daily rhythm of mitosis in different organs of white mice
and rats. Dokl. AN SSSR 142 no.4:933-935 F '62.

(MIRA 15:2)

1. Khabarovskiy meditsinskiy institut. Predstavleno akademikom
N.N.Anichkovym.

(KARYOKINESIS)

KRASIL'NIKOVA, N.V.

Relation between the functional activity of the organ and the daily rhythm of mitosis. Dokl. AN SSSR 142 no.5:1165-1167 F '62.
(MIRA 15:2)

1. Khabarovskiy gosudarstvennyy meditsinskiy institut.
Predstavleno akademikom N.N.Anichkovym.
(KARYOKINESIS)

KRASIL'NIKOVA, N.V.

Daily rhythm of mitotic activity in mice under the conditions of a changed feeding regimen. *Biul. eksp. biol. i med.* 54 no. 11:95-98 N '62. (MIRA 15:12)

1. Iz kafedry gistologii (nauchnyy rukovoditel' - prof. I.A. Alov) Khabarovskogo meditsinskogo instituta. Predstavlena deystvitel'nym chlenom AMN SSSR A.V. Lebedinskim.
(PERIODICITY) (DIGESTIVE ORGANS) (KARYOKINESIS)

KRASIL'NIKOVA, N.V.

The 24-hour rhythm in mitotic activity in reparative regeneration of the salivary gland, liver and epidermis of white mice and rats. Bul. eksp. biol. i med. 56 no.7:96-99 JI'63
(MIRA 17:3)

1. Iz kafedry gistologii Khabarovskogo meditsinskogo instituta (nauchnyy rukovoditel' - prof. I.A. Alov). Predstavlena deystvitel'nym chlenom AMN SSSR V.V. Parinym.

KRASIL'NIKOVA, N.V.

The 24-hour rhythm of mitoses in various organs of embryos of white mice and rats. Biul. eksp. biol. i med. 56 no.8:93-97 Ag '63. (MIRA 17:7)

1. Iz kafedry gistologii Khabarovskogo meditsinskogo instituta i laboratorii tsitsologii Instituta morfologii (direktor - chlen-korrespondent AMN SSSR A.P. Avtsyn) AMN SSSR. Nauchnyy rukovoditel' raboty - prof. I.A. Alov. Predstavleno deystvitel'nyy chlenom AMN SSSR A.V. Lebedinskim.

KRASIL'NIKOVA, N.Ya. (Minsk)

Implanted cholesteatomas of the spinal cord. Vop. neurokhir.
26 no.6:53 N-D'62 (MIRA 17:3)

KRASIL'NIKOVA, N.Ya. (Minsk)

Immediate and late results of ventriculocysternostomy in neoplastic occlusions of the cerebrospinal fluid duct. Vop. neurokhir. 24 no.6:16-19 N-D '60. (MIRA 14:1)

1. Neyrokhirurgicheskoye otdeleniye Belorusskogo gosudarstvennogo nauchno-issledovatel'skogo instituta neurologii, neyrokhirurgii, fizioterapii.

(BRAIN--TUMORS)

KRASII.NIKOVA, N.Ya. (Minsk)


Clinical aspect and diagnosis of aneurysms of the anterior cerebral artery and the anterior communicating artery. Vop. neirokhir. 27 no.5:30-34 S-0 '63. (MIRA 17:5)

1. Neyrokhirurgicheskoye otdeleniye (zav. - E.I. Zlotnik)
Belorusskogo nauchno-issledovatel'skogo instituta nevrologii,
neyrokhirurgii, fizioterapii (dir. - dotsent I.P. Antonov).

DUDKIN, M.S.; KHAIT, S.Z.; RAKINTSEVA, R.M.; LEVINA, Z.V.; KRASIL'NIKOVA, S.V.

Cultivation of yeasts in an apparatus equipped with a suction stirrer.
Gidroliz. i lesokhim. prom. 17 no.3:7-10 '64. (MIRA 17:9)

1. Odesskiy tekhnologicheskii institut im. Lomonosova.



LYASKOVSKAYA, Yu., kand.tekhn.nauk; KRASII'NIKOVA, T., mladshiy nauchnyy
sotrudnik; PIUL'SKAYA, V., mladshiy nauchnyy sotrudnik

Chemical and physicochemical investigation of swine meat. *Mias.*
ind.SSSR 31 no.2:49-53 '60. (MIRA 1318)

1. Vsesoyuznyy nauchno-issledovatel'skiy institut myasnoy
promyshlennosti.

(Swine)

KRASIL'NIKOVA, T.

Rapid method for determining the protein content of fatty tissues.
Mias.ind. SSSR 31 no.6:25-26 '60. (MIRA 13:12)
(Proteins) (Adipose tissues)

GRUDEV, D.I., doktor sel'skokhoz. nauk; SADOVNIKOVA, N.V., starshiy nauchnyy sotrudnik; SMIRNITSKAYA, N.Ye.; KARAVAYEVA, S.G.; KOTOV, P.Ya.; RODIONOVSKIY, M.S.; KRYLOVA, N.N., kand. biol. nauk; KRASIL'NIKOVA, T.F., inzhener-khimik; SOLNTSEVA, G.L., aspirant; KUZNETSOVA, V.V., mladshiy nauchnyy sotrudnik; Primalni uchastiye: BAZAROVA, K.I.; MALYGINA, M.I.; BUDINSKAYA, S.Z.; SINITSYNA, I.K.

Comparative evaluation of the fattening and slaughtering characteristics of Shorthorn and Kalmyk steers and physico-chemical indices of their meat. Trudy VNIIMP no.16:5-23 '64.
(MIRA 18:11)

SOKOLOV, A.V., prof.; LYASKOVSKAYA, Yu.N., kand. tekhn. nauk; UNANOV, G.S., starshiy nauchnyy sotrudnik; KARAVAYEVA, S.G., mladshiy nauchnyy sotrudnik; TALAYEVA, M.I., mladshiy nauchnyy sotrudnik; KRASIL'NIKOVA, T.F., mladshiy nauchnyy sotrudnik; LAVROVA, G.M., mladshiy nauchnyy sotrudnik; KOTOV, P.Ya., mladshiy nauchnyy sotrudnik; VASIL'CHENKO, T.A., mladshiy nauchnyy sotrudnik

Effect of the breed and feeding of swines on the quality of pork meat. Trudy VNIIMP no.12:3-29 '62. (MIRA 18:2)

LYASKOVSKAYA, Yu.N., kand. tekhn. nauk; KRASIL'NIKOVA, T.F., mladshiy
nauchnyy sotrudnik

Photometric methods for determining tin and lead in canned meat.
Trudy VNIIMP no.12:128-147 '62. (MIRA 18:2)

KRASIL'NIKOVA, T. V.

USSR / Microbiology. Anaerobic Bacilli.

F-6

Abs Jour: Ref Zhur-Biol., No 16, 1958, 72196.

Author : Mel'nikov, V. N.; Krasil'nikova, T. V.

Inst : Ufa Scientific-Research Institute of Vaccines and Sera.

Title : Materials for the Study of Toxin Formations of Tetanus Bacteria. Report I. Formation of Tetanus Toxin Under Different Conditions of Cultivation of Tetanus Culture.

Orig Pub: Tr. Ufimsk. n.-i. in-ta vaktsin i syvorotok, 1957, vyp. 4, 175-180.

Abstract: No abstract.

Card 1/1

73

USSR/Medicine - Physiology

FD-1336

Card 1/1 : Pub 33-14/25

Author : Krasil'nikova, V. I.
~~.....~~

Title : On a method of determining the functional condition of tissues according to amount of bound dyestuff

Periodical : Fiziol. zhur. 4, 476-480, Jul/Aug 1954

Abstract : Relationship that exists between cells and dyestuffs goes through many changes during a lifetime. This makes it possible to utilize vital dyestuffs as indicators of viability of cells and would help solve many problems in biology and medicine. Quantitative method of determining colorability of tissues is suggested by the author of this article. She claims that is possible to compute accurately quantitative simulation of granulation. Interpretation of results of this method, however, demands extreme caution. Tissues of kidneys of white mice were used in experiments in determining amount of bound dyestuff present. Graphs. One non-Soviet and twelve Soviet references.

Institution : Laboratory of Histophysiology, Institute of Physiology imeni I. P. Pavlov, Academy of Sciences USSR, Leningrad

Submitted : June 27, 1953

KRASILNIKOVA, U. I.

U.S.S.R.

The technique of determination of the physiological state of tissues from the amount of bound dye. U. I. Krasilnikova (I. P. Pavlov Inst. Physiol., Acad. Sci. U.S.S.R., Leningrad), *Fiziol. Zhur. S.S.S.R.* 40, 476-80 (1954). Neutral red, new methylene blue, rhodamine, chrysoidine, and cyanol dyes were used in staining of mouse kidney specimens, the degree of absorption being detd. by a subsequent extn. with EtOH and photometric estn. Dye retention declines in the interval of 41 to 54°, while above that dye retention rises. Hypotonic solns. repress dye retention of granular dyes and increase that of diffuse dyes. Strychnine lowers the retention of granular dyes and increases that of diffuse dyes. G. M. Kosolapoff

KRASIL'NIKOVA, V. I. (Leningrad, V.O., Bol'shoy pr., d.58/2, kv.28)

Histochemistry of brain phosphatase in rabbits during ontogenesis.
Arkh.anat.gist. i embr. 35 no.3:69-72 My-Je '58 (MIRA 11:7)

1. Laboratoriya morfologii (zav. - prof. N.G. Kolosov) Instituta
fiziologii im. I.P. Pavlova AN SSSR.

(PHOSPHATASE

histochem. in rabbit brain in ontogenesis (Rus))

(BRAIN,

histochem. of phosphatase in rabbit in ontogenesis
(Rus))

KRASIL'NIKOVA, V. I.

"A Study of Nucleic Acids in the Cells of the Cerebellum and Medulla Oblongata of the Rabbit During Ontogenesis."

report submitted for the First Conference on the problems of Cyto and Histochemistry, Moscow, 19-21 Dec 1960.

From the Laboratory of Comparative Biochemistry of the Institute of Evolutionary Physiology Imeni I. M. Sechenov, Leningrad.

KRASIL'NIKOVA, V.I.

Cytochemical study of nucleic acids in the brain cells of the rabbit during ontogenesis. TSitologiya 2 no.1:29-36 Ja-F '60.

(MIRA 13:5)

1. Laboratoriya sravnitel'noy biokhimii Instituta fiziologii AN SSSR, Leningrad.

(NUCLEIC ACID)

(BRAIN)

KRASIL'NIKOVA, Ye. A.

KATAYEV, Ye. G.; KRASIL'NIKOVA, Ye. A.

Synthesis of certain cyclohexenyl-ketones. Uch. zap. Kaz. un.
113 no.8:107-114 '53. (MLBA 10:5)

1. Laboratoriya organicheskoy khimii Kazanskogo gosudarstvennogo
universiteta.

(Ketones)

KRASIL'NIKOVA, Ye. A.

KRASIL'NIKOVA, Ye. A.: "The interaction of certain halogen derivatives with the silver salts of dialkyl phosphoric acids." Min Higher Education USSR. Kazan' Chemicotechnological Inst imeni S. M. Kirov. Chair of Organic Chemistry. Kazan', 1956. (DISSERTATION For the Degree of Candidate in CHEMICAL SCIENCES.)

So: Knizhnaya letopis', No. 24, 1956