

KONDRAT'YEV, V.N.

The hydration heat of atoms. V. N. Kondrat'ev and N. D. Sokolov (Inst. Chem. Phys., Acad. Sci. U.S.S.R., Moscow). Zhur. Fiz. Khim. 29, 1265-72 (1955).—A system of relative heats of ion hydration is proposed, based on the universally accepted system of heat of formation of ions in soln., in which the heat of formation of the H ion in a dil. soln. is equated to 0. The heats of hydration of some alk-ox-y ions were calcd. on the basis of the relation between the hydration heats of the ions and their radii; also the affinity of the simplest alc. mols. to protens, etc. W. M. S.

3
H
2
Sokolov

KONDRAT'YEV, V.N.

ROSENSTVEYG, L.N.; LIFSHTS, I.M.; LEYKIN, G.A.; KONDRAT'YEV, V.N.

Nobel prizes for 1954 in the fields of physics and chemistry.
Priroda 44 no.12:37-41 D '55. (MIRA 9:1)

1.Chlen-korrespondent AN USSR (for Lifshits)
(Nobel prizes) (Physicists) (Chemists)

~~KONDRAT'YEV~~, Viktor Nikolayevich, akademik; KIPNIS, S.Ye., redaktor;
~~ISLEBT'YVA~~, P.G., tekhnicheskij redaktor

[Scientific results of the International Conference on the
Peaceful Use of Atomic Energy; Geneva, August 8-20, 1955.]
Nauchnye itogi Mezhdunarodnoi konferentsii po mirnomu ispc'-
sovaniu atomnoi energii; Zheneva, 8-20 avgusta 1955 g. Moskva
Izd-vo "Znanie," 1956. 31 p. (Vsesoiuznoe obshchestvo po raspro-
straneniu politicheskikh i nauchnykh znani. Ser.3, no.4)
(Atomic energy research) (MLRA 9:2)


KONDRAT'YEV, V.N.

Survey on the history of the development of chemical reaction
kinetics. Vop.1st.est.1 tekhn. no.2:9-49 '56. (MIRA 10:1)
(Chemical reactions. Rate of)

KONDRAT YEV, V.N.

KONDRAT'YEV, V.N., akademik.

Methods of developing the theory of a chemical process (homogeneous
reaction). Vest.AN SSSR 26 no.5:9-21 My '56. (MIRA 9:8)
(Chemical reactions)



KONDRAT'YEV, V. N.

AUTHOR: Kondrat'yev, V. N. (Moscow) 74-11-5/7

TITLE: The Development of Chemical Physics in the USSR Since 40 Years (Razvitiye khimicheskoy fiziki v SSSR za 40 let).

PERIODICAL: Uspekhi Khimii, 1957, Vol. 26, Nr 11, pp. 1310-1319 (USSR)

ABSTRACT: Towards the end of the years about 1920, a new science developed - something between chemistry and physics - the so-called chemical physics. The electron theory and the quantum theory appeared as theoretical basis of this science. The investigations of Semyenov and his students enjoyed to lay the foundations of this young Soviet science. The investigations referred to the field of chain reactions. According to Semyenov each inflammation sets always in when the probability of an increase of the active molecules, or of the branching of the chain, prevails over the probability of the destruction of the active molecules with respect to their deactivity. Neyman and Koval'skiy elaborated this theory and completed it. The rules governing the chain theory, from the chemical point of view, were explained by Kondrat'yev and his students, on the strength of methods which permitted to study the atoms and radicals in course of

Card 1/2

AUTHOR: KONDRAT'YEV, V. N. PA - 2620

TITLE: Celebrations on the Occasion of the Awarding of the Nobel Prize in 1956. (Na torzhyestvakh posvyashchyennykh bruchyenyu Nobelevskikh pryemov 1956 goda, Russian)

PERIODICAL: Vestnik Akademii Nauk SSSR, 1957, Vol 27, Nr 3, pp 90-94 (U.S.S.R.)
Received: 5 / 1957 Reviewed: 7 / 1957

ABSTRACT: The awarding of the Nobel Prize to the Soviet scientist N. S. SYMYENOV is described as a "Day of Honor for Soviet Science". The article gives a short survey of the history of the Nobel Prize and enumerates all those to whom the Nobel prize has hitherto been awarded. Two new names were added to this honorable list in 1956: N. N. SYMYENOV and S. N. HINSHELWOOD, who were jointly awarded the Nobel Prize for research work in the field of chemical reaction mechanism. The article tells of the activities of N. N. SYMYENOV and also mentions the achievements of the president of the British Royal Society, Sir S. N. HINSHELWOOD. The fact is stressed that the two scientists have much in common with respect to their ideas and methods, and that they have been friends for many years. They keep up regular correspondence on scientific matters and met in 1945 when HINSHELWOOD took part in the celebrations on the occasion of the 220 year's jubilee of the Academy of Science of the USSR in Moscow, and they also met at Stockholm when the Nobel Prize was awarded to them jointly. This fact is appreciated

Card 1/2

KONDRATYEV, V. N.

(Institute of Chemical Physics, USSR Academy of Sciences, Moscow)

"Reactions of Some Radicals and Their Concentration in Flames."

paper submitted at The Seventh Intl. Symposium on Combustion - London and Oxford, England, 28 Aug - 3 Sep '58.

C - 3,800830 , 25 July 1958.

VINOGRADOV, A.P., akademik, red.; KONDRAT'YEV, V.N., akademik, red.;
ALIMARIN, I.P., red.; BAKH, N.A., doktor khim. nauk, red.;
NIKOLAYEV, A.V., red.; NEKRASOVA, G.A., kand. khim. nauk, red.
MAKUNI, Ye.V., tekhn. red.

[Isotopes and radiation in chemistry; papers at a conference]
Izotopy i izlucheniia v khimii; trudy konferentsii. Moskva,
Izd-vo Akad. nauk SSSR, 1958. 380 p. (MIRA 11:8)

1. Vsesoyuznaya nauchno-tekhnicheskaya konferentsiya po primeneniyu
radioaktivnykh i stabil'nykh izotopov i izluchenyi v narodnom kho-
zyaystve i nauke. 2d, Moscow, 1957. 2. Chlen-korrespondent Akademii
nauk SSSR (for Alimarin).

(Isotopes) (Radiation)

VINOGRADOV, A.P., akademik, otv. red.; KONDRAT'YEV, V.N., akademik, red.; ALIMARIN, I.P., red.; BAKH, N.A., doktor khim. nauk, red.; NEKRASOVA, G.A., kand. khim. nauk, red.

[Isotopes and radiation in chemistry; transactions] Izotopy i izlucheniia v khimii; trudy. Moskva, Izd-vo AN SSSR, 1958. 380 p. (MIRA 18:6)

1. Vsesoyuznaya nauchno-tekhnicheskaya konferentsiya po primeneniyu radioaktivnykh i stabil'nykh izotopov i izlucheniya v narodnom khozyaystve i nauke. 2d, Moscow, 1957.
2. Chlen-korrespondent AN SSSR (for Alimarin).

chemical reactions, reactions in an electric discharge, and
Card 1/18

APPROVED FOR RELEASE: 06/19/2000

CIA-RDP86-00513R000824220003-0

Kinetics of Chemical Gas Reactions

SOV/1200

partly radiochemical reactions. Particular attention is given to the photochemical and electric activation of molecules. General information pertaining to kinetics, thermodynamics, and the theory of combustion is also included in the text. Chapter 3, and individual parts of the Chapters 4, 5, 6, and 8, were written by N.D. Sokolov. The author thanks V.V. Voyevodskiy, A.B. Nalbandyan, Yu.S. Sayasov, A.S. Sokolik, and V.L. Tal'roze for reviewing individual chapters of this monograph. V.D. Grammatchikov and Ye.I. Kondrat'yev assisted in preparing the book for publication. There are 204 figures, 62 tables, and 1334 references, 310 of which are Soviet and 1024 English, German, and French.

TABLE OF CONTENTS:

Preface	3
Ch. I. General Kinetic Regularities of Chemical Reactions	5
1. Rate of reaction. Kinetic types of simple reactions	5
Rate of reaction	5
Kinetic types of simple reactions -	8

Card 2/18

KONDRATIEV, V.

Kinetics of chemical reactions. p. 193.

Academia Republicii Populare Romine. STUDII SI CERCETARI DE CHIMIE.
Bucuresti, Rumania. Vol 6, no. 2, 1958.

Monthly list of East European Accessions (EEAI) Vol. 8, no. 7, July 1959

Uncl

APPROVED

NALBANDYAN, Aram Bagratovich; YEBIKOLOPYAN, Nikolay Sergeyevich;
KONDRAT'YEV, V.N., akademik, otv.red.; VYAZEMTSEV, V.N., red.
Izd-vo; GOSNA, M.P., tekhn.red.

[Formaldehyde, a basic material in the manufacture of plastics]
Formal'degid - material dlia plastmass. Moskva, Izd-vo Akad.
nauk SSSR, 1959. 68 p. (MIRA 12:11)
(Formaldehyde) (Plastics)

PHASE I BOOK EXPLOITATION SOV/4211

Kondrat'yev, Viktor Nikolayevich

Struktura atomov i molekul (The Structure of Atoms and Molecules). 2nd ed., rev. Moscow, Fizmatgiz, 1959. 524 p.
Errata slip inserted. 15,000 copies printed.

Ed.: V. I. Rydnyk; Tech. Ed.: S. S. Gavrilov.

PURPOSE: This book is addressed to students following courses in physics and chemistry at the university level.

COVERAGE: The book is based on lectures for the course "The Structure of Atoms and Molecules" given by the author at the Fiziko- mekhanicheskiy fakul'tet (Division of Physics and Mechanics) of the Leningradskiy politekhnicheskii institut (Leningrad Polytechnic Institute) over a period of many years. The author deals with theoretical and experimental aspects of electrons, the atomic nucleus, atomic structure and molecular structure. No personalities are mentioned. There is a bibliography of references, mostly Soviet, at the end of each chapter.

PHASE I BOOK EXPLOITATION

SOV/5597

Kondrat'yev, Viktor Nikolayevich, Academician

Svobodnyye radikaly - aktivnaya forma veshchestva (Free Radicals, the Active Form of Substance) Moscow, Izd-vo AN SSSR, 1960. 54 p. Errata printed on the inside of back cover. 20,000 copies printed.

Sponsoring Agency: Akademiya nauk SSSR.

Ed. of Publishing House: T.G. Levi; Tech. Ed.: I.F. Koval'skaya.

PURPOSE: This book is intended for the general reader.

COVERAGE: The booklet reviews the history, properties, and methods of producing and investigating free radicals, and discusses some reactions involving free radicals, e.g., polymerization, oxidation, combustion, etc. Special attention is given to the behavior of free radicals in solids and in cosmic space. No personalities are mentioned. There are no references.

Card 1/2

KONDRAT'YEV, V. N.

report to be submitted for the IUPAC 21st Conference and 15th Intl. Congress of Pure and Applied Chemistry, Montreal, Canada, 2-12 August 1961

- GORODNIY, G. V., Academy of Sciences USSR, Kiev - "The oscillographic investigation of the electrochemical kinetics in fused salts" (Section A.3,e,2 - Session C.1, 11 Aug 61, afternoon)
- GRUBIN, L. V., Academy of Sciences USSR, Moscow - "The calculation of thermodynamic functions of gases in a wide temperature range" (Section A.3,c,(1), Session II - 8 Aug 61, afternoon)
- KARIN, V. A., Physico-Chemical Institute Inst. L. Ya. Karyov, Moscow - "Vitrification phenomena in crystallin polymers" (Section 3,h - 7 Aug 61, afternoon)
- KUZNETZ, A. Y., Moscow State University Inst. M. V. Lomonosov - "The influence of surface heterogeneity and adsorbate-adsorbate interaction on the adsorption properties of solid surfaces" (Joint Session, Sections A.2 and 3.1 - 8 Aug 61, morning)
- KURDYUMOV, V. H., Institute of Chemical Physics, Academy of Sciences USSR, Moscow - "The ^{232}Th radical" (Section A.1, Session I - 11 Aug 61, morning) (Also, Section A.1, Chairman, Session I - 8 Aug 61, morning)
- KURDYUMOV, V. I., Institute of Chemistry and Analytical Chemistry Inst. V. I. Vernadsky, Academy of Sciences USSR, Moscow - "The effect of crystal size on the rate of growth of small crystals in the presence of organic solvents" (Section C.2 - 11 Aug 61, morning) (To be presented in Russian)
- LEVINSON, A. E., RANOVSKIY, E. Z., and INSKALOVA, L. E., Institute of Geochemistry and Analytical Chemistry Inst. V. I. Vernadsky, Academy of Sciences USSR - "New data on radiochemical investigations of the processes of fission and fragmentation induced by high energy protons" (Section A.3 - 8 Aug 61, afternoon)
- LOVINSKIY, I. A., Academy of Sciences USSR, Moscow - "Determination of rate constants of elementary processes from flame velocities as a function of temperature, pressure, and molecular transfer coefficients" (Section A.3,b,(2) - 7 Aug 61, afternoon)
- MURAVYOV, V. I., (Probably MURAVYEV, S.) and GERBUNOV, Y. I., Moscow State University Inst. M. V. Lomonosov, study of the thermodynamic properties of the system iron-actinium" (Section A.3,c,(3), Session III(A) - 11 Aug 61, morning)
- PAKUMANNY, G. M., PILCHEN, A. M., MALANOV, V. F., and SHKIN, Ya., Moscow State University Inst. M. V. Lomonosov - "Dissociation of complex ions in solid-phase reactions" (Joint Session, Sections A.2 and 3.1, 8 Aug 61, morning)
- RODCHIK, E. E., Institute of Chemical Physics, Academy of Sciences USSR, Moscow - "Certain chemical reactions at reduced temperatures and related problems of energy transfer" (To be presented in Russian) [Primary lecture - Saturday, 12 Aug 61]
- SEILOV, Ye. A., Academy of Sciences USSR, Kiev - "The active agents and the intermolecular complexes in the heterolytic reactions of halogenation of the organic substrates" (Section A.1, Session I - 8 Aug 61, morning)
- SHKIN, M. V., Electrochemical Laboratory, Moscow - "The equilibrium between the titanium subgroup metals and the salt melts" (Section 3,j - 7 Aug 61, afternoon)
- TALITSKIY, V. L., Institute of Chemical Physics, Academy of Sciences USSR - "Reactions of ions and molecules in the gas phase" (Section A.1, Session I - 9 Aug 61, afternoon)
- ZAROVIN, Alexander H., Leningrad State University Inst. A. A. Zhdanov - (Section A.1, Chairman, Session I - 8 Aug 61, afternoon Session) (Also on program for Section A.1, Session I - 9 Aug 61, afternoon)
- ZHURAV, Alexander H., VILKOV, P. I., KURANOV, S. I., and BUCHEV, N. V., Leningrad State University Inst. A. A. Zhdanov, photo-spectroscopy and photochemistry of molecules in the plasma" (Section A.1, Session I - 9 Aug 61, afternoon)
- ZHURAV, N. M., Scientific Research Physico-Chemical Institute Inst. L. Ya. Karyov - "On the dissociation of molecules on electron impact and the early states of radiation-chemical processes" (Section A.1, Session I - 8 Aug 61, afternoon)
- ZHURAVIN, Romanul Ye., and KHOLIV, V. V., Institute of Geochemistry and Analytical Chemistry Inst. V. I. Vernadsky, Moscow - "The plasma generator and its use for spectral analysis of alloys and rocks" (Section C.1 - 8 Aug 61, morning)
- ZYKOVSKIY, A. S., LEVINSON, A. E., and REYDIN, I. D., Institute of Geochemistry and Analytical Chemistry Inst. V. I. Vernadsky, Academy of Sciences USSR - "The study of nuclear reactions in iron isotopes under the action of high energy protons" (Section A.3, Session I - 8 Aug 61, afternoon)
- ZYKOV, E. M., and ALIMOV, A. M., Institute of Geochemistry and Analytical Chemistry Inst. V. I. Vernadsky, Academy of Sciences USSR - "The determination of trace impurities in some materials for semiconductor techniques by radio-activation analysis" (To be presented in Russian) (Section C.1 - 8 Aug 61, afternoon)
- ZYKOVSKIY, Boris V., Institute of Physical-Organic Chemistry, Minsk - "The effect of donor and acceptor admixtures on the decomposition rate of solids" (Section A.3 - 8 Aug 61, afternoon)

NEYMAN, Moisey Borisovich; KONDRAT'YEV, V.N., akad., otv. red.; KLYAUS,
Ye.M., red.izd-va; POLENOVA, T.P., tekhn. red.

[Atomic energy and its utilization] Atomnaia energiya i ee primeneniye.
Moskva, Izd-vo Akad.nauk SSSR, 1961. 142 p. (MIRA 14:12)
(Atomic energy)

Рос
Соб

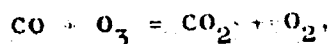
S/195/61/002/004/005/006
E030/E585

AUTHORS: Kondrat'yev, V.N. and Ptichkin I.I.

TITLE: Reaction of carbon monoxide with ozonated oxygen in the gas phase

PERIODICAL: Kinetika i kataliz, v.2, no.4, 1961, 492-496

TEXT: Previous works on the formation of carbon dioxide by oxidation of carbon monoxide in the presence of ozone have assumed a reaction of the form:



but the results have never been in satisfactory agreement with experiment. The present work comprises more accurate experiments measuring the relative luminescence in the 3500-5900 Å range, from 100-250°C. The ozone was measured iodometrically, and the carbon dioxide by a 0.01 N Ba(OH)₂ solution; by carrying out the ozone determination prior to the carbon dioxide determination, the errors in the previous works were minimized. A conventional apparatus was used, with equimolar mixtures of carbon dioxide and ozonated oxygen containing 3.26% ozone initially. The results



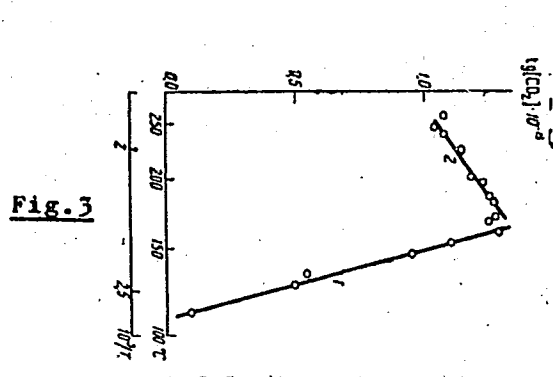
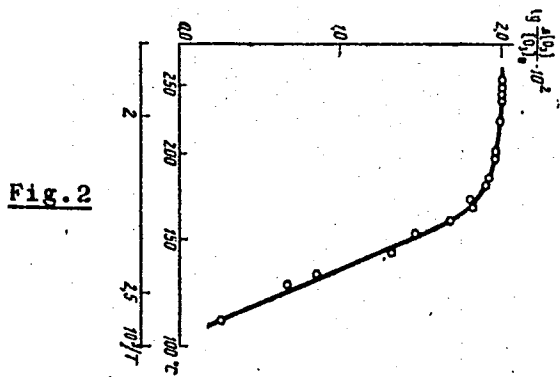
Card 1/3

Reaction of carbon monoxide with ... S/195/61/002/004/003/008
EO30/E585

J. Amer. Chem. Soc., 76, 1523, 1954; Ref. 3: S.W. Benson, A.E. Axworthy,
J. Chem. Phys., 26, 1718, 1957.

ASSOCIATION: Institut khimicheskoy fiziki AN SSSR
(Institute of Chemical Physics, AS USSR)

SUBMITTED: June 2, 1961



Card 3/3

KONDRAT'YEV, V.N., akademik

Elementary chemical processes. Priroda 51 no.4:42-47 Ap '62.
(MIRA 15:4)

(Chemistry, Physical and theoretical)

KONDRAT'YEV, V. N.

KONDRAT'YEV, V. N.

"On the Mechanism of Vibrational Energy Relaxation . "

presented at the Solvay Conference on the Transfer of
Energy in Gases in Brussels, Belgium, 5-10 Nov '62

Acad. Sci., USSR, Moscow

VEDENEYEV, Vladimir Ivanovich; GURVICH, Lev Veniaminovich; KONDRAT'YEV, Viktor Nikolayevich, akademik; MEDVEDEV, Vadim Andreyevich; FRANKEVICH, Yevgeniy Leonidovich; DRAGUNOV, E.S., red.; RYLINA, Yu.V., tekhn. red.

[Energies of chemical bond breaking. Ionization potentials and electron affinity]Energii razryva khimicheskikh svyazei. Potentsialy ionizatsii i sredstvo k elektronu; spravochnik. [By]V.I. Vedeneyev i dr. Moskva, Izd-vo Akad. nauk SSSR, 1962. 215 p.
(MIRA 16:2)

(Chemical bonds) (Ionization) (Chemical affinity)

KONDRAT'YEV, V.N., akademik

Rate constants of the thermal excitation of sodium in
sodium vapor mixtures with argon and nitrogen. Dokl. AN SSSR
153 no.5:1108-1110 D '63. (MIRA 17:1)

NIKITIN, Yevgeniy Yevgen'yevich KONDRAT'YEV, V.N., akademik, otv. red.;

[Modern theories of the thermal disintegration and
isomerization of molecules in the gaseous phase] Sov-
remennye teorii termicheskogo raspada i izomerizatsii
molekul v gazovoi faze. Moskva, Izd-vo "Nauka," 1964.
104 p. (MIRA 17:8)

KONDRAT'YEV, V. N.

"Determination of the rate constant for thermal cracking of methane by means of adiabatic compression and expansion."

report submitted to 10th Intl Symp on Combustion, Cambridge, UK, 17-21 Aug 64.

ACCESSION NR: AP4010049

S/0062/64/000/001/0166/0168

AUTHOR: Kondrat'yev, V. N.

TITLE: The importance of diffusion control in jet kinetics

SOURCE: AN SSSR. Izvestiya. Ser. khim., no. 1, 1964, 166-168

TOPIC TAGS: hydrogen atoms, oxygen atoms, atom diffusion, diffusion constant, continuity equation, linear destruction, atom destruction, jet kinetics, potassium chloride, carbon monoxide

ABSTRACT: Voyevodskiy and Kondrat'yev (Progress in Reaction Kinetics, p. 41, Pergamon Press, 1961) showed that failure to consider the diffusion factor in determining the speed constant of elementary chemical processes by the jet method of investigation may lead to considerable errors. It can be shown that substantial errors may also result from disregarding the diffusion of oxygen atoms in similar experiments with oxygen. According to the tests discussed in (3) (L. I. Avramenko and R. V. Kolesnikova, Journal of Chem. Phys. 31, 1196, 1959), the linear destruction of the oxygen atoms is determined by their adsorption on

Card 1/2

ACCESSION NR: AP4010049

the reactor walls and the following reaction: $O + O_2 + O_2 = O_3 + O_2$.
 The probable formula for the speed constant of that reaction, on the
 basis of Kaufman's figures (Progress in Reaction Kinetics, p. 1, Per-
 gamon Press, 1961), is

$$k_p = 1.17_4 \cdot 10^{-34} e^{\frac{700}{RT}} \text{ cm}^6 \cdot \text{molec}^{-2} \cdot \text{sec}^{-1},$$

where $k_p = 2.68 \cdot 10^{-34} \text{ cm}^6 \cdot \text{molec}^{-2} \cdot \text{sec}^{-1}$ corresponds to a tem-
 perature of 428 K. The experimental data produced by Avramenko and
 Molesnikova made it possible to determine the coefficient of oxygen
 atom adsorption on a glass surface covered with potassium chloride.
 Orig. art. has: 7 formulas.

ASSOCIATION: Institut khimicheskoy fiziki Akademii Nauk SSSR (Insti-
 tute of physical chemistry, Academy of Sciences, SSSR)

SUBMITTED: 28Jun63

DATE ACQ: 14Feb64

ENCL: 00

SUB CODE: EL, CH

NO REF SOV: 002

OTHER: 007

Card 2/2

KONDRAKOV, P.S.; GYDITSKO, S.L.

Determining mechanical characteristics of metal and bimetal
rope. Study no. 50:04-101 '54. (MIRA 18:4)

INTEZAROVA, Ye.I.; KONDRAT'YEV, V.N.; MUKHOYAN, M.Z.

Chemical relaxation in burnt gas. Kin. i kat. 5 no.4:585-591
Jl-ag '64. (MIRA 17:11)

1. Institut khimicheskoy fiziki AN SSSR.

KONDRATYEV, V.N. [Kondrat'yev, V.N.]

Modern tasks in the kinetics of gas reactions. Kem tud
kozl MTA 22 no.1:1-14 '64.

1. Member, Academy of Sciences of the U.S.S.R.

KONDRATYEV, V.N. [Kondrat'yev, V.N.], akademikus

Thermal formation of active centers in the radical oxidation reactions of organic substances. Kem tud.kozl MTA 22 no.2: 183-197 '64.

1. Academy of Sciences of the U.S.S.R.

ACCESSION NR: AP4016511

S/0020/64/154/005/1142/1144

AUTHORS: Balakhnin, V.P.; Gershenson, Yu. M.; Kondrat'yev, V.N.
(Academician); Nalbandyan, A.B.

TITLE: Discovering a free hydroxyl in a rarefied hydrogen flame
by the electron paramagnetic resonance method

SOURCE: AN SSSR. Doklady*, v. 154, no. 5, 1964, 1142-1144

TOPIC TAGS: hydrogen flame, rarefied flame, microwave spectrum,
hydroxyl, free hydroxyl, dipole, dipole transition, hydroxyl absorp-
tion, resonator, linear velocity, OH spectrum, OH absorption, atomic
oxygen, molecular oxygen

ABSTRACT: Studies made by Dousmanis, Radford and other researchers
revealed that the microwave spectrum of OH absorption is dependent
on electric dipole transitions, the intensity of which is consider-
ably greater than that of the ordinary electron paramagnetic reson-
ance lines brought about by the magnetic dipole transitions. It

Card 1/3

ACCESSION NR: AP4016511

follows that when the pressure in the flame of H_2 with O_2 is low, it is possible to detect the signals of paramagnetic absorption of a free hydroxyl; the discovery of OH is possible only when the particles are placed in the loop of an ultra-high frequency electric field. The reactor made for investigation purposes (from quartz) was designed in such a way that the absorbing cell filled the entire resonator and this made it possible to observe the spectrum determined by the electric and magnetic dipole transitions. It was found that the OH sign gradually rises with the increasing H_2 content and reaches a maximum when the latter amounts to 60%, while the H sign shows a sharper increase and reaches its maximum value at 70% H_2 . No signal of atomic oxygen was observed in our experiment as it was completely suppressed by the signal of molecular oxygen, the amplitude of which at a low temperature of the absorbing cells is considerably greater than the O signal. However, the O concentrations previously observed in H_2 -poor mixtures have been considerably greater (60-80 times) than the concentrations of atomic hydrogen.

Card 2/3

ACCESSION NR: AP4012972

S/0020/64/154/004/0883/0885

AUTHORS: Balakhnin, V.P.; Gershenzon, Yu. M.; Kondrat'yev, V.N.
(Academician); Nalbandyan, A.B.

TITLE: Measuring the concentrations of atomic oxygen and hydrogen
in a rarefied hydrogen flame by the method of electron para-
magnetic

SOURCE: AN SSSR. Doklady*, v. 154, no. 4, 1964, 883-885

TOPIC TAGS: elementary reaction, successive reaction, stoichio-
metry, stoichiometric mixture, resonator, atom concentration,
atomic oxygen, atomic hydrogen, rarefied flame, magnetic moment

ABSTRACT: This project relates to the finding of atomic oxygen and
the measurements of the concentration of O and H atoms in a rarefied
hydrogen flame by the spectra of the electron paramagnetic resonance.
The jet-type reactor used in the experiment was placed inside the
resonator which made it possible to determine the O and H atom con-
centrations in the combustion area. The project began with a study

Card 1/32

14618-65 EWT(1)/EWT(m)/EPA(sp)-2/EPF(c)/EWA(d)/EPA(w)-2/EBC(t)/EWP(t)/
Feb-10/Pr-4/Peb IJP(c) JD/na/EB/AT

ACCESSION NR: AP5010839

UR/0020/65/161/004/0886/0888

AUTHOR: Shvachko, V. I.; Nadykto, B. T.; Fogel', Ya. M.; Ganger, K. S.;
Korotkiy, V. N.

50
+8
B


TITLE: The use of secondary ion emission for investigation of corrosion processes
on the surface of steel

SOURCE: AN SSSR. Doklady, v. 161, no. 4, 1965, 886-888

DESCRIPTORS: secondary emission, steel surface oxidation, iron pentacarbonyl,
iron oxide, ferrous hydroxide, argon ion beam, steel corrosion

The article presents preliminary results of a study of the processes
occurring on the surface of steel during heating in a vacuum (5×10^{-6} mm Hg) and
in oxygen (1×10^{-4} mm Hg), carried out with the aid of secondary ionic emission.
The source of secondary ion emission was a steel strip $10 \times 4 \times 0.1$ mm containing
0.15% Mn, 0.28% Cr, 0.015% S and 0.01% C. The secondary beam was
accelerated to 20 keV. Curves for the intensity of the various
secondary ions versus the temperature of the steel strip are given. The formation

Card 1/3



KHARITON, Yu.B.; KONDRAT'YEV, V.N.; BOROVIK-POMANOV, A.S.; ZAVARITSKIY,
N.V.; MALKOV, M.P.; KHAYKIN, M.S.; SHARVIN, Yu.V.

Aleksandr Iosifovich Shal'nikov; on his 60th birthday. Usp.
fiz. nauk 87 no.1:171-172 S '65. (MIRA 18:9)

APPROVED ENT(M)/EPR(C)/EPR/ENP(J), PC-4/Pr-4/Is-4

ACCESSION NR: AP5010169

UR/0020/65/161/002/0392/0394

33
34
35

AUTHOR: Moin, F. B.; Kondrat'yev, V. N.

TITLE: Calculation of activation energy on the basis of the additivity principle. Hydrocarbon reactions

AN SSSR. Doklady, v. 161, no. 2, 1965, 392-394

DESCRIPTORS: activation energy, saturated molecule, additivity principle, bonding energy, hydrocarbon reaction

ABSTRACT: The potential energy of an activated complex may be regarded as an additive quantity consisting of the bonding energies of individual atoms. Analysis of numerous experimental findings on chemical kinetics shows that this principle can also be extended to the reactions of saturated molecules. This makes it possible to calculate the activation energies of the corresponding reactions. Thus the calculation of activation energy, previously derived by the author (F. B. Moin, Doklady Akademii nauk, 152, 1169 (1963)) can be generally applied to any chemical reaction.

Card 1/3

additive scheme for calculating the activation energy directly relates the reactivity of different molecules to their structure. An important aspect of this principle is that it ensures a simple and accurate calculation of the energy of extremely complex molecules.

Card 2/3

REF SOV: 001

ENCL: 00

SUB CODE: OC, MP

OTHER: 020

Card 3/3

llc

KONDRAT'YEV, V.N.

Loss of frame stability at various positions of the load system.
Trudy LIEI no.57:16-25 '65.

(MIRA 18:8)

USSR / ~~Approved for Release~~ General Problems
APPROVED FOR RELEASE: 06/19/2000 Q
CIA-RDP86-00513R000824220003-0

Abs Jour: Ref Zhur-Biol., No 5, 1958, 21425

Author : Kondrat'yev V. P.

Inst :

Title : Some Questions Relating to the Topography of the
Nerves of the Abdominal Wall of Cattle (Nekotoryye
voprosy topografii nervov bryushnoy stenki krupnogo
rogatogo skota).

Orig Pub: Sb. stud. rabot. Mosk. tekhnol. in-t myas. i moloch.
prom-sti, 1956, vyp. 4, 100-103

Abstract: A study of 4 cadavers of cattle revealed that the
cutaneous dorsal nerves at the level of the extremi-
ties of the transverse costal processes of lumbar
vertebrae are not situated subcutaneously but intra-
muscularly or directly on the above processes. The
ventral (caudal) thoracic nerve is situated directly

S/076/61/035/003/021/023
B121/B206

AUTHORS: Kondrat'yev, V. P. and Gorbachev, S. V.

TITLE: Procedure and apparatus for measurements of electrical conductivity and polarization potentials in electrolysis of aqueous solutions at high temperatures

PERIODICAL: Zhurnal fizicheskoy khimii, v. 35, no. 3, 1961, 671-676

TEXT: According to the principle of maintaining constant the composition of the solution to be investigated, the authors designed an electrolytic cell for use in determining the electrical conductivity. The cell for electrolysis and measurement of electrode polarization consists of 3 parts: an inversely U-shaped electrolysis vessel made of quartz with 2 sealed in platinum electrodes, a cell with the reference electrode, and a stopper which simultaneously acts as key switch. The cell used to determine the electrical conductivity contains no cell with a reference electrode. When conducting the electrolysis, the cell is put into an autoclave of 1.5 l capacity. The autoclave is made of stainless chrome-nickel steel of the type 1X18M9T (ЭЯ-1Т) (1Kh18N9T (EYa-1T)). In the investigation of the electrical con-

Card 1/3

Procedure and ...

S/076/61/035/003/021/023
B121/B206

ductivity, the temperature is determined with an accuracy of $\pm 0.25^{\circ}\text{C}$, and in the electrolysis with an accuracy of $\pm 1^{\circ}\text{C}$. The autoclave has an outside diameter of 130 mm, an inside diameter of 80 mm, and withstands hydraulic pressures of up to 501 kg/cm^2 and temperatures of 340°C and more. The autoclave is sealed by conic connections of the metal-metal type. The temperature is measured by a Chromel-Alumel thermocouple which is placed in a protective tube with diffusion oil of the "A" type. The design of the autoclave used to determine the electrical conductivity and of the heater of the autoclave is similar to that described by I. M. Rodnyanskiy and I. S. Galinker (Ref. 3: I. M. Rodnyanskiy, I. S. Galinker, Dokl. AN SSSR, 105, 1955; Ref. 4: I. M. Rodnyanskiy, Dissertatsiya, Khar'kov, 1954); only the temperature measurement and electric supply lines are different. The electrical conductivity of 1 M KCl solutions was investigated. The method proposed permits the determination of the electrical conductivity at a constant composition of the solutions to be investigated and at increasing or constant temperature, but not on a quick temperature decrease. A method for determining the potentials in aqueous solutions at high temperatures was proposed. V. A. Mil'chev (Ref. 9: Izv. Vuz. MVO SSSR (Khim.), no. 2, 114, 1958; Ref. 10: Dissertatsiya, Moskva, 1958) and N. Larionov (Ref. 13:

Card 2/3

Procedure and ...

S/076/61/035/003/021/023
B121/B206

Dissertatsiya, MOPI, 1951) are mentioned in connection with the design of the electrolytic cell. There are 5 figures and 18 references: 10 Soviet-bloc and 8 non-Soviet-bloc. The four references to English-language publications read as follows: M. H. Lietzke and R. W. Stoughton, J. Amer. Chem. Soc., 75, 5226, 1953; M. H. Lietzke, J. V. Vanghen, J. Amer. Chem. Soc., 77, 876, 1955; S. Senderoff, A. Brenner, J. Electrochem. Soc., 97, 361, 1950; J. N. Ager, W. G. Breck, Nature, 175, 298, 1955.

ASSOCIATION: Khimiko-tekhnologicheskii institut im. D. I. Mendeleeva
(Institute of Chemical Technology imeni D. I. Mendeleev)

SUBMITTED: September 6, 1960

Card 3/3

GORBACHEV, S.V.; KONDRAT'YEV, V.P.

Specific electric conductivity of potassium chloride aqueous
solutions at high temperatures. Zhur.fiz.khim. 35 no.6:1235-1239
Je '61. (MIRA 14:7)

1. Khimiko-tekhnologicheskly institut imeni D.I.Mendeleyava.
(Potassium chloride) (Electric conductivity)

28296

S/076/61/035/010/015/015
B106/B110

AUTHORS: Gorbachev, S. V., and Kondrat'yev, V. P.

TITLE: Electrolysis in aqueous solutions at high temperatures

PERIODICAL: Zhurnal fizicheskoy khimii, v. 35, no. 10, 1961, 2400 - 2401

TEXT: The kinetics of electroodic processes in systems with concentration and chemical polarizations was studied by plotting the polarization curves in the temperature range of 25 - 300°C. Electrolysis was performed in a quartz cell according to a method previously described (Ref. 1: V. P. Kondrat'yev i S. V. Gorbachev. Zh. fiz. khimii, 35, 671, 1961). The equipotentials of the logarithm of the electrode reaction rate as a function of the reciprocal absolute temperature were found to be characterized in many cases by curves with a maximum in the temperature range of 220 - 270°C. Fig. 1 shows the curves $\log i = f(1/T)$ of the cathodic deposition of silver from its bromide complex in an electrolyte of the following composition: 0.04 m AgBr, 4.5 m KBr (m - molarity). It may be seen that the acceleration of the cathodic deposition of silver decreases more and more with rising temperature, until a maximum value is attained at a

Card 1/5

Electrolysis in aqueous...

28296 S/076/61/035/010/015/015
B106/B110

certain temperature. Further rise in temperature does no longer accelerate the process but retards it. Similar curves are known to characterize also the electrical conductivity of solutions of strong electrolytes (Ref. 2: A. A. Noyes, W. D. Coolidge, Z. phys. Chem., 46, 323, 1903). This phenomenon is apparently mainly due to an association of ions at high temperatures, since aqueous solutions of strong electrolytes having a density of $< 0.7 \text{ g/cm}^3$ exhibit the properties of solutions of medium or even weak electrolytes (Ref. 3: E. U. Frank, Z. phys. Chem., 8, 92, 107, 192, 1956). Also the increase of the hydration number of ions at high temperatures, which was found by I. M. Rodnyanskiy and I. S. Galinker (Ref. 4: Zap. Khar'k. s.-kh. in-ta, 14, 43, 1957; Tr. Khar'k. otd. VKhO im. D. I. Mendeleyeva, 1, 135, 1958), as well as the decrease of volume concentration of the electrolyte probably play an important part in the formation of the maximum of the curves $\log i = f(1/T)$. The total increase of the rate of cathodic deposition of silver with rising temperature is not high. The maximum rate is about a little more than five times the rate at room temperature. The effective activation energy determined from the initial part of the curve $\log i = f(1/T)$ is 3080 cal/mole, which may be regarded as a limiting stage of the transport process of the substance.

Card 2/5

28296

S/076/61/035/010/015/015
B106/B110

Electrolysis in aqueous...

The polarization curves in the cathodic deposition of nickel from a solution with 0.1 m $\text{Ni}(\text{H}_3\text{C}_2\text{O}_2)_2$ and 2 m $\text{H}(\text{H}_3\text{C}_2\text{O}_2)$ could be plotted only up to 270°C, since nickel hydroxide precipitates at higher temperatures owing to hydrolysis. Fig. 2 shows the corresponding equipotentials which are also curves with a maximum. The ascent of the initial, linear sections of the curves decreases with increasing polarization potential (equipotentials 0.6; 0.8; 1.0 v), which indicates the occurrence of chemical polarization. It may be seen from Fig. 2 that the rate of the process at a polarization of 0.2 v increases by about three orders of magnitude, when the temperature rises from 25 to 240°C. This effect of temperature on the rate of an electrochemical reaction with high activation energy is comparable with the effect of a catalyst. [Abstracter's note: Complete translation.] There are 2 figures and 4 references: 2 Soviet and 2 non-Soviet.

ASSOCIATION: Khimiko-tekhnologicheskii institut im. D. I. Mendeleeva
(Institute of Chemical Technology imeni D. I. Mendeleev)

SUBMITTED: April 26, 1961

Card 3/5

GORBACHEV, S.V.; KONDRAT'YEV, V.P. (Moscow)

Electrolysis in aqueous solutions at high temperatures. Zhur.fiz.khim.
36 no.10:2162-2168 O '62. (MIRA 17:4)

1. Khimiko-tekhnologicheskii institut imeni Mendeleeva.

S/076/63/037/001/011/029
B101/B186

AUTHORS:

Kondrat'yev, V. P., Nikich, V. I. (Moscow)

TITLE:

Electrical conductivity of aqueous solutions of alkaline earth chlorides at high temperatures

PERIODICAL: Zhurnal fizicheskoy khimii, v. 37, no. 1, 1963, 100-105

TEXT: The data on the electrical conductivity κ of aqueous solutions of $MgCl_2$, $CaCl_2$, and $SrCl_2$ in molal concentrations of 0.05 - 1.0 m and 0.5 m $BaCl_2$ at 25 - 300°C, which so far have not been published, were calculated and are here tabulated. At rising temperature κ was found to pass a maximum. $\kappa = Ac^k \exp [B(T_{max} - T)^2/T]$, where c is the molal concentration, and A , B , k are empirical constants, is valid in the above range of temperatures and concentrations. The occurrence of κ_{max} at a certain temperature is explained by the assumption that the dissociation of the electrolytes decreases as the temperature increases. At lower temperatures the salts are completely dissociated, their κ depends on the

Card 1/2

Electrical conductivity of aqueous ...

S/076/63/037/001/011/029
B101/B186

radius of the solvated ion, i. e. on its mobility, and forms the sequence $Mg^{2+} < Ca^{2+} < Sr^{2+} < Ba^{2+}$. The mobility increases and the amount of the dissociated ion decreases as the temperature rises. Hence, κ_{max} occurs at a certain temperature. Besides, hydrolysis takes place at high temperatures causing the appearance of highly mobile H^+ ions. The sequence $MgCl_2 > CaCl_2 > SrCl_2 > BaCl_2$ holds for κ at 0.05 m, owing to the different tendency of the studied alkaline earth compounds to hydrolyze. There are 6 figures and 4 tables.

ASSOCIATION: Moskovskiy khimiko-tekhnologicheskii institut im. D. I. Mendeleeva (Moscow Institute of Chemical Technology imeni D. I. Mendeleev)

SUBMITTED:

September 27, 1961

GORBACHEV, S.V.; KONDRAT'YEV, V.P.

Electrolysis in aqueous solutions at high temperatures. Part 2.
Zhur. fiz. khim. 38 no.6:1557-1563 Je '64.

(MIRA 18:3)

1. Khimiko-tekhnologicheskii institut imeni Mendeleeva, Moskva.

KONDRAT'YEV, V.P., mladshiy nauchnyy sotrudnik

Participation of sheep dogs, vigrant and rural dogs in carrying
larval cestodiasis among farm animals of Kurgan Province.
Trudy VIGIS 11:84-88 '64. (MIRA 18:12)

KONDRAT'YEV, V.P.; GORBACHEV, S.V.

Conductance of aqueous solutions at high temperatures. Zhur.
fiz.khim. 39 no.11:2753-2756 N '65.

(MIRA 18:12)

1. Moskovskiy khimiko-tekhnologicheskii institut imeni D.I.
Mendeleeva.

KODOLOVA, I.M.; KONDRAT'YEV, V.S. (Moskva)

Method of fluorescence microscopy in the study of chronic
nonsepecific inflammatory processes in the lungs. Arkh.
pat. 27 no.9:22-27 '65. (MIRA 18:12)

1. Kafedra patologicheskoy anatomii (zav.- chlen-korrespondent
AMN SSSR prof. A.I. Strukov) I Moskovskogo ordena Lenina medi-
tsinskogo instituta imeni I.M. Sechenova. Submitted December 24,
1963.

KONDRAT'YEV, V. S.

Cand Vet Sci - (diss) "Methods of obtaining, several physico-chemical properties, morphological state of lymph, and characteristics of lymph flow in horned cattle." Tartu, 1961. 21 pp; (Ministry of Agriculture Estonian SSR, Estonian Agricultural Academy); 300 copies; price not given; (KL, 6-61 sup, 234)

KONDRAT'YEV, V.V. (Moskva)

Congenital clubfoot and principles of treatment in infants. Fel'd.
i akush. 21 no.4:18-21 Ap '56. (MLRA 9:8)
(FOOT--ABNORMALITIES AND DEFORMITIES)

KURASHOV, Sergey Vladimirovich; KONDRAT'YEV, V.V., red.; PARAKHINA,
N.L., tekhn. red.

[Hospital care has reached a new stage] Bol'nichnaia pomoshch'
na novom stape. Moskva, Medgiz, 78 p. (MIRA 16:3)
(HOSPITALS)

KONDRAT'YEV, V. V.

99-5-4/11

AUTHOR: Beglyarov, S.A., Engineer, Gankin, M.Z., Candidate of Mechanical Sciences, Kondrat'yev, V.V., Engineer

TITLE: Selection of Type for Drainage Canal Pumping Stations
(Tipovoye proyektirovaniye meliorativnykh nasosnykh stantsiy na kanalakh)

PERIODICAL: Gidrotehnika i Melioratsiya, 1957, # 5, p 23-32 (USSR)

ABSTRACT: In 1955 and 1956 the USSR Ministry of Agriculture selected 11 types of pumping stations for irrigation systems, and 2 types for drainage systems. The capacities of the pumps ranged from 100 liter/sec to 6 cu m/sec with manometric pressures up to 30 m, to be installed at canals with variations of water levels up to 2 m. For pumps with up to 150 kw power input, asynchronous, squirrel cage motors of the series "A", "AQ" and "TAM-6" for vertical and horizontal assembly were used; for pumps with a power input of 150 - 300 kw synchronous low-voltage motors of the type "DC", and for pumps with a power input exceeding 300 kw high voltage motors (6,000 v) of the types "DC" and "MC" were used. Giprovodkhoz endeavored to standardize as much as possible the construction of the pumping units as well as their components. In 1957, development of 8 new types of pumping stations, of which 7 are to serve for irrigation, and 1 for drainage

Card 1/3

development of various types of buildings, special attention was paid to the use of prefabricated reinforced concrete structural parts and prefabricated reinforced concrete pipes. The buildings of the

Card 2/3

Selection of Type for Drainage Canal Pumping Stations

99-5-4/11

chamber type are designed either as monolithic or prefabricated reinforced concrete constructions. The buildings of the water-conducting type are of more simple construction, without complex and expensive underground chambers. The walls are supported by quarry stone-concrete prefabricated foundations.

This article contains 6 figures and 1 table.

ASSOCIATION: State Planning Institute for Water Supply Installations
(Gosudarstvennyy institut po proyektirovaniyu vodokhozyaystvennykh ob'yektov - Giprovodkhoz)

AVAILABLE: Library of Congress

Card 3/3

SITKOVSKIY, P.A.; KOMAROV, G.V.; BRUSENTSEV, V.F.; KREMENETSKIY, N.N.;
MAMAYEV, M.G., kand.tekhn.nauk; SMIRNOV, A.V., kand.tekhn.nauk;
APANAS'YEV, I.V.; VOLOD'KO, I.F., kand.tekhn.nauk; BEGLYAROV, S.A.;
KONDRAT'YEV, V.V.; KARLINSKAYA, M.I.; NIKOLAYEV, M.I., kand.tekhn.
nauk; DOROKHOV, S.M.; PISHCHUROV, P.V.; KLIMENTOVA, A.V.; ROZENBLAT,
Zh.I.; FANDEYEV, V.V., kand.tekhn.nauk; KULIKOV, P.Ye.; SHIMANOVICH,
S.V.; DELITSIN, M.V., retsenzent; BRAUDE, I.D., retsenzent; BARYSHIN,
A.M.; retsenzent; GRIGORYANTS, A.S., retsenzent; IGNATYUK, G.L.,
retsenzent; KALABUGIN, A.Ya., retsenzent; KREMENETSKIY, N.D.,
retsenzent; POPOV, K.V., retsenzent; ORLOVA, V.P., red.; LETNEV,
V.Ya., red.; SOKOLOVA, N.N., tekhn.red.; FEDOTOVA, A.F., tekhn.red.

[Handbook for hydraulic and agricultural engineers] Spravochnik
gidrotekhnika melioratora. Moskva, Gos.izd-vo sel'khoz.lit-ry,
1958. 766 p. (MIRA 12:3)

(Hydraulic engineering)

(Agricultural engineering)

BOLOTIN, B.I., insh.; KONDRAT'YEV, V.V., insh.

Drainage in railroad yards. Zhel.dor.transp. 40 no.10:58 0 '58.
(MIRA 11:12)

(Drainage) (Railroads--Yards)

KONDRAT'YEV, V.V., inzh.

On adjacent track divisions. Put' i put.khoz. 4 no.10:3-4 0
'60. (MIRA 13:9)

(Railroads--Labor productivity)

BEGLYAROV, S.A., inzh.; KONDRAT'YEV, V.V.), inzh.

From practices in the design and use of large floating pumping
stations. Gidr. i mel. 14 no.12:18-32 D '62. (MIRA 16:5)

1. Vsesoyuzny gosudarstvennyy proyektno-izyskatel'akiy i nauchno-
issledovatel'skiy institut Ministerstva Vel'skogo khozyaystva SSSR.
(Pumping stations)

KONDRAT'YEV, V.V., inzh.; KROL', E.G., inzh. Prinimal' uchastiye
BEGLYAROV, S.A., inzh.

[Instructions for designing irrigation pumping stations]
Ukazaniia po proektirovaniu irrigatsionnykh nasosnykh
stantsii. Moskva, Pt.1. 1963. 122 p. (MIRA 18:4)

1. Moscow. Vsesoyuznyy nauchno-issledovatel'skiy i proyektno-
izyskatel'skiy institut Giprovodkhoz.

ANOKHIN, A.A., inzh.; ISAYEV, A.G., mashinist-instruktor; KONDRAT'YEV, Ya.M.; KRYUCHKOVA, V.K.; MOKHOVA, Ye.S., pensioner; SEREBRYAKOV, A.P., pensioner; SIDEL'NIKOV, V.M.; SOKOLOVA, Ye., red.; YEGOROVA, I., tekhn.red.

[This is how it was; from the first Communist Saturday to the first Communist labor unit] Kak eto bylo; ot pervogo kommunisticheskogo subbotnika k pervomu kollektivu kommunisticheskogo truda. Moskva, Mosk.rabochii, 1959. 110 p. (MIRA 12:7)

1. Rabotniki depo Moskva-Sortirovochnaya, Moskovsko-Ryazanskoy zheleznoy dorogi (all except Sokolova, Yegorova). 2. Zaveduyushchaya kabinetom politicheskogo prosveshcheniya depo Moskva-Sortirovochnaya, Moskovsko-Ryazanskoy zheleznoy dorogi (for Kryuchkova).

(Railroads--Employees)

KONDRAT' YEV, Ya. M.

KONDRAT' YEV, Ya. M., byvshiy mashinist, uchastnik pervogo kommunisticheskogo subbotnika, chlen Kommunisticheskoy Partii Sovetskogo Soyuza.

Those who began the great undertaking. Elek. i tepl. tiaga no.11:
15-17 N '57. (MLBA 10:11)

1. Depo Moskva-Sortirovochnaya.
(Russia--Revolution, 1917-1921)

KONDRAT'YEV, Ye.D., kand.tekhn.nauk, dots.

Distribution of residual stresses in a steel cylinder caused
by the heating of a longitudinal strip. Izv.vys.ucheb.zav.;
mashinostr. no.5:56-64 '58. (MIRA 12:5)

1. Taganrogskiy radiotekhnicheskii institut.
(Thermal stresses)

KONDRAT'YEV, Ya. D.

Remodeled IP-2 machine for testing relaxation. Zav.lab. 26 no.3:
373 '60. (MIRA 13:6)


1. Taganrogskiy zavod "Krasnyy kotel'shchik".
(Testing machines)
(Strains and stresses)

AUTHOR: Kondrat'yev, Ye. D.

S/032/60/036/03/053/064
B010/B117

TITLE: New Construction of the Machine of the Type IP-2[†] Used to Test Relaxation

PERIODICAL: Zavodskaya laboratoriya, 1960, Vol 36, Nr 3, p 373 (USSR)

TEXT: The machine of the type IP-2 of the TsNIITMASH generally used for creep tests has been modified in order to perform relaxation tests of steel subjected to elongation. The new construction is based, in principle, on the fact that (Fig) the load was removed from the load lever, and connected with an annular dynamometer. The sample is loaded by means of a screw-thread mechanism, deformation being read with an indicator, and load with the indicator of the dynamometer. The constant deformation required is attained by adding additional weights, the additional load (corresponding to damping of the relaxation process) being slowly increased in an interval ranging from some minutes to one hour. There is 1 figure. 

ASSOCIATION: Taganrogskiy zavod "Krasnyy kotel'shchik" (Taganrog Plant "Red Boiler Attendant")

Card 1/1

AUTHOR: Kondrat'yev, Ye. D.

S/032/60/036/03/053/064
B010/B117

TITLE: New Construction of the Machine of the Type IP-2 Used to Test Relaxation

PERIODICAL: Zavodskaya laboratoriya, 1960, Vol 36, Nr 3, p 373 (USSR)

TEXT: The machine of the type IP-2 of the TsNIITMASH generally used for creep tests has been modified in order to perform relaxation tests of steel subjected to elongation. The new construction is based, in principle, on the fact that (Fig) the load was removed from the load lever, and connected with an annular dynamometer. The sample is loaded by means of a screw-thread mechanism, deformation being read with an indicator, and load with the indicator of the dynamometer. The constant deformation required is attained by adding additional weights, the additional load (corresponding to damping of the relaxation process) being slowly increased in an interval ranging from some minutes to one hour. There is 1 figure.

ASSOCIATION: Taganrogskiy zavod "Krasnyy kotel'shchik" (Taganrog Plant "Red Boiler Attendant")

Card 1/1

18.3200

78040
SOV/130-60-3-9/23.

AUTHORS: Kondrat'yev, Ye. M., Perebeynos, V. F.

TITLE: Design Improvement of Open-Hearth Roof Suspension

PERIODICAL: Metallurg, 1960,⁵ Nr 3, pp 13-14 (USSR)

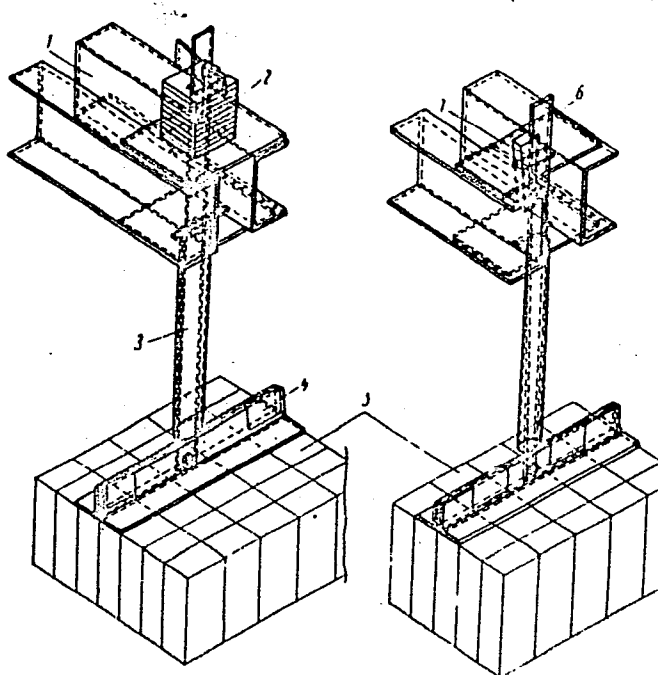
ABSTRACT: In the open-hearth shops of the Stalino Metallurgical Plant (Stalinskiy metallurgicheskiy zavod) a new design of roof suspension was developed (Fig. 1). The authors suggested changing the old suspension unit. Two wedges working on the self-wedging principle and protecting the roof from sagging are shown in Fig. 2. On the basis of long operation, the following advantages were established: (1) The initial fastening of the roof is made after hammering out the supporting forms before primary heating. (2) There is no need for intermediate fastening of the roof during operation between repairs. (3) Considerable economy in hangers and wedges is achieved due to repeated use of them after general overhauling. There are 2 figures.

Gard 1/4

Stalino Metallurgical Plant,

Design Improvement of Open-Hearth Roof
Suspension

78040
SOV/130-60-3-9/23



Card 2/4

Fig. 1.

Design Improvement of Open-Hearth Roof Suspension 78040
SOV/130-60-3-9/23

Fig. 1. Suspended structure of roof supports (left--old design; right--new design). (1) cross channel; (2) lining block; (3) distance tube; (4) supporting angles; (5) roof; (6) wedge-shaped hanger; (7) tightening wedge with a slot.




Fig. 2. Diagram of wedge action.

Card 3/4

MOYSEYEVICH, G.I.; KONDRAT'YEV, Ye.M.

Improving the burner flame in the combustion chamber. Metallurg
6 no.2:20-22 F '61. (MIRA 14:1)

1. Stalinskiy metallurgicheskiy zavod.
(Open-hearth furnaces—Design and construction)

ANDON'YEV, S.M.; GLAZKOV, P.G. [deceased]; KUCHIN, V.A.; KONDRAT'YEV, Ye.M.;
LEVITASOV, Ya.M.; MAKAROV, K.I.; PANKRATOV, F.V.; PEVNYI, N.I.;
POKRAS, L.M.; POCHTMAN, A.M.; TESNER, P.A.; SHEYNFAYN, F.I.;
SHKLYAR, T.I.; Primali uchastiye: BERMAN, M.N.; VARFALOMEYEV,
F.L.; ROBIN, M.A.; MOYSIYEVICH, G.I.; SAPIRO, V.S.; ALEKSEYEV,
L.M.; POPOVA, R.S.

Heating Martin furnaces with natural gas using reformers.

Gaz. prom. 9 no.11:14-17 '64.

(MIRA 17:12)

COUNTRY	:USSR	KONDRAT'YEV, E. N.	T
CATEGORY	:Human and Animal Physiology, Circulation		
ABS. JOUR.	: RZhBiol., No. 5 1959, No. 22097		
AUTHOR	:Kondrat'ev, E.N.		
INST.	:--		
TITLE	:Evaluation of human plethismographic data.		
ORIG. PUB.	:Byul. eksperim. biol. i med., 1957, No. 1, supplement, 54--57		
ABSTRACT	: The air-plethismogram of a finger was recorded photometrically, and at the same time time movements of the finger were observed by means of an elastic powdered-carbon reostat, one end of which was fastened to a glass tip attached to a phalanx of the toe, the other to a finger. Respiration was recorded by means of an adjustable laryngophone capsule attached to the subject's chest. During the examination of 22 patients, involuntary movements of the finger were observed as well as deep inspirations, which were reflected in the		
Card:	1/2		
T-51			

KONDRAT'YEV, Ye.N. (Moskva)

Volumetric changes in the blood supply to the finger of the resting hand in man after an increase in the load on the other hand. *Biul. eksp. biol. i med.* 49 no. 5:15-20 My '60.
(MIRA 13:12)

1. *Predstavlena deystvitel'nym chlenom AMN SSSR A.I. Nesterovym.*
(FINGERS—BLOOD SUPPLY)

PYATIGORSKIY, M.G., dotsent, kand. tekhn. nauk; KONDRAT'YEV, Ye.I., Inzh.


Effect of various methods of heat treatment on the plasticity of
Sv. OSG2S steel during drawing. Stal' 24 no.9:848-850 S '67
(MIRA 17:10)

1. Volgogradskiy sel'skokhozyaystvennyy Institut.

KOZLOV, K.K.; KONDRAT'YEV, Ye.T.; MELIKHOV, I.S.

Intermediate transformation of austenite. Metalloved. i term.
obr. met. no.4:8-10 Ap '65. (MIRA 18:6)

1. Volgogradskiy zavod "Krasnyy Oktyabr'" i Volgogradskiy
sel'skokhozyaystvennyy institut.



PROCESSES AND PROPERTIES INDEX

21

ca

Iron humate. R. V. Kondrat'ev and I. M. Vener. *Khim. Tsvetok Toplen* 9, 219-24(1936).—The humic acid used in the investigation contained: C 54.20, H 5.19, N 4.70 and OCH₃ 2.23%. The Fe humates were prepd. by (1) pptg. the neutral humate soln. of Na with the aq. soln. of salts of ferrous or ferric oxide and changing the proportions of the latter; (2) shaking the humic acid with FeCl₃; (3) shaking the humic acid with an aq. soln. of FeCl₃. The amt. of Fe which combined with the humic acid fluctuated up to 10% and more. Const. results were obtained by washing the humate with hot H₂O to a complete disappearance of the reaction with FeCNS. In the Fe humate, each hydroxyl combines with about 8 g. Fe. Apparently, 1 atom Fe combines with 1 mol. of humic acid. The presence of ferrous Fe accelerates the oxidation of the humic acid considerably over that with ferric Fe. The humates obtained by both types of Fe salts are equiv. in their oxidation ability, which increases with the increase of Fe in the humate. The intensity of the oxidation of the humate depends only upon the chemically combined Fe and is not affected by the total amt. of Fe present as admixt.

A. A. Bochtlingk

ASS. S.S.A. METALLURGICAL LITERATURE CLASSIFICATION

REGION DIVISION

SECTION

REMARKS

1ST AND 2ND ORDERS

PROCESSES AND PROPERTIES INDEX

1ST AND 2ND ORDERS

ca

21

Changes of the chemical composition of peat in self-heating. *I. V. Kuznetsov and S. K. Kutulev. Khim. Tverogo Topiva 6, 401-3 (1955).* -On heating of peat under artificial conditions or in stacks, there is a decrease in the content of the carbohydrate complex of the peat, as well as of its residue which is a mixt. of lignin with humic substances, insol. in caustic at ordinary temp. In the first stage of heating (below 85°) bitumens sol. in EtOH-C₆H₆ mixt., and humic acids increase. A. A. Bochtinsk

above 200°.

ASB-31A METALLURGICAL LITERATURE CLASSIFICATION

1ST AND 2ND ORDERS

1ST AND 2ND ORDERS

1ST AND 2ND ORDERS PROCESSES AND PROPERTIES INDEX 3RD AND 4TH ORDERS

ca *21*

Change of the chemical nature of peat and wood constituents under the action of microorganisms in a self-heating pile. E. V. Kondrat'ev. *Khim. Tverdogo Topliva* 6, 447-61(1937).--Changes in the bitumen humic acids and lignin content of peat and wood were investigated. The work proved the oxidative character of the process in the peat and established its independence of the chem. nature of the humic acids and lignin. Twenty-one references. A. A. Podrovay

COMMON ELEMENTS SPECIAL INDEXES CHECKED VARIATION INDEX

ASB-SLA METALLURGICAL LITERATURE CLASSIFICATION

GROUP SUBGROUP SECTION SECTION

1 2 3 4 5 6 7 8 9 10 11 12 13 14 15 16 17 18 19 20 21 22 23 24 25 26 27 28 29 30 31 32 33 34 35 36 37 38 39 40 41 42 43 44 45 46 47 48 49 50 51 52 53 54 55 56 57 58 59 60 61 62 63 64 65 66 67 68 69 70 71 72 73 74 75 76 77 78 79 80 81 82 83 84 85 86 87 88 89 90 91 92 93 94 95 96 97 98 99 100

PROCESSES AND PROPERTIES INDEX

B-I-2

PSC

Humic acids. I. Methods of separation and identification.
 E. V. Kondratov and A. P. Sacharov (*J. Appl. Chem. Russ.*,
 1966, 39, 796-1784).—Oxidation of humic acids and lignin
 takes place during drying of peat, and in particular during
 extraction with 20% aq. NaOH. Determination of the OH
 content of peat humic acids by the titration method may for
 this reason give high results, owing to formation of new
 CO₂H groups. More trustworthy results are given by methyl-
 ation with Me₂SO, in 20% NaOH, followed by redetermi-
 nation of OH groups. Methylation with CH₃N₃ shows that
 both the OH and the CO₂H contents rise after treatment
 with 20% NaOH. H. T.

ASB-SLZ METALLURGICAL LITERATURE CLASSIFICATION

1	2	3	4	5	6	7	8	9	10	11	12	13	14	15	16	17	18	19	20	21	22	23	24	25	26	27	28	29	30	31	32	33	34	35	36	37	38	39	40	41	42	43	44	45	46	47	48	49	50
---	---	---	---	---	---	---	---	---	----	----	----	----	----	----	----	----	----	----	----	----	----	----	----	----	----	----	----	----	----	----	----	----	----	----	----	----	----	----	----	----	----	----	----	----	----	----	----	----	----

1ST AND 2ND ORDERS 3RD AND 4TH ORDERS

PROCESSES AND PROPERTIES INDEX

10

ca

Humic acids. 1. Hymatomelanic acid. V. V. Kott: *Trudy. J. Applied Chem. (U. S. S. R.)* 19, 1878-84 (in French, 1944) (1940); cf. C. A. 38, 3213P. — The following hymatomelanic acids were found in various samples of peat and cellulose. $C_{12}H_{10}O_5[(OMe)(CO_2H)(OH)_2(OH)]$; $C_{12}H_{10}O_5[(OMe)(CO_2H)(OH)(OH)]$; $C_{12}H_{10}O_5[(OMe)(CO_2H)(OH)_2(OH)]$; $C_{12}H_{10}O_5[(OMe)(CO_2H)(OH)(OH)]$; $C_{12}H_{10}O_5[(OMe)(CO_2H)(OH)_2(OH)]$. Hymatomelanic acids have the same origin as the humic acids and lignin and in their structure they are more closely related to lignin. They are formed from lignin by demethylation and formation of a new carboxyl group. However, both these processes are very slow. 14 references. A. A. R.

ASAC-51A METALLURGICAL LITERATURE CLASSIFICATION

FROM DIVISION FROM DIVISION

1ST AND 2ND ORDERS 3RD AND 4TH ORDERS

8A

21

The chemistry of peat formers. I. Dioxane lignin. V. Koudrat'ev (Moscow Peat Inst.), *Zh. Prikl. Khim.* (J. Applied Chem.) 22, 781 (1949). The matter freed of fractions sol. in C_6H_6 and boiling H_2O and dried to const. wt. was extd. with dioxane (b. 101-2°) by refluxing on a boiling H_2O bath in the presence of 0.12% HCl (based on the wt. of dioxane). The extn. was repeated twice with 10 times as much dioxane as org. matter by wt. The ext. was filtered, concd. to 1/4 vol., and poured into an excess of Et_2O or H_2O ; thus 3 fractions are obtained: (a) that which is sol. in dioxane and is pptd. by Et_2O or H_2O , crude lignin; (b) that which is insol. in dioxane; and (c) that which is sol. in dioxane and is not pptd. by Et_2O or H_2O . Two mosses, *Drepanocladus virginicus* and *Sphagnum subbidlor*, were found to contain no lignin, while liginous pine and *Eriophorum vaginatum* were found to contain 34 and 30% lignin, resp., relative to the unhydrolyzed liginous residue. The portion which was insol. in dioxane was complex.

Paul W. Howerton

1957

PA 67/49T63

KONDRAT'YEV, YE. V.

USSR/Chemistry - Bryophytes, Oxidation. Aug 49
Sphagnum, Oxidation

"Oxidation of Green Bryophyta and Sphagnum With Hydrogen Peroxide," Ye. V. Kondrat'yev, Chair of Gen Chem, Moscow Med Inst, 4 1/2 pp

"Zhur Prikl Khim" Vol XXII, No 8

Following the elimination of hemicellulose, a 15% solution of H₂O₂ at room temperature oxidizes almost all substances contained in the Drepanocladus vernicosus and sphagnum, subcolor to form mineral concentrated acid lignin residues. The greater part of these products are soluble, and from them

67/49T63

USSR/Chemistry - Bryophytes, Oxidation Aug 49
(Contd)

xyloic, gluconic, and another (apparently uronic) acids are obtained. The insoluble products which can be hydrolyzed by dilute HCl, contain reducing substances. Aromatic compounds are in evidence among the products of oxidation. These results confirm data obtained by the dioxane method. Submitted 5 Aug 48.

67/49T63

11D

CA

Hemicelluloses of some plant materials and their changes during peat-formation process. B. V. Kondrat'ev and M. A. Golubyatnikova (Moscow Peat Inst.: *Zh. Priklad. Khim.* (J. Applied Chem.) 22, 1002-7(1949).—Hemicelluloses of *Sphagnum medium* and *Eriophorum vaginatum* were examd. These were isolated by CaH_2 leaching, followed by heating the residues with 5% HCl 2.5 hrs. on a steam bath. The resulting hydrolyzates were neutralized with Na_2CO_3 , concd. *in vacuo*, and treated with basic Pb acetate; the filtrates were examd. for specific reducing substances, as follows: *Sphagnum* product contained uronic acids 50.27, pentoses 16.59 and fructose 22.43%, as well as glucose 1.32, mannose 1.71, galactose 1.13; the *Eriophorum* product contained uronic acids 18, pentoses 70.3, fructose 8.17, glucose 0.2, mannose 0.56, galactose 0.4%. Examn. of peat samples selected from varying depths showed that the chem. compn. does not primarily relate to the depth of the deposit; thus the lowest carbohydrate level is found at 1.75-2.0 m. depth, although the particular sample studied contained a low amt. (45%) of *Sphagnum* product. The extent of decompn. also det. the carbohydrate content: uronic acids decline rapidly when peat formation commences; fructose also drops sharply, but other carbohydrates suffer but little change. Hence, the polyuronic complex and hemicelluloses based on fructose are least stable. G. M. Kosolapoff

195.

CA

A method of analysis of plant materials. B. V. Kostin and M. I. Kostina (Moscow Med. Inst.), 2147. *Prilad. Khim.* (J. Applied Chem.) 24, 870-8 (1951).— Hydrolysis of plant matter with *N* HCl does not remove all the pentosans and even fails to remove uronic acids. Lignin residues sepd. by concd. mineral acids contain undecompl. pentosans and uronic acids, whose presence accounts for 1 more CO₂H group in lignin. The polyuronic complex, from oxidation of cellulose, is some 80% undecompl. by concd. H₂SO₄ under conditions of sepa. of lignin with cleavage of CO₂ (cf. *C.A.* 45, 68315). Methylation of lignin, before and after extn., shows the participation of hemicelluloses in the formation of a lignin residue during hydrolysis with *N* HCl. The isolation of lignin by alk. extn. is also connected with hydrolysis of the carbohydrate complex; this places the natural character of the isolated product in doubt. While 0.5 *N* NaOH extn. from *Eriophorum vaginatum* a product very similar to lignin but devoid of MeO groups, most of it remains insol. in the alk. soln.

G. M. Kosolapoff

KONDRAT'YEV, Ye. V.

KONDRAT'YEV, Ye. V.; KOSTINA, M. I.

Reproducing the process of peat formation under artificial conditions.
Soob.o nauch.rab.chl.VKHO no.1:26-31 '55. (MIRA 10:10)
(Peat)

KONDRAT'YEV, YE. V.

AID P - 3748

Subject : USSR/Chemistry
Card 1/1 Pub. 152 - 12/22
Authors : ~~Kondrat'yev, Ye. V.~~ and M. I. Kostina
Title : Disintegration of organic matter in plant material
under artificial conditions
Periodical : Zhur. prikl. khim. 28, 9, 982-988, 1955
Abstract : Formation of peat under experimental conditions
resembling natural conditions has been studied by
observing the transformation of various plants,
(bushes, grass, and moss). Three tables, 2 diagrams,
3 references, all Russian (1934-1953).
Institution : Department of General Chemistry of the Moscow Steel
Institute im. I. V. Stalin
Submitted : D 15, 1953

KONDRAT'YEV, Ye.V., prof.; FRIDENBERG, Ye.E., ass.

[Hydrolysis] Gidroliz; uchebnoe posobie. 2. izd. Moskva, Mosk. in-t stali i splavov. 1962. 15 p.
(MIRA 16:11)

(Hydrolysis)

KOZLOV, Ye. Ye.

"Prognosis of Influenza Outbreaks," Tr. In-ta Epidemiol Mikrobiol, i Gigiyeny im. Pastera i In-ta Ekspertim. Meditsiny Akad. Med. Nauk SSSR, 1953, 13, pp 175-182

In analyzing statistical data, the author noticed the regular cyclic nature of influenza outbreaks, a fact which makes it possible to predict the time when the next outbreak will occur. The cyclic nature of the epidemics is evidently dependent upon changes in the environment of the virus which occur in a specific order, and which are caused by the reactions of the macroorganism to seasonal variations and to the vital activities of the virus itself. This leads to profound changes in the antigen structure of the causative organisms, and, in the opinion of the author, even the transformation of type A into type B, which explains the alteration of the types of virus in successive epidemics. (RZhBiol, No 5, 1955) SO: Sum.No. 713, 9 Nov 55

5(3)

SOV/153-28-2-14/30

AUTHORS:

Smirnova, T. V., Dukel'skaya, N. M., Kondrat'yev, Yu. A.

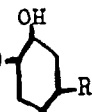
TITLE:

Synthesis of Some Physiologically Active Substances (Sintez nekotorykh fiziologicheskii aktivnykh veshchestv)

PERIODICAL:

Izvestiya vysshikh uchebnykh zavedeniy. Khimiya i khimicheskaya tekhnologiya, 1958, Nr 2, pp 82-86 (USSR)

ABSTRACT:

It is known from literature that compounds of the type RO- where R = CH₃-, C₂H₅-, C₄H₉-, C₃H₇-, are physiologically active and exert an insecticidal effect (Ref 1). It was found that the introduction of such groups as OH and OR into the molecule of an organic compound provide this substance with physiological activity. For instance, if the -OH-group is introduced into the nucleus of an aromatic compound, this compound is often provided with a protoplasmatic effect; the introduction of -OR, on the other hand, increases the effect exercised by the resulting compound upon the nervous system. If a halogen atom is introduced into the molecule of an organic compound the physiological activity of the latter is multiplied, particularly in the case of fluorine introduction (Ref 3).

Card 1/3

Synthesis of Some Physiologically Active Substances

SOV/153-58-2-14/30

The purpose of this paper was the synthesis of some physiologically active compounds which are used for deratization. 6 halogen derivatives of phenyl ether were produced (Table 1). All these compounds were synthesized according to the same method (see experimental section). The halogen derivatives of phenols or the phenol itself were condensed with the corresponding 1,2-dihalide-ethane. In the laboratory of the faculty mentioned under "Association" the toxic properties of the synthesized phenyl-ethyl ether were tested. The most toxic compound was p-chloro-phenyl- β -fluoroethyl-ether which was able to kill within 3-7 hours 100% of adult rats if administered perorally in a dosage of 0,005 ml. All of the 6 compounds listed possess a strong etheric odor which complicates their use in deratization. In order to overcome this difficulty, the synthesis of p,p'-di(β -fluoro-ethoxy-phenyl)-dimethyl-methane was carried out. This is a solid odorless compound and has stood its test. Its lethal dosis for white rats is 120-140 mg/kg, for voles - 0,25 mg/100 g live weight. Thus it is valuable also in the destruction of rodents in the fields. There are 2 tables and 5 references, 3 of which are Soviet.

Card 2/3

Synthesis of Some Physiologically Active Substances

SOV/153-58-2-14/30

ASSOCIATION: Moskovskiy khimiko-tekhnologicheskii institut imeni D. I. Mendeleeva i Biologo-pochvennyy fakul'tet Moskovskogo gosudarstvennogo universiteta imeni M. V. Lomonosova (Moscow Institute of Chemical Technology imeni D. I. Mendeleev and Faculty of Biology and Soil-Science of the Moscow State University imeni M. V. Lomonosov)

SUBMITTED: October 4, 1957

Card 3/3

IVIN, S.Z.; KONDRAT'YEV, Yu.A.; SHELAKOVA, I.D.; ZAYSHLOVA, I.A.; GUBENKO, I.I.

Reactivity of ethylenamide-O-alkylmethyl phosphinates and
thio phosphinates. Zhur. ob. khim. 35 no.7:1218-1220 J1 '65.
(MIRA 18:8)

KONDRAT'YEV, G.M., KONDRAT'YEV, Yu.G.

Spore-pollen spectra from Middle Jurassic sediments in the
Bryansk trough. Geol. i geofiz. no.4:157-159 '65.
(MIRA 18:8)

1. Krasnoyarskoye geologicheskoye upravleniye.

Card 1/2

ACC NR: AT6036464

was tested. Weight, external appearance, behavior, and appetite were observed. Assimilation of basic substances, the nitrogen balance, the composition of hemoglobin and erythrocytes in the blood, and certain biochemical indices were determined.

Pathological examination of the animals was performed and individual internal organs were weighed. In experiments where unicellular algae were used as the source of protein, the average duration of viability was 5.5 months. When animals were fed only the biomass of the algae, they lived only about one month. Death results from malnutrition. Experiments showed that greatest nutritional value was provided when the biomass of unicellular algae was augmented by an increased amount of cysteine. The least value was provided by biomass of yeasts. The nutritional value of the purified biomass of microbacteria was higher than that of the unpurified biomass. [U.A. No. 22; ATD Report 66-116]

SUB CODE: 06 / SUBM DATE: 00May66

Card 2/2

ABAKUMOVA, I.A.; AKH'EBININSKIY, K.S.; BYCHKOV, V.P.; DEMOCHKINA, N.G.;
KONDRAT'YEV, Yu.I.; USHAKOV, A.S.

Some data on a group of animals in a closed ecologic system.
Probl. kosm. biol. 4:107-118 '65. (MIRA 18:9)

L 45964-66 JXT(CZ)/GD/RD

ACC NR: AT6030694

SOURCE CODE: UR/0000/66/000/000/0023/0028

AUTHOR: Bychkov, V. P.; Boyko, N. N.; Kasatkina, A. G.; Kondrat'yev, Yu. I.;
Ushakov, A. S.

33
B+1

ORG: none

TITLE: The possibility of using dehydrated products in cosmonaut diets

SOURCE: Konferentsiya po kosmicheskoy biologii i meditsine, 1964. Materialy. Moscow,
Inst. mediko-biol. problem, 1966, 23-28

TOPIC TAGS: space biology, space food, human physiology, nutrition, biologic metabolism

ABSTRACT: Experiments were conducted to study the effects of dehydrated food rations on human metabolism. Freeze-dried and heat-dried food products were used to make up three different rations, with caloric values from 2117 to 2974 kcal. The food was eaten dry, but could be washed down with unlimited amounts of water. Among the foods used were freeze-dried meat products (pork and beef sausage, beef roll, ham and smoked pork), dried milk products (a 5:5:11:1 mixture of cream, walnuts, milk, and sugar, and a 5:5:1 mixture of pot cheese, cream, and sugar), and candy and pastry, (vitaminized caramels, lemon drops, etc). Biomedical monitoring of the six healthy subjects was conducted throughout the experiment, and each subject kept a medical journal. In the first test, laboratory workers were fed normally

Card 1/3

L 45964-66

ACC NR: AT6030694

for 10 days, and then for 20 days ate equivalent amounts of the same foods, dried, (Ration No.1, see Table 1) while performing their normal tasks. In the second test

Table 1. Weight, chemical composition, and caloric value of food rations

Number of ration	Weight in g	Moisture in g	Protein in g	Fat in g	Carbohydrate in g	Ash in g	Caloric value in kcal
1	609	43.4	112.3	93.2	339.0	21.1	2117
2	638	34.4	118.1	111.4	354.7	19.40	2974
3	615	51.6	107.8	106.6	326.1	22.90	2770

one subject was fed Ration No.2 and water regenerated from urine for 35 days. He remained in a small chamber (7 m³), where normal atmospheric and microclimatic conditions were maintained; his day was divided into sleep (8 hr), exercise (35-40 min), meals (three per day), and drafting work and reading (specially selected literature). In the third test two subjects stayed in a similar chamber for 33 days, during which time they were fed Ration No.3 for 22 days and normal food in the 11 days before and after. One received water regenerated from urine and the other distilled water. The system of biosensors was also tested in this experiment. In addition to sleep and exercise periods (8 hr and 35-40 min, respectively), and meals, the subjects' time was occupied in recording physiological functions using the sensors.

Card 2/3

Card 2/3 119