

with the exothermic curves (P.C. 1914) (P.C. 1914) (P.C. 1914)

KHAYBULLIN, I.K.

10(4); 21(5); 24(8) PHASE I BOOK EXPIRATION SOV/2457

Vsesoyuznaya nauchno-tekhnicheskaya konferentsiya po primeneniyu radioaktivnykh i stabil'nykh izotopov i zhelateln'ye v naukomu khozyaystvu 1 name. 2d. Moscow, 1957

Teplotekhnika i gidrodinamika; trudy konferentsii, tom 4 (Heat Engineering and Hydrodynamics); Transactions of the All-Union Conference on the Use of Radioactive and Stable Isotopes and Radiation in the National Economy and Science, Vol 4, Moscow, Gosenergoizdat, 1958, 88 p. Extra slip inserted. 2,500 copies printed.

Sponsoring Agencies: Akademiya nauk SSSR, and USSR. Otkrytoye upravleniye po ispol'sovaniyu atomnoy energii.

Eds.: N. A. Svirskiy (Resp. Ed.), G. Ye. Bolodovskiy, and N. S. Pechenev; Ed. of Publ. House: L. N. Sinevnikova; Tech. Ed.: M. I. Borunov.

PURPOSE: This collection of articles is intended for scientists and laboratory workers concerned with the use of radioactive and stable isotopes.

CONTENTS: This collection of papers deals with the application of radioactive and stable isotopes as measuring tools in various types of scientific investigations. No personal files are mentioned. References are given at the end of the articles.

1. Partolomay, G. G., Ya. G. Yznokur, V. A. Kolokol'tsev, and V. I. Pechenkov. Use of Gamma Rays for Studying the Process of Diffusion 9
2. Kapatalskiy, S. S., and V. M. Kopytskaya. Use of Gamma-radioscopy for Studying the Hydrodynamics of a Multiliquid System 12
3. Politskiy, P. O., and N. A. Shapkin. Method of "Tagged" Atoms for Investigating Water and Steam Content in Surface Boiling of a Fluid 16
4. Rudkovskiy, V. S. Determining the Specific Surface Area of Quartz and Cement Powders by the Sorption Method With the Use of "Tagged" Atoms 20
5. Noskvin, Y. M., and I. I. Kurbatov. Use of Radioactive Isotope 635 for Studying Sulfate Corrosion of Concrete 28
6. Tsytoyn, E. A., V. I. Yezovskiy, and V. A. Lukin. Methods for Determining the Density and Moisture Content of Soils With the Aid of Radioactive Semiconductors 33
7. Polozov, L. G., and R. P. Ryzman. Study of the Processes of Moisture Transfer in Building Materials by Means of Gamma-radioscopy 38
8. Nefrskoysh, M. A., I. M. Kharbulin, and L. K. Dushakov. Use of Radioactive Isotopes for Investigating the Solubility of Salts in Water Vapor at High Pressures 41
9. Stepanov, L. S., A. Ya. Antony, and A. V. Sumov. Investigation of the Characteristics of Vapor at a Pressure of 185 atm. With the Aid of Radioactive Isotopes 46
10. Nudovskiy, V. A. Use of Radioactive Isotopes for Observing the Motion of the Molten Glass Mass in Glass Furnace Tanks 52
11. Rakhmanov, V. V. Use of Radioactive Isotopes in Studying the Filtration of Fluids Through Porous Media 57
12. Laryunkova, D. I., and A. Ya. Pustina. Radiolactope Methods for Investigating Tissue Processes of Fluids in a Porous Medium 62
13. Bogota, M. A., L. S. Zurbina, V. S. Karlovskiy, and L. I. Korshak. Investigation of the Hydrodynamics of a Fluid in the Course of a Settling Centrifuge With the Aid of Radioactive Isotopes 67
14. Volanovich, M. P., N. V. Zhuravov, and P. Ya. Minkov. Investigations of the Motion of Water in Fat Under Laboratory and Field Conditions With the Use of Radioactive Isotopes 72
15. Arhangel'skiy, M. M. Use of Radioactive Isotopes for Investigating Suspensions of River Silt 78
16. Yermak, A. I., and A. S. Shubin. Use of Radioactive Isotopes for Investigating the Mechanism of the Drying Process 85 37

SOV/96-58-6-3/24

AUTHORS: Khaybullin, I.Kh. Cand.Tech.Sci. and Zenkevich Yu. V.
Cand.Tech. Sci.

TITLE: On the nature of the carry-over of silicic acid by high-pressure steam. (O prirode unosa kremniyevoy kisloty parom vysokogo davleniya)

PERIODICAL: Teploenergetika, 1958, v. 5. No.6. pp. 16 - 20. (USSR)

ABSTRACT: Silicic acid carry-over by steam has been explained in many different ways, because it is a complicated phenomenon. Silicic acid exists in aqueous solution in many different forms, including colloidal; in boiler water, it is in equilibrium with its alkali salts. If the boiler water is alkaline, the silica is present in the water as sodium silicate and in the steam as silicic acid; the difference is not revealed by the usual chemical analysis, and the amount of carry-over depends on the pH value of the water as well as on the ratio of the SiO₂ in the steam to that in the water. When the pH value is about 7, which corresponds to free silicic acid, the carry-over coefficient is equal to the ratio of the SiO₂ contents of steam and water. In high-pressure boilers, where the pH is not less than 10, polymerisation of SiO₂ is hardly possible and the compound is in true solution so that no allowance need be made for its polymerisation. This is confirmed by previous work on the solubility of different forms of SiO₂, plotted in fig.2. In the light of this, and of the laws of phase equilibrium and distribution of substances

Card 1/3

On the nature of the carry-over of silicic acid by high pressure steam. SOV/96-58-6-3/24

between phases, it was possible to unify all the experimental data on carry-over of SiO_2 by saturated steam with data on the solubility of SiO_2 in water and superheated steam, and to draw up a complete diagram of state of the system $\text{SiO}_2\text{-H}_2\text{O}$. For this two-phase system, the coefficient of distribution of SiO_2 between phases is a function only of pressure; the corresponding relationship is plotted in fig.3. This graph also includes curves for other substances found in boiler-water. Graphs of the solubility of SiO_2 in superheated steam are plotted in fig.4; a corresponding formula is given, the values of its constants being indicated in tables 2 and 3. SiO_2 solubility figures calculated from the above were in good agreement with experimental results over the pressure range 120 - 185 atms. determined in a power station. The complete diagram of state of the system $\text{SiO}_2\text{-H}_2\text{O}$ is plotted in figs.5 and 6. The upper boundary line gives the solubility of quartz in boiling water at the corresponding pressure. The lower boundary line indicates the solubility of quartz in saturated steam in equilibrium with a boiling saturated solution of SiO_2 . The critical point for SiO_2 solution is only 0.2°C above that for pure water. To the right of the saturation line is the region of equilibrium between superheated and supercritical steam and solid SiO_2 . Isobars of

Card 2/3

On the nature of the carry-over of silicic acid by high pressure steam. SOV/96-58-6-3/24

solubility of SiO_2 in steam are given. Available experimental data fit fairly well into the diagram. There is little experimental data on the solubility of amorphous forms of SiO_2 . Part of the diagram of state for amorphous $\text{SiO}_2 - \text{H}_2\text{O}$ is given in fig.6, including the region of pressure 5.7 - 35 atm and temperature 150 - 400°C. There are 6 figures, 3 tables and 16 literature references (10 Soviet, 5 English and 1 German).

ASSOCIATIONS: The Power Inst. Acad. Sci. USSR and the Central Boiler Turbine Institute. (Energeticheskiy Institut AN SSSR i Tsentral'nyy kotloturbinnyy institut)

1. Boilers--Performance
2. Feed water--Impurities
3. Steam --Properties
4. Silicates--Solubility

Card 3/3

SOV/96-59-9-9/22

AUTHORS: Styrikovich, M.A., (Corresponding Member, Ac.Sc. USSR),
Martynova, O.I., Khaybullin, I.Kh (Candidates of
Technical Sciences) and Mingulina, E. I. (Engineer)

TITLE: Some Relationships of the Transfer of Weak Mineral Acids
to Saturated Steam

PERIODICAL: Teploenergetika, 1959, Nr 9, pp 50-56 (USSR)

ABSTRACT: In studying the carry-over of substances from boiler water
by steam it has been noticed that the elements Si, B and
Al, whose compounds are of high solubility in steam, have
hydroxides which are weak electrolytes and so should be
present in the boiler water primarily in molecular form.
There was thus reason to suppose that the ability of a
compound to become dissolved in steam depends upon whether
it is in molecular or ionic form in the boiler water.
Indeed, as will be seen from the graphs given in Fig 1,
strong electrolytes are much less soluble in saturated
steam than in weak, and they are much less subject to
transfer to the steam. In relatively weak alkaline
solutions the salts of weak acids are hydrolysed,
particularly at high temperatures and low alkalinities.
Under such circumstances, molecules of the corresponding

Card 1/5

SOV/96-59-9-9/22

Some Relationships of the Transfer of Weak Mineral Acids to Saturated Steam

acids can be present in the boiler water and can be transferred relatively easily to the saturated steam. The transfer to saturated steam of salts that are not hydrolysed is probably due to the formation in solution of ionic pairs; however, ions can only participate in the contamination of steam at extreme values of pH. Materials soluble in ionic form become important near the critical pressure and even then only at low values of pH. It may be assumed that under ordinary conditions all the transfer to steam is by transfer of molecules contained in the water. The solubility of silica compounds in steam has been studied in particular detail. The various forms of silica and silicic acid that are present in equilibrium are shown in Eq (1). This system may be quantitatively characterised by the hydrolysis equation (2) or (3). It follows from the equations that the equilibrium state corresponding to a given temperature and silica content of the boiler water is functionally related to the concentration of OH^- or OH ions in solution. Thus alteration in the pH value alters the equilibrium, so that at any given temperature the concentration of the most

Card
2/5

SOV/96-59-9-9/22

Some Relationships of the Transfer of Weak Mineral Acids to Saturated Steam

soluble form of silica in steam is a single-valued function of the pH value of the boiler water. A distinction is drawn between the real and apparent distribution coefficients of silica in steam. The ratio of H_2SiO_3 in the steam to the total silica content of the boiler water expressed as SiO_2 is the apparent distribution coefficient. It is sometimes called the transfer coefficient, and is given by Eq (4). However, the true distribution coefficient is the ratio of H_2SiO_3 in the steam to that in the water, which is a function only of the densities of the two media. The true and apparent transfer coefficients are related by Eq (6). Using Eq (6) it is easy to calculate the concentration of the molecular form of silicic acid that can be present in solution for any given total silica content at a given pH value. The degree of hydrolysis should be calculated at the correct temperature. Graphs showing the proportions of different forms of silicic acid in solution as functions of the pH value are given in Fig 2. The graph is based on the pH value of cold water: the

Card
3/5

SOV/96-59-9-9/22

Some Relationships of the Transfer of Weak Mineral Acids to Saturated Steam

relative proportions of the different silica compounds would be very different at a temperature of 316 °C at a pressure of 110 atm, because the pH value is very different under these conditions. Similar curves may be constructed for other substances, and by way of example curves of the apparent distribution coefficient of boric acid as function of pH value are given in Fig 3. Curves of the degree of hydrolysis as functions of the true pH value for compounds with different dissociation constants are given in Fig 4. Here it will be seen that reduction in the dissociation factor leads to an increase of the proportion in molecular form for any given value of pH. An attempt was made to estimate approximately the value of the dissociation factor for silicic acid at high water temperature; the results are plotted in Fig 5. Published experimental points are included and show good agreement with theoretical curves. The curves of the dissociation constant of silicic acid as functions of water temperature are given in Fig 5. All the calculated points lie on the saturation line and so reflect the

Card
4/5

SOV/96-59-9-9/22
Some Relationships of the Transfer of Weak Mineral Acids to
Saturated Steam

dependence of the dissociation constant on pressure as well as on temperature. In conclusion, the article by Kostrikin published in Teploenergetika Nr 6, 1958, is adversely criticised and it is claimed that Kostrikin reaches incorrect conclusions, particularly in supposing that the dissociation factor of silicic acid is independent of temperature.

Card 5/5 There are 6 figures and 5 references, of which 3 are Soviet, 1 German and 1 English.

ASSOCIATION: Energeticheskly institut AN ESSR and Moskovskly energeticheskly institut (Power Institute, Ac. Sc. USSR, and Moscow Power Institute)

KHAYBULLIN, I. KH.

FRAME I BOOK EXPLOITATION 807/3954 6

Akol'sid, P. A., P. N. Andreyev, I. E. Apel'tsin, S. M. Gurvich, A. A. Koj, Yu. M. Kostrikin, I. I. Koshalov, A. P. Masat, Ya. O. Novik, W. M. Soudik, I. Kh. Khaybullin

Spravochnik khimika-energetika. Tom I: Spravochnyye materialy obshchego naznacheniya (Handbook of Chemistry in Power Engineering. Vol. I: General Reference Material) Moscow, Gosenergoizdat, 1960. 327 p. 20,000 copies printed.

Eds.: V. A. Golubtsov, S. M. Gurvich, Ya. M. Kostrikin, and A. P. Masat; Tech. Ed.: K. P. Voronin.

PURPOSE: This handbook is intended for chemists in the field of power engineering, personnel of laboratories, scientific research institutes, and planning and control organizations, as well as for students of universities and technical schools.

COVERAGE: This is the first of a three-volume handbook of chemistry in power engineering. It includes data on the water system of boilers, causes of corrosion and methods for controlling it. It also contains general reference material on measure and units, chemical compounds, water and solutions, solubility of substances in water and water vapor at various temperatures, electrochemistry, gases, specifications and prices for certain reagents and materials. The book includes tables, charts, and diagrams. No personalities are mentioned. There are 32 references: 19 Soviet, 10 English, 2 German, and 1 Swedish. Card-1/1A.

S/096/63/000/002/011/013
E194/E455

AUTHORS: Khaybullin, I.Kh., Candidate of Technical Sciences,
Borisov, N.M., Engineer

TITLE: A gamma-ray study of the density of the liquid phase of
a system at high temperatures and pressures

PERIODICAL: Teploenergetika, no.2, 1963, 78-82

TEXT: Studies of the solubility in steam of relatively
involatile substances are increasingly important as steam
temperatures and pressures increase. The density of such systems
is important and hard to determine. Accordingly, γ -ray
determinations of the density of the liquid phase of water-salt-
systems are described, with results for NaCl solutions at pressures
up to 400 atm. The general principles of the γ -radiation method
are explained and the following formula is given for the density

$$\gamma_t = \gamma_0 \lg \frac{N_t}{N_0 + \Delta N_t + \Delta N_{cy}} \bigg/ \frac{N_1}{N_0} \quad (3)$$

where γ_0 - the density of the fluid under normal conditions, g/cm³,
Card 1/3

S/096/63/COO/002/011/013
E194/E455

A gamma-ray study ...

N_0 and N_1 - the recorded count speeds with the pressure vessel respectively empty and full of liquid at $p = 1$ atm and $t = 20^\circ\text{C}$, impulses per minute; N_t - the recorded count rate on the filled vessel at the experimental temperature and/or pressure, impulses per minute; ΔN_t - correction to N_0 to allow for change in density of the walls of the vessel with temperature, impulses per minute; $\Delta N_{C\gamma}$ - correction for the influence of temperature of the counter on its effectiveness, impulses per minute. The determination of correction factors and the best level of water in the pressure vessel are explained. Of course, as the temperature and pressure in the vessel rise the solution concentration alters because of both evaporation and redistribution of solute between steam and liquid phases; a method of calculating the solution concentration under given conditions from the material balance is explained. The experimental equipment for measurements at 400 atm and 600°C used a Co^{60} source of ten millicuries in a lead sheath and a scintillation counter accurate to within $\pm 0.5\%$. Check tests on pure steam at 190 atm gave an average difference from tabulated data of $\pm 1\%$; individual results had a scatter of Card 2/3

S/096/63/000/002/011/013
E194/E455

A gamma-ray study ...

+ 5%. At higher pressures, different results were obtained on heating and on cooling, the latter being in agreement with steam tables. Original data were also obtained on the p- γ -t relationship for 0.2 and 6% NaCl solution up to 190 atm; solution concentration was found to have a great effect on the parameters, particularly in the critical region. For example at 100 atm the density of 6% NaCl solution is 12% greater than that of water under the same conditions and it is nearly double at the critical pressure for water of 225.65. These results are only a first step in the gamma-ray study of the thermodynamic properties of water and steam solutions of substances of low volatility. There are 6 figures and 3 tables.

ASSOCIATION: Energeticheskiy institut im. akad. G.M.Krzhizhanovskogo
(Power Engineering Institute imeni G.M.Krzhizhanovskiy)

Card 3/5

KHAYBULLIN, I. Kh., kand. tekhn. nauk; BORISOV, N. M., inzh.

Problem concerning the mechanism of the transition of electrolytes dissolved in boiler feed water to high-pressure water vapor. Teploenergetika 10 no.3:12-16 Mr '63. (MIRA 16:4)

1. Energeticheskiy institut imeni akademika G. M. Krzhizhanovskogo.
(Feed water) (Electrolytes)

KHAYBULLIN, I.Kh., kand. tekhn. nauk

Ejection of ferric oxide saturated with water vapor with
high parameters. Energiya i stroitel'stvo 10 no. 5122-30 Ny '64.
(MIRA 17:8)

KHAYBULOV, I. B.; BORISOV, N. M.

Phase equilibria in the NaCl - H₂O system at high temperatures.
Zhur. fiz. khim. 39 no.3:685-692 1965. (MIRA 18:7)

1. Moskovskiy energeticheskiy institut imeni Khrushchevskogo.

KHAYBULLIN, I.Kh.; BORISOV, N.M.

Phase equilibrium diagrams of the systems sodium chloride -
water, potassium chloride - water. Dokl. AN SSSR 165 no.3:
590-592 N '65. (MIRA 18:11)

1. Energeticheskiy institut im. G.M. Krzhizhanovskogo. Submitted
April 26, 1965.

BOPIROV, N.M.; KHAYBULLIN, I.Kh.

Volatility of components and the coefficient of distribution
in the two-phase system NaCl - H₂O at high temperatures. Zhur.
fiz. khim. 39 no.6:1380-1387 Jo⁶⁵. (MIRA 18:11)

1. Moskovskiy energeticheskiy institut imeni Khrushchevskogo.
Submitted Jan. 24, 1964.

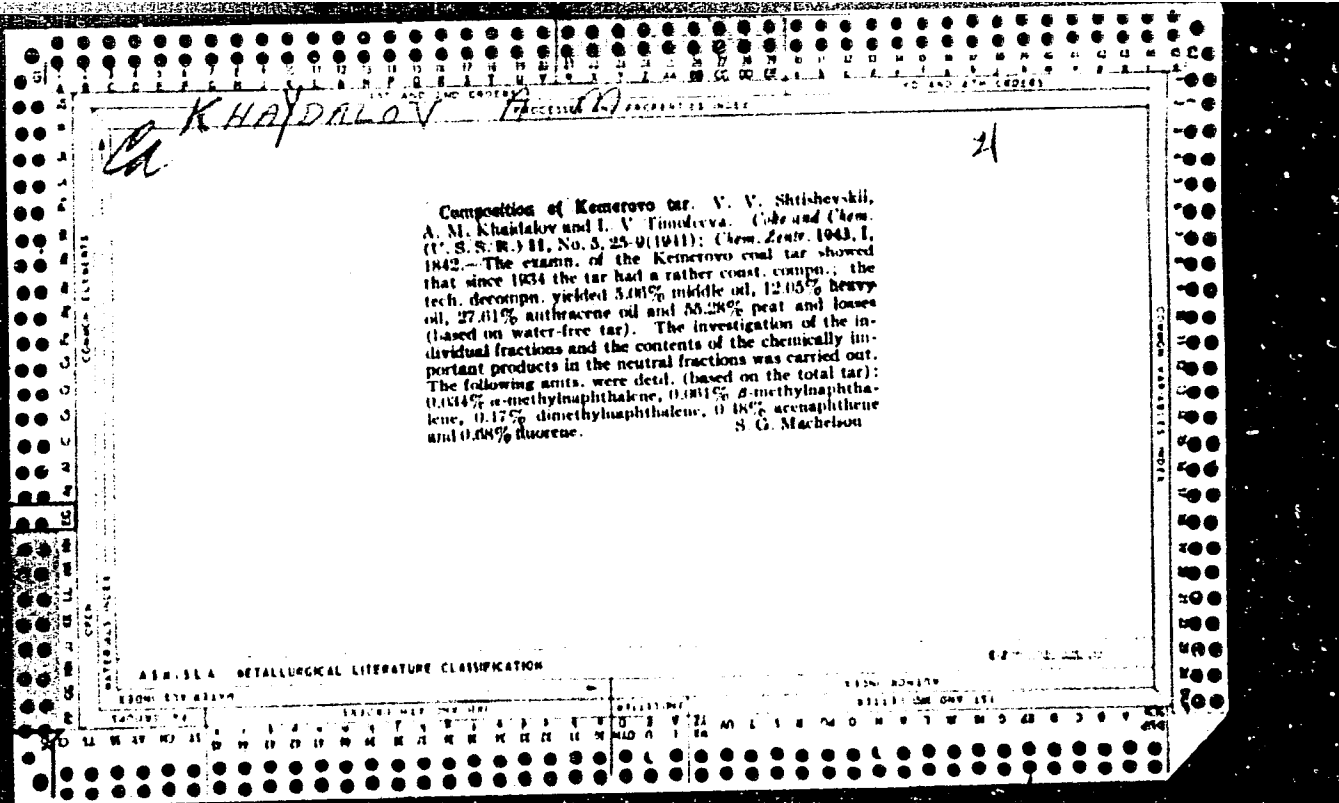
KHAYBULLINA, L.G.

KOCHERGIN, V.P.; KHAYBULLINA, L.G.; POTAPOVA, O.G.

Dissolving iron in molten zinc, alkali metal, and alkali earth
metal chlorides. Zhur. neorg. khim. 1 no.11:2617-2622 N '56.
(MLRA 10:5)

1. Ural'skiy gosudarstvennyy universitet im. A.M. Gor'kogo,
Sverdlovsk.

(Iron) (Chlorides) (Solubility)



YENIKEYEV, S.G.; DOBRONRAVOV, F.N.; KHAYBULLINA, M.Kh.

Comparative biochemical characteristics of hollow and solid sugar
beet roots. *Izv.vys.ucheb.sav.;pishch.tekh.* no.4:19-21 '60.
(MIRA 13:11)

1. Kirgizskiy sel'skokhozyaystvennyy institut. Kafedra fiziologii
rasteniy.

(Sugar beets)

KHAYDARKULOV, G.

Pruning

Pruning of the grape trunk of different varieties. Sad i og., No. 4, 1952.

9. Monthly List of Russian Accessions, Library of Congress, June 195~~8~~, Uncl.
2

1. KHAYIARKULOV, G.
2. USSR (600)
4. Grapes
7. Panseri variety of grapes, sad i og. No. 1, 1953

9. Monthly List of Russian Accessions, Library of Congress, May 1953. Unclassified.

KHAYDARKULOV, G.

KHAYDARKULOV, G.

"Agrobiological and Economicotechnological Characteristics of Popularly Selected Grapes Recommended for Commercial Grading from Uzbek SSR." Cand Agr Sci, Tashkent Agricultural Inst, Tashkent, 1954. (KL, No 8, Feb 55)

SO: Sum. No 631, 26 Aug 55-Survey of Scientific and Technical Dessertations Defended at USSR Higher Educational Institutions (14)

KHAYDARKULOV, G.

COUNTRY : USSR
 TITLE : *Сорта винограда. Фрукт. Биол. Инст. Укр. ССР.*
 JOURNAL : *Сельхоз., No. 4, 1958, No. 18688*
 AUTHOR : *Khaydarkulov, G.*
 TITLE : *Central Asian Grape Varieties in the Ukraine and USSR*
 JOURNAL : *Сельхоз., 1958, No. 6, 63-65*
 ABSTRACT : A brief report is given of the results of testing Central Asian varieties of grapes of research institutes and experimenters of the Ukraine and the Russian Federation.

1/1

NATSVIN, A.V.; CHEREVATENKO, A.S.; VASIL'YEV, K.V.; PROTOSEVICH,
L.A.; CHERNOVALOVA, V.P.; LEPLINSKAYA, A.A.; PAVLOV, A.K.;
TASHMATOV, L.T.; SEMINOV, P.K.; SOLDATOV, P.K.; KHAYDARKULOV, G.I.;
TSEYTLIN, M.G., kand. sel'khoz.nauk; KUZNETSOV, V.V., kand.
sel'khoz.nauk, otv. red.; KRIVONOSOVA, N.A., red.; SOROKINA, Z.I.,
tekh. red.

[Best fruit and grape varieties for drying and preserving in the
southwestern regions of Uzbekistan] Luchshie sorta plodovykh i
vinograda dlia sushki i konservirovaniia v iugo-zapadnykh ob-
lastiakh Uzbekistana. Tashkent, MSKh UzSSR, 1961. 162 p.

(MIRA 15:7)

1. Institut sadovodstva i vinogradarstva im. R.R.Shredera. Sa-
markandskiy filial. 2. Samarkandskiy filial Instituta sadovod-
stva i vinogradarstva im. R.R.Shredera (for all except Kuznetsov,
Krivonosova, Sorokina).

(Uzbekistan--Fruit--Varieties)

(Uzbekistan--Grapes--Varieties)

KHAYDARLIU, R.G.; KHAYDARLIU, S.Kh.

Organization of massive preventive examinations for the female population and incidence of gynecological diseases in a rural medical district. Akush. i gin. no.2:108-111'63.

(MIRA 16:10)

1. Iz Lalovskoy uchastkovoy bol'nitsy (glavnyy vrach S.Kh. Khaydarliu, nauchnyy rukovoditel' - prof. A.Z.Kocherginskiy) Rezinskogo rayona Moldavskoy SSR.
(GYNECOLOGY)

KHAYDARLIU, R.G.; KHAYDARLIU, S.Kh.

Organization of massive preventive examinations for the female population and incidence of gynecological diseases in a rural medical district. Akush. i gin. no.2:108-111'63.

(MIRA 16:10)

1. Iz Lalovskoy uchastkovoy bol'nitsy (glavnyy vrach S.Kh. Khaydarliu, nauchnyy rukovoditel' - prof. A.Z.Kocherginskiy) Rezinskogo rayona Moldavskoy SSR.

(GYNECOLOGY)

KHAYDARLY, I.N.

Characteristics of candidomycosis in fibrocavernous tuberculosis.
Zdravookhranenie 4 no.3:27-30 My-Je'61. (MIRA 16:7)

1. Iz Moldavskogo nauchno-issledovatel'skogo instituta tuberkuleza
(dir.kand.med.nauk V.G.Sokol) i kafedry patologicheskoy anatomii
(zav.kand.med.nauk V.Kh.Anestiadi) Kishinevskogo meditsinskogo in-
stituta.

(MUCOSIASIS) (TUBERCULOSIS)

SATPAYEV; BOISHEV; POKROVSKIY; AMANZHOLOV; AUYEZOV; BALAKAYEV; KENESBAYEV;
SAURANBAYEV; MUKANOV; SMIRNOVA; DZHUMALIYEV; ISMAILOV; KHASENOV, K.;
NUSUNBEKOV; SULEYMENOV; SHAKHMATOV; DAKHSHLEYGER; BAZARBAYEV; TSUNVAZO;
SHAMIYEVA; SIL'CHENKO; GABDULLIN; MUSABAYEV; MAKHMUDOV; MULLINA;
MAMANOV; ISKAKOV; SARYBAYEV; KHAYDAROV; ARALBAYEV; NURMUGAMBETOVA;
KHASENOVA; SULEYMENOVA; AKHMETOV; ISENGALIYEVA; NOMINKHANOV;
DYUSENBAYEV; ABDRAKHMANOV.

Malov, Sergei Efimovich, obituary. Vest.AN Kazakh.SSR 13 no.9:116-117
S '57.

(MIRA 10:10)

(Malov, Sergei Efimovich, 1880-1957)

KHAYDAROV, A., Cand Tech Sci - (diss) "Problems in the exploitation of cotton-picking machines." Tashkent, 1960. 24 pp with nomographs; (Tashkent Institute of Engineers in Irrigation and Mechanization of Agriculture); 120 copies; price not given; (KL, 19-60, 136)

KHAYDAROV, A.; LANDSMAN, M.I.

Determining the required quantity of tractor trailers for bulk transportation of machine-picked cotton. Trudy TIIIMSKH no.19:129-133 '62.
(MIRA 17:1)

KHAYDAROV, A.

Possibilities of increasing the capacity of machine units used in
cotton growing. Trudy TIIIMSKH no.19:119-127 '62. (MIRA 17:1)

KHAYDAROV, A. A.

PA 39/49T96

USSR/Nuclear Physics - Mesons. Mar 49
Disintegration of
Nuclear Physics - Spectra

"Electron Spectrum in Meson Disintegration," G. B. Zhdanov, A. A. Khaydarov, Phys Inst Imeni P. N. Lebedev, Acad Sci USSR, 3 pp

"Dok Ak Nauk SSSR" Vol IXV, No 3

Used method of delay coincidences to establish the form of electron spectra. Studied dependence of these spectra on observation height, on substance in which disintegration occurs, and on studied energy interval of the mesons. Attempts to establish the nature of charged disintegration products. 39/49T96

USSR/Nuclear Physics (Contd) Mar 49

Submitted by Acad D. V. Skobel'teyn, 27 Jan 49.

39/49T96

KHAYDAROV, A. [A]

USSR/ Nuclear Physics - Mesons

Aug 50

"Origin of Secondary Slow Mesons in the Atmosphere," A. Abdullayev, G. Zhdanov, Yu. Kamenetskiy, A. Naumov, A. Khaydarov, Phys Inst imeni Lebedev, Acad Sci USSR

"Zhur Eksper i Teoret Fis" Vol XX, No 6, pp 673-683

Authors reveal and discuss experimental data obtained by them on properties of slow mesons with lifetime of 2 microsec. Of several possible assumptions on mechanism governing generation of such mesons in the atmosphere, most probable is decay process of other mesons possessing greater mass and smaller lifetimes. Submitted 9 Feb 50.

PA 165152

KHAYDAROV, A.A.

PROCESSES AND PROPERTIES

4318 On the Transition Effect in the Positive Excess of Slow Mesons. G. B. Zhdanov and A. A. Khaldarov. Doklady Akad. Nauk S. S. S. R. 71. 53-5(1950)(in Russian).

By the method of delayed coincidences, a study was made of the "positive effect" δ of slow mesons of 3 μ sec half-life, in air and under dense materials. The values of $\delta = 2(n^+ - n^-)/(n^+ + n^-)$, (where n^+ and n^- are, respectively, the numbers of positive and negative mesons), were determined by using, successively, Al and C absorbers, in which the mesons stopped and decayed; the number of such mesons (per unit time) is, approximately, $n = n^+ + n^-$ in the case of an Al absorber ($Z < 10$), while it is $n = n^+$ in the case of a C absorber ($Z > 10$); certain corrections compensate for the inaccuracy of these equations. The following values of δ were found: -0.27 ± 0.09 in air; $+0.15 \pm 0.08$ under 40 g/cm² C; and $+0.09 \pm 0.08$ under 140 g/cm² Pb. The peculiar transition effect of δ can be explained by assuming that some of the recorded mesons are generated by certain short-lived low-energy mesons of the ν type; such an assumption does not contradict the existing data on the transition effect of ν mesons of both signs (Harding, Nature 164, 285(1949)), and it can be concluded from the foregoing values of δ that the range of the "short-lived" mesons does not exceed ~ 40 g. cm² of matter and that at least 70% of them are negative.

ASD-56A METALLURGICAL LITERATURE CLASSIFICATION

6-1950-1000

1	2	3	4	5	6	7	8	9	10	11	12	13	14	15	16	17	18	19	20	21	22	23	24	25	26	27	28	29	30	31	32	33	34	35	36	37	38	39	40	41	42	43	44	45	46	47	48	49	50	51	52	53	54	55	56	57	58	59	60	61	62	63	64	65	66	67	68	69	70	71	72	73	74	75	76	77	78	79	80	81	82	83	84	85	86	87	88	89	90	91	92	93	94	95	96	97	98	99	100
---	---	---	---	---	---	---	---	---	----	----	----	----	----	----	----	----	----	----	----	----	----	----	----	----	----	----	----	----	----	----	----	----	----	----	----	----	----	----	----	----	----	----	----	----	----	----	----	----	----	----	----	----	----	----	----	----	----	----	----	----	----	----	----	----	----	----	----	----	----	----	----	----	----	----	----	----	----	----	----	----	----	----	----	----	----	----	----	----	----	----	----	----	----	----	----	----	----	----	-----

K HAY DAROV, A. A.

AUTHOR ZHDANOV, G.B., KHAYDAROV, A.A.
 TITLE The Investigation of the Penetrating Component of the Electron Nuclear Showers by the Method of the Retarded Coincidences with a Hodoscope (Issledovaniye pronikayushchey komponenty elektronno-yadornykh livney metodom zapazdyvayushchikh sovpadeniy s godoskopom. Russian)
 PERIODICAL Zhurnal Eksperim. i Teoret. Fiziki, 1957, Vol 32, Nr 4, pp 706 - 713 (U.S.S.R.)

56-4-11/52

ABSTRACT The authors investigated the energy spectrum of the slow positive pions, which are produced in electron nuclear showers by means of the method of retarded coincidences. The present paper gives the most important results of these investigations. The processes of production of comparatively slow mesons on the occasion of the nuclear interactions of the particles of cosmic radiation with matter were investigated at energies of the primary particles of ~ 5 BeV and more. The experimental method was described in detail already in previous papers. On the occasion of the analysis of the hodoscopical recordings the authors were able to subdivide all showers into several types: - Two-fold δ -showers, showers, "accompanied by air" (?), showers in which several counters above the device respond, - all remaining showers belong either to the group of electronic showers or to a group of cases which are difficult to be interpreted. The analysis of the data put together in a table confirms the fact that by means of the method discussed here a voluminous expe-

Card 1/2

56-4-11/52

The Investigation of the Penetrating Component of the Electron Nuclear Showers by the Method of the Retarded Coincidences with a Hodoscope
 rimental material may be dealt with.

The individual chapters of this paper deal with the secondary interactions in the showers, the determination of the spectrum of the ranges of the positive pions and the intensity of the production of slow mesons at different energies of nuclear interaction.

Some final conclusions - The intensity of the inversely directed flux of positive mesons amounts to $24 \pm 7\%$ of the directly directioned meson flux. The number of positive pions with a range of the order of magnitude 20 g/cm^2 depends upon the energy of the producing particle and at the increase of this energy it decreases somewhat. In the case of moderate energies of the producing particle (not above 5 BeV) the number of the produced slow mesons also depends still slightly upon the nuclear charge number. (With 4 illustrations).

Scientific Research Institute "NIGRIZOLOTO" of the Ministry for Nonferrous Metal

27.11.1956
 Library of Congress

ASSOCIATION

PRESENTED BY
 SUBMITTED
 AVAILABLE
 Card 2/2

ABDULLAYEV, A.A.; LOBANOV, Ye.M.; KHAITOV, B.K.; KHAYDAROV, A.A.

Use of the tritium radioisotope in studying the dynamics of
underground water. Izv.AN Uz.SSR.Ser.fiz.-mat.nauk no.6:
82-83 '59. (MIRA 13:6)

1. Institut yadernoy fiziki AN UzSSR.
(Tritium--Isotopes) (Water, Underground)

KHAYDAROV, A. A.

~~SECRET~~

PHASE I BOOK EXPLOITATION 361/5410

Nauchnaya konferentsiya po mirnomu ispol'zovaniyu atomnoy energii. Tashkent, 1959.

(Translations of the Tashkent Conference on the Peaceful Use of Atomic Energy) v. 2. Tashkent, Izdatel'stvo AN UzSSR, 1960. 1 p. Brwa slip inserted. 1,500 cop. printed.

Agency: Akademiya nauk Uzbekskoy SSR.

Responsible Ed.: S. V. Starostin, Academician, Academy of Sciences Uzbek SSR. Editorial Board: A. A. Abdullayev, Doctor of Physics and Mathematics; D. M. Abduragimov, Doctor of Medical Sciences; U. A. Azizov, Academician, Academy of Sciences Uzbek SSR; A. A. Boronkina, Candidate of Biological Sciences; V. M. Ivashev; G. S. Mirzayeva; A. Ye. Riv; Ye. N. ... Candidate of Physics and Mathematics; A. I. Nikol'skiy, Candidate of Medical Sciences; D. Nishanov, Candidate of Medical Sciences; A. S. Sadykov, Corresponding Member, Academy of Sciences Uzbek SSR, Academician, Academy of Sciences Uzbek SSR; Ye. M. ...

176

Transactions of the Tashkent (Cont.)

SOV/5410

Candidate of Physics and Mathematics; Ya. Kh. Turakulov, Doctor of Biological Sciences. Ed.: R. I. Khamidov; Tech. Ed.: A. G. Babakhanova.

PURPOSE : The publication is intended for scientific workers and specialists employed in enterprises where radioactive isotopes and nuclear radiation are used for research in chemical, geological, and technological fields.

COVERAGE: This collection of 133 articles represents the second volume of the Transactions of the Tashkent Conference on the Peaceful Uses of Atomic Energy. The individual articles deal with a wide range of problems in the field of nuclear radiation, including: production and chemical analysis of radioactive isotopes; investigation of the kinetics of chemical reactions by means of isotopes; application of spectral analysis for the manufacturing of radioactive preparations; radioactive methods for determining the content of elements in the rocks; and an analysis of methods for obtaining pure substances. Certain

Card 2/20

176

Transactions of the Tashkent (Cont.)

SOV/5410

Instruments used, such as automatic regulators, flowmeters, level gauges, and high-sensitivity gamma-relays, are described. No personalities are mentioned. References follow individual articles.

TABLE OF CONTENTS:

RADIOACTIVE ISOTOPES AND NUCLEAR RADIATION
IN ENGINEERING AND GEOLOGY

Lobanov, Ye. M. [Institut yadernoy fiziki UzSSR - Institute of Nuclear Physics AS UzSSR]. Application of Radioactive Isotopes and Nuclear Radiation in Uzbekistan

7

Taksar, I. M., and V. A. Yanushkovskiy [Institut fiziki AN Latv SSR - Institute of Physics AS Latvian SSR]. Problems of the Typification of Automatic-Control Apparatus Based on the Use of Radioactive Isotopes

9

Card 3/20

19

- Transactions of the Tashkent (Cont.) SOV/5410
- Khrushchev, V. G., A. S. Lepilin, U. Ya. Margulis, S. H. Stepanov,
L. I. Belen'kiy, T. V. Bromberg, and V. G. Ivliyev. [Ministry of
Health USSR]. Industrial Gamma-Plant for Sterilization of Medical
Materials 170
- Khrushchev, V. G., B. A. Rubin, L. V. Motlitskiy, A. I. Rytov,
N. M. Gaysin, U. Ya. Margulis, V. S. Grammatikati, V. G. Vlasov,
and A. V. Petrov [Ministry of Health USSR]. Gamma-Plant for
Continuous Irradiation of Potatoes 182
- Ferkof'yev, N. S. [Institut ekonomiki AN SSSR - Institute of
Economics AS USSR]. Economic Efficiency of the Use of High-
Capacity Gamma-Plants in the Light and Food Industry 192
- Abdullayev, A. A., Ye. M. Lobanov, A. P. Novikov, and A. A.
Kheydarov [Institute of Nuclear Physics AS UzSSR]. Use of
 ^{60}Co Channel Scintillation Gamma-Spectrometer for the Analysis
of Rock Specimens 199

Card 10/20

//

• Transactions of the Tashkent (Cont.)	SOV/5410	
Abdullayev, A. A., A. P. Novikov, Ye. M. Lobanov, M. M. Romanov, and A. A. Khaydarov [Institute of Nuclear Physics AS USSR]. Determination of Indium Content in Sphalerites by the Method of Radioactive Analysis		203
Ishakov, Ye. M., O. M. Romanov, M. M. Romanov, and A. A. Khaydarov. Determination of Copper and Manganese Content in Zhergalyk Ore Deposits by the Method of Neutron Radioactive Analysis		208
Abkerman, A. P., P. L. Gurika, and D. K. Kaipov [Institute of Nuclear Physics KazSSR]. Application of Monte Carlo Method for the Investigation of Gamma-Quanta Passage Through a Substance		212
Grushkov, A. P., and G. S. Semenov [Institut geologii i razrabotki goryuchikh iskopayemykh AN SSSR - Institute of Geology and Production of Mineral Fuels AS USSR]. Radiometric Apparatus Used in Prospecting for Oil and Gas		220

Card 11/20

18

Transactions of the Tashkent (Cont.)	SOV/5410	
of Geological Specimens		277
Abdullayev, A. S., S. A. Bibinov, Ye. M. Lobanov, A. P. Novikov, and A. A. Khaydarov [Institute of Nuclear Physics AS USSR]. Process Determination of Lead Percentage in Concentrates		282
Korotkiy, B. G., D. F. Baspalov, L. N. Bondarenko, L. R. Vasilik, N. V. Popov, A. I. Khaustov, Yu. S. Shmelevich, A. S. Yudin [Institute of Geology and Production of Mineral Fuels AS USSR]. Results of the First Industrial Tests of a Neutron Generator in Oil Wells		285
Plaksin, I. N., V. N. Smirnov, and L. P. Starchik [Institut Gornogo Dela AN SSSR - Mining Institute AS USSR]. Use of Alpha-Radiation of Po^{210} for the Quantitative Control of En- richment Productions Containing Beryllium, Boron, Fluorine, and Aluminum		293
Srapanyants, R. A., and B. B. Mafedov [Vsesoyuznyy n.-i. Insti- tut mekhanizatsii sel'skogo khozyaystva - All Union Scientific Card 14/20		

S/166/60/000/004/005/008
C111/C222

AUTHORS: Abdullayev, A.A., Lobanov, Ye.M., Novikov, A.P. and
Khaydarov, A.A.

TITLE: Radioactive Analysis of Skarns¹⁹ (Silicate Contact Gauge) of
the Ingichka Occurrence

PERIODICAL: Izvestiya Akademii nauk Uzbekskoy SSR. Seriya fiziko-
matematicheskikh nauk, 1960, No.4, pp. 65-74.

TEXT: The paper contains results on the practical measurement of the concentration of W, Mn, Na, Al and Fe in the skarns of the Ingichka tungsten occurrence. The measurements were carried out according to a method elaborated by the authors (Ref.3) which permits to prove simultaneously several elements in a test without destroying of the test. For this aim the tests were radiated by neutrons; that led to the origin of radioactive isotopes. Then the identification of the elements in the test was performed simultaneously according to the half-life and according to the energies of the γ -radiation. Here the half-life curves were traced for every element in a special region of energy being characteristic for the element. The experiments have

Card 1/2

✓

①

S/166/60/000/004/005/008
C111/C222

Radioactive Analysis of Skarns of the Ingichka Occurrence

confirmed that the method proposed by the author in (Ref.3) for the identification of several elements in a test is possible without a separation of the elements. The method is suitable for radioactive wall logging. ✓

There are 9 figures, 3 tables and 8 references: 6 Soviet and 2 American.

ASSOCIATION: Institut yadernoy fiziki AN Uz SSR (Institute of Nuclear Physics of the Academy of Sciences Uzbekskaya SSR)

SUBMITTED: March 6, 1960

Card 2/2

KHAYDAROV, A.A.

3/165/60/000/005/004/005
C111/5222

AUTHORS: Abdullayev, A.A., Lobanov, Ye.M., Saitkov, A.P., Khaydarov, A.A.,
and Romanov, M.K.

TITLE: Analysis of Activated Samples of Ore With the Aid of Scintillation
Gamma-Spectrometers

PERIODICAL: *Investiya Akademi nauk Uzbekskoy SSR. Seriya fiziko-
matematicheskikh nauk*, 1962, No. 9, pp. 43-56

NOTE: The authors propose a method permitting an analysis of multiple-
component materials without a radiochemical separation of the isotopes.
The analysis of the samples by scintillation with neutrons is carried out with
the aid of a multi-channel scintillation gamma-spectrometer which records
the total spectrum of gamma radiations from the mixture of radioactive
isotopes. In order to separate the radiations of the mixture of radioactive
isotopes, the authors propose a method of separating the isotopes by
timely change of the intensity of the different spectral lines being
characteristic for the isotopes in question. It is considered that such a
modification of the usual method it becomes possible to identify the
elements according to the half-life as well as to the energies of the
gamma-rays of corresponding radioactive isotopes. Thereby it becomes
possible, for complicatedly composed ores to prove the single elements

Chart 1/3

quantitatively as well as qualitatively. The quantitative proof is carried
out by a comparison with known standard samples. The authors report
especially on the possibilities of the method for the analysis of the
isotopes in materials of the ores of the Cu and Zn-content in granitic
ores. A diagram is given for the decrease of the activity of the elements
appearing in a laterite

3/165/60/000/005/004/005
C111/5222

Analysis of Activated Samples of Ore With the Aid of Scintillation Gamma-
Spectrometers

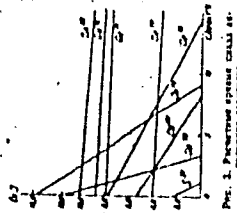


Fig. 1. Decrease of activity of
various elements.

Chart 5/3

SI/166/69/000/005/005/008
C111/C222

Analysis of Activated Samples of Ore with the Aid of Scintillation Gamma-Spectrometers

Fig. 3. Histogram for the determination of the % content of In in ores with different % content of ZnS.

There are 4 tables, 3 figures and 5 references; 4 Soviet and 1 American.

ASSOCIATION, Institut yadernoy fiziki AS Uz SSR (Institute of Nuclear Physics of the Academy of Sciences Uzbekiya SSR)

SUBMITTED: March 6, 1960

Card 3/5

Fig. 3. Calculated curves for the decrease of the activity. The diagram fig. 3, serves for the determination of the % content of In in ores with a different content of ZnS.

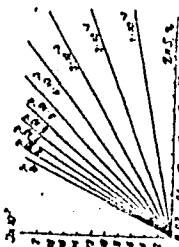


Fig. 3. Histogram for the determination of the % content of In in ores with a different content of ZnS.

Card 4/5

KHAYDAROV, H. A.

3/075/60/015/008/010/018
POZO/KC66

AUTORS: Abdalqayr, A. A., Iobanov, Ye. M., Sovikov, A. P.,
Khamatov, M. and Khaydarov, H. A.

TITLE: Determination of Indium Content in Sphalerites by Radio-
activation Analysis

PERIODICAL: Zhurnal analiticheskoy khimii, 1960, Vol. 15, No. 6,
pp. 703-705

TEXT: The authors made an attempt of developing a method for the indium determination in sphalerites by means of direct measurement of the energy of the test sample by a γ -scintillation spectrometer. The produced γ -rays of indium according to the reaction (n, γ) was used as a basis for the analysis. The nuclear characteristics of the elements occurring in sphalerites are given in Table 1. The device applied consists of a special lead casing (with the thickness of 10 cm) containing a photomultiplier tube with a diameter of 40 mm in diameter and 15 mm high, which is electrically connected to a multiplier of the 5Y3-1C (2K0-15) type and a single-channel pulse analyzer with amplifier, a computer, and a stabilized high-voltage supply. The energy scale of the analyzer in the energy range of 0.3-1.5 Mev is

proved to be linear (Fig. 2). The activity of elements contained in the sphalerite was calculated from data given in Table 1, on the basis of which the curves for the activity decrease were plotted (Fig. 3). According to the equation $I = a \cdot e^{-\lambda t} - \text{exp}(-0.693/\lambda t)$, where a denotes the neutron flux, σ the cross section of neutrons of the element, λ the number of nuclei of the activated element, t the time of irradiation, and τ the half-life period. The analysis of the curves given in Fig. 3 suggests a period of 5 minutes to be an adequate interval between the termination of irradiation and the beginning of measurements. The photomultiplier samples were bombarded with slow neutrons from a Pu^{239} -Be source. The energy interval of the γ -rays for 2 hours and 35 minutes. The authors investigated the effect of the geometry of the sample of the energy spectrum with time and identified the isotope half with respect to the characteristic heads of the spectrum and the half-life period. The activity of the indium isotope was measured within the half-life periods, and then the integration curves were plotted (Fig. 4). Table 2 gives the results obtained for the activity of standard samples of different indium contents. Fig. 5 shows the activity as a function of the percentage indium content at an interval

Card 2/3

of measurement of 5 minutes and with a 5 sample. On the basis of Fig. 5, a nomograph was plotted to determine the Percentage Indium content in samples of different weights (Fig. 6). After calibrating the device and plotting the nomograph, the time of operation was 20 minutes. The difference between the results is, on an average, not more than 2%, and the statistical error not more than 1%, whereas the characteristic error of the method (due to unequal conditions on bombarding and measurement) is 2.2 - 3%, at an In-content in the order of magnitude of 0.1%. Finally, The authors thank S. T. Balasov for providing an analytical sample. There are 6 figures, 3 tables, and 6 references: 3 Soviet, 1 Austrian, and 2 US.

ASSOCIATION: Institut zhurnalnyi fiziki AN SSSR, Tashkent
(Institute of Nuclear Physics of the AS Uzbekiya SSR,
Tashkent)

SUBMITTED: August 25, 1959

Card 3/3

KHAYDAROV, A.A.

102

PHASE I BOOK EXPLOITATION SOV/5592

Vsesoyuznoye soveshchaniye po vnedreniyu radioaktivnykh izotopov i yadernykh izlucheniya v narodnom khozyaystve SSSR. Riga, 1960.

Radioaktivnyye izotopy i yadernyye izlucheniya v narodnom khozyaystve SSSR; trudy Vsesoyuznogo soveshchaniya 12 - 16 aprelya 1960 g. g. Riga, v 4 tomakh. t. 4: Poiski, razvedka i razrabotka poleznykh iskopayemykh (Radioactive Isotopes and Nuclear Radiation in the National Economy of the USSR; Transactions on the Symposium Held in Riga, April 12 - 16, 1960, in 4 volumes. v. 4: Prospecting, Surveying, and Mining of Mineral Deposits) Moscow, Gostoptekhizdat, 1961. 234 p. 3,640 copies printed.

Sponsoring Agency: Gosudarstvennyy nauchno-tekhnicheskiy komitet Soveta Ministrov SSSR. Gosudarstvennyy komitet Soveta Ministrov SSSR po ispol'zovaniyu atomnoy energii

Eds. (Title page): N. A. Petrov, L. I. Petrenko, and P. S. Savitskiy; ed. of this volume: M. A. Speranskiy; Scientific ed.: M. A. Speranskiy; Executive Eds.: N. N. Kuz'mina and A. G. Ionel';

Card 1/11

Radioactive Isotopes and Nuclear (Cont.)

SOV/5592

Tech. Ed.: A. S. Polozina.

PURPOSE : The book is intended for engineers and technicians dealing with the problems involved in the application of radioactive isotopes and nuclear radiation.

COVERAGES: This collection of 39 articles is Vol. 4 of the Transactions of the All-Union Conference of the Introduction of Radioactive Isotopes and Nuclear Reactions in the National Economy of the USSR. The Conference was called by the Gosudarstvennyy nauchno-tekhnicheskii komitet Sovet Ministrov SSSR (State Scientific-Technical Committee of the Council of Ministers of the USSR), Academy of Sciences USSR, Gosplan SSSR (State Planning Committee of the Council of Ministers of the USSR), Gosudarstvennyy komitet Soveta Ministrov SSSR po avtomatizatsii i mashinostroyeniyu (State Committee of the Council of Ministers of the USSR for Automation and Machine Building), and the Council of Ministers of the Latvian SSR. The reports summarized in this publication deal with the advantages, prospects, and

Card 2/11

Radioactive Isotopes and Nuclear (Cont.)

SOV/5592

development of radioactive methods used in prospecting, surveying, and mining of ores. Individual reports present the results of the latest scientific research on the development and improvement of the theory, methodology, and technology of radiometric investigations. Application of radioactive methods in the field of engineering geology, hydrology, and the control of ore enrichment processes is analyzed. No personalities are mentioned. There are no references.

TABLE OF CONTENTS:

Alekseyev, F. A. Present State and Future Prospects of Applying the Methods of Nuclear Geophysics in Prospecting, Surveying, and Mining of Minerals	5
Bulashevich, Yu. P., G. M. Voskoboynikov, and L. V. Mazyukin. Neutron and Gamma-Ray Logging at Ore and Coal Deposits	19
Gordeyev, Yu. I., A. A. Mukher, and D. M. Srebrcdol'skiy. The	

Card 3/11

14

Radioactive Isotopes and Nuclear (Cont.)	SOV/5592	
Problems		133
Zolotov, A. V. Critical Dimensions of an Artificial Bed for the Simulation of Radioactive Methods of Borehole Investigation		139
Sokolov, M. M., A. P. Ochkur, A. A. Fedorov, A. Yu. Bol'shakov, and P. P. Kritev. Application of the Method of Scattered Gamma Radiation for the Investigation of Ore Holes		146
Mashiborskaya, Kh. B. Radioactivation (Photoneutron) Method for Determining Beryllium		154
Yakubson, K. I. On the Possibility of Activation by Fast Neutrons Under Borehole Conditions		157
Sen'ko, A. K. Photoneutron Method of Prospecting, Exploration, and Sampling of Beryllium Ores		163
Abdullayev, A. A., Ye. M. Lobanov, A. P. Novikov, and A. A.		
Card 7/11		

Radioactive Isotopes and Nuclear (Cont.)

SOV/5592

14

Khaydarov. Certain Methods for the Interpretation of the Complex Gamma Spectra in Analyzing the Activated Samples of Rocks 172

Yakubovich, A. L., and Ya. I. Luytsev. Plant of the "Neutron" Type and Its Possible Utilization for the Analysis of the Material Composition of Rocks 180

Yakubovich, A. L., and V. Yu. Zaleskiy. Roentgenoradiometric Method and Equipment for Accelerated Analysis of the Chemical Composition of a Substance 187

Narbutt, K. I., R. L. Barinskiy, and I. S. Smirnova. Application of Nuclear Radiation in Roentgenospectral Analysis 198

Abramyan, S. L., S. M. Aksel'rod, and L. A. Putkaradze. Application of Radioactive Isotopes and Nuclear Radiation for the Investigation of Boreholes in Azerbaydzhan 201

Shnurman, G. A. Experience With Radiometric Investigations

Card 8/11

Radioactive Isotopes and Nuclear (Cont.)	SOV/5592	16
of Microcomponents of Natural Waters		255
Balyanova, Ye. M., K. A. Kuznetsova, I. D. Myaskevskaya, P. P. Fuzyrev, and D. A. Sokolov. Preventive Control of the Drilling Tool Escape From a Coal Seam While Drilling Inclined Boreholes in Lean Seams		260
Abdullayev, A. A., Ye. M. Lobanov, A. P. Novikov, and A. A. Khaydarov. Rapid Determination of the Percentage of Lead in Ores and Concentrates		267
Plaksin, I. N., V. N. Smirnov, and L. P. Starchik. Application of Alpha Radiation for the Automatic Regulation of the Material Composition of Enrichment Products of Certain Ores		270
Lenin, S. S. Scintillation Emanometers		276

Card 10/11

KHAYDAROV, A. A., CAND PHYS-MATH SCI, ^{Use} "UTILIZATION OF
NUCLEAR RADIATIONS ^{for} ANALYZING THE COMPOSITION OF ROCK
SPECIMENS AND ORE CONCENTRATES." TASHKENT, 1961. (ACAD
SCI UZSSR. DEPT OF PHYS-MATH SCIENCES). (KL-DV, 11-61,
209).

S/075/61/016/001/004/019
B013/B055 &

AUTHORS: Lobanov, Ye. M., Romanov, O. M., Romanov, M. M., and Khaydarov, A. A.

TITLE: Determination of Copper and Manganese in Ores by Neutron Activation Analysis of Induced Radioactivity

PERIODICAL: Zhurnal analiticheskoy khimii, 1961, Vol. 16, No. 1, pp. 25-28

TEXT: In the present work the authors studied the applicability of γ -spectrometry in the activation analysis for copper and manganese in rock samples by using a low-intensity neutron flux (10^7 - 10^8 neutrons \cdot cm $^{-2}\cdot$ sec $^{-1}$) for activation. Rock samples containing 0.03 - 0.9% copper and 0.01 - 0.3% manganese were analyzed. The chemical composition of the investigated syenite-diorite and the nuclear characteristics of the elements contained in this rock appear in Table 1. Basing on these data, the conditions for the quantitative determination of copper and manganese were worked out. For calibration, standard samples of known copper- and manganese content were prepared and irradiated with slow Po-Be neutrons from a neutron

Card 1/3

Determination of Copper and Manganese in Ores S/075/61/016/001/004/019
by Neutron Activation Analysis of Induced Radioactivity B013/B055

source of activity approximately 20 c. A paraffin block was used as a moderator. The duration of irradiation was chosen with consideration for the expected activity calculated for the particular isotopes contained in the sample from the known expression (Ref. 8) $A = n \cdot \sigma_{act} \cdot N [1 - \exp(-\lambda)]$, where n = thermal neutron flux, σ_{act} = effective activation cross section, N = total number of nuclei of the isotope in the sample, λ = disintegration constant = $0.693t/T^{1/2}$, and t = duration of irradiation. The γ -activity of the activated samples was measured with a γ -scintillation spectrometer (Ref. 9). Fig. 1 shows the γ -spectrum of Cu^{64} , Fig. 2 that of Mn^{56} and Fig. 3 the superposed γ -spectra of Cu and Mn. For the quantitative determination of Cu and Mn in the test pieces, the γ -spectra measurements of the standard samples were plotted in the diagram shown in Fig. 4. This method makes the direct determination of 0.03 - 0.9% Cu and 0.028 - 0.3% Mn possible. The percentages of Cu and Mn in various rock samples as determined by the suggested method and the results of the chemical analyses appear in Table 2. The statistical measuring error did

Card 2/3

Determination of Copper and Manganese in Ores S/075/61/016/001/004/019
by Neutron Activation Analysis of Induced B013/B055
Radioactivity

not exceed 5%. Repeated measurements were in satisfactory agreement, the deviations being around 3%. The use of higher neutron fluxes by increasing the activity of the source or by applying a (skvazhinny) neutron generator (Ref. 10) shortens periods of irradiation and increases the sensitivity of the activation analysis. There are 4 figures, 2 tables, and 10 references: 4 Soviet, 3 French, and 3 US.

ASSOCIATION: Institut yadernoy fiziki AN UzSSR, Tashkent (Institute of Nuclear Physics of the Academy of Sciences Uzbekskaya SSR, Tashkent)

SUBMITTED: October 1, 1959



Card 3/3

ABDULLAYEV, A.A.; BIBINOV, S.A.; LOBANOV, Ye.M.; KHAITOV, B.K.; KHAYDAROV, A.A.

Using radioactive isotopes as indicators for studying the dynamics
of underground waters. Uzb.geol.zhur. 6 no.1:57-61 '62.

(MIRA 15:4)

1. Akademiya nauk UzSSR.

(Water, Underground)

(Radioisotopes)

ABDULLAYEV, A.A.; KHAITOV, B.K.; LOBANOV, Ye.M.; KHAYDAROV, A.A.

Measurement of the activity of tritium in water samples.

Izv. AN Uz. SSR. Ser. fiz.-mat. nauk 6 no.5:40-44 '62.

(MIRA 15:11)

1. Institut yadernoy fiziki AN UzSSR.
(Tritium)

BIBINOV, S.A.; POBOYKOVA, Ye.G.; PETRENKO, V.D.; KHAYDAROV, A.A.

Radiometric method of analyzing the products of tungsten ore
dressing. TSvet. met. 36 no.7:84-86 J1 '63. (MIRA 16:8)
(Tungsten—Analysis) (Radiometry)

LOBANOV, Ye.M.; NOVIKOV, A.P.; KHAYDAROV, A.A.; GUREVICH, L.G.,
otv. red.; KISELEVA, V.N., red.; KANABAYEVA, Kh.U.,
tekhn. red.

[Activation analysis in conditions of geological bore-
holes] Aktivatsionnyi analiz v usloviakh geologicheskikh
skvazhin. Tashkent, Izd-vo AN Uzb.SSR, 1963. 66 p.
(MIRA 17:2)

DVUKHBABNAYA, TS.M.; LOBANOV, Ye.M.; MIRANSKIY, I.A.;
POZYCHANYUK, V.F.; SAYFUTDINOVA, D.G.; KHAYDAROV, A..

Use of neutron activation analysis in determining minute amounts
of gold and rhenium in rock samples. Zav. lab. 30 no.7:822-
824 '64. (MIRA 18:3)

1. Institut yadernoy fiziki AN UzSSR.

KHAYDAROV, A.Kh., dotsent.

Problem of access to an abscess of the lesser peritoneal sac.
Khirurgiya no.2:73-75 F '54. (MLRA 7:5)

1. Iz. kliniki gospiatal'noy khirurgii Samarkandskogo meditsinskogo
instituta im. akad. I.P.Pavlova (zaveduyushchiy kafedroy - professor
V.P.Bodulin). (Omentum) (Abscess)

KHAYDAROV, A.Kh.; GALANKIN, H.K.

Production of experimental stenosis (coarctation) of the aorta.
Khirurgia, no.9:62-64 8 '55. (MLBA 9:2)

1. iz laboratorii klinicheskoy fiziologii (zav. deystvitel'nyy chlen
AMN SSSR prof. P.K. Anokhin) Instituta khirurgii imeni A.V.
Vishnevskogo (dir.-chlen-korrespondent AMN SSSR prof. A.A.
Vishnevskiy) Akademii meditsinskikh nauk SSSR.
(COARCTATION OF AORTA, exper.
method)

USSR/Human and Animal Physiology. Blood Circulation. The Heart.

T-5

Abs Jour: Ref Zhur-Biol., No 12, 1958, 55599.

Author : Khaldarov, A. Kh., Dzhagaryan, A. D., Mazayov,
P. N., Savchonkov, I. I.

* Inst :

Title : The Roentgenologic and Photographic Diagnosis of an
Experimentally Induced Aorta Coarctation in Dogs.

Orig Pub: Eksperim. khirurgiya, 1956, No 4, 27-32.

Abstract: In 12 dogs, the aorta was stitched lengthwise with a single-stitch apparatus, by using tantalum clamps on the various levels of the thoracic section. In 15 puppies of various ages, an aortic stenosis was performed at points higher and lower than the arterial flow, thus creating an infantile type coarctation. In examining the operated animals, a phono-

Card : 1/2

* *12. indolent khirurgiya i ref zhur-biol. 1958. 55599.*
Examination of dogs. 1958.

USSR/Human and Animal Physiology. Blood Circulation. The Heart.

T-5

Abs Jour: Ref Zhur-Biol., No 12, 1958, 55599.

cardiogram registration was made of the thoracic region and of the esophagus, as well as an electrocardiogram (ECG). Also, roentgenography, serial angiocardiology, and kymography were used in the examination. The appearance of systolic and diastolic noise was observed in aortic stenosis, on the level of the stenosis, and also vortex movements of the contrast matter above the stenosis. The roentgenologic endoauscultation method makes it possible to determine the site, the degree, and the length of the aorta stenosis. The authors are of the opinion that angiocardiology and roentgenologic endoauscultation are of great significance for the diagnosis and for the choice of methods in treating aorta coarctation in man.

Card : 2/2

KHALDAROV, A. Kh., MAYSYUK, A.P. (Moskva)

Morphological characteristics of experimental coarctation of the
aorta. Eksper.khir. 3 no.5:58-59 S-0 '58 (MIRA 11:11)
(AORTA--DISEASES)

KHAYDAROV, A. Kh.: Doc Med Sci (diss) -- "Some physiological characteristics of hemodynamic shifts in experimental coarctation of the aorta". Moscow, 1959. 22 pp (Acad Med Sci USSR), 250 copies (KL, No 15, 1959, 119)

KHAYDAROV, A.Kh.

Physiological mechanisms of functional compensation in experimental aortic coarctation. Med. zhur. Uzb. no.6:51-53 Je '61.

(MIRA 15:1)

1. Iz gosital'noy khirurgicheskoy kliniki Samarkandskogo gosudarstvennogo meditsinskogo instituta imeni I.P.Pavlova.

(AORTA--DISEASES)

KHAYDAROV, A.Kh.; GALAYKO, S.M.

Treatment of extensive burns. Med. zhur. Uzb. no.11:66-68 N '61.
(MIRA 15:2)

1. Iz kliniki gospiatal'noy khirurgii (zav. - doktor med.nauk Khaydarov,
A.Kh.) Samarkandskogo gosudarstvennogo meditsinskogo instituta imeni
akademika I.P.Pavlova.

(BURNS AND SCALDS)

KHAYDAROV, A.Kh., prof.: OBUKHOVA, L.M.; VAKHIDOV, A.Z.

Strengthening the abdominal wall in recurrent ventral hernias by means of plastic repair of the aponeurosis and skin with an A.A. Limberg counter graft. Khirurgiia no.6:95-97 Je '61.

(MIRA 14:11)

1. Iz gospi'tal'noy khirurgicheskoy kliniki (zav. - prof. A.Kh. Khaydarov) Samarkandskogo meditsinskogo instituta.
(HERNIA) (SKIN—TRANSPLANTATION)

S/242/62/000/008/001/001
I053/I215

AUTHORS Khaydarov, A. Kh., Prof. Cand. Med. Sc.; Galayko, S. M., Levin, S. I., and Foygel'man, A. Ya.

TITLE: Homo-autoplastic surgery in burns of irradiated animals

PERIODICAL: Meditsinskiy zhurnal uzbekistana, no. 8, 1962, 55-57

TEXT: The biologic principles of the successful transplantation of homografts are not yet understood. Twenty six rabbits of about the same weight and age were subjected to charring burns on their backs (9 cm²). The necrotic scab was removed at regular time intervals and an auto- or homograft was immediately transplanted into the opened wound. Twenty rabbits were subjected to repeated X-irradiation. (2 × 600r). Penetrating radiation affects the recipient of the homograft, which, when transplanted during the height of radiation sickness dissolved rapidly. The healing process of autografts is slower in the irradiated animals than in the controls. Homografts transplanted from irradiated animals, 7 days after irradiation with 600 r, to healthy animals, remained alive for a long time and the epithelisation of the wound occurred after 4-5 weeks

ASSOCIATION: Kafedra gospital'noy khirurgii Samarkandskogo gosudarstvennogo meditsinskogo instituta (Chair of Hospital Surgery State Institute of Medicine, Samarkand)

Card 1/1

GALAYKO, S.M., kand. med. nauk; KHAYDAROV, A.Kh., prof.; MISAYEV, T.M.,
aspirant

Surgical treatment of trophic ulcers of the leg. Nauch.
trudy SamMI 22:89-93 '63. (MIRA 17:9)

1. Iz kliniki gosspital'roy khirurgii Samarqandskogo meditsin-
skogo instituta.

3
KHAYDAROV, A.Kh., prof.; OBUKHOVA, I.M., dotsent; GALAYKO, S.M.,
kand. med. nauk

Restorative operations in cicatricial contractures. Nauch.
Trudy SamMI 22:100-106 '63. (MIRA 17:9)

1. Iz kliniki gospital'noy khirurgii Samarkandakogo meditsinskogo
instituta.

..KHAYDAROV, A.Kh., prof.; RASULOV, Kh.Kh., ispolnyayushchiy obyazannosti
dotaenta

Primary cranioplasty by means of plexiglas in cranial traumas.
Nauch. trudy SamMI 22:107-111 '63. (MIRA 17:9)

1. Iz kafedry gosspital'noy khirurgii Samarkandskogo meditsinskogo
instituta.

KHAYDAROV, A.Kh., prof.; RAFIKOV, A.U.

Importance of sedimentation cystography in the diagnosis
of tumors of the urinary bladder. Nauch. trudy SamMI
22:112-114 '63. (MIRA 17:9)

1. Iz gospiatal'noy khirurgicheskoy kliniki Samarkandskogo
meditsinskogo instituta.

APR 1982

1982

Khaydarov, A. Kh. (Professor); Kulliyatov, M. M.

Use of lagochilin in removing burn granulation tissue and in plastic surgery

Meditsinskii zhurnal Uzbekistana, vol. 1, no. 1, 1982, pp. 1-2.

Drug, blood, tissue transplant, procedure, burn, surgery, drug treat-

The authors used lagochilin (a natural product of the plant Lagochilus
sibiricus) to interact with the granulation tissue of burn wounds. The
tissue is removed from the wound surface and the lagochilin extract is
applied. The extract of lagochilin has a hemostatic effect and
stimulates the granulation tissue. The authors describe the use of
lagochilin in the treatment of burn wounds. The authors state that
the use of lagochilin stops bleeding and promotes the growth of
granulation tissue. The authors state that the use of lagochilin
improves grafts and allows for the removal of granulation tissue
if it is possible to operate on the wound surface without danger of operating

19401002

At Kafala hospital'noy khirurgii (address: ulitsa mekhanizatsionnaya
ulitsa F. Pavlova i ob'yedinennyy ulitsy 100000, Bldg. No. 1
of Hospital Surgery of the Samarkand Institute of United
Hospital No. 1)

19401002

EX 11

19401002 LS

19401002

OTHER: AT

19401002

KHAYDAROV, A.Kh.; MILLAKANDOV, S.A.

Hemostatic effectiveness of Lagochilus tincture in dermatoplasty in burns. Vest. khir. 92 no.6:109-110 Je '64.

(MIRA 18:5)

1. Iz gosspital'noy khirurgicheskoy kliniki (zav. - prof. A.Kh. Khaydarov) Samarkandskogo meditsinskogo instituta imeni Pavlova (rektor - dotsent M.N. Khantov) i ob'yedinennoy klinicheskoy bol'nitsy No.1 (glavnyy vrach - Ya.U. Uzakov).

10984-65 EWT(m) GG

ACC NR: AR6011864

SOURCE CODE: UR/0299/65/000/020/K017/K017

AUTHOR: Khaydarov, A. Kh.; Galayko, S. M.

25
B

TITLE: Morphological change of homotransplants in irradiated animals

SOURCE: Ref. zh. Biologiya, Abs. 20M102

REF SOURCE: Nauchn. tr. Samarkandsk. med. in-t, v. 31, 1964, 45-48

TOPIC TAGS: animal experiment, tissue transplant, skin physiology, radiation biologic effect, radiation sickness, rabbit

ABSTRACT: Six rabbits were irradiated with single 400 to 600 r doses; and, following irradiation skin from these animals was transplanted to nonirradiated animals in 1 to 3 days (1st series, 5 rabbits), in 7 days (2nd series, 5 rabbits) and in 1½ to 2 mos (3rd series, 5 rabbits). Skin from nonirradiated donors was transplanted to 3 control rabbits. Morphology of transplant accretion in rabbits of the 1st and 2nd series corresponded to that of control rabbits (the wound was replaced by scar tissue in 3 weeks). In rabbits of the 3rd series, the transplants from animals who had survived acute radiation sickness took for a longer period (dystrophic changes in the transplant were found only after 4 weeks). N. S. [Translation of abstract].

SUB CODE: 06

Card 1/1 *gd*

UDC: 577.99

KHAYDAROV, D.

Variability of the cotton wilt agent. Uzb. biol. zhur. 9 no.4:21-25
'65. (MIRA 18:10)

1. Vsesoyuznyy institut zashchity rasteniy.

NAGIBIN, Ya.D., prof., doktor sel'skokhozyaystvennykh nauk;
KHAYDAROV, E., kand. sel'skokhoz. nauk

Transforming the nature of the S-460 cotton variety. Agro-
biologiya no.6:831-835 N-D '63. (MIRA 17:2)

1. Tadzhiskiy sel'skokhozyaystvennyy institut, Dushanbe.

SPERANSKAYA, A.A.; KHAYDAROV, I.Sh.

Polarograph for determining the oxygen content in fresh-water lakes
and rivers. Vest. Mosk. un. Ser. 3: Fiz., astron. 18 no.5:24-27
S-0 '63. (MIRA 16:10)

1. Kafedra fiziki morya i vod sushi Moskovskogo gosudarstvennogo
universiteta.

KHAYDAROV, I.Sh.

Device for determining dissolved oxygen. Vest.Mosk.un.Ser.6:
Biol., pochv. 20 no.4:59-64 J1-Ag '65.

(MIRA 18:12)

1. Zoologo-entomologicheskaya laboratoriya Moskovskogo
universiteta.

КНЯЗЬКОВ, З.

Developmental rhythm of some forage plants at different altitudes
of the Karatau Mountains. Tr. Bot. otd. 9 no. 1:49-50 '65.
MOSA 1846)

L. Institut botaniki AN SSSR.

21.5250

S/058/63/000/001/031/120
A062/A101

AUTHORS: Muminov, M., Khaydarov, Kh.

TITLE: Absorption of γ -rays by burnt bricks

PERIODICAL: Referativnyy zhurnal, Fizika, no. 1, 1963, 68, abstract 1A586
("Tr. Samarkandsk. un-ta", 1962, no. 117, 3 - 11)

TEXT: An experimental study was made on the attenuation of a wide and a narrow γ -ray beam passing through an absorber of complex composition (burnt brick). As a source of γ -radiation a preparation of Co^{60} was used. Recording of the γ -radiation was carried out with the aid of a Geiger-Müller counter and a B-type installation. The results of the measurements are presented in the form of a series of diagrams.

[Abstracter's note: Complete translation]

Card 1/1

S/081/62/000/015/036/038
B171/B101

AUTHORS: Khaydarov, Kh. F., Abduvaliyev, A. A., Sultanov, A. S.

TITLE: Investigation of the polymerization of sylvan in the presence of organic-titanium-silicon halide ionic catalysts

PERIODICAL: Referativnyy zhurnal. Khimiya, no. 15, 1962, 632, abstract 15R35 (Sb. "Vopr. izpol'zovaniya mineral'n. i rastit syr'ya Sredn. Azii." Tashkent, AN UzSSR, 1961, 128-132)

TEXT: The reaction of the polymerization of sylvan under the action of complex catalysts: $Ti[CH_3Si]_2Cl_{10}$, $Ti[(CH_3)_2Si]_2Cl_8$, $Ti[(CH_3)_3Si]_2Cl_6$ and $Ti[C_6H_5Si]_2Cl_{10}$ has been investigated. The reaction was carried on for 5 hours at $50^{\circ}C$ and the amount of the catalyst used represented 0.5-4% mole per mole sylvan. The yield of the polymer increases with the decrease of the number of methyl groups in the catalyst. The molecular weight of polysylvan ranges from 1500 to 2000. Polysylvans thus prepared may be used in the paint and varnish industry. [Abstracter's note: Complete translation.]

Card 1/1

L 14947-63 EMP(j)/EMT(m)/BJS ASD Pe-4 RM
ACCESSION NR: AP3003791

s/0190/61/005/000/1012/1015

KHAYDAROV, Kh.F.; SULTANOV, A.G.; ABDUVALIYEV, A.A.

Polymerization of styrene in the presence of complex ionic
catalysts consisting of antimony, cadmium, and aluminum
chlorides and organosilicon compounds. Khim. i fiz.-khim.
prirod. i sint. polim. no.1:131-137 '62 (MIRA 18:1)

Polymerization of styrene in solution. Ibid. 1:138-142

ABDUVALIYEV, A.A.; KHAYDAROV, Kh.F.; SULTANOV, A.S.; SIGOV, V.V.;
DORONIN, N.L.; TARASOVA, A.G.

Production of polysylvan from the wood-chemical sylvan. Gidroliz.
i lesokhim.prom. 17 no.2:22-23 '64. (MIRA 17:4)

1. Institut khimii polimerov AN UzbSSR (for Abduvaliyev,
Khaydarov, Sultanov). 2. Ashinskiy lesokhimicheskiy kombinat
(for Sigov, Doronin, Tarasova).

1. The following information was obtained from a review of the literature on the preparation of polyethylene glycol (PEG) and its use in the preparation of emulsions. The results of the study are given in the following table. The polyethylene glycol was prepared with up to 40% of the total weight of the emulsion. The emulsion was prepared by heating to 110°C.

2. The following information was obtained from a review of the literature on the preparation of polyethylene glycol (PEG) and its use in the preparation of emulsions. The results of the study are given in the following table. The polyethylene glycol was prepared with up to 40% of the total weight of the emulsion. The emulsion was prepared by heating to 110°C.

3. The following information was obtained from a review of the literature on the preparation of polyethylene glycol (PEG) and its use in the preparation of emulsions. The results of the study are given in the following table. The polyethylene glycol was prepared with up to 40% of the total weight of the emulsion. The emulsion was prepared by heating to 110°C.

4. The following information was obtained from a review of the literature on the preparation of polyethylene glycol (PEG) and its use in the preparation of emulsions. The results of the study are given in the following table. The polyethylene glycol was prepared with up to 40% of the total weight of the emulsion. The emulsion was prepared by heating to 110°C.

5. The following information was obtained from a review of the literature on the preparation of polyethylene glycol (PEG) and its use in the preparation of emulsions. The results of the study are given in the following table. The polyethylene glycol was prepared with up to 40% of the total weight of the emulsion. The emulsion was prepared by heating to 110°C.

ABDUVALIYEV, A.A.; KHAYDAROV, Kh.F.; SAGDULLAYEVA, P.; OBNOSOVA, A.D.

Lacquers based on urea-formaldehyde resins modified with furfuryl alcohol. Lakokras.mat. i ikh prim. no.2:67-69 '64. (MIRA 17:4)

KHAYDAROV, K.Kh.

Triacanthine , a new preparation with spasmolytic action. Med.
prom. 17 no.6:53-54 Je'63 (MIRA 17:4)

1. Vsesoyuznyy nauchno-issledovatel'skiy institut lekarstvennykh i aromaticeskikh rasteniy.

KHAYDAROV, R.M., inzh.

Dynamics of stream channel processes in the Ili Delta. Trudy
Gidroproekta no.4:266-272 '60. (MIRA 15:2)
(Ili Delta--Hydrology)

BOK, I.I.; BARBOT de MARNI, A.V.; VISLOGUZOVA, A.V.; GALIYEV, M.S.;
LI, A.B.; LOMONOVICH, M.I.; YAKOVENKO, Z.V.; ASSING, I.I.;
NURMANGALIYEV, A.B.; SOKOLOV, S.I.; GRIGOR'YEVA, Ye.P.;
SEROV, N.P.; LEONOV, G.M.; ZAKHAROV, B.S.; ZAGAYNOV, V.I.;
BOROVSKIY, V.M.; LITVINOVA, A.A.; POGREBINSKIY, M.A.;
NASONOVA, O.M.; KHAYDAROV, R.M.; SUVOROVA, R.I., red.;
ALFEROVA, P.F., ~~serim. red.~~

[Ili Valley, its nature and resources] Iliiskaya dolina, ee priroda i resursy. Pod obshchei red. M.I.Lomonovicha. Alma-Ata, Izd-vo AN Kaz.SSR, 1963. 338 p. (MIRA 16:8)

1. Akademiya nauk Kazakhskoy SSR, Alma-Ata. Institut geologicheskikh nauk. 2. Nauchnyye sotrudniki Instituta geologicheskikh nauk AN KazSSR (for Bok, Barbot de Marni, Visloguzova, Galiyev, Li, Lomonovich, Yakovenko). 3. Institut pochvovedeniya AN KazSSR (for Assing, Nurmangaliyev, Sokolov, Borovskiy, Litvinova, Pogrebinskiy). 4. Institut botaniki AN KazSSR (for Grigor'yeva, Nasonova). 5. Institut zoologii AN KazSSR (for Serov). 6. Kazakhskiy politekhnicheskiy institut (for Leonov). 7. Ministerstvo sel'skogo khozyaystva KazSSR (for Zakharov). 8. Kazanskiy filial Instituta "Gidroyekt" im. S.Ya.Zhuka (for Khaydarov).

(Ili Valley--Physical geography)

KHAYDAROVA, R.N.

Geography of the industry of the northern districts of the Tajik S.S.R.
Uch. zap. Dush. gos. ped. inst. 35. Ser. geog. no.2:161-184 '62.
(Tajikistan—Industries, Location of)