

GLADKOV, V.G.

Linearly oriented structural elements in the zone of the Olovyaninsk
overthrust (eastern Transbaikalia). Geotektonika no.1:129-131 Ja-F
'65. (MIRA 18:5)

1. Irkutskiy gosudarstvennyy nauchno-issledovatel'skiy institut
redkikh metallov.

L 31188-66 EWT(1)/T JK

ACC NR: AP6022597

SOURCE CODE: UR/0016/66/000/003/0143/0145

AUTHOR: Mukhordov, F. G.; Gladkov, V. I.; Musokhranov, P. D.

28
E

ORG: Kemerov Medical Institut (Kemerovskiy meditsinskiy institut); City Infectious Disease Hospital (Gorodskaya infektsionnaya bol'nitsa)

TITLE: Treatment of anthrax

SOURCE: Zhurnal mikrobiologii, epidemiologii i immunobiologii, no. 3, 1966, 143-145

TOPIC TAGS: serum, penicillin, antibiotic, anthrax, vitamin, cortisone, disease therapeutics, drug treatment

ABSTRACT: Twelve patients with anthrax of varying degrees of severity were successfully treated by the authors. Depending on the severity, the patients were injected intramuscularly with 50-100 ml of antianthrax serum, 300,00 units of penicillin, and 0.4 g of biomyacin four times a day. The antibiotics were continued for 10 days. The patients also received vitamins, applications of skin ointment, various drugs for symptomatic relief, and, in severe cases, cortisone. Improvement began within 24-28 hours. [JPRS]

SUB CODE: 06 / SUBM DATE: 26Jan65 / ORIG REF: 005

Card 1/1 CC

UDC: 616.981.51-08

0915

0616

SELENINA, L.V.; GLADKOV, V.I.; ZOZULYA, R.N.

Valerian culture in the Karelian Isthmus. Trudy Len. khim.-farm.
inst. 12:335-343 '61. (MIRA 15:3)

1. Kafedra farmakognozii i botaniki Leningradskogo khimiko-
farmatsevticheskogo instituta.
(LENINGRAD PROVINCE--VALERIAN)

GLADKOV, V.I., klinicheskiy ordinator; VECHELKOVSKIY, Yu.L.

Spectral determination of copper content in the blood of some patients with infectious diseases. Sbor.rab.Sverd.med.inst. no.32:122-126 '61. (MIRA 16:2)

1. Iz kafedry infektsionnykh bolezney (zav. kafedroy dotsent A.I.Kortev) i iz kafedry fiziki (zav. kafedroy - dotsent S.G. Bogomolov) Sverdlovskogo meditsinskogo instituta.
(COPPER IN THE BODY) (TYPHUS FEVER) (DYSENTERY)

GLADKOV, V.K., aspirant

Automatic water-actuated sector gate for pressure spillways.

Izv. TSKhA no.5:185-191 '61.

(MIRA 14:12)

(Spillways)

33126

S/105/62/000/002/002/002
0032/E514

24,2200 (1147,1158,1164)

AUTHORS Shishkov, A.G., Candidate of Physico-mathematical Sciences, Ivanov, Yu.D., Engineer and Gladkov, A.M., Engineer (Moscow)

TITLE An instrument for the oscillographic measurement of the dynamic magnetization curve of ferromagnetics

PERIODICAL Elektrichestvo, no. 2, 1962, 68-71

TEXT The importance of the dynamic magnetization curve in studies of the properties of ferromagnetics is pointed out. This curve is defined as the geometrical locus of the end points of the hysteresis loops obtained with a monotonically increasing amplitude of a symmetrical alternating magnetic field. Existing methods for studying magnetization curves of ferromagnetics are said to consume a great deal of time. Oscillographic methods on the other hand are more convenient. In the present paper the authors describe an apparatus which can record oscillographically a family of symmetric hysteresis loops which are obtained with an amplitude modulated sinusoidal magnetizing current. A block diagram of the device is shown in Fig. 1. The master oscillator (Card 174)

33126

5/105/62/000/002/007/002
R052/513

n instrument for the

produces a sinusoidal voltage at 500 cps. This voltage is fed into the modulator M , which also receives a 50 cps voltage signal from the oscillator O . In the modulating stage the 500 cps signal is amplitude modulated and the modulation coefficient may be varied from 0 to 100. The load of the modulating stage is a transformer whose primary is connected in series with a capacitance. This circuit is tuned to 500 cps; the magnetizing current is regulated by voltage changes across a load resistance placed across the secondary of the transformer. This circuit is fed into a current amplifier which is tuned to 500 cps. The magnetizing current is measured by an ammeter in the magnetizing circuit. The magnetizing circuit also includes a resistor R which provides the horizontal deflection for the oscillograph. A double-beam oscillograph is used to measure simultaneously the images on the screen so that the characteristics of the specimens can be compared. The voltage across the specimen and the streamers is fed through an integrator into an amplifier and then into the vertical plates of the oscillograph. As a result a family of symmetric hysteresis loops appears on the screen.

+

Card 2/4

33126

An instrument for the ...

S/105/62/000/002/002/002
E052/E514

In order to produce the dynamic magnetization curve, the apparatus includes a pulse-shaping circuit which controls the brightness of the CRO beam. . These pulses are produced from the 500 cps signal and are fed into a phase reversing stage which is used to shift the pulses by up to 180° relative to the extremal point on the magnetization current curve. From the phase shifter the signal is fed into a circuit which produces sharp pulses at twice the frequency. These pulses pass through a limiter and amplifier and are applied to the modulating electrode of the CRO tube, thereby producing brightness modulation. The errors of measurements along the vertical and horizontal channels are of the order of 5%. G. S. Veksler is mentioned for his contributions in this field (Elektrichestvo, 1962, No.10). There are 5 figures.

SUBMITTED: September 10, 1961

Card 3/4


SHISHKOV, A.G., kand.fiz.-matem.nauk (Moskva); IVANOV, Yu.E., inzh.
(Moskva); GLADKOV, V.H., inzh. (Moskva)

Oscillograph for measuring the dynamic saturation curve of
ferromagnetic substances. Elektrichestvo no.2:66-70 F '62.
(SER. 15:2)

(Ferrite measurement)
(66 mode ray oscillograph)

GLADKOV, V.M., kapitan meditsinskoy sluzhby; MALINSKIY, I.M.

Use of statistical methods in the scientific and practical work of
military physicians. Voen.-med.zhurn. no.8:94-95 '61. (MIRA 18:5)



GLADKOV, V.S., inzh.

Strength of road concrete. Avt.dor. 25 no.3:20-22 Mr '62.

(MIR, 15:3)

(Roads, Concrete--Testing)

ACC NR: AT0008853

SOURCE CODE: UR/0000/65/000/000/0137/0146

AUTHOR: Fertik, S. M.; Taller, Ye. G.; Konotop, V. V.; Linetskiy, V. Ya.; Gladkov, V. S.; Goliushko, G. M.

ORG: none

TITLE: Design of a capacitor bank with stored energy of 625 kJ for the production of strong magnetic fields

SOURCE: AN UkrSSR. Magnitnyye lovushki (Magnetic traps). Kiev, Naukova dumka, 1965, 137-146

TOPIC TAGS: electric capacitor, electric capacitance, electric inductance, electric power source, electric network/ KIMS-1^{electric} capacitor

ABSTRACT: The article describes the design and final construction of a capacitor bank rated 625 kJ and intended to operate at four different charging voltages (50, 100, 200, and 250 kv), with much larger operating life than earlier designs (not less than 200 000 discharges as against 2000 - 5000) and with low total inductance. The main stages of the development consisted of designing a special capacitor (type KIMS-1), rated 10 μ F (12.5 kJ), and a special system of interconnecting and switching the capacitor bank, consisting of special discharge gaps and various high-voltage coaxial cables. Problems involved in stacking the capacitors into columns, mechanical strength and safety during discharge are also discussed. Orig. art. has: 4 figures, 5 formulas, and 2 tables.

SUB CODE: 09/ SUBM DATE: 20Oct65

Card 1/1

ACC NR: AT6008354

SOURCE CODE: UR/0000/65/000/000/0147/0156

AUTHOR: Konotop, V. V.; Gladkov, V. S.; Nemchenko, Yu. S.

ORG: none

TITLE: Investigation of the operation of a capacitor bank with stored energy ^{of} 625 kJ using a physical model

SOURCE: AN UkrSSR. Magnitnyye lovushki (Magnetic traps). Kiev, Naukova dumka, 1965, 147-156

TOPIC TAGS: electric network, test model, electric capacitor, differential equation

ABSTRACT: The authors describe a model constructed to simulate the low-inductance capacitor bank described in a companion paper (Acc. Nr. AT6008353). The equivalent circuit of the battery consisted of 99 reactive elements, so connected that the order of differential equations to be solved is reduced to 29. The purpose of the test was to check whether the capacitor bank is correctly connected (the switching elements installed in the proper places), to determine the voltages that can occur in the capacitor-bank elements during normal and emergency conditions, and to assess the effect of different lengths of the interconnecting cables on the operation of the bank. Low-voltage capacitors (KBG, KSO, and KTK) were used in the model. The coaxial cable was replaced by artificial lines with lumped constants. Tables showing the characteristics of the different circuits and oscillograms showing the results of simulated transient tests are presented. The emergency conditions simulated wre a short circuit

ACC NR: AT6008854

of the load, a short circuit of the cable during the charging of the capacitor bank, and a short circuit of one capacitor at nominal charging voltage. The tests have shown that the increase in the current of individual capacitors occurring under the abnormal conditions does not exceed the safety factor incorporated in the design. Orig. art. has: 5 figures, 5 formulas, and 2 tables.

SUB CODE: 09/ SUBM DATE: 20Oct65

BAKLANOV, A.S., inzh.; GLADKOV, V.S., kand. tekhn. nauk; IVANOV, F.M., kand.
tekhn. nauk

Heat insulation as a means of improving the durability of concrete
structures. Transp. stroi. 15 no.7:42-44 J1 '66. (MIRA 18:7)

OBUKHOV, V.M.; GLADKOV, Yu.M.

Concerning the quality of plastic suspension TS-27 lamp
receptacles. Prom. energ. 16 no.4:50 Ap '61. (MIRA 14:9)

1. Magnitogorskiy kalibrovochnyy zavod.
(Electric lamps, Incandescent)

GLADKOVA, A

"Fragments form the history of the chyricaeene family.
(on the ground of study of the pollen from Middle
Cenozoic deposits in western Siberia.)

Report to be submitted for the Intl. Conf. on Palynology
Tucson, Arizona. 23-27 Apr '62.

All-Union Scientific Research Petroleum Inst., Leningrad.

GLAZMAN, B.A.; SAVINYKH, A.G.; GLADKOVA, A.A.; LYUKHANOV, C.F.; KUNDIN, V.M.;
MERTINS, I.P.

Automation of hydrolysis processes. Gidroliz. i lesokhim. prom.
17 no.7:25-28 '64. (MIRA 17:11)

1. Krasnodarskiy gidroliznyy zavod (for Glazman, Savinykh, Gladkova,
Lyukhanov). 2. Proyektno-konstruktorskoye byuro Severo-Kavkazskogo
soveta narodnogo khozyaystva (for Kundin, Mertins).

VARTAPETOV, B.A.; GLADKOVA, A.I.; SHIFMAN, L.M.

Experimental clinical study of the combined use of methyl-
testosterone, bromural and lecithin in vasomotor disturbances
induced by castration and incretory insufficiency of the male
sex glands. Trudy Ukr.nauch.-issl.inst.eksper.endok. 18:272-283
'61. (MIRA 16:1)

1. Otdel fiziologii i klinicheskiy otdel Ukrainskogo instituta
eksperimental'noy endokrinologii.
(CASTRATION) (HORMONES, SEX) (TESTOSTERONE)
(BROMURAL) (LECITHIN)

GLADINA, A. A.

Effect of the temperature of the water on the rate of
and temperature are. *Environ. Pollut.* 1988 10: 1-13

... of the
... ..

GLADKOVA, A.I.

Effect of adrenolytic (dibenzamine) and vagolytic (atropine) agents on unconditioned vasomotor reflexes in castrated animals. Trudy Ukr. nauch.-issl. inst. eksper. endok. 19:317-326 '64. (MIRA 18:7)

1. Iz otdela fiziologii Ukrainskogo instituta eksperimental'noy endokrinologii.

GLADKOVA, A.I.; NOVIKOVA, N.V.

Use of ornid in hypertension of endocrine origin. *vesti fiziol.
i eksp. terap.* 9 no.3:60-61 My-Je '65. (KIRA 18:9)

1. Otdel fiziologii (zav.- prof. B.A. Vartapetov) Ukrain'skogo
instituta eksperimental'noy endokrinologii, Kharkov.

"APPROVED FOR RELEASE: Tuesday, September 17, 2002
APPROVED FOR RELEASE: Tuesday, September 17, 2002

CIA-RDP86-00513R000
CIA-RDP86-00513R0005

GLADKOVA, A.N.

Flora of Maykop deposits of the Northern Caucasus on the basis
of a spore-pollen analysis. Trudy VNIGRI no.75:161-189 '59.

(MLRA 7:9)

(Caucasus, Northern--Pollen, Fossil) (Pollen, Fossil--
Caucasus, Northern) (Caucasus, Northern--Spores, Fossil)
(Spores, Fossil--Caucasus, Northern)

GROSSGEYM, V.A.; GLADKOVA, A.N.; NALIVKIN, D.V., akademik.

Pollen and spore distribution along the cross-section of the Khadum horizon and Maikop series of the Belaya river. Dokl.AN SSSR 92 no.6:1205-1208 0 '53.
(MLRA 6:10)

1. Akademiya nauk SSSR (for Nalivkin).
(Belaya river--Pollen, Fossil) (Pollen, Fossil--Belaya river)

GLADKOVA, A.; SAMOYLOVICH, S.

Letter to the editor of "Botanicheskii zhurnal." Bot.zhur.40
no.5:785-786 3-0 '55. (MLRA 9:4)
(Pollen)

G.L. ADKOV, A.A.

BOYTSOVA, Ye.P.; GLADKOVA, A.N.; ZAUVER, V.V.; KHUCHININA, N.V.;
MALYASOVA, Ye.S.; MOREVA, V.A.; POKROVSKAYA, I.M.; ROMANOVSKAYA, G.M.;
SEDOVA, M.A.; SIGOVA, N.H.; POKROVSKAYA, I.M., redaktor; PERLIN, S.S.
redaktor izdatel'stva. GUROVA, O.A., tekhnicheskij redaktor.

[Atlas of Miocene spore and pollen complexes of various regions of
the U.S.S.R.] Atlas miotsenovykh sporovo-pyl'tsevykh kompleksov
razlichnykh raionov SSSR. Moskva, Gos.nauch.tekhn.izd-vo lit-ry po
geol. i okhr.nedr, 1956. 460 p. (Leningrad, Vsesoyuznyi geologicheskii
institut, Materialy, no.13) (MIRA 10:1)
(Spores (Botany), Fossil) (Pollen, Fossil)

GLADKOVA, A.N.

Fossil pollen of the genus *Kremurus* M.B. Dokl. AN SSSR 107 no.3:
471-472 Mr '56. (MIRA 9:7)

1. Vsesoyuznyy neftyanyy nauchno-issledovatel'skiy geologo-razvedoch-
nyy institut. Predstavleno akademikom V.N. Sukachevym.
(Pollen, Fossil)

GLADKOVA, A.N.

Pollen of certain living and fossil species of the genus *Myrica* L.
Dokl. AN SSSR 109 no.1:213-216 J1-Ag '56. (MIRA 9:10)

1. Predstavleno akademikom V.N. Sukachevym.
(Pollen) (Myrica)

GLADKOVA, A.N.

Some new data on the Pliocene flora of the Cheleken Peninsula. Dokl.
AN SSSR 117 no.1:121-123 N-D '57. (MIRA 11:3)

1. Vsesoyuznyy neftyanoy nauchno-issledovatel'skiy geologorazvedochnyy
institut. Predstavleno akademikom V.N.Sukachevym.
(Cheleken Peninsula--Paleobotany)

GLADKOVA, A.N.

Nipa Thunba. palm fossil in Eocene sediments in Turkmenia.
Trudy VNIGRI no.196. Paleont.sbor. no.31579-599 '62.

(MIRA 16:4)

(Turkmenistan--Palms, Fossil)

GLADKOVA, A.N.; ZAUZER, V.V.; MCHEDLISHVILI, N.D.

Morphology of the pollen grains of Ephedra. Trudy VNIGRI no.239:38-46
'65. (MIRA 18:7)

GLADKOVA, A.N.

Fossil Myricaceae, Western Siberia. Trudy VNIIGI no.239 142-190 165.
(MIRA 18:7)

"APPROVED FOR RELEASE: Tuesday, September 17, 2002
APPROVED FOR RELEASE: Tuesday, September 17, 2002

CIA-RDP86-00513R000
CIA-RDP86-00513R0005

GLADKOVA, E.S., kand. tekhn. nauk; SAFONOV, L.M., inzh.

Using cyclone principle in technological processes. Izv.
vys. ucheb. zav.; mashinostr. no.10:150-156 '63.

(MIRA 17:3)

1. Moskovskoye vyssheye tekhnicheskoye uchilishche imeni
Baumana.

SHOSTAKOVSKIY, M.F.; AFAYIN, A.S.; TROFIMOV, B.A.; GUSAROV, A.V.; GLADKOVA,
G.A.

Interaction of mercaptans with cyclic acetals. Izv. AN SSSR. Ser. khim.
no. 9:1686-1687 S '64. (MIRA 17:10)

1. Irkutskiy institut organicheskoy khimii Sibirskogo otdeleniya
AN SSSR.

KOMAROV, N.V., VLASOVA, N.N.; KAGAN, G.I.; GLADKOVA, G.A.

Synthesis and some conversions of primary γ -alkylthio acetylene
mercaptans. Zhur. ob. khim. 35 no.10:1763-1767 Q '65.

(MIRA 18:10)

1. Irkutskiy Institut organicheskoy khimii Sibirskogo otdeleniya
AN SSSR.

L 2265-66 EWT(m)/EPF(c)/EPF(n)-2/EWP(j)/EWA(h)/EWA(l) GG/RM
ACCESSION NR: AP5022220 UR/0191/65/000/009/0008/0012
678.742.2.01:539.12.04:678.048

AUTHOR: Gladkova, G. I.; Yegorova, Z. S.; Karpov, V. L.; Leshchenko, S. S.;
Mitrofanova, L. V.; Slovokhotova, N. A.; Pinkel', E. B.; Chernitsov, S. M.

TITLE: Thermal stabilization of irradiated polyethylene by industrial anti-oxidants

SOURCE: Plasticheskiye massy, no. 9, 1965, 8-12

TOPIC TAGS: antioxidant additive, polyethylene, antirad additive, gamma radiation, radiation effect

ABSTRACT: The following industrial antioxidants were introduced into polyethylene in amounts of 2, 5, and 10%: 2,2'-methylenebis(4-methyl-6-tert-butylphenol); 4,4'-methylenebis(2-methyl-6-tert-butylphenol); 2,2'-methylenebis(4-ethyl-6-tert-butylphenol); N-isopropyl-N'-phenyl-p-phenylenediamine (nonox ZA); 4,4'-thiobis(6-tert-butyl-m-cresol); 4,4'-thiobis(2-tert-butyl-m-cresol); phosphite of P-24 (P-24 being a phenol-styrene condensation product); and di-β-naphthyl-p-phenylenediamine. The polyethylene samples were then irradiated, kept in air thermostated at 150 and 200C for various periods of time, and tested for relative elongation and tensile strength. The compounds were found to have a stabilizing effect if
Card 1/2

L 2265-66
ACCESSION NR: AP5022220

3

their content is 10 to 20 times the amount introduced into polyolefins to protect the latter from oxidation during processing. The most effective antiradiation additives kept the elongation of polyethylene irradiated with Co⁶⁰ gamma rays at 300-350%. Infrared analysis showed that during irradiation, particularly in the course of thermal aging, the stabilizer concentration in polyethylene decreases markedly. It is found that irradiation not only causes the formation of trans-vinylene unsaturation, but also gives rise to systems of conjugated double bonds whose number increases substantially during thermal aging. Carbonyl groups are formed both during irradiation and thermal aging, but in much smaller quantities than in cable polyethylene. "The authors thank G. Ya. Richmond for supplying the antioxidant samples." Orig. art. has: 7 figures. 4455

ASSOCIATION: none

SUBMITTED: 00

ENCL: 00

SUB CODE: MT, GC

NO REF SOV: 005

OTHER: 005

Card 2/2 *dy*

GLADKOVA, G.S.

Some comparative data on two methods to study the taking of bone grafts by the use of radioactive indicators. Med.rad. 7 no.12:40-43 D'62. (MIRA 16:10)

1. Iz kliniko-radiologicheskogo otdeleniya (zav. - dotsent V.A.Polyakov) Tsentral'nogo instituta travmatologii i ortopedii.

*

SINELNIKOV, I.D.; SHELYAGVSKIY, I.M.; GADROVA, I.V.

Colors of wrinkled transparent films on metal surfaces. Opt
i spekt. 7 no. 6:846-848 D 159. (MIL 14:2)
(Films (Chemistry))

GLADKOVA, K. F.

"Phosphorous Nutrition and the Metabolism of Plants in Relation to the Time and Method of Introducing Phosphates." *Card Agr Sci, Scientific Inst for Fertilizers and Insectofungicides, Moscow, 1953.* (RZhBiol, No 3, Oct 54)

Survey of Scientific and Technical Dissertations Defended at USSR Higher Educational Institutions (10)

So: *Sum. No. 481, 5 May 55*

GIANKOVA, K.F.

Accumulation of assimilable and soluble phosphates in surface-humic soil and deep Chernozem under conditions of systematic and a single application of phosphorus fertilizers. *Agrokhimia* no. 28-38 Ap '52. (MIRA 17:10)

1. Nauchno-issledovatel'skiy institut po udobreniyam i insekto-fungitsidam imeni Samoylova, Moskva.

GLANKOVA, K.K.; SHCHERBAKOVA, Ye.Ya.

Intracarotid injection of penicillin in a neurosurgical hospital.
Vop.neirokhir. 21 no.1:48-51 Ja-P '57. (MIRA 10:3)

1. Nauchno-issledovatel'skiy ordena Trudovogo Krasnogo Znameni
institut neyrokhirurgii imeni akad. N.N.Burdenko Akademii meditsin-
skikh nauk SSSR.

(BRAIN, dis.

ther., intracarotid inject. of penicillin)

(PENICILLIN, ther. use

brain dis., intracarotid admin.)

SHLYKOV, A.A., prof.; SHTUTSER, V.I., doktor med.nauk; IMSHENETSKAYA, V.F.,
kand.med.nauk; TRIADSKAYA, M.I., vrach; GLADKOVA, K.K., vrach

Use of antibiotics under systematic control of their activity
in suppurative inflammatory processes of the brain and its
meninges. Probl.sovr.neirokhir. 3:425-431 '59.

(MIRA 16:6)

(ENCEPHALITIS) (ANTIBIOTICS)

GLADKOVA, L. I.

"Morphoanatomical and Ecologophysiological Characteristics of Conifers of Different Geographical Origins." Cand Biol Sci, Inst of Forestry, Acad Sci USSR, Moscow, 1955. (KL, No 16, Apr 55)

SO: Sum. No. 704, 2 Nov 55 - Survey of Scientific and Technical Dissertations Defended at USSR Higher Educational Institutions (16).

G-LADKOVA, L.K.

OBOLENTSEV, R.D.; NETUPSKAYA, S.V.; MASHKINA, A.V.; GLADKOVA, L.K.

The chemistry of organic sulfur compounds of the type encountered
in petroleum and petroleum products. Izv. vost. fil. AN SSSR no.10:
60-67 '57. (MLHA 10:11)

1. Bashkirskiy filial AN SSSR.
(Sulfur compounds) (Petroleum)

GLADKOVA L. K.

11(4) PHASE I BOOK EXPLOITATION 809/1519

Abdaniya mezh SSSR. Bashkirskiy filial

Khimiya serya-organicheskikh soedineniy, sodernzhashchikh v seftynakh i nefteproduktakh; materialy II nauchnoy sessii (Chemistry of Sulfur-Organic Compounds Contained in Petroleum Products; Papers of the 2nd Scientific Session) V. I. Ufa, Izd. Bashkirskogo filiala AN SSSR, 1956. 226 p. 1,500 copies printed.

Ed.: Sudarkina, K.I.; Editorial Board: Ayvasov, B.S., Mashkina, A.V., Cholentsev, B.D. (Resp. Ed.), Noshdestravskiy, V.F., and Shama, L.L.; Tech. Ed.: Bakhtinov, B. Sh.

PURPOSE: This book is intended for petroleum specialists of scientific research establishments, educational institutions, and petroleum refining plants.

COVERAGE: This collection is the first of a multivolume publication on the results of scientific research work carried out in the Soviet Union on the chemistry and technology of sulfur- and nitrogen-organic compounds during the period 1954-1955; and according to a coordinated research project outlined in 1956 by the sponsoring agency (Bashkir Branch, AN USSR).

Card 1/15

Cholentsev, B.D., S.V. Setepakaya, L.K. Gladkova, V.G. Bukharov, and A.V. Mashkina. Synthesis of Several Sulfur-Organic Compounds of the Type Contained in Petroleum

87

Thirty different sulfur-organic compounds were synthesized to facilitate the investigation of the negative effects of these compounds in the extraction and refining of petroleum and to work out rational means for petroleum desulfurization. Synthesis reaction diagrams and physical constants of the synthesized compounds are given.

OBOLENTSEV, R.D., prof., doktor khim. nauk, otv. red.; GLADKOVA, L.K., red.; DRONOV, V.I., red.; KALANTAR, N.G., kand. tekhn. nauk, red.; MIKHEYEV, G.M., red.; POZDEYEV, N.M., kand. fiz.-mat. nauk, red.; KLEYMENOVA, K.F., vedushchiy red.; FEDOTOVA, I.G., tekhn. red.

[Materials of the Scientific Session on Chemistry of Sulfur- and Nitrogen Organic Compounds Contained in Petroleum and Petroleum Products] Materialy Nauchnoy sessii po khimii sera- i azotorganicheskikh soedinenii, sodержashchikhsia v neftiakh i nefteproduktakh. 5th, Ufa, 1959. Moakva, Gos. nauchno-tekhn. izd-vo nef't. i gorno-toplivnoi lit-ry. Vol.4. [Chemistry of sulfur organic compounds contained in petroleum and petroleum products] Khimiia seraorganicheskikh soedinenii, sodержashchikhsia v neftiakh i nefteproduktakh. 1961. 278 p. (MIRA 14:9)

1. Nauchnaya sessiya po khimii sera- i azotorganicheskikh soedineniy, sodержashchikhsia v neftiakh i nefteproduktakh. 5th, Ufa, 1959.
2. Bashkirskiy filial AN SSSR, otdel khimii (for Obolentsev). (Petroleum—Analysis) (Sulfur organic compounds)

OBOLENTSEV, R.D., doktor khim. nauk, otv. red.; MASHKINA, A.V.,
kand. khim. nauk, red.; NOZHKINA, I.A., kand. khim. nauk,
red.; ROZHDESTVENSKIY, V.P., knad. khim. nauk, red.; GLAD-
KOVA, L.K., red.; SIDOROV, V.V., red.; SHAFIN, I.G., ~~tskhm.~~
red.

[Chemistry of sulfur and nitrogen organic compounds in
petroleum and petroleum products] Khimiya sera- i azotoor-
ganicheskikh soedinenii, sodержashchikhsia v neftiakh i
nefteproduktakh. Ufa. Vol.3. 1960. 337 p.

(MIRA 14:5)

1. Akademiya nauk SSSR. Bashkirskiy filial, Ufa. Otdel khi-
mi. 2. Bashkirskiy filial AN SSSR, Otdel khimii (for Obo-
lentsev)

(Petroleum--Analysis) (Sulfur organic compounds)

(Nitrogen organic compounds)

MAYRANOVSKIY, S.G., doktor khimich.nauk; GLA^KOVA, L.K.

Polarography of organic compounds. Zhur. VKhE 9 no. 2:196-205
'64. (MIRA 1719)

EXCERPTA MEDICA Sec 16 Vol 7/2 Cancer Feb 59

639. Metastatic spread in experimental pulmonary tumours (Russian text) GLADKOVA M. A. Eksp. Khim. 1958, 2 (11-19) Illus. 4

Experiments were carried out on 81 rabbits. After intrapulmonary inoculation of Brown-Pearce's tumour, metastases were found from the 5th post-inoculation day onwards. Localization and number of metastases depended on the time that elapsed since inoculation and on the localization of the primary tumour. Pulmonary tumours affect the pulmonary lymphatic circulation to a marked degree. Disorders of lymphatic circulation due to blocking of lymphatic routes by tumour cells are compensated during the first 10-15 days by dilatation of the lymphatic vessels and by formation of new lymphatic vessels and nodes. Backflow of the lymph becomes possible, as well as retrograde metastatic spread. Lymphogenic spread of metastases - the principal mode of spread - is typical of the centrally located tumours. Peripheral tumours spread as a rule along the blood vessels. Peculiarities of the metastatic spread with tumours of different localization in the lungs are directly related to the peculiarities of the lymphatic circulation in this or that lung segment.

ИЗВЕСТИЯ Академии Наук СССР
Медицинская радиобиология
1958, 2, 11-19
Авторы: Гладкова М. А.
Перевод: ...

GLADKOVA, M.A.

Fluorescence analysis in experimental lung tumors. Vest. AMN SSSR
13 no.5:47-55 '58 (MIRA 11:6)

1. Kafedra fakul'tetskoy hirurgii II Moskovskogo gosudarstvennogo
meditsinskogo instituta.
(LUNG NEOPLASMS, exper.
luminescent analysis (Rus))

GLADKOVA, M.A.

LUSHNIKOV, Ye.S., doktor med.nauk; GLADKOVA, M.A., kand.med.nauk

Fluorescence method for the diagnosis of pulmonary cancer in thoracotomy [with summary in English]. *Khirurgiia* 74 no.1:86-92 Jun '58. (MIRA 11:3)

1. Iz legochnogo otdeleniya (zav. Ye.S.Lushnikov) Instituta grudnoy khirurgii AMN SSSR (dir. deystvitel'nyy chlen AMN SSSR prof. A.N. Bakulev)

(LUNG NEOPLASMS, diagnosis, luminescence serop. method in thoracotomy (Rus))

GLADKOVA, M.A.; SOBOLEVA, A.D.; PIROGOV, A.I.

Metastases of lung cancer into the lymph nodes of the thoracic cavity. Grud. khir. 1 no.5:59-65 3-0 '61. (MIRA 15:3)

1. Iz legochnogo otdeleniya (zav. - doktor meditsinskikh nauk Ye.S. Lushnikov) Instituta grudnoy khirurgii AMN SSSR (dir. - prof. A.A. Busalov, nauchnyy rukovoditel' - akademik A.N. Bakulev). Adres avtorov: Moskva, Leninskiy prosp., d.8 Institut grudnoy khirurgii AMN SSSR.

(LUNGS--CANCER)

(LYMPHATICS--CANCER)

KARYAKIN, A.V.; GLADKOVA, M.A.; MILAYEVA, M.A.

Comparative investigation of the absorption and fluorescence spectra of blood serum from patients with cancer of the lungs and normal persons. Biofizika 6 no. 2:240-242 '61. (MIRA 14:4)

1. Institut grudnoy khirurgii Akademii meditsinskikh nauk SSSR, Moskva.

(SERUM—SPECTRA) (CANCER)

GLADKOVA, M.A.; BYKOVA, N.A.; MILAYEVA, M.A.; KARYAKIN, A.V.

Luminescence study of transplanted Brown-Pearce tumors in rabbits. Vop.onk. 7 no.5:41-46 '61. (MIRA 15:1)

1. Iz legochnogo otdeleniya (zav. - prof. N.I. Gerasimenko) i patomorfologicheskoy laboratorii (zav. - prof. Ya.L. Rapoport) Instituta grudnoy khirurgii AMN SSSR (dir. - prof. S.A. Kolesnikov, nauchnyy rukovoditel' - akad. A.N. Bakulev). (SKIN--CANCER)

GLADKOVA, M. A.; NEZHLUKTO, A. Ya.

Undiagnosed metastases in patients surgically treated for cancer of the lung. Grud. khir. 4 no.3:26-30 My--Je '62.

(MIRA 15:7)

1. Iz legochnogo otdeleniya (zav. - doktor meditsinskikh nauk N. I. Gerasimenko) Instituta serdechno-sosudistoy khirurgii (dir. - prof. S. A. Kolesnikov, nauchnyy rukovoditel' - akad. A. N. Bakulev) AMN SSSR.

(LUNGS--CANCER)

KRYMOVA, K.B. (Moskva, ul. udal'tsova, 7, kvartira 40); GLADKOVA, M.A.:
MAKSIMOV, I.A.

Criteria for the inoperability of lung cancer. Vop. onk. 9
no.8:3-10'63 (MIRA 17:4)


1. Iz Instituta serdechno-sosudistoy khirurgii AMN SSSR (direktor-
prof. S.A. Kolesnikov, nauchnyy rukovoditel' - akademik A.N.
Bakulev).

"APPROVED FOR RELEASE: Tuesday, September 17, 2002

CIA-RDP86-00513R000

APPROVED FOR RELEASE: Tuesday, September 17, 2002

CIA-RDP86-00513R005



BABUROV, A., student; GLADKOVA, N., studentka; GUTCOV, A., student;
ZVEZDIN, A., student; LEZHAVA, I., student; SADOVSKIY, S.,
student; SUKHANOVA, Ye., studentka; KHARITONOVA, Z., studentka

From the diploma project to the map of Siberia. Tekh.mol. 28
no.7:6-7 '60. (MIRA 13:8)

1. Moskovskiy arkhitekturnyy institut.
(Cities and towns--Planning)

EXCERPTA MEDICA Sec.15 Vol.10/1 Chest Diseases Jan 57

247. GLADKOVA N. R. Filatov Ukrainian Exp. Inst. of Eye Dis., Odessa, USSR.

61

247

CONT

*The tissue therapy in tuberculous lesions of the vessel tract of the eyes (Russian text) PROC. FILATOV'S UKRAINIAN EXP. INST. EYE DIS. 1955, 3 (86-94)

Eighty patients were under observation (137 eyes); the majority were suffering from a tuberculous uveitis. The treatment was conducted in hospital. Various tissue preparations were used by hypodermic injections and implantation. The injections (0.2-3 ml.) were given daily; a course comprised 30-40 injections. The implantations of the preserved tissue (1.5-3.0) were ordered 1-2 times during the course of injections. Seven patients had, besides the tissue therapy, i.v. injections of Ca-chloride, or sodium chloride. The immediate results of the treatment were as follows: good in 27 eyes; improvement in 81 eyes, no change in 25 eyes, worse in 4 eyes. The improvement was noticed after only 2-3 injections and was manifested first by visual improvement; the objective changes in the eye came afterwards. In the process of treatment, an exacerbation was noticed in 11 patients; in 6 of these the exacerbation was apparently bound up with an overdosage of the preparation given. The remote results were observed in the follow-up of 40 patients from 7 months to 3 yr. and more. In 21 of these the visual acuity improved, in 11 it remained on the initial level and in only 7 was it worse as compared with the initial level. Thus, both the remote and the initial results of the treatment were favourable. The average stay in hospital was 36.8 days. Bibliography - 23 titles.

Gladkova - Odessa (XII, 15)

YERMOL'YEVA, Z.V.; KRASNOVA, I.N.; GLADKOVA, N.V.; SEMENOVA, A.D.

Study of the effectiveness of polymyxin M in dysentery in
an experiment and in the clinic. Antibiotiki 6 no.11:964-968
N '61. (MIRA 15:3)

1. Kafedra mikrobiologii (zav. - chlen-korrespondent ANM SSSR
prof. Z.V. Yermol'yeva) Tsentral'nogo instituta usovershenstvovaniya
vrachey, detskaya bol'nitsa No.4 (glavnyy vrach Z.I. Sleto)
Leningradskogo rayona Moskvu.

(DYSENTERY)

(POLYMYXIN)

GLADKOVA, T.D., Cand Biol Sci -- (diss) "Comparative characteristics
of the cutaneous ~~contours~~ ^{of the palm} of the palm of apes and ^{man} ~~man~~." 1957,
19 pp (Mos State Univ in N.V. Lomonosov) L.G. center (L.S. 40-10, 118)

GLADKOVA, T. D.

"Elementy raznoogo razryada pal'tov i latokoy v gruppakh mu'tantskov."

report submitted for 7th Intl Cong, Antropological & Ethnological Sciences,
Moscow, 3-10 Aug 74.

GLADKOVA, T.D.

Materials on a correlation between palm skin patterns. *Trudy*
MOIP. Otd. biol. 14:42-45 '64. (MIRA 18:4)

1. Institut i muzey antropologii Moskovskogo gosudarstvennogo
universiteta.

NESTURKH, M.F., GLADKOVA, T.D., PORSHNEV, B.F., SHAYEP, Ye.A., NIKITYUK,
B.A., PAVLOV, E.K., DMITRIYEV, Ye.A., LINKOVSKIY, Zh.B.,
PLOKHINSKIY, N.A., LAVHOVA, I.G., BORISOV, G.Y.

Brief news. Biul. MOIP. Otd. Etol. 70 no.3.127-140 My-Je '65.
(MIRA 18:10)

24451

S/081/61/000/007/004/010
B107/B207

5.1190

AUTHORS: Kondrashev, Yu. D., Gladkova, V. F.
TITLE: The nature of the nickel boride catalyst
PERIODICAL: Referativnyy zhurnal. Khimiya, no. 7, 1961, 68, abstract
7B512 (7B512) (Sb. tr. Gos. in-ta prikl. khimii, no. 46,
1960, 268 - 273)

TEXT: A nickel boride catalyst was subjected to X-ray, electron diffraction, and electron-microscopic studies. The catalyst was produced by reducing nickel salts in solution with boron hydrides of alkali metals. The catalyst was found to consist of nickel in extremely fine distribution; the size of crystallites is between the crystalline and amorphous state. [Abstracter's note: Complete translation.]

X

S/080/61/034/009/009/016
D204/D305

AUTHORS: Gladkova, V.F., Antonovskaya, E.I., and
Kondrashev, Yu.D.

TITLE: Electronographic and X-ray investigations of the
surface of passivated iron and a few steels

PERIODICAL: Zhurnal prikladnoy khimii, v. 34, no. 9, 1961,
2028 - 2031

TEXT: This study was carried out owing to the absence of a generally accepted theory on the nature of the passivity of chromium and chromium-nickel steels. The nature of films forming on the surface of Armco iron and the steels 1Kh13 and 1Kh25 after being passivated in liquid oxidizers, and also after anodic polarization of these steels and of the chromium-nickel steel 1Kh18N9T was studied electronographically. In addition, an attempt was made to determine by X-rays the lattice dimensions of all the above steels in order to find the change in chemical composition of their surface after anodic polarization. It was found that the passive film on
Card 1/2

Electronographic and X-ray ...

S/080/61/034/009/000016
D204/D305

chromium steels, produced under the action of concentrated nitric acid, does not appear in the electronograph in the form of a separate phase, in contrast with an analogous film on iron. This evidently indicates that it is exceptionally thin. Under the action of stronger oxidizers (70 % HNO_3 + $\text{K}_2\text{Cr}_2\text{O}_7$) well defined

Fe_3O_4 or $\gamma\text{-Fe}_2\text{O}_3$ phases appear on the surface of chromium steels.

As the result of anodic polarization of the steel 1Kh18N9T, the NiO phase appears to form on its surface at the repassivation potential. There are 2 tables, and 18 references: 8 Soviet-bloc and 10 non-Soviet-bloc. The references to the 4 most recent English-language publications read as follows: T.N. Rhodin, Corrosion, 12, 3, 41, 1956; H.I. Jearian, H.E. Boren, R.E. Warr, Corrosion, 12, 11, 1956; R.T. Phelps, A. Gulbransen, J.W. Hickman, Ind. Eng. Ch., Analyt. Edit., 18, 391, 1946; A. Gulbransen, R.T. Phelps, J. W. Hickman, Ind. Eng. Ch., Analyt. Edit., 18, 640, 1946. ✓

SUBMITTED: October 31, 1960

Card 2/2

KONDRASHEV, Yu. D.; GLADKOVA, V. F.

"The crystal structure of $ZnSeO_3 \cdot 2H_2O$."

report submitted for 6th Gen Assembly, Intl Union of Crystallography, Rome,
7 Sep 63.

Inst of Applied Chemistry, Vatnyi o. 2, Leningrad.

GLATKOVA, V.F., KONOPASHEV, Y.I.D.

Crystalline structure of $ZnO \cdot 4CH_3CO$. *Yuzovskiy*
no. 1:190-196. Apr 64. (MIR 1964)

GLADKOV, I.I.; GLADKOVA, V.I.; MNUSHKIN, L.B.

~~.....~~
New archaeological finds in Western Kazakhstan. Vest. AN Kazakh. SSR
11 no.4:88-94 Ap '55. (MLRA 8:8)
(Kazakhstan--Antiquities)

GLADKOVA, V. V.

Gladkova, V. V.

"The System of Lexical Exercises in Teaching Reading and Translation to Students of the First and Second Courses of Non-Language Departments in Higher Education USSR. First Moscow State University Faculty of Foreign Languages, Moscow, 1971." (Dissertation for the Degree of Candidate in Pedagogical Science)

Doc: Knihtznanie International, No. 27, 3 April 1975

G-LADKOVA, V N
CA

11B

Determination of L-aspartic acid with bacterial decarboxylase. S. R. Mardashev and V. N. Gladkova (First Moscow Med. Inst.). *Biokhimiya* 13, 315-22 (1948); cf. *C.A.* 42, 3436c.—Gale, et al. (*C.A.* 40, 3781f, 7281f) isolated bacterial types which were sp. for the quant. detn. (by measurement of the CO₂ evolved) of the following amino acids: ornithine, arginine, tyrosine, lysine, glutamic acid, and histidine. To the above list can now be added L-aspartic acid as well as L-asparagine. The microorganism employed is provisionally designated as *Pseudomonas*. The organism is best cultivated on meat infusion broth or agar, adjusted to a pH of 5.9. The enzyme prepn. is obtained by treating a concd. bacterial suspension with acetone, the mixt. centrifuged, and the ppt. washed with acetone and ether. The yield is 0.6-0.8 g./l. of medium. On storage in the refrigerator the enzyme remains fully active for a month. After two months, about 50% of the activity has been lost. The CO₂ evolved is measured in a Warburg app. Decarboxylation is usually complete in 40 min. Accurate values for the L-aspartic acid in the following proteins have been obtained (water, fat, and ash-free; calcd. on a basis of 16% N): casein 7.35, edestin 10.06, gelatin 5.61, and egg albumin 10.82%.

H. Priestley

ASB 55A METALLURGICAL LITERATURE CLASSIFICATION

1
2
3
4
5
6
7
8
9
10
11
12
13
14
15
16
17
18
19
20
21
22
23
24
25
26
27
28
29
30
31
32
33
34
35
36
37
38
39
40
41
42
43
44
45
46
47
48
49
50

1
2
3
4
5
6
7
8
9
10
11
12
13
14
15
16
17
18
19
20
21
22
23
24
25
26
27
28
29
30
31
32
33
34
35
36
37
38
39
40
41
42
43
44
45
46
47
48
49
50

1) GLADKOVA, V.N.

General - 11

Cysteine desulfhydrase of bacterial and animal tissues - proteins of phosphopyridonal R. M. Azarkh and V.N. Gladkova (1st Moscow Med. Inst.). *Doklady Akad. Nauk S.S.S.R.* 85, 173-0 (1952). -- The enzyme which cleaves H₂S from L-cysteine is present in normal cells of *Streptococcus faecalis* that are fully supplied with vitamin B₆; if the vitamin is lacking, the enzymic activity disappears. However, they contain the apoenzyme, which can be exd after dehydration of the bacteria by vacuum or by Me₂CO. In all these preps, the enzymic activity is restored upon addn. of phosphopyridonal (P), even at 0.1-0.2 γ per 4 ml. level; max. activity is reached at 1 γ per 4 ml. In exts. from the cells dried *in vacuo* the phosphorylation enzymic system is preserved and such systems are activated by even a brief incubation with P at 0.05-1 γ level, in the presence of

excess adenosine triphosphate (ATP). Expts. with *S. faecalis*-derived desulfhydrase indicate that this enzyme belongs to the category of proteins of I. Specimens freed of the coenzyme by autolysis of the acetone-dried bacteria in phosphate buffer at pH 7.5, centrifuged and kept 14 days at -2° and dialysed are activated by phosphopyridonal; those incompletely free of the coenzyme are also activated by pyridonal with ATP. Addn. of folic acid does not increase activity of the enzyme. Inactivated exts. from rat liver are similarly activated by phosphopyridonal; folic acid has no such activating influence. G. M. Kosolapov

GLADKOVA, V.N.; MARDASHEV, S.R.; SEMINA, L.A.

New microorganism containing decarboxylase of *l*-histidine. Mikrobiologiya, Moskva 22 no.2:141-144 Mar-Apr 1953. (GLML 25:4)

1. First Moscow Order of Lenin Medical Institute.

GLADKOVA, V. N.

"Some Biological Characteristics of a Culture of Pseudobacterium Asparticum--
a New Point of View." Cand Biol Sci, Moscow Order of Lenin State U imeni M. V.
Lomonosov, 12 Nov 54. (Vol. 2 Nov 54)


Survey of Scientific and Technical Dissertations Defended at USSR Higher
Educational Institutions (12)

SO: Sum. No. 521, 2 Jun 55

GLADKOVA, V.N.

"Cytotaxonomic data on the genesis of Central European flora and vegetation" [in German] by F. Ehrendorfer. Reviewed by V.N. Gladkova. Bot. zhur. 48 no.7:1067-1069 J1 '63. (IBDA 16:9)

1. Botanicheskiy institut imeni Komarova N.S.S.S.R., Leningrad.
(Central Europe—Plants—Evolution)
(Ehrendorfer F.)



JAGODA, YE. A.

JAGODA, YE. A. -- [Faint, mostly illegible text, possibly a list of names or titles]

YE. A. JAGODA, [Faint, mostly illegible text]

at ALBANY, York Co.

ALBANY, N. Y. -- (AP) -- THE STATE DEPARTMENT HAS ANNOUNCED THAT IT HAS
OBTAINED EVIDENCE THAT THE ALBANY COUNTY COURSE, WHICH OPERATES
UNDER A LICENSE FROM THE STATE DEPARTMENT OF TAXATION, IS IN VIOLATION
OF FEDERAL LAWS.

FOR MORE INFORMATION, CONTACT THE ALBANY OFFICE OF THE

76-32-5-34/47

AUTHORS: Gladkova, Ye. N.; Natanson, G. L.

TITLE: A Method for Measuring the Size of Monodisperse Fog Particles
of a Radius of 0.1 - 0.5 Microns (Metodika izmereniya velichiny
chastits monodispersnykh tumanov s radiusom 0,1 - 0,5 μ)

PERIODICAL: Zhurnal fizicheskoy khimii, 1958, Vol. 32, Nr 5, Pp.1160-1162
(USSR)

ABSTRACT: The mostly used measurement methods have the disadvantage that
a new calibration has to be carried out for each aerosol
form due to the dependence on the magnitude of the refract-
ive index and the absorption coefficient of light. The measur-
ing method according to N. A. Fuks and I. V. Metryanov (Ref 3)
based on the photographing of the track course of the charged
particles being under the simultaneous influence of the force
of gravity and of an electric field changing its direction,
does not exhibit this disadvantage. The measuring technique
of the mentioned method is described with an alteration being
carried out which makes it possible also to carry out the
measurement of the particle sizes mentioned in the title. In
order to increase the accuracy of determination an overchar-

Card 1/2

75-32-5-34/47

A Method for Measuring the Size of Monodisperse Fog Particles of a Radius of 0,1 - 0,5 Microns

ing of the particles during the measurement takes place; this method can also be applied, in principle, to polydisperse molecules, in this case, however, according to the classical method by Milliken, some overcharges must be carried out and the computations must take place using the deduction according to A. N. Fuks (Ref 4). Among others it is mentioned that in the visual method by Milliken a small number of overcharges is sufficient, while otherwise from 4 - 5 overcharges must be carried out in order to reach a sufficient accuracy of determination. There are 1 figure, 1 table, and 4 references, 2 of which are Soviet.

ASSOCIATION: Fiziko-khimicheskiy institut im. L. Ya. Karpova, Moskva (Moscow, Institute of Physics and Chemistry imeni L.Ya. Karpov)

SUBMITTED: December 3, 1957
1. Fog--Physical properties 2. Particles (Airborne)--
Measurement

Card 2/2

GLADKOVA, Ye. I.

Gladkova, Ye. I. - "Anatomy of the upper cervical joint in connection with the removal of a ribula," *Trudy Tsent. nauch.-issled. inst. protseivova tyazh. pr. tselestroyeniya*, symposium 4, 1958, p. 101-3

LC: 6-4355, 14 August 53, (Letopis' Khimicheskoye, No. 15, 1953.)

GLADSTON, G. I.

D'ARNO, J. A., D'ARNO, A. W., and GLADSTON, G. I. "The rapid H₂O₂ of a
catalytic process of the enzyme catalase in the presence of a
In the collection: Enzyme Research, edited by Enzyme Research,
London, 1968, p. 1-10, - of 11: 10-10.

Dr. G. I. Gladston, Enzyme Research, London, 1968, p. 1-10.

SHULEYKINA, K.V.; GLADKOVICH, N.G.

Endings of presynaptic fibers in the motor neurons of the spinal cord in human embryos. Biol. eksp. biol. i med. 59 no.4:106-111 Ap '65. (MIPA 18:5)

1. laboratoriya embriogeneza cheloveka (zav. - kand. med. nauk Ye.L. Golubeva, nauchnyy konsul'tant - deystvitel'nyy chlen AMN SSSR prof. P.K. Anokhin) Instituta akusherstva i ginekologii (dir. - prof. G.V. Makeyeva) Ministerstva zdoravookhraneniya SSSR.

DAIHINGEN, A.P.; FOMANILOVY, L.V.; GEMMAMONTY, A.A.

Use of ion-exchange resins for the purification of pyridine
acids. Zhurn. prikl. khim. 37: no. 1091-912, 1964.

Page 17-6

S/065/61/000/001/005/008
E030/E212

AUTHORS: Zaydman, N. M., Orechkin, D. B., Gladovskaya, M. R.
and Martynova, E. N.

TITLE: Some Properties of Tungsten Sulphide Catalysts

PERIODICAL: Khimiya i tekhnologiya topliv i masel, 1961, No. 1,
pp. 25-28

TEXT: A method has been devised for the rapid prediction of the stability of tungsten sulphide catalysts, and some reasons for its deactivation discovered. The catalyst is normally supplied in the form of pellets 10 x 10 mm, with a breaking stress of 250-300 kg/cm². The BET (BET) surface area is 60-70 m²/g, and the mean pore radius 17 Å. The prediction method consists in soaking the pellets in an aromatic solvent, preferably orthoxylene, for 10 minutes. During that time, any mechanically unstable pellets will break up, either into fragments, or into powder, under the action of adsorption of liquid and release of gas bubbles. The percentage of pellets left as whole, as fragments, and as powder, after that time is then counted. There is a very strong correlation between the resistance of the pellets to this treatment, and the useful

Card 1/2

S/065/61/000/001/005/008
EO30/E212

Some Properties of Tungsten Sulphide Catalysts

catalyst life, as determined both under pilot plant and industrial operation. For instance, two types of catalyst pellet were left 100% and 4.6% whole after the test treatment, and in practice they lasted 110 and 10 days, respectively, after which they were 82% and 53% whole. Correlation between mechanical stability, as determined above, and chemical stability and activity exists. The reason is the deposition of carbon on the catalyst. By slicing pellets with a microtome, and examining the carbon content as a function of distance from the pellet surface, a steep maximum (around 5%) is found about 0.05 to 0.1 mm from the surface, tailing off to a constant level (about half the maximum) within. This is due to diffusion of feed and hydrogen, subsequent cracking and coke formation within, and sealing of the interior to further diffusion. Thus, the pore volume rapidly drops, and the reactor pressure drop increases, and the surface area falls to 10-15 m²/g. It is therefore essential to maintain a high partial pressure of hydrogen to inhibit coke formation. There are 1 figure, 2 tables and 4 references: 2 Soviet and 2 non-Soviet.

Card 2/2

GLADKOVSKIĬ A. K.

2

Gladkovskii, A. K. BIFURCATION AND CYCLICALLY STABLE
DEPOSITS OF ISS AND SOUTHERN SIBIRIAN LIMONITE AND THE
LOWER LUDLOW SERIES OF THE REGION. *Bull. Acad. Sci.
U.S.S.R. Ser. Geol.* No. 3, 35-40 (1942) (English trans-
lation, 1961). The limonites are considered to be mainly de-
posits of chemical nature, while the accompanying breccias
consist of marine deposits of mechanical nature.

GLADKOVSKIY, A. K.

USSR/Geology
Bauxites
Petrology

Mar/Apr 1948

"The Genesis of Ural Bauxites," A.K. Gladkovskiy,
10 pp

"Iz Ak Nauk SSSR, Ser Geolog" No 2

Author presents his basic theories on the formation of bauxites in the Urals. Concludes that the Devonian bauxite deposits of the Urals are of marine origin. This fact is based on fauna relics found in the Koz'yerechensk deposits. States that the Mesozoic bauxites are the result of secondary 67746

USSR/Geology (Contd)

Mar/Apr 1948

mechanical origin. They are formed by the disintegration or redepositing of primary deposits.

67746

"APPROVED FOR RELEASE: Tuesday, September 17, 2002

CIA-RDP86-00513R000

APPROVED FOR RELEASE: Tuesday, September 17, 2002

CIA-RDP86-00513R0005

GLADKOVSKIY, A. K., SHAROVA, A. K., VTORUSHIN, A. V.

Turgay Straits - Petrology Rocks-igneous

Age of the igneous rocks in the central part of the Turgay Straits. Dokl. AN SSSR 89,
No. 1, 1952. Ural'skiy Gosudarstvennyy Universitet im. A.M. Gor'kogo Vol. 8 Dec. 1951

SO: Monthly List of Russian Accessions, Library of Congress, August ² 1953, Uncl.

GLADKOVSKIY, A-K.

USSR

✓The Asiatic Cretaceous bauxite provinces. A. K. Gladkovskii and A. E. Sharova. *Doklady Akad. Nauk S.S.S.R.* 88, 137-40 (1953).—The Cretaceous bauxites of Asiatic Russia have a pisolitic structure. The little weathered bauxite rocks consist of red cement and black magnetite beans. The beans are built up with a finely dispersed layer of magnetite of sedimentary origin, named *ps-magnetite*. Four varieties of minerals are distinguished: $Al_2O_3 \cdot 0.1-0.5 H_2O$, $Al_2O_3 \cdot 0.7-1.3 H_2O$, $Al_2O_3 \cdot 1.4-2.3 H_2O$, and $Al_2O_3 \cdot 3 H_2O$. The chem. compn. of the beans, the cement, and the bauxite is given. Another table gives the compn. of the magnetite fractions. It is assumed that the Cretaceous bauxites are primarily a mech. and partly a chem. sediment.
J. S. Joffe

GLADKOVSKIY, A. K.

✓ Mineralogical composition of bauxites from the lower Cretaceous Period in S.S.S.R. A. K. Gladkovskii and A. K. Sharova. *Doklady Akad. Nauk S.S.S.R.* 89, 151-4 (1953).
—Bauxites (I) of the lower Cretaceous Period found in U.S.S.R. are composed of black magnetic pisolites (II) held together by a reddish brown nonmagnetic cement (III). Chem. and mineralogical compns. of II and III were detd. and the results showed that II and III were formed under different physico-chem. conditions and that II are really bauxite pebbles brought to the place of formation of I by certain forces.
Elisabeth Bazabash

CH

(1)

MS

GLADKOVSKIY, A. K.

Ural State U. in.
Gorkiy

Effusive rocks of the Turgal Gap. A. K. Gladkovskii and B. S. Gorkin. *Doklady Akad. Nauk S.S.S.R.* 96, 147-9 (1954). -- The Turgal Gap between the Ural and the Kazakhstan basin is characterized by Cenozoic effusives which are underlain by horizontal intrusions of effusive rocks. From deep borings these are known as nephelinites and very hard crystal tuffs (cf. Gladkovskii, *ibid.*, 43, 136 (1952)). Ber (*ibid.*, 67, 131 (1949)) described these tuffs as hydrothermal xerysts, products of mesotile argillites. The chem. analyses and the mineralogical groups were examined, with the result that the presence of 13% both plagioclases (labradorite and bytownite), 8% volcanic glass ($n = 1.507-1.516$, with very variable color), 3% pyroxene and pyroxene, 85% opal, and 15% CaMgFe²⁺ carbonates is not compatible with the origin of these rocks from argillites which show in their differential thermal analysis curves the typical endo- and exothermic effects of lillopsite and contain some coal particles. The nephelinites, on the other hand, contain the same plagioclases, volcanic glass matrix, nephelite, and also olivine as are observed in the tuffs.

W. Ethel

Gr. 2

①

GLADKOVSKIY, A.K.

USSR/ Geology - Turgaisk plain

Card 1/1 Pub. 46 - 9/21

Authors : Gladkovskiy, A. K., and Gutkin, Ye. S.

Title : Volcanic rocks of the central part of the Turgaisk plain

Periodical : Izv. AN SSSR. Ser. geol. 1. 105-113. Jan-Feb 1955

Abstract : In the article the author evaluates the data from the study of volcanic rocks of the Turgaisk plain and their weathered crusts. Among the effusive rocks by their chemico-mineral composition the author distinguishes paleobasalts, paleobasaltine porphyrites and microporphyrites, dolerites and even liparitic porphyrites. On the basis of the study of Triassic-Jurassic continental deposits containing the rubble of the erupted rocks, conclusions are drawn about the Paleozoic rather than the Mesozoic era of the effusive rocks of the central part of the Turgay plain. Eight USSR references (1934-1952). Illustrations; drawings; tables.

Institution :

Submitted : August 24, 1953

AUTHOR: Gladkovskiy, A.K. 11-8-10/14

TITLE: Critical Remarks on G.I. Bushinskiy's Article (Kriticheskiye zamechaniya na stat'yu G.I. Bushinskogo)

PERIODICAL: Izvestiya Akademii Nauk SSSR, Seriya Geologicheskaya, 1957, # 8, p 96-98 (USSR)

ABSTRACT: The author reviews the paper by G.I. Bushinskiy: "Lithological Works by A.E. Arkhangel'skiy" which was published in # 8, 1956, this journal. The reviewer notes that Gladkovskiy failed to formulate Arkhangel'skiy's ideas correctly as to the origin of Devonian bauxites in the Urals. Moreover, in the light of new factual data his concept of the chemico-sedimentary origin of bauxites has to be revised in favor of their mechanical origin as advocated by S.F. Malyavkin. The reviewer notes some self-contradictory statements in Bushinskiy's paper and concludes that Arkhangel'skiy ought not to be canonized but his ideas should be further developed taking into account new observational material.
There are 2 Slavic references.

SUBMITTED: 22 December, 1956

AVAILABLE: Library of Congress

Card 1/1

GLADKOVSKIY, A. K.

3(2) PAGE 1 BOOK REORGANIZATION 807/303

MIN. Darnaya upravleniya geologii i obratnoy sredy. Ural'skiye geologii-
dobyayemye surov'ya.

Materialy po geologii: polozheniya i razvitiye Ural'skogo yuzhnoy chasti (Materialy na
temu mineralnykh zasobov Ural'skogo yuzhnoy chasti). Moscow, Nedraizdat, 1961,
1961. 129 p. Ural'skiy nauchnyy tsentr. 1960 copies printed.

Geologicheskoye upravleniya geologii i obratnoy sredy 1961.

M. I. P. I. Gladkovskiy, Sergey M. I. K. V. Muravskiy, Ed. of Publishing House
G. V. Zhelezovskiy, Izd. O. K. Gerasimov, Editorial Board: V. V. Pavlov,
K. A. Kuznetsov, V. A. Kuznetsov, V. V. Kuznetsov, P. V. Kuznetsov,
K. A. Kuznetsov, V. V. Kuznetsov, and P. V. Kuznetsov.

ABSTRACT: This book is intended for geologists and economists interested in the
detailed resources of the Urals.

CONTENTS: This collection of articles treats aspects of the physical geology
and mineral resources of the Urals. It includes a general introduction, a
detailed description of the mineral resources of the Urals, and a
discussion of the problems of structural geology. No personal files are mentioned. References
accompany each article.

Gladkovskiy, A. K. Structure of the Paleozoic basins of the Urals
and 2/3 91

Gladkovskiy, A. K. and A. K. Gladkovskiy. The Problem of Geomorphological
Basins in the Urals 105

Shary, L. A. Petrographic Characteristics of the Oolitic Iron Ores of
the Pechora River Basin in Central Zemplin 111

Shary, L. A. Petrographic Characteristics of the Oolitic Iron Ores of
the Pechora River Basin in Central Zemplin 120

Shary, L. A. Petrographic Characteristics of the Oolitic Iron Ores of
the Pechora River Basin in Central Zemplin 129

Shary, L. A. Petrographic Characteristics of the Oolitic Iron Ores of
the Pechora River Basin in Central Zemplin 135

Shary, L. A. Petrographic Characteristics of the Oolitic Iron Ores of
the Pechora River Basin in Central Zemplin 143

Shary, L. A. Petrographic Characteristics of the Oolitic Iron Ores of
the Pechora River Basin in Central Zemplin 153

Shary, L. A. Petrographic Characteristics of the Oolitic Iron Ores of
the Pechora River Basin in Central Zemplin 163

Shary, L. A. Petrographic Characteristics of the Oolitic Iron Ores of
the Pechora River Basin in Central Zemplin 173

Shary, L. A. Petrographic Characteristics of the Oolitic Iron Ores of
the Pechora River Basin in Central Zemplin 183

Shary, L. A. Petrographic Characteristics of the Oolitic Iron Ores of
the Pechora River Basin in Central Zemplin 193

Shary, L. A. Petrographic Characteristics of the Oolitic Iron Ores of
the Pechora River Basin in Central Zemplin 203

Shary, L. A. Petrographic Characteristics of the Oolitic Iron Ores of
the Pechora River Basin in Central Zemplin 213

Shary, L. A. Petrographic Characteristics of the Oolitic Iron Ores of
the Pechora River Basin in Central Zemplin 223

Shary, L. A. Petrographic Characteristics of the Oolitic Iron Ores of
the Pechora River Basin in Central Zemplin 233

Shary, L. A. Petrographic Characteristics of the Oolitic Iron Ores of
the Pechora River Basin in Central Zemplin 243

Shary, L. A. Petrographic Characteristics of the Oolitic Iron Ores of
the Pechora River Basin in Central Zemplin 253

Shary, L. A. Petrographic Characteristics of the Oolitic Iron Ores of
the Pechora River Basin in Central Zemplin 263

Shary, L. A. Petrographic Characteristics of the Oolitic Iron Ores of
the Pechora River Basin in Central Zemplin 273

Shary, L. A. Petrographic Characteristics of the Oolitic Iron Ores of
the Pechora River Basin in Central Zemplin 283

2