Dabrowski, B.

Achievements of the Tarnowskie Gory Chemical Works in 1961. Przem chem 41 no.5:282. My '62.

DABROWSKI, Boleslaw; MALEK, Bernard, dr.

Isolation and chromatography separation of "crude" glycofrangulin from Rhamnus frangula L. bark. Acta Pol. pharm. 21 no.3:281-286 '64

1. Z Laboratorium Doswiadczalnego Poznanskich Zakladow Zielarskich "Herbapol" (Kierownik: dr. B. Malek).

DABROWSKI, C.

Using containers for the shipment of goods. p. 59 PRZEGLAD KOLEJOWY (Wydawntctwa Komunikacyjne) Warszawa. Vol. 7, no. 2, Feb. 1955

SOURCE: East European Accessions List, (EEAL), Library of Congress, Vol. 4, no. 12, December 1955

DABROWSKI, C.

[redacted]

4-18-55

DABROWSKI C.

4E3c
4E3d

5659 629.13.562:539.17 8

Beszczyński J., Czarnecki S., Dąbrowski C., Nocoń P., Pacześniak, Pawlikiewicz J., Sójka Z. Conceptual Design of 35,000 dwt Nuclear Tanker. 19

„Projekt koncepcyjny zbiornikowego 35 000 TDW z siłownią jądrową". Budownictwo Okrętowe. No. 4—5, 1958, pp. 84—89, 4 figs.

The authors give an idea of a first Polish nuclear ship. The note includes: constructional description, characteristics and spacial arrangement of the shop; power unit (selection of the type of reactor, characteristics of the primary circulation, secondary circulation, main drive installation, efficiency, auxiliary mechanisms, generator of NC steam, emergency drive). Utilization problems are also introduced, together with a comparative analysis of economic effects of nuclear and conventional drives as applied to a 35,000 dwt tanker.

DABROWSKI, C.
ZELAZNY, R.

Controlled thermonuclear reactions at the 2d International Conference on the Peaceful Uses of Atomic Energy in Geneva. p. 39

KOSMOS. SERIA B: PRZYRODA NIEOZYWIONA. (Polskie Towarzystwo Przyodnikow im. Kopernika) Warszawa. Vol. 5, no. 1, 1959

Poland/

Monthly List of East European Accessions Index (EEAI), LC, Vol. 8, no. 6, June 1959
Uncl.

DARROWSKI,C.; ZELAZNY, R .

Reactor physics at the 2d Conference on the Peaceful Uses of Atomic Energy in 1958. p. 137.

KOSMOS. SERIA B: PRZYRODA NIEOZYWIONA. (Polskie Towarzystwo Przyrodnikow im. Kopernika) Warszawa, Poland. Vol. 5, no. 2, 1959.

Monthly List of East European Accessions (EEAI) LC, Vol. 8, no. 8, August, 1959. UNCL

30581
P/046/61/006/011/003/004/
D216/D304

21.5210

AUTHORS: Boużyk Jacek, Dąbek Wacław, Dąbrowski Cyryl, Josefowicz Krystyna, Kozmiński Jerzy, Suwalski Witold, Tępa Jerzy, and Weiss Zbigniew

TITLE: Experimental analysis of the use of the "EWA" reactor for some pile-oscillator measurements

PERIODICAL: Nukleonika, v. 6, no. 11, 1961, 717 - 734

TEXT: This paper investigates the sensitivity of moderator purity determinations in the WWR-S "EWA" reactor of the Polish Academy of Sciences at Swierk using various methods. A priliminary report of the work has already been published (Ref. 6: W. Dąbek Nukleonika, 5, 415, 1960). The periodic change in neutron density caused by harmonic oscillation of an absorbing sample causing small reactivity changes may be written

$$\frac{n(t) - n_{av}}{n_{av}} = \sum_{m=1}^{\infty} G^{(m)} e^{j(m\omega t + \varphi^{(m)})} + \sum_{m=1}^{\infty} L^{(m)} e^{j(m\omega t + \varphi)} =$$

X

Card 1/7

30581
P/046/61/006/011/003/004
D216/D304

Experimental analysis of ...

$$= \sum_{m=1}^{\infty} R^{(m)} e^{j(m\omega t + \theta^{(m)})} \qquad (2)$$

where $n(t)$ and n_{av} are the time dependent and average neutron densities $G^{(m)}$ $L^{(m)}$ $R^{(m)}$ are the relative amplitudes of the m-th harmonics of the global (general reactor), local and resultant signals, $\varphi^{(m)}$ α and $\theta^{(m)}$ are the phase angles of the global, local and resultant signals, and the period of oscillation of the sample $T = 2\pi/\omega$. Fundamental harmonics only are considered, the other being eliminated by the apparatus or by computation. G and L depend upon the absorber content of the sample, and the global and local signal sensitivities g and l may be expressed

$$g = \frac{1}{x} \cdot \frac{G_x - G_o}{G_o} \qquad (3a)$$

$$l = \frac{1}{x} \cdot \frac{L_x - L_o}{L_o} \qquad (3b)$$

Card 2/7

where x = equivalent number of boron nuclei per million moderator nuclei, and the subscripts x and o refer to signals for samples with and without absorbing impurities respectively. Similarly, the sensitivity of the resultant signal, , may be defined in terms of the phase angle

$$\vartheta = \frac{1}{x} \left(\theta_x - \theta_0 \right) \qquad (8c)$$

Measurements were made at 300 W reactor power with as low xenon poisoning as possible. The sample was oscillated in the core in an empty fuel channel with one detector in an adjacent fuel channel and one in the thermal column (detecting the resultant and global signals respectively). For reactor stability, the cooling system is not operated. Samples were made of 200 - 250 ccs. of moderator with varying contents of boric acid (100-1000 ppm of boron), and were contained in aluminum or plexiglass. The large amounts of poison were necessary due to the low sensitivities of signals and apparatus. The detectors were differential ionization chambers, used with mirror galvanometers, electrometric dc amplifiers with 100 % feedback and a constant current compensating circuit. 1. Static method: Eq. (8a)

may be also expressed in terms of the fundamental harmonics of the k_{eff} change for samples with and without impurities, and these may be computed from statically measured characteristics of the change in k_{eff} obtained during the sample oscillation. Simultaneously, the adjacent detector determines the characteristics of the local change in neutron density and ' may be found from Eq. (8b). Finally, ϑ may be obtained from Eq. (8c) by

$$\vartheta = \left.\frac{d\Theta}{dx}\right|_{x=0} = \mp (g+1) \frac{\sin\varphi}{\frac{1+a^2}{a} \mp 2\cos\varphi} \qquad (10)$$

where $a = L_o/G_o$ and the upper and lower signs refer to $\alpha = 0$ and π (in phase and counter-phase oscillations) respectively. φ and the relation between G and the change in k_{eff} may be computed or determined experimentally. The sample was positioned at the required point, and the reactor was balanced by a fine control rod which gave the appropriate value of k_{eff} 2. Kinetic method: Global and resultant signals are recorded on oscillograms during oscillations of the sample. Parasitic phase shifts σ_G and σ_B

of the global and resultant signals occur, and are eliminated by performing two oscillations, one with $\alpha = 0$ and one with $\alpha = \pi$, of the same sample. Since the parasitic effects are the same for both oscillations, they may be removed by combining the observations. φ is determined from this by a method of successive approximations, and the correct L and θ values and hence l and ϑ are computed. The analysis becomes even simpler for small φ and $(L/G)_{\alpha=\pi} > 2$. The sample was mechanically oscillated with T variable from 1 - 22 seconds and amplitude from 50 - 430 mms. The reactor was balanced before and during the oscillations and once the oscillations were constant, a set of about 10 was recorded on oscillograms. At least 5 periods of the R and G signals were harmonically analyzed with accuracy up to the third harmonic. For measurements in the core with graphite samples, the signal sensitivities are, to an accuracy of 20%, - g and l both ~ 0.8 %o/ppm, and $\vartheta \sim 0.3$ °/ppm - all for optimum experimental conditions. These are lower by two orders of magnitude than those obtainable in thermal reactors, and similar results are found for other moderators. They are due to the high contribution of the slowing-down process to G and L, in comparison with which the absorption contribution is hardly observed. The self-shielding effect of boron is a factor 0.5 for samples containing 500-

30581
P/046/61/006/011/003/004
D216/D304

Experimental analysis of ...

-1000 ppm of boron. Measurements in a horizontal channel in the water reflector gave slightly lower sensitivities, but were not pursued due to experimental difficulties and unpromising results. Static method measurements in the horizontal thermal column channel gave promising results for 1. The results indicate a considerable increase in the effective delayed neutron fraction in comparison with the data of Keepin, Wimett and Zeigler (Ref. 7: Phys. Rev., 107,1044, 1957). Preliminary estimates give this as 0.0081 ± 0.0009, and the mean prompt neutron lifetime as 100 ± 30 sec. The static and kinetic methods give consistent sensitivities. The authors acknowledge W. Frankowski, Head of Reactor Engineering Division IBJ, P. Szulc and L. Labno, in charge of teams of Reactor Operation Division IBJ, Dobrski, Kulman and Kwiatek for cooperation in reactor measurements, Post for elaborating the oscillator mechanical drive, Miss Brozyna and Miss Maniecka for scanning the oscillograms, and Mrs. Sawicka, leader of the computer team from the Applied Mathematics Division IBJ. There are 8 figures and 8 references: 5 Soviet-bloc and 3 non-Soviet-bloc. The references to the English-language publications read as follows: D. Breton, First Geneva Conferences Paper P/356, 1955; G.R. Keepin, T.F. Wimett, R.K. Zeigler, Phys, Rev., 107, 1044, 1957

Card 6/7

30581
P/046/61/006/011/003/004
D216/D304

Experimental analysis of ...

ASSOCIATION: Polish Academy of Sciences. Institute of Nuclear Research, Warsaw. Reactor Engineering Department

SUBMITTED: July, 1961

Card 7/7

DABROWSKI, Czeslaw (Poland)

Genearal problems of energy balance and energetistic index numbers. Ipari energia 5 no.3:54 M '64.

ADAMSKI, L.; BAJBOR, Z.; DABEK, W.; KOZIEL, J.; SUWALSKI, W.; BOUZYK, J.; BUKOWSKI, K.; DABROWSKI, C.; KUBOWSKI, J.; RZESZOT, T.; SZECHTER, A.

Critical and exponential assemblies at the Institute of Nuclear Research, Warszawa-Swierk. Nukleonkia 9 no.7/8:539-550 '64

1. Institute of Nuclear Research, Warszawa-Swierk.

DA[illegible]I, D.

Examination of the effectiveness of investments in inland navigation. p.92.
([illegible] (Wiedeln Oberbaucin Technikerna) [illegible]
Vol. 36, no. 3, Mar. 1956

So. East European Accessions List Vol. [illegible], No. [illegible] September 1956

DABROWSKI, E.

Repair and building groups within fishery teams. p. 16.
Vol. 8, no. 4, Apr. 1956 Warszawa GOSPODARKA RYBNA

SOURCE: East European Acession List (EEAL) Library of Congress
Vol. 5, no. 8, August 1956

~~EYRYL~~ DABROWSKI, E

POLAND/Nuclear Physics C-8

Abs Jour : Referat Zhur - Fizika, No 5, 1957, 11308

Author : Dabrowski Eyryl

Inst : Not given

Title : Experimental Nuclear Reactor. I.

Orig Pub : Postepy fiz., 1956, 7, No 5, 389-418

Abstract : No abstract.

Card 1/1

DABROWSKI, E.

Applications of adrenocorticotropic hormone in obstetrics and gynecology. Polski tygod. lek. 7 no. 45:1477-1478 10 Nov 1952. (CLML 24:1)

1. Of the Institute of Mother and Child (Director--Prof. F. Groer, M.D.) and of the Second Obstetric-Gynecological Clinic (Head--Prof. W. Sowinski, M.D.) of Warsaw Medical Academy.

DABROWSKI, Edward

Treatment of inflammatory states of the adnexa with novocaine block. Gin.polska 26 no.2:149-156 Apr-June '55.

1. Z Kliniki Poloznictwa i Chorob Kobiecych Instytutu Matki i Dziecka.Kierownik: doc.dr J. Lesinski. Instytut Matki i dziecka. Warszawa, Madalinskiego 25.

(PROCAINE, therapeutic use,
adnexitis, nerve block)
(PROCAINE, therapeutic use,
adnexitis, nerve block)
(ANESTHESIA, REGIONAL,
procaine block in adnexitis)

DĄBROWSKI E.

Choroby kobiece (Women diseases) by E. Dąbrowski. Reported in New Books (Nowe Ksiazki.) March 1, 1956.

DABROWSKI, Edward

Results of psychoprophylactic method of painless labor. Polski tygod. lek. 11 no.42:1786-1790 15 Oct 56.

1. Z Kliniki Poloznictwa i Chorob Kobiecych Instytutu Matki i Dziecka w Warszawie; dyrektor prof. F. Groer; kierownik Kliniki: doc. dr. J. Lesinski. Warszawa, ul. Madalinskiego 25, Instytut Matki i Dziecka.
(LABOR,
painless, psychoprophylactic method (Pol))

DABROWSKI, Edward

Possibilities of application of sleep therapy in gynecology and obstetrics. Gin. polska 27 no.3:303-311 May-June 56.

1. Z Kliniki Poloznictwa i Chorob Kobiecych Kierownik: prof. Doc. dr. J. Lesinski i Instytutu Matki i Dziecka w Warszawie Dyrektor: prof. dr. F. Groer, Instytut Matki i Dziecka, Klinika Poloznictwa i Chorob Kobiecych Warszawa, ul. Madalinskiego 25.

(GYNECOLOGICAL DISEASES, therapy,
sleep ther. (Pol))
(SLEEP, therapeutic use,
in gyn. & obst. (Pol))

DABROWSKI, Edward

Diptheric vulvovaginitis in the course of pregnancy.
Gin. polska 27 no.6:705-708 Nov-Dec 56.

1. Z Inst. Matki i Dziecka. Klinika Poloznictwa i Chorob Kobiecych; Dyrektor: prof. dr. F. Froer, Kier. Kliniki: doc. dr. J. Lesinski, Warszawa, ul. Madalinskiego 25.

(PREGNANCY, complications
vulvovaginitis, diphtheritic (Pol))
(VAGINITIS, in pregnancy
(same)
(VULVITIS, in pregnancy
(same)
(CORYNEBACTERIUM DIPHTHERIAE, infections
causing vulvovaginitis in pregn. (Pol))

DABROWSKI, [illegible]

[illegible]

[illegible] Pressure for Briquetting Dried [illegible]

[illegible] Chemia Chemiczna, No. 4-5-6, 1955, pp. 190-196, (1 tab.

In order to determine basic for a press, prototype studies were carried out on briquetting dried beet pulp without heating and without the use of adhesives. The following optimal conditions for briquetting were determined: 1) the pressure for briquetting should be 100-[illegible] kilograms of the briquetting surface, corresponding to the pressure equal should be [illegible] 2) the specific weight of briquettes depend[illegible] on the pressure applied, should be [illegible] to [illegible] kg/dcm³.

DABROWSKI, H

POLAND/Chemical Technology. Chemical Products and Their Application. Part 1. - Checking and Measuring Devices. Automatic Control. H

Abs Jour: Ref. Zhurnal Khimiya, No 21, 1958, 71112.

Author : Henryk Dabrowski.
Inst :
Title : Automatic Areometer.

Orig Pub: Gaz. cukrown., 1957, 59, No 12, 325-326.

Abstract: An areometer for continuous measuring of specific gravity of liquids in the range of 10 to 50° Brix with a reading accuracy of ± 0.5° Brix is described. The principle of the instrument action is continuous weighing of the liquid flowing through its spherical receiver. Directions concerning the mounting of the areometer, its calibration and using are

Card : 1/2

DABROWSKI, H.

"Closer cooperation with state and collective farms will improve the terms and quality of their supplies," Gospodarka Zbozowa, Warszawa, Vol 5, No 6, June 1954, p. 9.

SO: Eastern European Accessions List, Vol 3, No 11, Nov 1954, L.C.

CHODERA, L.; SZERESZEWSKA, H.; ROZYNEK, M.; DABROWSKI, H.; PISKORZ, A.; PATELSKI, J.; FILIPEK, H.

Vascular changes in experimental mechanical jaundice with hyperlipemia. Polskie arch.med. wewn. 30 no.7:1006-1009 '60.

1. Z I Kliniki Chorob Wewnetrznych A.M. w Poznaniu Kierownik: prof. dr med. S.Kwasniewski.
(JAUNDICE OBSTRUCTIVE exper)
(LIPIDS blood)
(CARDIOVASCULAR SYSTEM pathol)

DABROWSKI, J.

"Cultivating Meadows in the Wronowice Community", P. 43, (NAUK ROL ISTWO, Vol. 3 No. 5, May 1954, Warszawa, Poland).

SO: Monthly List of East European Accessions, (EEAL), LC, Vol. 4, No. 5, May 1955, Uncl.

DABROWSKI, J.

A case of winter irrigation. p.31.
GOSPODARKA WODNA (Gaszeln. Organizacja Techniczna) Warszawa
Vol. 16, no. 1, Jan. 19

So. East European Accessions List Vol. 5, no. 9 September 1956

DABROWSKI, J.

3710

666.815 : 674.816.2 : 666.972.16.002.22 : 691.5

Dąbrowski J., Hartel J. The Possibilities of Using Certain Kinds of Timber Waste Products for Manufacturing Structural Elements from Gypsum Concrete. MN

„Możliwości wykorzystania niektórych odpadów drzewnych do produkcji gipsobetonowych elementów budowlanych". Materiały Budowlane. No. 11, 1954, pp. 296—301, 5 figs., 6 tabs.

Gypsum concrete plates with organic filler aggregates, are very valuable for the building industry. In order to introduce this new building material, laboratory and semi-pilot plant tests have been carried out with gypsum concrete plates and an organic aggregate (wood shavings). The results of tests have given satisfactory results.

1

DABROWSKI, J.

Scientific and research works of the Institute of Construction Technique, p. [90d] (PRZEGLAD BUDOWLANY, Warszawa, Vol. 27, no. 3, Mar. 1955.)

SO: Monthly List of East European Accessions, (EEAL), LC, Vol. 4, No. 6, Jun. 1955, Uncl.

DABROWSKI, J.

Possibilities of exploiting sawdust for production of plates and building materials, p. [90c-90d] (PRZEGLAD BUDOWLANY, Warszawa, Vol. 27, no. 3, Mar. 1955.)

SO: Monthly List of East European Accessions, (EEAL), LC, Vol. 4, No. 6, Jun. 1955, Uncl.

Studies on flax cellulose. J. Dabrowski and I. Marchlewski. *Bull. intern. acad. polon. sci., Classe sci. math. nat.* **1937A**, 201-16 (in English). Flax cellulose (I) shows similar chem. properties to cotton cellulose (II). Hydrolysis to glucose and acetylation to the tri Ac deriv. proceed alike for I and II. The Cu no. of the acetylcelluloses varies with the mode of formation and is inversely proportional to the viscosity. The absorption of ultraviolet light is continuous and the transparency is not a function of viscosity. Under the action of concd. acids I is converted into a hydrocellulose similar to that obtained from II. Freshly prepd. solns. in NaOH of these products do not show selective absorption of short light waves but prolonged action of NaOH causes the formation of decompn. products which do absorb the light selectively.

Mark Plunguian

ASM-SLA METALLURGICAL LITERATURE CLASSIFICATION

DABROWSKI, J.

"Use of local bast fiber in the textile industry." p. 37. (CZIEL, Vol. 4, no. 2, Feb. 1953, Lodz, Poland)

SO: Monthly List of East European Accessions, L. C., Vol. 3, No. 5, May 1954, Uncl.

DABROWSKI, J.

"The course of textile research work of the Institute of Industrial Design." p. 115. (ODZIEZ, Vol. 4, no. 5, May 1953, Lodz, Poland)

SO: Monthly List of East European Accessions, L. C., Vol. 3, No. 5, May 1954, Uncl.

DABROWSKI, J.

"The influence of moisture on the production process of spinning." p. 147.
(CZIEZ, Vol. 4, no. 7, July 1954, Lodz, Poland)

SO: Monthly List of East European Accessions, L. C., Vol. 3, No. 5, May 1954, Uncl.

DABROWSKI, J.

DABROWSKI, J. The knitting industry at the 7th International Clothing Competition. p. 279. Vol. 7, no. 10, Oct. 1956. CDZIEZ. Lodz, Poland.

SOURCE: East European Accessions List (EEAL) Vol. 6, no. 4--April 1957

KORYCKA, Waleria; DABROWSKI, Jan

A gold medal for a textile machine factory in Bielsk. Przegl tech [84] no.8:8 24 F '63.

KORYCKA, Waleria; DABROWSKI, Jan

The Power Triangle: Peak No.1. Przegl techn 84 no.46:9 17 N '63.

KORYCKA, Waleria; DABROWSKI, Jan

A short cut but glorious history. Przegl techn 84 no.48:9
1 D '63.

KORYCKA, Waleria; DABROWSKI, Jan

Arsenal of Polish oilmen. Przegl techn 84 no.50:8 15 D '63.

KORYCKA, Waleria; DABROWSKI, Jan

Center of the Polish cotton industry. Przegl techn 84 no. 31: 7 4 Ag '63.

KORYCKA, Waleria; DABROWSKI, Jan

The Rybnik Coal District as we do not know it. Przegl techn 85 no. 13: 7 29 Mr '64.

KORYCKA, Waleria; DABROWSKI, Jan

Dionysiac industry. Przegl techn 84 no. 39: 8 29 S '63.

KORYCKA, Waleria ;Dabrowski, Jan

"Made in Milanowek". Przegl techn 84 no.41:9 13 O'63

KORYCKA, Waleria; DABROWSKI, Jan

Sirens on the Sola River. Przegl techn 84 no.51: 9 22 D'63.

KORYCKA, Waleria; DABROWSKI, Jan

The Polish power triangle. Przegl techn 84 no.52:10
29 D'63.

DABROWSKI, Jan

Liquids of the 20th Century. Horyz techn 17 no. 2: 14-15 F '64.

DABROWSKI, Jan

Metal of two epochs. Horyz techn 17 no.3:25-26 Mr '64.

KORYCKA, Waleria; DABROWSKI, Jan

Gdansk Shipyard. Przegl techn 85 no.6:5 9 F'64.

KORYCKA, Waleria; DABROWSKI, Jan

Test case of the Kasprzak Works. Przegl techn 85 no. 11: 7,9 15 Mr '64.

KORYCKA, Waleria; DABROWSKI, Jan

The new aspect of the Steel Works in Rakow. Przegl techn 85 no.21:7 24 My '64.

STARZEWSKI, Wojciech; DABROWSKI, Jan; GORNA, Maria

Treatment of acute adnexitis by paravertebral procaine block.
Polski tygod. lek. 9 no.36:1156-1158 6 Sept 54.

1. Z Kliniki Polosnictwa i Chorob Kobiecych Slaskiej Akademii Medycznej w Zabrzu. Kierownik: prof. dr W.Starzewski.

(PROCAINE, therapeutic use,
adnexitis, nerve block)
(ADNEXITIS, therapy,
procaine nerve block)
(ANESTHESIA, REGIONAL,
procaine block in adnexitis)

DABROWSKI, Jan (adres autora: Zabrze, Sadowa 13)

Indications for caesarean section including cases of infection. Ginekol pol 25 no.2:123-134 Ap-Je '54. (KEAL 3:8)

1. Z Kliniki Polosnictwa i Chorob Kobiecych Slaskiej Akademii Medycznej z Zabrzu. Kierownik: prof. dr Wojciech Starzewski.
(CAESAREAN SECTION,
*indic.)

DABROWSKI, Jan

Modified concept of surgery of uterine myomas in older women. Polski tygod. lek. 11 no.31:1370-1374 30 July 56.

1. Z Wojewodzkiego Szpitala Polozniczo-Ginekologicznego w Siemianowicach Slaskich; dyrektor; dr. J. Dabrowski. Siemanowice Sl., Gen. Swiercze wskeigo 15, Wojew. Szpital Polozn.-Ginekol.

(UTERUS, neoplasms,
myoma, surg. in aged (Pol))
(MYOMA,
uterus, surg. in aged (Pol))

DABROWSKI, Jan.

Influence of the calcium-phosphorus metabolism of the pregnant woman on development of the fetus. Gin. polska 28 no.2:165-169 Mar-Apr 1956.

1. Z Kliniki Poloznictwa i Chorob Kobiecych Slaskiej A.M. w Zabrzu. Kierownik: prof. dr. W.Starzewski. Zabrze, Sadowa 13.

(PREGNANCY, metabolism in
calcium & phosphorus, eff. on develop. of fetus (Pol))
(FETUS,
eff. of maternal calcium-phosphorus metab. on develop. (Pol))
(CALCIUM, metabolism
maternal, in pregn., eff. on develop. of fetus (Pol))
(PHOSPHORUS, metabolism
(same))

DABROWSKI, Jan

Attempted clinico-laboratory evaluation of shock in gynecological and obstetric interventions. Gin. polska 28 no.4:427-436 July-Aug 56.

1. Z Wojewodzkego Dzpitala Poloznicza-Ginekologicznego w Siemianowicach Slaskich. Dyrektor: dr. J. Dabrowski. Siemianowice Slaskie, ul. Swierczewskiego 15 - Szpital Polozniczy.

(GYNECOLOGICAL DISEASES, surgery,
perop. shock (Pol))
(SHOCK, etiology and pathogenesis,
gyn. & obst. surg. (Pol))

OLES, Andrzej; DABROWSKI, Jan; DZIOK, Antoni; KURZEJA, Kazimierz

A case of anthrax of the skin. Polski tygod. lek. 16 no.52:2023-2024 25 D '61.

1. Z Oddzialu Zakaznego Szpitala Powiatowego w Jaroslawiu; ordynator Oddzialu: dr med. Jan Dabrowski i z Dzialu Epidemiologii Wojewodzkiej Stacji Sanatarno-Epidemiologicznej w Rzeszowie; kierownik Dzialu: lek. med. Andrzej Oles, dyrektor Stacji: lek. med. Zygmunt Mazurek.
(SKIN dis) (ANTHRAX case reports)

KORYCKA, Waleria; DABROWSKI, Jan

The Chemical Works in Oswiecim, an industrial enterprise planted on blood. Przegl techn 84 no.14:8 7 Ap '63.

MIHC, Stefan; [illegible], Zbigniew [illegible], Jan

Electrochemical measuring transducers of mechanical magnitudes. Pomiary 10 no.8:334-337 Ag'64

1. Department of Physical Chemistry, University, Warsaw.

DABROWSKI

CA 7

Spectrophotometric determination of minute quantities of zinc in organic substances. J. Dabrowski and L. Marchlewski. *Biochem. Z.* 282, 387 (1935). *Bull. intern. acad. polonaise, Classe sci. math. nat.* 1935 A, 479-85. Zn is ppted. as the 8-hydroxyquinoline compd. This is decompd. by HCl and the 8-hydroxyquinoline·HCl is detd. by its extinction quotient. The org. matter is ashed at 540° in a quartz dish, and the ash is warmed with 1 cc. concd. HCl, dild. with H_2O and filtered. The filtrate is dild. to bring the HCl concn. to about N. Bring to a boil and pass H_2S for 2 min. to ppt. any Cu. Filter again, wash with HCl satd. with H_2S, and evap. to 1 cc. Add 0.25 cc. 20% citric acid, neutralize with NH_4OH to methyl orange, then add 0.25 cc. of a special mixt. (20 cc. $HCOOH$, 3 cc. NH_4OH and 20 g. $(NH_4)_2SO_4$ made up to 100 cc.) and 0.2 cc. $HCOOH$. Warm to 60° and pass in H_2S, bring to a boil, then cool while passing H_2S. Collect the ppt., wash with H_2O, dissolve in a little 2 N HCl, evap. partly, and made alk. with NH_4OH and remove the excess NH_4OH by warming. Dil. the soln. to 80 cc. and ppt. the Zn as $Zn(C_9H_6NO)_2$ with 5 cc. of the 8-hydroxyquinoline reagent (4 g. 8-hydroxyquinoline and 8 cc. AcOH to 100 cc.) after first adding 2 cc. 20% AcOH and 3 g. AcONa and warming to 40°. Heat to 80° and leave overnight. Wash the ppt. with H_2O, dissolve in 2 N HCl, make up to vol. and exam. in a spectrophotometer. From the data of a the concn. is detd. from [illegible] S. Mongalis

ASM-SLA METALLURGICAL LITERATURE CLASSIFICATION

Dabrowski Wanda

DABROWSKI, JANUSZ

POLAND / Organic Chemistry. Theoretical Organic Chemistry. G-1

Abs Jour: Ref Zhur-Khimiya, No 1, 1959, 1133.

Author : Hurwic, J., Radzikowski, J., Dabrowski, J.
Inst : Not given.
Title : The Investigation of a Tautomerism in β-aminovinyl Acids by Measuring the Dielectric Constant of their Solutions.

Orig Pub: Roczn. chem., 1958, 32, No 1, 159-161.

Abstract: The tautomerism revealed previously (RZhKhim, 1955, 40057, 1957, 26610) by means of refractometric and spectroscopic measurements in β-aminovinyl ketones RCOCH = CHNHR' ⇄ RC(OH) = CHCH = NR' 1a R = C_2H_5, R' = H; b R = n - C_3H_7, R' = H; c R = R' - CH_3; d R = iso - C_4H_9, R' = CH_3) is

Card 1/2 Politech, Warsaw

JANUSZ DABROWSKI

Distr: 4E3d/4E2c(j)

6
2-may
2

Imido-enamine tautomery. IV. Infrared spectra of alkyl 2-alkylaminovinyl ketones and of their copper salts. Janusz Dąbrowski and Urszula Dąbrowska (Politech., Warsaw). Roczniki Chem. 32, 821-36(1958)(German summary); cf. C.A. 51, 8644e; 52, 13619b.—The results of spectral and refractometric investigations indicate the formation of tautomeric mixts. of the alkyl 2-alkylaminovinyl ketones RCOCH:CHNHR' ⇄ RC(OH):CHCH:NR'. The tautomeric equil. is, contrary to the unsubstituted ketones RCOCH:CHNH$_2$ ⇄ RC(OH):CHCH:NH, shifted to the left side. A. Kręglewski

POLAND / Physical Chemistry. Molecule. Chemical Bond. B-4

Abs Jour: Ref Zhur-Khimiya, No 7, 1959, 22292.

Author : Dabrowski, Janusz.
Inst : Not given.
Title : Concerning the Unsuitability of Using the Concepts of Specific Exaltations of Molar Refraction and Dispersion.

Orig Pub: Roczn. chem., 1958, 32, No 3, 637-646.

Abstract: Literature data concerning refraction R_D(exp.) for λ = 5890 A and t = 20° of 55 compounds having conjugate bonds are collected. The theoretical magnitudes of refraction R_D(theor.) of the same compounds are computed as sums of atomic refractions and increments. Two different magnitudes of R_D(theor.) are obtained for each compound, one

Card 1/3

DABROWSKI, J.

Imide-enamine tautomerism. V. Isolation of polar tautomeric forms of propyl-β-aminovinylketones. Bul Ac Pol chim 7 no.2:93-95 '59. (EEAI 9:7)

1. Katedra Chemii Organicznej Politechniki Warszawskiej. Vorgelegt von T.Urbanski.

(Imides) (Amines) (Propyl group)
(Vinyl group) (Ketones) (Amino group)

DABROWSKI, J.; KAMIENSKA, K.

Imine-enamine-tautomerism. VII. Cryometric investigations of the transformation of β-aminovenyl ketones. Bul chim PAN 8 no.9: 461-466 '60.

1. Katedra Chemii Organicznej, Politechnika, Warszawa. Presented by T. Urbanski.

(Imines) (Amines) (Tautomerism) (Aminovinyl ketones)

DABROWSKI, J.; TERPINSKI, J.

Isolation of individual forms from tautomeric mixtures of some alkyl-β-aminovinylketones. Bul chim PAN 9 no.12:779-783 '61.

1. Katedra Chemii Organicznej, Politechnika, Warszawa, i Zaklad Syntezy Organicznej, Polska Akademia Nauk, Warszawa. Presented by T. Urbanski.





DABROWSKI, J.

539.172.4

7373. Note on the $^6Li(n,d)^3He$ reaction. J. DABROWSKI AND J. SAWICKI. *Bull. Acad. Polon. Sci. Cl. 3, 3, No. 2*, 51-4 (1955).

The differential cross-section is calculated with the assumption that the Li^6 nucleus consists of a deuteron moving in the field of an α-particle. The incoming neutron "knocks out" the deuteron and is itself captured. The n-α interaction is largely ignored, and "pick-up" is neglected because the deuteron is treated as an elementary particle. Nevertheless fair agreement with experiment is obtained. J. M. CAMELS



DABROWSKI J.

Poland/Physical Chemistry - Atomic Nucleus, B-2

Abst Journal: Referat Zhur - Khimiya, No 1, 1957, 43

Author: Dabrowski, J., and Sawicki, J.

Institution: ~~None~~ Univ of Warsaw, Poland

Title: Simple Model of the Li^6 Nucleus and the Neutron-Induced Reactions of Li^6

Original Periodical: Acta Phys. Polon, 1955, Vol 14, No 4, 323-335 (published in English with a Russian summary)

Abstract: The reactions $Li^6(n,t)He^4$ and $Li^6(n,d)He$ are discussed with the aid of a simple model of the Li^6 atom in which it is represented as consisting of alpha particles and deutrons. It is supposed that both reactions are of the "fission" type. The correctness of this model is borne out both by energetic relationships and by the fact that the magnetic moment of $Li^6 \mu \cong$ the magnetic moment of deutrons. The cross sections for both reactions were calculated by the Bornov approximation.

Card 1/1

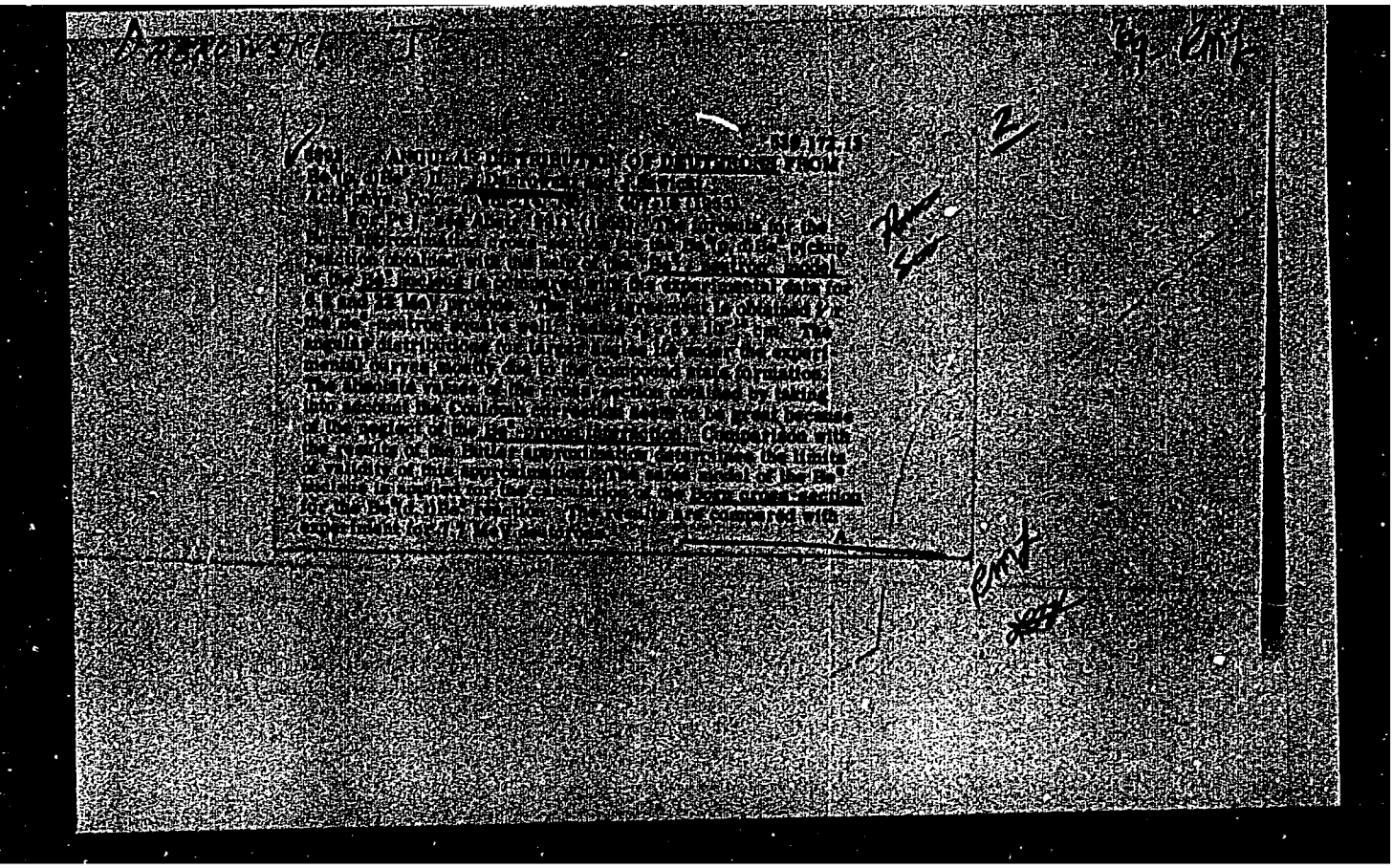

DABROWSKI, JANUSZ

19

The optical models of the atomic nucleus. Janusz Dąbrowski. Postępy fizyki 7, 1-38 (1956). A survey of the more important theoretical papers devoted to the development of the optical model of the atomic nucleus. Papers published before the end of 1955 are taken into consideration. Edwin Gore

2

DABROWSKI, J.

SOV/120-58-1-13

Kozlov, S. A. Angular Distribution of Deuterons from $B^{10}(p, d)B^{9}$ (Supplement) (Raspredeleniye deyteronov iz $B^{10}(p, d)B^{9}$ (Dopolneniye)) Pribory i tekhnika eksperimenta, 1958, Vol. 1, No. 1, p. 74 (USSR)

The Differential Cross Section Of Deuteron Emission Resulting of B^{10} Nuclide Bombarding by the 14.5 MeV Protons $B^{10}(p, d)B^{9}$ Reaction.

LTH

DABROWSKI

DABROWSKI, J.

POLAND/Nuclear Physics - Nuclear Reactions C-5

Abs Jour : Ref Zhur - Fizika, No 5, 1958, No 10268

Author : Dabrowski, J., Sawicki, J.
Inst : Polish Academy of Sciences, Warsaw
Title : Angular Distribution of the Deuterons of the Be^9 (p,d)Be^8 Reactions. Angular Distribution of Deuterons From $^9Be(p,d)^8Be$

Orig Pub : Acta phys. polon., 1956, 15, No 6, 431-434

Abstract : Errors are corrected in the calculation of the angular distributions of the reactions Be^9(p,d) and Be^9(d,t), made in previous works (Referat Zhur Fizika, 1955, No 11, 24163; 1956, No 3, 6443; No 8, 22149, 1957, 3, No 6050). Most important corrections have been introduced in the absolute values of the cross sections. The corrected value of the calculated differential cross section of the reaction Be^9 (p,d), where $r_0 = 5 \times 10^{-13}$cm in the interval 5 to 8 Mev at $\varnothing = 20^o$, is 0.22 barns/steradian. The corrected values of the calculated differential corss sections of the Be^9(d,t) reaction, for $r_0 = 5 \times 10^{-13}$ cm and $r_0 = 7 \times 10^{-13}$cm at $\varnothing \leqslant 0$, are 34

Card : 1/2

POLAND/Nuclear Physics - Nuclear Reactions C-5

Abs Jour : Ref Zhur - Fizika, No 5, 1958, No 10268

and 39 millibarns/steradian respectively instead of 87.12 and 72.30 millibarns/steradian. The corresponding total cross sections are 44 and 27 millibarns (instead of 110.9 and 50.6 millibarns). Corrected theoretical curves are given for the angular distributions at different values of r_0 but their agreement with the angular distributions of the $Be^9(p,d)$ remains the same as before.

Card : 2/2

DABROWSKI, J.

POLAND/Nuclear Physics - Nuclear Reactions C-5

Abs Jour : Ref Zhur - Fizika, No 7, 1958, No 15150

Author : Dabrowski J., Lulczyjew B.
Inst : University of Warsaw, Poland
Title : Note on the $^{12}C(d,p)^{13}C$ Reaction Near the 4 Mev Resonance.

Orig Pub : Acta Phys. polon., 1957, 16, No 3, 231-234

Abstract : The authors have calculated the differential cross section of the reaction C^{12} (c,p) C^{13} near resonance at 4 Mev. The formula proposed by Thomas (Referat Zhur Fizika, 1958, No 3, 5487) is used. No account was taken in the calculation of the Coulomb scattering and of the potential scattering. It was assumed that the particles participating in the formation of the compound nucleus have the following values of momenta: $j_d = 2$, $j_p = 1$, and $j_n = 1$. The possible contribution of the momenta $j_d = 4$ and $j_p = 1$ were not taken into account. The total momenta $J = 3^{+2}$ and the width $\Gamma = 0.5$ Mev were attributed to the excited level of the compound nucleus. The calculation was made in the Born and Butler approximation. The results

Card : 1/2

14

POLAND/Nuclear Physics - Structure and Properties of Nuclei C

Abs Jour : Ref Zhur Fizika, No 10, 1959, 22062

Author : Dabrowski, J.

Inst : University of Birmingham, Great Britain

Title : Binding Energy of the O_{16} Nucleus with the Cluster Development Method

Orig Pub : Bull. Acad. polon. sci. Ser. sci. math. astron. et phys., 1958, 6, No 10, 635-643

Abstract : A brief report is given as a result of variational calculations of the binding energy of O_{16} nucleus, carried out by the author earlier (Referat Zhur Fizika, 1958, No 12, 26946; 1959, No 6, 12451) with trial wave functions of the form

$$\psi(1 \ldots A) \prod_{i<j} f(r_{ij}) \Phi(1 \ldots A), \quad (1)$$

Card 1/2

S/058/62/000/010/033/093
A061/A101

AUTHORS: Borysowicz, J., Dąbrowski, J.

TITLE: Diffraction scattering of deuterons on non-spherical nuclei

PERIODICAL: Referativnyy zhurnal, Fizika, no. 10, 1962, 46, abstract 10B350 ("Rept. Inst. badań jądrow. PAN", 1961, no. 261/VIII, 16 pp., illust., English; summaries in Polish and Russian)

TEXT: The scattering of deuterons on non-spherical nuclei is considered in diffraction approximation using the black nucleus model. The quadrupole nuclear deformations considered are assumed to be small. Both elastic and inelastic scattering cross sections are calculated. The angular distribution found for inelastic scattering differs little from the angular distribution for point particles. The results are illustrated by the example of the reactions $O^{18}(d,d')O^{18*}$, $Mg^{24}(d,d')Mg^{24}$, and $Mg^{24}(d,d')Mg^{24*}$. Although the deuteron structure tells little on the character of the scattering angular distribution, the calculation of the finite deuteron dimensions leads to a diminution of the effective nuclear radius R_0 and to an increase of the nuclear deformation parameters β. This leads to a

Card 1/2

better agreement of the R_0 and [illegible] values, obtained from the analysis of reactions with deuterons, with the values obtained from data of alpha particle scattering.

A. Sitenko

[Abstracter's note: Complete translation]

21721

P/045/61/020/003/003/004
B133/B228

24.6600

AUTHORS: Dabrowski, Janusz and Sobiczewski, Adam

TITLE: Optical model for nucleon-nucleus scattering

PERIODICAL: Acta Physica Polonica, v. 20, no. 3, 1961, 243-255

TEXT: The present paper deals with the derivation of the parameters of the optical potential for nucleon-nucleus scattering. The optical potential V for a nucleus with high mass number A is given by:

$$V = \sum_{i=1}^{A} \langle \varphi_0 | t_{0i} | \varphi_0 \rangle \qquad (1)$$

The transition operator t_{oi} describing the scattering between the particle "o" and "i" in the presence of the other target nucleons satisfies the integral equation:

$$t_{0i} = v_{0i} + v_{0i} \frac{Q}{e} t_{0i}, \qquad (2)$$

Card 1/6

where the operator Q excludes all the states occupied by the target nucleons, and $e = E - H_A - T_o - V + i\eta$. v_{oi} is the nucleon-nucleon interaction, E is the ground-state energy of the target nucleus plus the energy of the projectile, H_A the Hamiltonian of the target nucleus, and T_o the kinetic energy of the projectile. The approximations contained already in (1) were discussed by Sawicki (see references). An exceptional case for which one can easily solve Eq. (2) for the t matrix is the case of the separable potential:

$$\left(\frac{1}{2\pi}\right)^3 \int dr_{12} e^{-ip'r_{12}} v_{12} e^{ipr_{12}} = \langle p'|v_{12}|p\rangle$$

$$= -\frac{\lambda\hbar^2}{M} g(p')\, g(p) \qquad (10)$$

Depending on the form of the g function it is called "Yamaguchi potential" (Y) when $g(p) = (p^2 + \beta^2)^{-1}$, or "effective range potential" (ER) when

$g(p) = (p^2 + \beta^2)^{-1/2}$. One of the disadvantages of potential (10) is, that it acts in the S state only. The authors now want to improve the results for the optical potential obtained with the separable potential (10) by adding the contribution from higher (than S) partial waves in phase-shift approximation. To get the phase-shift approximation for the t matrix, they put the operator Q = 1 in Eq. (2) and replace V by an energy-independent real potential. To calculate the optical potential $V(k_0)$, the following coordinates are introduced:

$$p = \left|\frac{k_0 - k_1}{2}\right|, \quad u = \left|\frac{k_0 + k_1}{2}\right| \tag{17}$$

In these coordinates

$$\int\limits_{k_1 < k_F} dk_1 = \frac{16\pi}{k_0} \int\limits_{(k_0 - k_F)/2}^{(k_0 + k_F)/2} dp\, p \int\limits_{\max\left[(k_0 - p),\, \sqrt{k_F^2 - p^2}\right]}^{\sqrt{(k_0^2 + k_F^2)/2 - p^2}} du\, u \tag{18}$$

Card 3/9

holds. After introduction of the dimensionless variables $\nu = k_0/k_F$ $x = p/k_F$ one finally gets:

$$\left.\begin{matrix}\mathrm{Re}\ V(k_0)\\ \mathrm{Im}\ V(k_0)\end{matrix}\right\} = -\frac{2}{\pi}\frac{\hbar^2 k_F^2}{M}\frac{1}{\nu}\int_{(\nu-1)/2}^{(\nu+1)/2} dx\left[\frac{1}{4}-\left(x-\frac{\nu}{2}\right)^2\right]\left\{\begin{matrix}g(x)\\ 2f(x)\end{matrix}\right\} \qquad (20)$$

where g is given by

$$g(p) = \left[\sum(\mathrm{odd}\ j) + 3\sum(\mathrm{even}\ j)\right](2j+1)\sin 2\delta_j + \left[\sum(\mathrm{even}\ j) + 3\sum(\mathrm{odd}\ j)\right]\times$$
$$\times\left[(2j+1)\sin 2\eta_j + (2j+3)(\sin 2\eta_{j+1,\alpha} + \sin 2\eta_{j+1,\beta})\right] + 3\sin 2\eta_0 \qquad (16)$$

The equation for f is obtained from Eq. (16) by replacing sin 2, sin 2, by $\sin^2$, $\sin^2$, respectively. To improve the expression for Im $V(k_0)$, the authors take into account some of the effects of the exclusion principle. For this reason, they follow the Goldberger method known as the "frivolous model". Their rather intuitive approach leads to

$$\operatorname{Im} V_{\mathrm{Gd}}(k_0) = -\frac{2\hbar^2 k_F^3}{\pi M} \frac{1}{\nu} \int_{(\nu-1)/2}^{(\nu+1)/2} dx[f(x)/x] \int_{\max[(\nu-x),\sqrt{1-x^2}]}^{\sqrt{(1+\nu^2)/2-x^2}} dy(x^2+y^2-1) \qquad (26)$$

where the index Gd indicates the Goldberger method.

where y is u/k_F, and Gd indicates the Goldberger method. To get numerical results, the optical potential is discussed as a function of the wave numbers of the incoming nucleon. Due to the approximations made in the derivation, satisfying results are expected only for neutrons and only for high energies. Figs. 1 and 2 show V as a function of the energy E_0 of the incoming neutron. Corresponding results for the (ER) interaction are given in Table III. Because of the uncertainty of the experimental results, a comparison between theory and experiment is difficult. It seems that the experimental points favor the curves obtained by means of GT and SM phase shifts. There are 2 figures, 3 tables, and 25 non-Soviet-bloc references. The 3 most recent references to English-language publications

21721

Optical model for...

P/045/61/020/003/003/004
B133/B228

read as follows: Dabrowski, J. and Sawicki, J., Nuclear Phys. 13, 621 (1959); Nuclear Phys. 22, 318 (1961). Sawicki, J., Nuovo Cimento, 15, 606 (1960).

ASSOCIATION: Institute for Nuclear Research, Warsaw, and Institute for Theoretical Physics, Warsaw University, Warsaw (Janusz Dabrowski). Institute for Theoretical Physics, Warsaw University, Warsaw, and Warsaw Technical University, Warsaw (Adam Sobiczewski)

SUBMITTED: September 30, 1960

Card 6/9

44297
S/058/62/000/012/012/048
A160/A101

24.6600

AUTHORS: Dąbrowski, Janusz, Borysowicz, Jerzy

TITLE: Diffraction scattering of deuterons on non-spherical nuclei. II. Deformation of arbitrary multipolarity

PERIODICAL: Referativnyy zhurnal, Fizika, no. 12, 1962, 62, abstract 12B430 ("Rept. Inst. badań jądrow. PAN", no. 300/VII, 1962, 10 pp., illustrated, English; summaries in Polish and Russian)

TEXT: The theory of the diffraction scattering of deuterons on nuclei, by Akhiyezer and Sitenko, is generalized for a case of deformed nuclei with a surface deformation of an arbitrary multipole order. The nucleus is assumed to be black. The calculations were carried out in a linear approximation by the parameters of the nucleus deformation. The calculated angular distribution proved to be close to the angular distribution obtained by Drozdov and Blair for the diffraction scattering of nucleons on non-spherical nuclei. A consideration of the deuteron structure results in a decrease of the parameter Ro (the interaction radius) by 1/4 of the deuteron radius Rd, and in a multiplication of the

Card 1/2

parameter of deformation $|\beta_1|$ by the multiplier (1 + (3/8)Rd/Ro) in the expression for the scattering cross section. See also Referativnyy zhurnal, Fizika, 1962, 8B368; 10A350, 10A416.

A. S.

[Abstracter's note: Complete translation]

DABROWSKI, Janusz

A summer school on nuclear physics in Varenna, Italy, August 1961. Postepy fizyki 13 no.1:103-110 '62.

33783
P/045/62/021/002/004/007
B137/B102

24.7000 (1144, 1160, 1385)

AUTHORS: Dąbrowski, Janusz, Sobiczewski, Adam, and Zielińska, Małgorzata

TITLE: Calculation of the optical potential with the nucleon-nucleon phase shifts in the Thomas-Fermi approximation

PERIODICAL: Acta Physica Polonica, v. 21, no. 2, 1962, 145 - 152

TEXT: The authors calculate the radial distribution of the optical potential V for nucleon-nucleus scattering at an energy of $E_0 \gtrsim 50$ Mev with the aid of the empirical nuclear density. $V = V_0 + \Delta V$, where V_0 is the optical potential calculated with the free nucleon-nucleon scattering operator t_0, and ΔV is a correction owing to the exclusion principle. The Thomas-Fermi approximation is used to calculate V for a finite nucleus. The optical potential is expressed with the aid of nucleon-nucleon phase shifts. The nuclear density $\rho(r)$ is assumed to be identical with the charge distribution determined from Hofstadter's electron scattering experiments. For numerical calculations of V the Signell-Marshak nucleon-

Card 1/3

33783
P/045/62/021/002/004/007
B137/B102

Calculation of the optical ...

nucleon phase shifts are used. ΔV increases the depth of the real part of the optical potential, and decreases that of the imaginary part. The corrections are more important at higher densities. Calculations were carried out for E_0 = 50, 80 and 120 Mev. The shape of the optical potential V is discussed in terms of the half-way radius $R_{r(i)}$ and the surface thickness $s_{r(i)}$, where r and i stand for real $R_r \cong R_\rho + 0.1$ f, and $s_r = s_\rho$. R_ρ is the half-way radius, and s_ρ is the surface thickness (the distance over which the density drops from 90 % to 10 % of its peak value) f is the unit of length in fermis. s_r = 2.20 is found, which agrees with experimental results (s_r = 2.6 - 3.1 f for surface absorption below 50 Mev, and s_r = 2.0 - 2.2 for volume absorption throughout the whole energy range). The difference $R_r - R_\rho$ = 0.1 f is too small as compared with experimental results (0.8 ± 0.3 f). The values for Re V(0) are too big by 20 Mev as compared with experiment. It can be concluded from the experiments that Re V has practically the same radial distribution as the nuclear density with a corresponding depth, bigger than is usually assumed. $R_i - R_\rho$ = 0.25,

Card 2/3

33783
P/045/62/021/002/004/007
B137/B102

Calculation of the optical ...

0.15, 0.10 f is found for E_0 = 50, 80 and 120 Mev, respectively. The calculated depth -Im V(0) is in good agreement with the experimental values given by Bjorklund. There are 2 figures, 1 table, and 11 non-Soviet references. The four most recent references to English-language publications read as follows: Bjorklund, F., Proceedings of the International Conference on the Nuclear Optical Model. The Florida State University Studies, No. 32, 1, 1959; Hahn, B., Ravenhall, D., and Hofstadter, R., Phys. Rev., 101, 1131 (1956); Kerman, A. K., McManns, H., and Thaler, R.M., Ann. Phys. (New York), 8, 551 (1959); Signell, P. S., and Marshak, R. E., Phys. Rev., 109, 1229 (1958).

ASSOCIATION: Institute for Nuclear Research and Institute for Theoretical Physics, Warsaw University, Warsaw (Dąbrowski); Institute for Theoretical Physics, Warsaw University, Warsaw and Warsaw Technical University, Warsaw (Sobiczewski); Institute for Theoretical Physics, Warsaw University, Warsaw (Zielińska)

SUBMITTED: July 14, 1961

Card 3/3

BORYSOWICZ, Jerzy; DABROWSKI, Janusz

Diffraction scattering of deuterons in nonspherical nuclei. Acta physica Pol 21 no.4:339-350 Ap '62.

1. Institute for Theoretical Physics, University, Warsaw (for Borysowicz). 2. Institute for Nuclear Research, Warsaw, and Institute for Theoretical Physics, University, Warsaw (for Dabrowski).