

CHUDINOV, V.K.

Sulfur determination by combustion. V. K. Chudinov
Zavodskaya Lab. 10, 001 (1951). -- Direct feeding of CO_2 from
a cylinder may start combustion of the rubber inlet tube;
a gasometer is more satisfactory. While a glass-wood
filter is not essential, the tube temp. must be 1000-1200°,
unless shavings of Cu and MnO_2 are mixed with the sample.
Instead of neutral boiling soln. in the absorber, it is better
to use a soln. of 0.050 g. KIO , 10 g. KI , and 0.5 g. KOH
in 1 l. H_2O ; the soln. is stable for months. G. M. K.

"APPROVED FOR RELEASE: 06/12/2000

CIA-RDP86-00513R000509020016-8

APPROVED FOR RELEASE: 06/12/2000

CIA-RDP86-00513R000509020016-8"

CHUDINOV, V.S.

Surgical treatment of wounds of the heart. Khirurgia no.9:129
'62. (MIRA 15:10)

1. Iz 2-go khirurgicheskogo otdeleniya (zav. V.S.Chudinov)
Magadanskoj oblastnoy bol'nitsy.
(HEART—WOUNDS AND INJURIES)

CHUDINOV, V.S.

Two cases of a primary lung sarcoma in children. Khirurgia
38 no.12:101-104 D '62. (MIRA 17:6)

1. Iz khirurgicheskogo otdeleniya (ispolnyayushchiy ovyazannosti
zav. V.S. Chudinov) Magadanskoy oblastnoy bol'nitsy (glavnyy
vrach V.S. Chernikova).

CHUDINOV, V.S. (Magadan, Portovaya ul., 5, kv.21)

Foreign body penetrating into the pancreas. Vest. khir. 92 no.3:138-139
Mr '64. (MIRA 17:12)

1. Iz khirurgicheskogo otdeleniya (zav. - S.M.Gurevich) Magadanskoy
oblastnoy bol'nitsy (glavnyy vrach - V.S.Chernikova).

CHUDINOV, V.S. (Magadan, Portovaya ul., 5, kv.21)

Surgical treatment of perforated ulcer of the stomach and
duodenum in the Far North. Vest. khir. 92 no. 4:18-51 Ap '64
(MIRA 18:1)

1. Iz khirurgicheskikh otdeleniy (zav. - V.S. Chudinov i
S.M. Gurevich) Magadanskoy oblastnoy bol'nitsy (glavnyy vrach
V.S. Chernikova).

CHUDINOV, V.S.

Methodology of gastrointestinal anastomosis following stomach
resection. Vest. khir. no.10:117-118 '64. (MIRA 19:1)

1. Iz khirurgicheskikh otdeleniy (zav. - V.S. Chudinov, S.M. Gurevich)
Magadanskoy oblastnoy bol'nitsy (glavnyy vrach - V.S. Chernikova).

CHUDINOV, V.S. (Magadan, ul. Portovaya, d.5, kv.21)

Formation of an esophagobronchial fistula in a chest injury produced by a blunt object. Grud. khir. 6 no.4:103-104 J1-Ag '64.

(MIRA 18:4)

"APPROVED FOR RELEASE: 06/12/2000

CIA-RDP86-00513R000509020016-8

APPROVED FOR RELEASE: 06/12/2000

CIA-RDP86-00513R000509020016-8"

DOBROKHOTOVA, K.V.; CHUDINOV, V.V.; GENDLIN, M., red.

[Medicinal plants] Lek: rstvennye rastenii. Alma-Ata,
Kazakhstan, 1965. 178 p. (MIRA 18:8)

CHUDINOV, Yu. V.

Recent tectonic movements in the Ulug-O Basin and Taskyl Range
of northeastern Tuva. Biul. MOIP. Otd. geol. 34 no.5:55-71
8-0 '59. (MIRA 14:6)
(Tuva Autonomous Province—Geology, Structural)

CHUDINOV, Yu. V.

Relationship between faults of different directions in northeastern
Tuva. *Biul. MOIP. Otd. geol.* 34 no.5:152-153 S-0 '59.

(MIRA 14:6)

(Tuva Autonomous Province--Faults (Geology))

BEUS, A.A., doktor geol.-minér. nauk; NECHAYEVA, I.A.; POLKOPIN, F.D.; PREMYSLER, K.M.; CHUDINOV, Yu.V.; SITNIN, A.A.

[Albitized and greisenized granites, a new prospective type of rare element deposits] Al'bitizirovannye i greizenizirovannye granity - novyi perspektivnyi tip mestorozhdeni redkikh elementov. Moskva, 1961. 33 p.
(MIRA 17:8)

1. Akademiya nauk SSSR. Institut mineralogii, geokhimii i kristallokhimii redkikh elementov. 2. Institut mineralogii, geokhimii i kristallokhimii redkikh elementov AN SSSR (for Beus, Sitnin). 3. Geologorazvedochnyy trest No.1 Ministerstva geologii i okhrany neдр SSSR (for Nechayeva, Polkopin, Premysler).

CHUDINOV, Yu.V.

Block structure of the Arctic Urals. Dokl. AN SSSR 136 no.4:997-
910 F '61. (MIRA 14:1)

1. Predstavleno akademikom N.S. Shatskim,
(Sob' Valley—Geology, Structural)
(Bol'shaya Khadata Valley—Geology, Structural)

CHUDINOV, Yu.V.

Signs of superimposed heterochronous movements in the northeastern end of the Tuva Depression and adjacent areas. Izv.AN SSSR.Ser. geol. 27 no.3:88-99 Mr '61. (MIRA 15:2)

1. Geologo-razvedochnyy trest No.1 Ministerstva geologii i okhrany neдр SSSR, Moskva.

(Tuva A.S.S.R.—Geology)

CHUDINOV, Yu.V.

Ancient transverse shift in the Arctic Urals. Izv. AN SSSR. Ser.
geol. 29 no.8:67-77 Ag '64. (MIRA 17:11)

1. Geologo-geokhimicheskiy trest Gosudarstvennogo geologicheskogo
komiteta SSSR, Moskva.

CHUDINOV, Yu.V.

Effect of shifts on the distribution of ore deposits in the
Tien Shan. Dokl. AN SSSR 161 no.1:199-202 Mr '65.

1. Geologo-geokhimicheskiy trest, Moskva. Submitted August 4,
1964. (MIRA 18:3)

CHUDINOVA, A. N.

USSR/Biology - Weevils, Bean
Insectocides

Sep 50

"Development of Chemical Means of Controlling Bean Weevils in Storage Conditions," A. N. Volkov, A. N. Chudinova, All-Union Sci Res Inst for Protection of Plants, Moscow Sta

"Vok v-s Ak Selkhoz Nauk" No 9, pp 36-41

PA 17176
Tests and tabulates effectiveness and duration of effect of selection of powdered fumigating prepn in eliminating bean weevils from seeds in store-houses. Prepn include paradichlorbenzene, naphthalene, and hexachlorethane undiluted and as 7 %

17176

USSR/Biology Weevils, Bean (Contd)

Sep 50

dust with talc, hexachlorane and DDT as 7 % talc dust, and gesarol as 5 % dust. Also include combination of hexachlorocyclohexane with hexachloroethane, and combination of hexachlorocyclohexane with DDT in 7 % talc dust. Two tables. Submitted 3 Mar 50.

17176

CHUDINOVA, A.A. (Sverdlovsk)

Inverse problem of the potential of a simple layer for a body close
to the given potential. Izv.vys.ucheb.zav.; mat. no.5:140-150 '65.

(MIRA 18:10)

CHUDINOVA, A.

Investigation of the possibility of disinfecting food peas in the
"Kuzbass" ZSP-2 grain dryer. Muk.-elev.prom.21 no.9:13-14 S' 55.
(MIRA 8:12)

1. Moskvoskaya stantsiya zashchity rasteniy
(Peas--Disinfection)

L 12156-66 EWT(1)

ACC NR: AP6000428

SOURCE CODE: UR/0140/65/000/005/0140/0150

AUTHOR: ^{44,55} Chudinova, A. A. (Sverdlovsk)

ORG: none

25
B

TITLE: Inverse problem of single layer potential for a body, close to the given potential

SOURCE: IVUZ. Matematika, no. 5, 1965, 140-150

TOPIC TAGS: integrodifferential equation, existence theorem, complex function, inverse problem, analytic function

ABSTRACT: The solution of the inverse logarithmic potential ^{16, 44, 55} problem of a single layer is analyzed under the condition such that the external potential of the required curve is close to the external potential of the given curve in its analytic conditions. The governing integro-differential equation is derived from the following conditions: D is a finite, simply-connected domain in the plane $z = x + iy_1$ bounded by the smooth analytic curve C that contains the initial coordinates. $V(z)$ is the external potential of the single layer with density $\mu = 1$ on C. Outside the D domain a perturbation potential $V_1(z)$ is given which is close to V. For

$$U_\lambda(z) = -\frac{2}{\pi} \frac{\partial V_\lambda(z)}{\partial z}; \quad \varphi(\tau) = \sqrt{z'(\tau)}$$
 and $z_\lambda(t) - z(t) = \zeta(t)$ the governing integro-

Card 1/3

UDC: 517.544

L 12156-66

ACC NR: AP6000428

differential equation is derived in the form

$$\begin{aligned} \varphi(t) = & -W_n(t) + \sum_{n=0}^{\infty} \frac{1}{n!} \frac{1}{2\pi i} \int \frac{\tau \varphi_\lambda(\tau) \{U^{(n)}[z(\tau)] - U^{(n)}[z(t)]\}}{\tau - t} \zeta^n(\tau) d\tau + \\ & + \lambda \sum_{n=0}^{\infty} \frac{1}{n!} \frac{1}{2\pi i} \int \frac{\tau \varphi_\lambda(\tau) \{\Delta U^{(n)}[z(\tau)] - \Delta U^{(n)}[z(t)]\}}{\tau - t} \zeta^n(\tau) d\tau, \\ \varphi_\lambda(\tau) = & V z'(\tau) + \zeta'(\tau). \end{aligned}$$

In order to solve this equation, a set of transformations is made reducing it to the form

$$\overline{\zeta'}(t) - \widehat{P}\zeta' - K\zeta' = f(t) + \lambda A(t) + \widehat{\Phi}(\zeta') + \lambda \widehat{X}(\zeta') + \lambda L\zeta' + \lambda \widehat{N}\zeta' - Q(\overline{\zeta}'),$$

where

$$\widehat{P}\zeta' = \frac{V \overline{\zeta'}(t)}{2\pi i} \int \left[\frac{\tau V z'(\tau) \{U'[z(\tau)] - U'[z(t)]\}}{\tau - t} \int_0^1 \zeta'(\tau) d\tau \right] d\tau.$$

The analysis is based on the Schmidt-Lichtenstein model where the desired and the known functions both have small magnitudes. To prove existence conditions and to construct the solution of the above integro-differential equation, two functional spaces are defined: (a) R-space for function $\varphi(t)$ complex in t , satisfying the conditions $\varphi(t)$ regular at $|t| < 1$ and continuous at $|t| \leq 1$; (b) R*-space for function $\varphi^*(t)$ satisfying conditions $\varphi^*(t)$ regular at $|t| > 1$ and continuous at $|t| \geq 1$.

Card 2/3

L 12156-66

ACC NR: AP6000428

It is shown that the solution can be expanded in integral or fractional powers of λ , and the integro-differential equation possesses a branch solution. Orig. art. has: 49 equations. 0

SUB CODE: 12/ SUBM DATE: 04Jul64/ ORIG REF: 004/ OTH REF: 001

HW

Card 3/3

L 10900-66 EWT(d)/EWT(1) IJP(c) GW

ACC NR: AP6001823

SOURCE CODE: UR/0140/65/000/006/0150/0155

AUTHOR: Chudinova, A. A. (Sverdlovsk)

ORG: none

TITLE: Integral equation of the inverse problem of electrical prospecting

SOURCE: IVUZ. Matematika, no. 6, 1965, 150-155

TOPIC TAGS: potential theory, inverse problem, electrical prospecting

ABSTRACT: An electric field with the electric potential $W(x, y)$ is induced in a homogeneous plane medium of conductivity σ_1 and into this field a bounded domain filled with a substance having conductivity σ_2 is placed (σ_1 and σ_2 are constants) which disturbs the electric field. Designating the potential of the disturbed field outside the domain D by

$$W_1 = V_1 + W \tag{1}$$

where V_1 is the potential of the disturbance, the inverse problem of the potential theory (the inverse problem of electrical geophysical prospecting) is formulated as follows: to find the shape of the body (domain) D when W , V_1 , σ_1 , and σ_2 are known. Under the assumption that D is a finite, simply connected domain of the plane $z = x + iy$ bounded by a smooth contour C enclosing the origin of coordinates, and $z = z(s)$ is a function which conformally maps the unit circle $|z| = 1$ of the plane S onto the domain, the contour C and the function $z(s)$ are considered as

Card 1/2

UDC: 517.544

L 10900-66

ACC NR: AP6001823

2

solutions of the inverse problem for the potential V_1 and conductivities σ_1 and σ_2 . An integro-differential equation for the function $z(s)$ is derived and the problem of its solvability in a finite form is analyzed. It is considered that the inverse problem is solvable in finite form when the boundary C of the body to be determined is defined by a finite number of parameters satisfying a finite number of equations. Solvability in the sense defined above is presented for the case when the electric field is of the form

3

$$W = \frac{x}{\sigma_1}$$

Orig. art. has: 19 formulas.

[LK]

SUB CODE: 12/ SUBM DATE: 10Dec64/ ORIG REF: 006/ AID PRESS: 4172

08/

OC
Card 2/2

BRUDNAYA, A.A., kand. sel'skokhoz. nauk; CHUDINOVA, A.N.

Disinfecting peas by methyl bromide. Zashch. rast. ot vred. i bol.
9 no.9:34 '64. (MIRA 17:11)

1. Vsesoyuznyy nauchno-issledovatel'skiy institut zerna i produktov
yego pererabotki.

Chudinova, I. A.

USSR/ General Problems of Pathology. Tumors

U-4

Abs Jour : Ref Zhur - Diol., No 5, 1958, 22996
Author : Kuzin, A.M., Sharoukhova, K.S., Chudinova, I.A.
Inst : -
Title : The Effect of Tumor Extracts on Catalase and Coenzyme
A of the Livess of Normal Mice.

Orig Pub : Biokhimiya, 1955, 20, No 1, 126-128

Abstract : Aqueous extracts of the non-fat portions of the rat M-1 sarcoma, rabbit Brown-Pearce tumor and malignant tumors of the human stomach and uterus, were precipitated by alcohol. The alcoholic precipitate was dissolved in distilled water, using 1 ml. per 50 mg, and 0.5 ml. was injected intraperitoneally into each mouse. After 20 hours the mice were sacrificed and catalase activity and coenzyme A of the liver determined. The tumor extracts lowered the catalase activity, on the average, by 50%, and CoA by 40%. Extracts from normal

Card 1/2

USSR/: General Problems of Pathology. Tumors

U-4

Abs Jour : Ref Zhur - Biol., No 5, 1958, 22996

stomachs failed to give this effect. During the purification procedure of the substance isolated from the tumor extracts, it was demonstrated that it passed through a collodion membrane, was absorbed by an anion exchange tar, probably had characteristics of a base and lowered the liver catalase by 70-75%. Similar fractions, obtained by the authors from the blood of a tumor bearing animal, have also depressed catalase and CoA levels to a significant extent.

Card 2/2

CHUDINOVA, I. A.

AUTHOR: Chudinova, I. A.

20-4-33/51

TITLE: On the Mechanism of Interaction Between the Toxic Substances of Malignant Ulcers and Catalase (K mekhanizmu vzaimodeystviya toksicheskikh veshchestv zlokachestvennykh opukholey s katalazoy)

PERIODICAL: Doklady AN SSSR, 1957, Vol. 116, Nr 4, pp. 649-651 (USSR)

ABSTRACT: The author has proved in former papers that a preparation in cleaned form can be isolated from the tissue of the ulcer which exercises an inhibiting effect on the liver catalase of normal mice in experiments in vivo. In order to clear the problem mentioned in the title experiments were carried out concerning a direct interaction between the mentioned preparation and the cleaned catalase. The references on the influence of ulcer homogenates or -extracts on the catalase activity in vivo are contradicting. In the experiments of the author the catalase preparation was obtained from ox liver. A catalase solution with an iron percentage of 19,1 in 1 ml ferment solution served as experimental solution. The preparation of the catalase inhibitor was produced from human gastric ulcer as chlorine platinous salt (reference 1 and 2). The incubation of the mixture from the inhibitor and the ferment was carried out at 0° and at a pH 6,5 -6,7. The catalase activity was determined by the author according to the Euler-Josephson method

Card 1/4

On the Mechanism of Interaction Between the Toxic Substances of Malignant Ulcers and Catalase. 20-4-33/51

(reference 9). It was expressed by the constant of the monomolecular reaction ($K \cdot 10^{-3}$) according to the formula $K = \frac{1}{t} \ln \frac{a}{a-x}$.

Table 1 shows the experimental results. This shows that the inhibitor stunts to a great extent the catalase activity. By an increase of quantity of the preparation a complete stopping of the ferment activity can be obtained. The author has studied the separation of the hematin groups of the catalase in order to explain the character of the interaction between inhibitor and ferment. The determination of the iron of the hematin groups showed that in the case of an imperfect stunting of the activity of the ferment the iron is distributed after the dialysis on both sides of the collodion membrane. In the case of a complete stunting iron was to be found only outside the membrane. A control experiment showed that in the case of dialysis of the ferment no hematin separation takes place. The experiments allow the assumption that the inhibitor destroys by interacting with the catalase the binding of the hemin-prothetisch group of the ferment to the apoferment. It is possible that a complex with the proteins component of the catalase is produced if the inhibitor is added. The spectro-photometric investigation of the analysed mixture shows

Card 2/4

On the Mechanism of Interaction Between the Toxic Substances of Malignant Ulcers and Catalase. 20-4-33/51

only an absorption maximum, whereas the photometric adsorption curve of the catalase shows, as it is known, two. These two maxima are not visible in the mixture. A masking of the absorption spectrum of the catalase by a very high absorbing capacity of the inhibitor is possible. In the case of a dialysis of the mixture against distilled water both maxima could be seen in the case of an imperfect stunting of the ferment activity. They vanish in the case of a complete stunting of the activity also after the dialysis. The experimental results of the author agree with the data of recently published papers according to which in an organism afflicted with an ulcer an increase of theiron percentage of the free pophyrines and a decrease of the protoporphyrine iron takes place. It is possible to assume that the accumulation of free porphyrines in an organism afflicted with an ulcer may have developed as a consequence of the effect of the inhibitor on the catalases of the protoporphyrines. There are 1 figure, 2 tables, and 9 references, 2 of which are Slavic.

ASSOCIATION : Institute for Experimental Pathology and Cancer Therapy of the Academy of Medical Science USSR (Institut eksperimental'noy pa-
Card 3/4

On the Mechanism of Interaction Between the Toxic Substances of Malignant Ulcers and Catalase. 20-433/51


tologii i terapii raka (Akademii meditsinskikh nauk SSSR)

PRESENTED: April 27, 1957, by L. S. Shtern, Academician

SUBMITTED: January 21, 1957

AVAILABLE: Library of Congress

Card 4/4



ЧУДИНОВА И. А.

med ✓ Chemical nature of toxin liberated by malignant tumor.
A. M. Kuzin and I. A. Chudinova. *Doklady Akad. Nauk*
S.S.S.R. 107, 380-381 (1958). Toxin isolated from a human
gastric tumor (cf. *C.A.* 49, 9135a) was adsorbed readily on
anion-exchange resin and thus freed of carbohydrates;
elution with 4% NH_4OH released the toxin. Purification
with paper chromatography in $\text{BuOH-EtOH-H}_2\text{O}$ (50/15/
35) and examn. in ultraviolet showed a spot with R_f 0.27,
where the activity resided. This injected into mice gave a
50-60% drop of liver catalase activity. Electrophoresis
showed the basic properties of the toxin. With PtCl_4 it
gave a deriv., decomp. 218-25°. Removal of Pt with
 H_2S gave an even more potent toxin which had an absorption
max. at 260 m μ . It gave a red color with diazobenzene-
sulfonic acid and with NH_4OH ; it had no free NH_2 groups.
The Pt salt is $\text{C}_8\text{H}_7\text{N}_3\text{O}_4\text{Pt}_2\text{Cl}_4$. It probably contains a
purine or iminoazopyrimidine ring. G. M. Kotolapoff

1

CHUDINOVA, I. A.: Master Biol Sci (diss) -- "A study of the inhibitor of catalase formed by a malignant tumor". Moscow, 1958. 12 pp (Inst of Experimental Pathology and Therapy of Cancer Acad Med Sci USSR), 200 copies (KL, No 1, 1959, 118)

KRECHETKOVA, G.D.; CHUDINOVA, I.A.; SHAPOT, V.S.

Characteristics of polyvinyl sulfate as the inhibitor of ribo-
and deoxyribonucleases. Biokhimiia 28 no.4:682-693 J1-Ag '63.
(M¹PA 18:3)

1. Laboratoriya biokhimii Instituta eksperimental'noy i
klinicheskoy onkologii AMN SSSR, Moskva.

SHAPOT, V.S.; CHUDINOVA, I.A.; KRECHETOVA, G.D.

Methods of isolating and determining the activity of nucleases.
Sovr. metod. v biokhim. 1:267-281 '64. (MIRA 18:5)

CHUDINOVA, I.A.; KRECHETOVA, G.D.; SHAPOT, V.S.

Some properties of nucleases connected with liver ribosomes.
Biokhimiia 30 no.4:759-764 J1-Ag '65. (MIRA 18:8)

1. Laboratoriya biokhimi Institute eksperimental'noy i
klinicheskoy onkologii AMN SSSR, Moskva.

CHUDINOVA, I. I.

15-57-8-10387

Translation from: Referativnyy zhurnal, Geologiya, 1957, Nr 8,
p 3 (USSR)

AUTHORS: Mirskaya, M., Shestakov, M., Chudinova, I., Devingtal'
V.

TITLE: N. P. Gerasimov (1898-1952) [N. P. Gerasimov (1898-
1952)]

PERIODICAL: Uch. zap. Molotovsk. un-t, 1956, Vol 7, Nr 4, pp 279-
281

ABSTRACT: Nikolay Pavlovich Gerasimov made a significant contri-
bution to Soviet geology while occupying the chair of
Historical Geology and Paleontology at Molotov Uni-
versity. He was distinguished for his work in the
stratigraphy and paleontology of the Volga and Ural
oil-bearing districts. Among his most important works
is a monograph, "Geological Structure of the Eastern
Oil-Bearing District" [Western Slope of the Urals and
Western Ural District], 1940. The opening up of the

Card 1/2

N. P. Gerasimov (1898-1952) (Cont.)

15-57-8-10387

Severokamsk and Krasnokamsk oil fields is associated with the name of
Gerasimov.
Card 2/2

G. I. Denisova

CHUDINOVA, Inna Ivanovna; SARYCHEVA, T.G., doktor biol. nauk, otv. red.;
KORDE, K.B., red. izd-va; KUZ'MIN, I.F., tekhn. red.

[Devonian Thamnoporidae of southern Siberia] Devonskie
tamnoporidy IUzhnoi Sibiri. Moskva, Izd-vo Akad. nauk
SSSR, 1959. 146 p (Akademiia nauk SSSR. Paleontologicheskii
institut. Trudy, vol. 73) (MIRA 12:3)
(Siberia—Corals, Fossil)

3 (0)

AUTHORS:

Ivanova, Ye. A., Chudinova, I. I.

SOV/20*125-3-41/63

TITLE:

New Data on the Devonian Fauna of the Kuznetskiy Basin
(Novyye dannyye po faune devona Kuznetskogo basseyna)

PERIODICAL:

Doklady Akademii nauk SSSR, 1959, Vol 125, Nr 3, pp 611-613 (USSR)

ABSTRACT:

The Devonian of the Kuznetskiy Basin is sufficiently well investigated although all the species of the fauna have not yet been described. Within a small faunal assemblage in the area of the village Lebedyanka (district of Anzhero-Sudzhenskiy) forms have been found, which are commonly known, but have hitherto been regarded as lacking in the Devonian of this region. Using this new faunal complex, the stratigraphic knowlegde was completed and the paleogeography of the Devonian ocean completely reconstructed. On this basis the authors propose three possible divisions of the Devonian of Lebedyanka: lower sequence with *Gruenewaldtia* and many brachiopods, middle sequence with countless *Euryspirifer cheehiel* and others (Refs 2,4) and upper sequence with scarce *E. cheehiel*, many *Anathyris helmerseni* and in the higher part *A. phalaena*. The previous long established Upper Givetian age applies only to the middle sequence. The fauna of the upper sequence resembles

Card 1/3

New Data on the Devonian Fauna of the Kuznetskiy Basin SOV/20-125-3-41/63

the fauna of the so-called Zarubinskiy limestone, which was at one time considered Givetian (Ref 3) and at another time Frasnian (Ref 5). The determination of the age of the lower sequence will meet with difficulties as long as there is no monographic description of its fauna. Its upper part was determined as Eifelian by K. V. Radugin. But *Stringocephalus* along with other accompanying fauna suggests rather a Givetian age and above all an age older than the beds with *E. cheehiel*. The fauna with *E. cheehiel* of the northern Kuzbass may have inherited an older, Eifelian fauna which existed in the same water (Refs 2,4). There may have been an open-sea connection in the western part of this northern section. This applies also to later periods (the *E. cheehiel* fauna). This fauna spread from a center in the region of the present Lebedyanka village. The ways of spreading are, however, too little known. A direct connection between the Minusinsk sea and the northern Kuznetsk water did not exist in the late Givetian (Ref 6). Thus the placing of the whole Kuzbass of Givetian time in the same zoogeographical province with Kazakhstan must be corrected, for the northern border region should be included in another, more northern province. At the same time the Lebedyanka fauna

Card 2/3

New Data on the Devonian Fauna of the Kuznetskiy Basin SOV/20-125-3-41/63

shows a considerable mixture of eastern Asiatic (Chinese) forms.
There are 8 Soviet references.

ASSOCIATION: Paleontologicheskii institut Akademii nauk SSSR
(Paleontologic Institute of the Academy of Sciences, USSR)

PRESENTED: December 7, 1958, by D. V. Nalivkin, Academician

SUBMITTED: December 2, 1958

Card 3/3

CHUDINOVA, I.I.

Find of *Conularia* in lower Cambrian deposits of the western
Sayans. Paleont. zhur. no.2:53-55 '59. (MIRA 13:1)

1. Paleontologicheskii institut Akademii nauk SSSR.
(Karakol Valley (Sayan Mountains)--*Conularia*)

DUBATOLOV, Viktor Nikolayevich; SOKOLOV, B.S., otv. red.; CHUDINOVA,
I.I., otv. red.; KALANTAROV, A.P., red.izd-va; NOVICHKOVA,
N.D., tekhn. red.

[Late Silurian and Devonian Tabulata, Heliolitoidea, and
Chaetetida in the Kuznetsk Basin] Pozdnesiluriiskie i devon-
skie tabulaty, geliolitidy i khetetidy Kuznetskogo bas-
seina. Moskva, Izd-vo AN SSSR, 1963. 193 p. 45 plates.

(MIRA 16:10)

(Kuznetsk Basin--Paleontology, Stratigraphic)

DOBROLYUBOVA, T.A.; KABAKOVICH, N.V.; CHUDINOVA, I.I.;
SARYCHEVA, T.G., *otv. red.*;

[Instructions for the collection and study of Paleozoic corals] *Nastavlenie po sboru i izucheniiu paleozoiskikh korallov. Moskva, Izd-vo "Nauka," 1964. 55 p. (Nastavleni po sboru i izucheniiu iskopaemykh organicheskikh ostatkov, no.9) (MIRA 17:6)*

IVANOVA, Ye.A.; BEL'SKAYA, T.N.; CHUDINOVA, I.I.; SARYCHEVA, T.G.,otv.red.

[Conditions governing the habitation of Silurian and Devonian
marine fauna in the Kuznetsk, Minusinsk, and Tuva Basins].
Uslovia obitaniia morskoi fauny silura i devona Kuznetskogo,
Minusinskogo i Tuvinskogo basseinov. Moskva, Izd-vo "Nauka",
1964. 225 p. (Akademiia nauk SSSR. Paleontologicheskii institut.
Trudy, vol. 102). (MIRA 17:7)

CHUDINOVA, Inna Ivanovna; KALANTAROV, A.P., red.izd-va; SIMKINA, G.S.,
tekhn.red.

[Lower and middle Devonian Tabulata in the Kuznetsk Basin] Tabulaty
nizhnego i srednego devona Kuznetskogo basseina Moskva, Izd-vo "Nauka,"
1964. 79 p. (Akademia nauk SSSR Paleontologicheskii institut.
Trudy, vol.101). (MIRA 17:3)

BOGUSH, Oksana Ivanovna; GERASIMOV, Yevgeniy Konstantinovich;
YUFEREV, Oleg Vyacheslavovich. Primalni uchastiye:
DUBATOLOV, V.N.; CHUDINOVA, I.I.; IVANOVSKIY, A.B.;
YELKIN, Ye.A.; CHERNYAK, G.Ye.; FURSENKO, A.V., otv. red.

[Lower Carboniferous of the lower Lena Valley] Nizhnii
karbon nizov'ev Leny. Moskva, Nauka, 1965. 64 p.
(MIRA 18:7)

1. Chlen-korrespondent AN Belorusskoy SSR (for Fursenko).

L 40103-66 EWT(m)/EWP(j)/T/EWP(t)/ETI IJP(c) JD/WW/JW/JG/JWD/RM/JH

ACC NR: AP6019568

SOURCE CODE: UR/0080/66/039/006/1403/1407

AUTHOR: Chudinova, L. I.

ORG: none

TITLE: Preparation and certain thermal properties of compounds of beryllium and aluminum perchlorates with pyridine

SOURCE: Zhurnal prikladnoy khimii, v. 39, no. 6, 1966, 1403-1407

TOPIC TAGS: beryllium compound, aluminum compound, pyridine, perchlorate, ~~THERMAL STABILITY~~

ABSTRACT: Compounds of beryllium and aluminum perchlorates with pyridine (Py) were prepared by dissolving $\text{Be}(\text{ClO}_4)_2 \cdot 4\text{H}_2\text{O}$ and $\text{Al}(\text{ClO}_4)_3 \cdot 9\text{H}_2\text{O}$ in excess pyridine. A study of the composition - temperature phase diagrams of the compounds obtained, carried out at atmospheric pressure and in a vacuum, showed that two compounds are formed in each case: $\text{Be}(\text{ClO}_4)_2 \cdot 4\text{Py}$, $\text{Be}(\text{ClO}_4)_2 \cdot 2\text{Py}$, and $\text{Al}(\text{ClO}_4)_3 \cdot 4\text{Py}$, $\text{Al}(\text{ClO}_4)_3 \cdot 2\text{Py}$, of which $\text{Be}(\text{ClO}_4)_2 \cdot 2\text{Py}$ and $\text{Al}(\text{ClO}_4)_3 \cdot 2\text{Py}$ displayed a marked thermal stability. The conversion of $\text{Be}(\text{ClO}_4)_2 \cdot 2\text{Py}$ into $\text{Be}(\text{ClO}_4)_2$ and $\text{Al}(\text{ClO}_4)_3 \cdot 2\text{Py}$ into $\text{Al}(\text{ClO}_4)_3$ without decomposition of the perchlorate ion did not occur. A study of the thermograms showed that the endothermic effects are due to polymorphic transformations, melting and elimination of pyridine, and that the exothermic effects were due to the explosive nature of the decomposition of $\text{Be}(\text{ClO}_4)_2 \cdot 2\text{Py}$ and $\text{Al}(\text{ClO}_4)_3 \cdot 2\text{Py}$. Orig. art. has: 4 figures and 1 table.

SUB CODE: 07/ SUBM DATE: 14 May 65/ ORIG REF: 008/ OTH REF: 002/

USSR/Inorganic Chemistry - Complex Compounds.

C.

Abs Jour : Ref Zhur - Khimiya, No 9, 1957, 30325

Author : Zinov'yev, A.A., Chudinova, L.I.

Inst :

Title : Thermal Decomposition of the Perchlorates of Magnesium,
Calcium, Barium and Aluminum.

Orig Pub : Zh. beorgan. khimii, 1956, 1, No 8, 1722-1730

Abst : Differential thermograms were recorded, and also polythermal curves, of O_2 evolution on thermal decomposition of perchlorates of Mg, Ca, Ba and Al. The emitted gases and decomposition residues were analyzed. The decomposition of perchlorates of Mg, Ca and Ba takes place exothermically. $Mg(ClO_4)_2 \cdot 6H_2O$ loses $4H_2O$ at 185° ; at 141° it is dehydrated [sic]. Thermal decomposition of $Mg(ClO_4)_2$ occurs in three stages (at 410, 499 and 547°) and can be represented by two summative equations: $Mg(ClO_4)_2 = MgCl_2 + 4O_2$ and $Mg(ClO_4)_2 = MgO + Cl_2 + 3.5O_2$.

Card 1/3

USSR/Inorganic Chemistry - Complex Compounds.

C.

Abs Jour : Ref Zhur - Khimiya, No 9, 1957, 30325

The $\text{Ca}(\text{ClO}_4)_2 \cdot 4\text{H}_2\text{O}$ melts at 57° , loses water at 256° and endothermic effect is observed at 340° , which is apparently associated with polymorphous transformation of $\text{Ca}(\text{ClO}_4)_2$. Thermal decomposition begins at 468° and occurs mostly in accordance with the equation $\text{Ca}(\text{ClO}_4)_2 = \text{CaCl}_2 + 4\text{O}_2$, and only to a negligible extent with evolution of Cl_2 . The $\text{Ba}(\text{ClO}_4)_2 \cdot 3\text{H}_2\text{O}$ loses water at 174° and undergoes polymorphous transformations at 284° and 360° ; at and above 520° decomposition occurs in accordance with the equation $\text{Ba}(\text{ClO}_4)_2 = \text{BaCl}_2 + 4\text{O}_2$, at still higher temperatures BaO appears in the residue, and traces of Cl_2 in the gases. Decomposition of $\text{Al}(\text{ClO}_4)_3 \cdot 6\text{H}_2\text{O}$ is a complex endothermic process which includes evaporation of the water of crystallization, partial hydrolysis of the perchlorate and thermal decomposition of the liberated perchloric acid. The process occurs at a lower temperature than in the case of the other perchlorates that have

Card 2/3

USSR/Inorganic Chemistry - Complex Compounds.

C.

Abs Jour : Ref Zhur - Khimiya, No 9, 1957, 30325

been investigated, and can be represented by the summative equation $2\text{Al}(\text{ClO}_4)_3 = \text{Al}_2\text{O}_3 + 3\text{Cl}_2 + 10.5 \text{O}_2$.

Card 3/3

ZINOV'YEV, A.A.; CHUDINOVA, L.I.; SMOLINA, L.P.

Binary system: sodium perchlorate - barium perchlorate. Zhur.
neorg.khim. 1 no.8:1850-1856 Ag '56. (MLRA 9:11)

1. Institut obshchey i neorganicheskoy khimii imeni N.S.Kurna-
kova, Akademii nauk SSSR.
(Perchlorates)

CHUDINOVA, L.I.

Thermal analysis of the systems $\text{Ca}(\text{ClO}_4) - \text{KClO}_4$, $\text{Ba}(\text{ClO}_4)_2 - \text{KClO}_4$, $\text{Ca}(\text{ClO}_4)_2 - \text{Ba}(\text{ClO}_4)_2$. Zhur.neorg.khim. 7 no.4:866-872 Ap. '62. (MIRA 15:4)

1. Murmanskoye vyssheye morekhodnoye uchilishche, kafedra khimii.
(Alkaline earth perchlorates) (Potassium perchlorate)
(Thermal analysis)

CHUDINOVA, L.I.

Thermal dehydration and decomposition of magnesium, calcium,
and barium perchlorates. *Izv.vys.ucheb.zav.;khim.i khim.tekh.*
5 no.3:357-363 '62. (MIRA 15:7)

1. Murmanskoye vysshaye morekhnodnoye uchilishche, kafedra
obshchey i neorganicheskoy khimii.
(Magnesium perchlorate) (Calcium perchlorate)
(Barium perchlorate)

CHUDINOVA, L.I.

Strontium perchlorate. Zhur.neorg.khim. 7 no.2:431-434 F '62.
(MIRA 15:3)

1. Murmanskoye vyssheye morekhodnoye uchilishche, kafedra khimii.
(Strontium perchlorate)

REF ID: A5015013

NR A5015013

1300-1306
046.47.130

B

AUTHOR: Chudinova, L. I.

TITLE: Zinc perchlorate

SOURCE: Zhurnal neorganicheskoy khimii, v. 10, no. 6, 1965, 1300-1306

TOPIC TAGS: zinc perchlorate, zinc organic compound, dioxane, pyridine, thermographic analysis

ABSTRACT: The article reports on studies of certain thermal properties of zinc perchlorate compounds with water, dioxane, and pyridine and examines the possibility of obtaining zinc perchlorate by thermographic analysis. Zinc perchlorate forms the compounds $ZnClO_4 \cdot 2H_2O$ and $ZnClO_4 \cdot 2H_2O$ with dioxane and $ZnClO_4 \cdot 2H_2O$ with pyridine. $ZnClO_4 \cdot 2H_2O$ is stable over a certain temperature range at atmospheric pressure and in

L 52 32-65

ACCESSION NR: AP5015013

a vacuum. Anhydrous zinc perchlorate can be prepared by heating its compounds with
in vacuo. Orig. art. has: 7 figures.

ASSOCIATION: None

SUBMITTED: 11May63

ENCL: 00

SUB CODE: IC

NO REF SOV: 013

OTHER: 024

dm
Card 2/2

L 42882-66 EWT(m)/EWP(j)/T WW/JW/JWD/RM

ACC NR: AP6022893

SOURCE CODE: UR/0078/66/011/004/0775/0780

AUTHOR: Chudinova, L. I.; Trofimovskaya, V. P.

42
B

ORG: none

TITLE: Thermal properties of compounds of magnesium perchlorate with dioxane and pyridine

SOURCE: Zhurnal neorganicheskoy khimii, v. 11, no. 4, 1966, 775-780

TOPIC TAGS: perchlorate, magnesium compound, dioxane, pyridine, chemical decomposition

ABSTRACT: Compounds of magnesium perchlorate with dioxane and pyridine were synthesized by dissolving $Mg(ClO_4)_2 \cdot 6H_2O$ in dioxane (Dy) and pyridine (Py). Diagrams of composition versus temperature showed that the following compounds are formed: $Mg(ClO_4)_2 \cdot 6Dy$, $Mg(ClO_4)_2 \cdot 2Dy$, $Mg(ClO_4)_2 \cdot 6Py$, $Mg(ClO_4)_2 \cdot 2Py$, and $Mg(ClO_4)_2 \cdot Py$. The temperatures of the stable states of the compounds at atmospheric pressure and under vacuum were determined. Thermograms and polytherms of oxygen evolution showed that pyridine has not been completely driven out of the compounds when the perchlorate ion decomposes, so that the start of the vigorous decomposition of this ion is always associated with an explosion. It was shown experimentally that dioxane can be completely eliminated from the compounds by slow or rapid heating, and that anhydrous magnesium perchlorate can be obtained by forming and thermally decomposing $Mg(ClO_4)_2$.

Card 1/2

UDC: 546.46*137-386

L 42882-66

ACC NR: AF6022893

6Dy both at atmospheric pressure and under vacuum. Orig. art. has: 5 figures.

SUB CODE: 07/ SUEM DATE: 13Jul64/ ORIG REF: 004/ OTH REF: 004

Card 2/2

llh

Chudineva, N.N.

77 1951

TANANAYEV, I.V.; CHUDINOVA, N.N.

Reaction of gallium phosphate with phosphoric acid. *Zhur.neorg.*
khim. 7 no.10:2287-2289 0 '62. (MIRA 15:10)

1. Institut obshchey i neorganicheskoy khimii ineni N.S.Kurnakova
AN SSSR.

(Gallium phosphate) (Phosphoric acid)

TANANAYEV, I.V.; CHUDINOVA, N.N.

Interaction of gallium chloride with phosphate ions. Zhur.-
neorg.khim. 8 no.5:1076-1083 My '63. (MIRA 16:5)
(Gallium chloride) (Phosphates)

TANANAYEV, I.V.; CHUDINOVA, N.N.

Gravimetric determination of gallium as phosphate. Zhur.anal.khim.
18 no.10:1274 0 '63. (MIRA 16:12)

1. Kurnakov Institute of General and Inorganic Chemistry, Academy
of Sciences, U.S.S.R., Moscow.

TANANAYEV, I.V.; CHUDINOVA, N.N.

Preparation and properties of neutral gallium phosphate. Zhur.
neorg. khim. 9 no.2:244-250 F'64. (MIRA 17:2)

1. Institut obshchey i neorganicheskoy khimii imeni Kurnakova
AN SSSR.

EWT(1)/EWT(m)/EEC(t)/EVP(t)/EAP(b)
ACCESSION NR: AP5007617

Martynov, Ya. Ya., Zhudinova, N. N.

The infrared absorption spectra and thermal decomposition of acidic gallium phosphate

SOURCE: AN SSSR. Izvestiya. Neorganicheskiye materialy, v. 1, no. 1, 1965, 113-120

TOPIC TAGS: gallium phosphate, acid gallium phosphate, infrared spectrum, thermal decomposition, proton bonding, x-ray diffraction

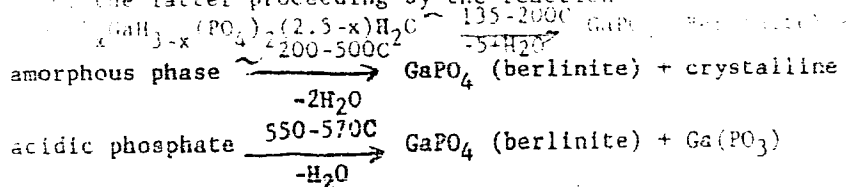
The type of proton bonding of acidic gallium phosphate, $GaPO_4 \cdot H_3PO_4 \cdot 3.5 H_2O$, and its thermal decomposition at $150^\circ C$ were determined to study the properties of the compound. The compound, prepared by reacting Ga_2O_3 with H_3PO_4 at $150^\circ C$, was analyzed by x-ray diffraction and infrared spectroscopy. X-ray analysis showed that the compound is monoclinic. The infrared spectrum shows absorption bands corresponding to POH groups both in the form of hydroxonium ions, H_2O^+ , and in the form of POH groups of the phosphate structure, corresponding to the formula $(H_2O)_x GaH_{3-x} (PO_4)_2$.

Card 1/2

L 34203-65

ACCESSION NR: AP5007617

($2.5-x$) H_2O , the numerical value of x being unknown. The study of thermal transitions proved that gallium phosphate of the berlinite type is formed at the first generation step at 135-200C and is present in all products of thermal decomposition, the latter proceeding by the reaction



(apparently present in various modifications). Orig. art. has: 2 tables, 2 figures and 1 formula.

ASSOCIATION: Institut obshchey i neorganicheskoy khimii im. I. S. Kurnakova
 Akad. nauk SSSR (General and inorganic chemistry Institute, Academy of sciences)

SUBMITTED: 11Nov64

ENCL: 00

SUB CODE: OP, IC

REF SOV: 005

OTHER: 009

Card 2/2

TANANAYEV, I.V.; CHUDINOVA, N.N.

Phosphates containing gallium and a univalent cation. Zhur.neorg.
khim. 10 no.4:780-785 Ap '65. (MIRA 18:6)

1. Institut obshchey i neorganicheskoy khimii imeni Kurnakova AN
SSSR.

RODIONOV, V.A.; CHUDINOVA, R.I.

Possibilities of using mud logging in oil prospecting operations
in the West Siberian Plain. Geol. nefti. i gaza 9 no.7:42-47
Je '65. (MIRA 18:12)

1. Novosibirskiy geofizicheskiy trest.

SEMENOV, P.P., kand.med.nauk; LISITSINA, Z.♀; CHUDINOVA, R.P.;
SHENKMAN, M.I.

Treatment with phenoxymethylpenicillin of acute inflammatory
diseases of the urinary tract. Urologiia 25 no.1:17-21 Ja-F
'60. (MIRA 15:6)

1. Iz urologicheskogo otdeleniya (zav. - kand.med.nauk
P.P. Semenov) 13-go venerologicheskogo dispansera Leningrada.
(PENICILLIN)
(URINARY ORGANS--DISEASES)

SHIVRIN, O.N.; CHUDINOVA, S.A.

Certain anomalies of the broadening of X-ray interferences from
plastically deformed aluminum. Fiz. met. i metalloved. 18 no.4:
525-529 0 '64. (MIRA 18:4)

1. Petrozavodskiy gosudarstvennyy universitet imeni Kuusinen.

CHUDINOVA, S.M.

On the occasion of the 250th anniversary of the ~~Krasnogorskaya~~
Paper Factory. Study IITISBP no.15:170-175 '65.

(MIRA 18:8)

CHUDINOVA, S.M.

Origin of the creative cooperation between workers in science and
production. Trudy LIAP no.25:79-98 '58. (MIRA 11:10)
(Leningrad--Industries)

VERTGEYM, B.A., kand. fiz.-mat.nauk; MIKHAYLOV, A.A., inzh.; CHUDINOVA, V.V.

Determining optimum lots for sheet rolling. Vest.mashinostr. 45
no.9:76-78 S '65. (MIRA 18:10)

FINOGEYEV, Petr Vasil'yevich; CHUDINOVICH, L., red.; SHATROVA, T.,
red. izd-va; TELEGINA, T., tekhn. red.

[Analysis of reports of a public institution] Analiz otcheta
biudzhetnogo uchrezhdeniia. Moskva, Gosfinizdat, 1962. 114 p.
(MIRA 15:8)

(Public institutions--Accounting)

CHUDINOVICH, L.

KUDRYASHOV, R.; CHUDINOVICH, L.

[Drawing up and carrying out the district budget] Sostavlenie
i ispolnenie biudzheta raiona. Moskva, Gosfinindat, 1956

135 p.

(MLRA 10:4)

(Local government)

1. CHUDINOVICH, L.
2. USSR (600)
4. Zhuikov, G. G.
7. "Accounting in the rural soviets" G. G. Zhuikov. Reviewed by L. Chudinovich. Bukhg.uchet, 11, no. 12, 1952.

9. Monthly List of Russian Accessions, Library of Congress, March 1953, Unclassified.

KUDRYASHOV, R.A.; CHUDINOVICH, I.

[Establishing and carrying out agricultural budgets] Sostavlenie
i ispolnenie sel'skogo biudzheta. Izd.3., ispr. dop. Moskva, Gos-
finizdat, 1953. 103 p. (MLRA 7:3)

(Budget) (Local finance)

KUDRYASHOV, Rafail Aleksandrovich; CHUDINOVICH, Ley Petrovich; ZAKHAROV, M.,
otv.red.; SHATROVA, T., red.isd-va; TELEGINA, T., tekhn.red.

[Preparing and carrying out a rural budget; practical aid for
workers of financial organs and rural soviets] Sostavlenie i
ispolnenie sel'skogo byudzhet; prakticheskoe posobie dlia rabotni-
kov finansovykh organov i sel'skikh sovetov. Izd.4., perer. Moskva,
Gosfinizdat, 1960. 127 p. (MIRA 13:11)

(Local finance)

NUZHDIN, N.I.; SHAPIRO, N.I.; CHUDINOVSKAYA, G.A.; PANKOVA, N.V.

Effect of protective substances on mammalian gonads. Zhur. ob.
biol. 21 no.6:430-438 N-D '60. (MIRA 14:1)

1. Institut genetiki i Institut biofiziki AN SSSR.
(RADIATION PROTECTION) (GENERATIVE ORGANS)


NECHAYEV, I.A.; PETROVA, O.N.; CHUDINOVSKAYA, G.A.

Survival rate of golden hamsters following whole-body X irradiation
and its change due to the effect of β -mercaptoethylamine. Trudy
Inst. gen. no.28:410-420 '61. (MIRA 14:11)
(RADIATION PROTECTION) (MERCAPTO COMPOUNDS)
(X RAYS--PHYSIOLOGICAL EFFECT)

CHUDINOVSKIKH, A.

23375 Ob Usovershenstvovani Standarta Na L'nyanuyu Trestu. Tekstil. Broe-st'
1949, No. 6, c. 8-10.

SO: LETOPIS NO. 31, 1949



MAKARYCHEV, A.I., TONGUR, V.S.; STEPANYAN-TARAKANOVA, A.M.; BRAKSH, T.A.;
CHUDINOVSKIKH, A.V.

Study of the physiological effect of low calory diets containing a
minimum amount of proteins and a normal amount of vitamins and salts.
Vopit. 15 no.4:18-22 J1-Ag '56. (MIRA 9:9)

1. Is Instituta pitaniya ANU SSSR, Moskva.

(DIETS, exper.

minimal calories & normal content of salts & vitamins,
eff. on man under normal work load)

(VITAMINS, eff.

normal content in diets with minimal calories & normal
content of salts, eff. on man under normal work load)

(SALTS, eff.

normal content in diets with minimal calories & normal
content of vitamins, eff. on man under normal work load)

RODIONOV, V.M.; CHUDINOVSKIKH, A.V.; ANTOKOL'SKAYA, Zh.A.; LOBOD, L.A.

Inclusion of S^{35} -methionine into blood proteins in irradiated animals following blood loss. Biul. eksp. biol. i med. 47 no.6:43-47 Je '59. (MIRA 12:8)

1. Iz Instituta biologicheskoy i meditsinskoy khimii (dir. - deystvitel'nyy chlen AMN SSSR V.N.Orekhovich) AMN SSSR, Moskva. Predstavlena deystvitel'nym chlenom AMN SSSR V.N.Orekhovichem.

(METHIONINE, in blood,

blood protein uptake of radiosodium-labeled methionine in x-irradiated animals after hemorrh. (Rus))

(HEMORRHAGE, exper.

same)

(BLOOD PROTEINS,

same)

(ROENTGEN RAYS, eff.

same)

RODIONOV, V.M.; ANTOKOL'SKAYA, Zh.A.; CHUDINOVSKIKH, A.V.; LOBODA, L.A.

Preparative method of electrophoretic separation of blood proteins
in starch gel. Lab.delo 6 no.1:23-25 Ja-Fe '60. (MIRA 13:4)

1. Iz instituta biologicheskoy i meditsinskoy khimii ANU SSSR,
Moskva.

(BLOOD PROTEINS)

(ELECTROPHORESIS)

1 15012 65

ACCESSION NR: AP5014284

UR/0301/65/011/003/0053/0057

616-001.28-07 : 616.153.96-07]-092,9

Author: Chudinovskikh, A. V.

21
B

TITLE: Amino acid composition of α_3 -protein in the blood serum of irradiated and non-irradiated dogs

SOURCE: Voprosy meditsinskoy khimii, v. 10, no. 3, 1965, 53-57

TOPIC TAGS: amino acid, blood serum, protein, radiation effect

ABSTRACT: The amino-acid composition of blood serum α_3 -protein was found to be the same in irradiated and non-irradiated dogs. A comparison of the amino acid composition of α_3 -protein (haptoglobin) of non-irradiated dogs with that of human haptoglobin (Hp 1.1 type) showed that the content of several amino acids--threonine, proline, alanine, isoleucine, and histidine--is about the same in both, but the α_3 -protein of dogs contains less arginine and much more aspartic acid, glutamic acid, leucine, leucine, tyrosin and phenylalanine. The content of aspartic acid, serine, glycine, valine, methionine, isoleucine, and amino nitrogen is higher in the α_3 -protein than it is in the albumin of non-irradiated dogs. How-

L 55032-45

ASSOCIATION NR: AP5014284

ever, the former contains much less glutamic acid, alanine, leucine, phenylalanine, and arginine than does the latter. Orig. art. has: 1 figure, 1 table.

ASSOCIATION: Institut biologicheskoy i meditsinskoy khimii AN SSSR, Moscow
(Institute of Biological and Medical Chemistry, AN SSSR)

25 March

PN 1

1986 13

Gas
Card 2/2

CHUDINOVSKIKH, N.I.

**Late fall sowing as a measure for improving varietal qualities of fiber
flax. Agrobiologia no.1:88-91 Ja-F '57. (MIRA 10:4)**

**1. Pedagogicheskiy institut, Kostroma.
(Flax)**

CHUDINOVSKIY, L.V., inzhener.

Automatic pipeline dredge 12N2EA. Gidr..stroi. 26 no.2:48 P '57.
(Dredging machinery) (MIRA 10:4)

MEYNERT, V., inzh.; CHUDINOVSKIY, L., inzh.

Rolling mill for making reinforced panels. Na stroi. Mosk. 1
no. 5:15-20 My '58. (MIRA 11:8)

1. Nachal'nik spetsial'nogo konstruktorskogo byuro Mosstroya (for
Meynert). 2. Glavnyy inzhener spetsial'nogo konstruktorskogo byuro
Mosstroya (for Chudinovskiy).
(Concrete slabs)

CHUDINOVSKIY, L., inzh.; SHISHKIN, V., inzh.

Electric heating of oil in gearboxes of truck-mounted cranes.
Na stroi. Mosk. no.1:18-19 Ja '59. (MIRA 12:1)
(Cranes, derricks, etc.) (Lubrication and lubricants)

✓
CHUDINOVSKIY, L., inzh.

Practices in the moving of buildings. Na stroi. Mosk. 2
no.3:20-21 Nr '59. (MIRA 12:5)
(Moscow--Moving of buildings, bridges, etc.)

NOVOSIL'TSEV, B., inzh.; CHUDINOVSKIY, L.^V, inzh.

Heavy-duty trailer designed by the Special Design Office of the
Moscow State Building Trust. Na stroi. Mosk. 2 no.7:15-16 JI '59.
(MIRA 12:10)

(Truck trailers)

CHUDINOVSKIY, L.V., inzh.

Special purpose gantry crane. Stroi. i dor. mash. 9 no.7:2-6
J1 '64.

(MIRA 18:3)

ALEKSANDROV, G.P. [deceased]; SHERMET'YEV, S. Kh.; CHUDKOVSKAYA, R. Ya.

Flame-photometric determination of lithium in natural potassium salts. Ukr. khim. zhur. 31 no. 11:1197-1200 '65 (MIRA 1961)

1. Institut geologii i geokhimi goryuchikh iskopayemykh AN UkrSSR.

CHUDNAYA, L.M.
GHUDNAYA, L.M.

Epidemiological data on the course of poliomyelitis in Kiev in
1949-1956. Vrach.delo no.12:1315-1318 D '57. (MIRA 11:2)

1. Kiyevskiy nauchno-issledovatel'skiy institut epidemiologii i
mikrobiologii (nauchnyy rukovoditel' - deystv. chlen AMN SSSR,
prof. L.V.Gromashevskiy)
(KIEV--POLIOMYELITIS)

Chudnaya, L. M., Chernova, I. A., Borisenko, N. G., Danileychenko, I. A.,
Kirichinshaya, I. A., Chapurskaya-Bazhenova, N. A., Yanchenko, T. F., and
Golub, N. F.

Detection of abortive and latent forms of poliomyelitis and of the
"healthy" virus carriers in the closest environment of the patient. *p. 95*

Materialy nauchnykh konferentsii, Kiev, 1959. 288pp
(Kieskiy Nauchno-issledovatel'skiy Institut Epidemiologii i Mikrobiologii)