

FIZELY, Yan (Jan)

See FISELL, Jan

FIZER, Bernard; MICHALSKI, Jan

Organophosphorous compounds with active methylene group. III. Addition of phosphinylacetic esters and their analogs to α, β -unsaturated ethylenic derivatives. Roczniki chemii 34 no.5:1461-1464, 1960.
(KEAI 10:9)

1. Department of Organic Chemistry, Institute of Technology, Lodz.

(Methylene group) (Phosphorus) (Esters)
(Ethylene)

FIZER, L

Khimiya prirodnykh soyedineniy fenantrenovogo ryada (Chemistry of natural compounds of the phenanthrene series by L. Fizer i M. Fizer) Perevod s angliyskogo V. M. Rodionova. Moskva, Goskhimizdat, 1953.

656 p. diags., tables

"Literatura" at end of chapters.

So: N/5

614.615

.f5

FIZER M.

Khimiya prirodnykh soyedineniy fenantrenovogo ryada (Chemistry of natural compounds of the phenanthrene series by L. Fizer) Perevod s angliyskogo V. M. Rodionova. Moskva, Goskhimizdat, 1953.

656 p. diags., tables

"Literatura" at end of chapters.

GALAKTIONOV, A.T.; DENISOV, Yu.A.; KOPYTOV, G.T.; MASLOV, Yu.A.; NIKONOV, I.P.; PETUNIN, I.V.; KOICHEVA, G.N.; KUZNETSOV, A.P.; LELEKO, N.M.; RAZIKOV, M.I.; SPESHKOV, V.V.; STEPANOV, B.V., STEPANOV, V.V.; kand. tekhn. nauk; SHELOMOV, B.Ye.; YUNYSHEV, G.P.; YES'KOV, K.A., dots., retsenzent; BAKSHI, O.A., dots., retsenzent; BEREZKIN, P.N., dots., retsenzent; PATSKEVICH, I.R., dots., retsenzent; RUDAKOV, A.S., dots., retsenzent; FIZHBEYN, N.B., inzh., retsenzent; KHRUSTALEV, L.Ya., inzh., retsenzent; KRUTIKHOVSKIY, V.G., inzh., red. BOBROV, Ye.I., kand. tekhn. nauk, red. DUGINA, N.A., tekhn. red.

[Welding handbook] Spravochnik rabocheho-svarshchika. Pod red. V.V.Stepanova. Moskva, gos. nauchno-tekhnizd-vo mashinostroit. lit-ry, 1960. 640 p. (MIRA 14:6)
(Welding)

FIZHENKO, L. V.

"Variations in Carbohydrate Metabolism Due to the Influence of Purified Endotoxins of Dysentery Bacilli, and the Effect of Sanasine Under Conditions of Such Intoxication." Cand Biol Sci, Kharkov Veterinary Inst, Khar'kov, 1953. (RZhBiol, No 4, Nov 54)

Survey of Scientific and Technical Dissertations Defended at USSR Higher Educational Institutions (11)

SO: Sum. No. 521, 2 Jun 55

PROCESSES AND PROPERTIES INDEX

FIZHENKO, N.V. 11F

ca

Vitamin A content in the blood of newborn children. N. V. Fizhenko and M. P. Shcherbakova. *Voprosy Pediat. i Obshch. Materinstva i Detstva* 10, No. 5, 29-31 (1948).—Vitamin A in a group of 80 babies (new born); samples taken from the termination of placenta) varies from traces to 24.4 γ %; carotene varies within similar limits. Usually the figures are lowest in the 1st 6 months of the year (av. 10.8 γ % vitamin A and 2.04 γ % carotene), and highest in last 3 months (av. 12.82 γ %, and 14.80 γ % resp.). (G. M. K.)

ASB-51A METALLURGICAL LITERATURE CLASSIFICATION

110th BOWLING

11117 Gm QM 151

INDEX

1 2 3 4 5 6 7 8 9 10 11 12 13 14 15 16 17 18 19 20 21 22 23 24 25 26 27 28 29 30 31 32 33 34 35 36 37 38 39 40 41 42 43 44 45 46 47 48 49 50 51 52 53 54 55 56 57 58 59 60 61 62 63 64 65 66 67 68 69 70 71 72 73 74 75 76 77 78 79 80 81 82 83 84 85 86 87 88 89 90 91 92 93 94 95 96 97 98 99 100

BRAUN, A.D.; FIZHENKO, N.V.

Alteration of frog erythrocytes induced by adenosine triphosphate
and sodium pyrophosphate. *Tsitologiya* 2 no.6:717-723 N-D '60.
(MIRA 13:12)

1. Laboratoriya biokhimi kletki Instituta tsitologii AN SSSR,
Leningrad.

(ERYTHROCYTES) (ADENOSINE TRIPHOSPHATE)
(SODIUM PYROPHOSPHATES)

BRAUN, A. D. and FIZHENKO, N. V.

"Resistance of Erythrocytes and Their Proteins to the Effect of Heat and Some Other Denaturants in Frogs." pp. 7

Institute of Cytology AS USSR Laboratory of Cell Biochemistry

II Vauchnaya Konferentsiya Instituta Tsitologii AN USSR. Tезisy Dokladov
(Second Scientific Conference of the Institute of Cytology of the Academy of Sciences USSR, Abstracts of Reports), Leningrad, 1962 88 pp.

JPRS 20,634

BRAUN, A.D.; NESVETAYEVA, N.M.; FIZHENKO, N.V.

Resistance of actomyosin in the myocardium and skeletal muscles
to the denaturing effect of heat, ethyl alcohol and urea.
TSitologiya 5 no.3:335-338 My-Je '63. (MIRA 17:5)

1. Laboratoriya biokhimi i kletki Instituta tsitologii AN SSSR,
Leningrad.

BRAUN, A. D.; NESVETAYEVA, N. M.; FIZHENKO, N. V.

"The relation between denaturation capacity of proteins
and resistance of cells and tissues to damage."

UNESCO - International Symposium on the Role of Cell Reactions in Adaptations
of Metazoa to Environmental Temperature.

Leningrad, USSR, 31 May - 5 June 1963

L 00970-66

ACCESSION NR: AR5015894

UR/0299/65/000/009/R027/R027
577.3

SOURCE: Ref. zh. Biologiya. Svochnyy tom, Abs. 5R173

AUTHOR: Braun, A.D.; Nesvetayeva, N.M.; Fizhenko, N.V.

5
B

TITLE: Connection between the resistance of cells and tissues to injury and the denaturing capacity of proteins

CITED SOURCE: Sb. Kletka i temperatura sredy. M.-L., Nauka, 1964, 228-232

TOPIC TAGS: protein, histology, cell physiology

TRANSLATION: Data are given showing the presence of a positive correlation between the thermostability of organisms and that of proteins secreted by them. It is noted that when the thermostability of the proteins is increased, their resistance to other denaturing agents (alcohol, hydrostatic pressure) also increases.

SUB CODE: IS

ENCL: 00

Card 1/1

1 2 3 4 5 6 7 8 9 10 11 12 13 14 15 16 17 18 19 20 21 22 23 24 25 26 27 28 29 30 31 32 33 34 35 36 37 38 39 40 41 42 43 44 45 46 47 48 49 50 51 52 53 54 55 56 57 58 59 60 61 62 63 64 65 66 67 68 69 70 71 72 73 74 75 76 77 78 79 80 81 82 83 84 85 86 87 88 89 90 91 92 93 94 95 96 97 98 99 100			
1ST AND 2ND ORDERS		3RD AND 4TH ORDERS	
PROCESSES AND PROPERTIES INDEX			
FIZHENKO, V.V.			
<p>Viscosity of industrial glasses. K. G. KUMANIN, V. V. FIZHENKO, AND B. I. ZBLINCHIKOV. <i>Izd. Nauk. S.S.S.R., Otdel. Tekh. Nauk, Inst. Mashinovedeniya, Sovershanie Vyazhnosti Zhidkosti i Kolloid. Rastvorov</i> (Conf. on Viscosity of Liquids and Colloidal Solns.), 1, 327-29 (1941); abstracted in <i>J. Soc. Glass Technol.</i>, 29 [133] 97 (1945).--</p> <p>At varying conditions of temperature, the inner structure of melts can be characterized by the viscosity and the coefficient of temperature. It is not possible to define exactly the upper and lower limits of the viscosity due to experimental difficulties. Attempts to classify experimental data are not successful owing to the insufficiency of comparison of isotherms (equal temperature) and isocoins (equal viscosity) and the great variety of industrial glasses. The temperature and the viscosity at the liquefying point, however, can represent a suitable criterion for comparison, thus giving a more exact picture of the change of viscosity in accordance with the chemical composition (isoliquids of the viscosity).</p>			
A.S.A.-S.L.A. METALLURGICAL LITERATURE CLASSIFICATION			
MATERIAL INDEX		SUBJECT INDEX	
1 2 3 4 5 6 7 8 9 10 11 12 13 14 15 16 17 18 19 20 21 22 23 24 25 26 27 28 29 30 31 32 33 34 35 36 37 38 39 40 41 42 43 44 45 46 47 48 49 50 51 52 53 54 55 56 57 58 59 60 61 62 63 64 65 66 67 68 69 70 71 72 73 74 75 76 77 78 79 80 81 82 83 84 85 86 87 88 89 90 91 92 93 94 95 96 97 98 99 100		1 2 3 4 5 6 7 8 9 10 11 12 13 14 15 16 17 18 19 20 21 22 23 24 25 26 27 28 29 30 31 32 33 34 35 36 37 38 39 40 41 42 43 44 45 46 47 48 49 50 51 52 53 54 55 56 57 58 59 60 61 62 63 64 65 66 67 68 69 70 71 72 73 74 75 76 77 78 79 80 81 82 83 84 85 86 87 88 89 90 91 92 93 94 95 96 97 98 99 100	

FIZHENKO, V.V.

In memory of member and vice-president of the Ukrainian Academy
of Sciences, Doctor of Geological and Mineralogical Sciences,
Professor I.I. Svital'skii. Sov. geol. 7 no.11:155-158 N '64.
(MIRA 18:2)

1. Laboratoriya geologii dokembriya AN SSSR.

ВОШЛИН, В. Г.

80th anniversary of Nikolai Ignat'evich Kristal'skii's birth.
Zap. Vses. obsch. nauch. 93 no. 6: 92-99 1961.

(MIRA 18:2)

1. Laboratoriya geologii dokumbriya AN SSSR, Leningrad.

FIZHER, L.I., dotsent (Saratov)

~~XXXXXXXXXXXXXXXXXXXX~~
Peculiarities of heat regulation patients suffering from hypertension.
Klin.med. 34 no.5:90 My '56. (MLRA 9:10)

1. In fakul'tetskoy terapevticheskoy kliniki (dir. - prof. L.A.
Varshamov) Saratovskogo meditsinskogo instituta.
(HYPERTENSION) (BODY TEMPERATURE)

RADCHENKO, I.I.; BASHKATOV, T.V.; FIZHER, S.L.; RABINERZON, M.A.;
PERMINOV, A.M.

Improvement of the production of butadiene-methylstyrene
(styrene) rubbers. Kauch. i rez. 23 no.4:1-6 Ap'64 (MIRA 17:7)

1. Vsesoyuznyy nauchno-issledovatel'skiy institut sinteticheskogo kauchuka imeni Lebedeva.

FIZHZON-RYSS, Yu.I.

Determination and clinical significance of the hourly secretion
rate of free hydrochloric acid. Lab.delo 7 no.9:32-33 S '61.
(MIRA 14:10)

(HYDROCHLORIC ACID) (STOMACH--SECRETIONS)

FIZYUN, V.V.

Conditions for the growth of *Anabasis aphylla* in some districts of
South Kazakhstan Province. Trudy Inst. bot. AN Kazakh. SSR 5:270-
283 '57. (MIRA 10:9)
(South Kazakhstan Province--Anabasis (Botany))

CZECHOSLOVAKIA

Major Bronislav ZEMAN, graduate physician (promovaný lékař), Lt Col Josef NAVRATIL MD, Col Artur FLACH MD, Major Jiri BRET MD, Col Docent Vladimír DUFEK MD; First Department of Internal Medicine and Radiology Department of Central Military Hospital (I. vnitřní oddělení a rentgenologické oddělení Ústřední vojenské nemocnice.)

"Ways of Diagnosing Mitral Insufficiency."

Prague, Vojenské Zdravotnické Listy, Vol 31, No 3, Jun 62; pp 108-114.

Abstract [English summary modified]: Review of published literature and of data in 39 patients: EKG, phonocardiogram, history-taking, X-ray, electrokymography, esophagoatriography; heart catheterization and angiocardiology only when mitral surgery is considered. Ten EKGs or other functional graphs, angiocardigram with explanatory drawing; 10 Czech and 13 Western references.

1/1

✓
NAVRATIL, J.; RATHOVA, E.; ZEMAN, B.; FLACH, A.; DUFEK, V.

Importance of graphic demonstration of pulsation of the left ventricle in the esophagus (esophagoatrigran) in the diagnosis of mitral defect. Rozh. chir. 42 no.11:759-764, N°63.

1. I. vnitřní oddělení UVM v Praze, naceľnik doc.dr. V.Dufek.

*

FLACH, A.; FABIAN, J.; POKORNY, J.; POCTA, J.; DUFEK, V.

Interruption of prolonged ventricular tachycardia with an electrical charge. Cas. lek. cesk. 102 no.48:1330-1331 29 N '63.

1. Interni a anesteziologicke oddeleni UVN, Praha-Stresovice,
vedouci doc. dr. V. Dufek, CSc., a MUDr. J. Pokorny, CSc.

*

FLACH, R.

FLACH, R.

"With a Burning Parachute", P. 335, (KRIDLA VLASTI, Vol. 4, No. 14,
July 1954, Praha, Czechoslovakia)

SO: Monthly List of East European Accessions, (EEAL), LC, Vol. 4,
No. 1, Jan. 1955, Uncl.

FLACH, R.

List of aeronautic publications in 1953; publications of the Aviation League and the League of Soldiers Friends. p. 295. (SKRZYDLATA POLSKA, Vol. 10, No. 19, May 1954, Warszawa, Poland)

SO: Monthly List of East European Accessions, (EEAL), LC, Vol. 3, No. 12, Dec. 1954, Uncl.

FLACH, R.

Aeronautics in the Palace of Friendship. p. 4.

SKRZDLATA POLSKA. (Liga Lotnicza) Warszawa, Poland.
Vol.11, no.30, July 1955.

Monthly list of East European Accessions (EEAI) LC, Vol.9, no.1, Jan. 1959.

Uncl.

AUTHOR: Stuchlik, Jan (Engineer); Flachs, Vaclav

TITLE: Industrial television in metallurgical plants

SOURCE: Hutnické listy, no. 11, 1964, 818-824

TOPIC TAGS: tv equipment, metallurgic industry, working condition

The installation of television in metallurgical plants is discussed. The installation must be preceded by a detailed study of the conditions and dust. The apparatus used for transmission and reception is described. Tables.

Organization: VVVO - Vyzkum a vyvoj hutnich zarizeni (Department of Research and Development of Metallurgical Equipment, VOKG)

SUBMITTED: 00 ENCL: 00 SUB CODE: MM, EC
NO REF SOV: 001 OTHER: 005 JPRS

Card 1/1 *JK*

FLAKSMAYYER, Yu. [Flachsmeyer, J.]

Dini-convergence in a functional space. Dokl. AN SSSR 152 no.5:
1071-1074 0 '63. (MIRA 16:12)

1. Predstavleno akademikom P.S.Aleksandrovym.

BUDAGOV, Yu.A.; DZHELEPOV, V.P.; IVANOV, V.G.; LOMAKIN, Yu.F.;
FLAGIN, V.B.; SHLYAPNIKOV, P.V.

[Gas hydrodynamic design of the mechanism of pressure
variation in a large-scale bubble chamber] Hidrogazodina-
micheskiĭ raschet mekhanizma izmeneniia davleniia bol'-
shoi puzyr'kovoĭ kamery. Dubna, Izd-vo Ob"edinennyĭ in-t
iadernykh issledovaniĭ, 1963. 18 p. (MIRA 16:10)
(Bubble chamber) (Fluid dynamics)

FLAJS, J.; STRAUS, St.

Development of public health in the Celje region during the first
10 years since the war. Zdrav.vest., Ljubljana 24 no.3:65-66 1955.

1. Celjska stevilka uredil Prof. Dr. M. Cunder.
(PUBLIC HEALTH,
in Yugosl., progr.)

FLAJSIG, P.


A case of fibrolymphangioma cysticum pancreatis. Srpski arh.
celok. lek. 91 no.10:981-985 0'63

1. Hirursko odeljenje Opste bolnice u Bijeljini; šef: dr. Pavle
Flajsig.

F. AJMAN, F.

[Faint, illegible text]

+



ET AL SMITH, A

The necessary limits of the 3 halides were practically
the same in the region of NaNO₂ contents from 0.5 to 0.9 g/g

FLAJZAR, Borivoj; ROZSIVAL, Miroslav

Photographic magazine for electron diffractograph. Cs cas
fys 14 no. 1:27-33 '64.

1. Ustav fyziky pevných látek, Československá akademie věd,
Praha.

FLAK, S.

693.45 : 624.072.2 : 669.982.3 : 725.861

✓ 4222

Dąbrowski Z., Flak S. Precasting of Concrete Girders Poststressed by Cables for the Warsaw Ice-Ring Grand Stand.

„Produkcja prefabrykowanych dźwigarów kablobetonowych do trybun sztucznego lodowiska w Warszawie”. Inżynieria i Budownictwo. No. 1, 1955, pp. 13-16, 7 figs., 4 tabs.

The authors describe all the production phases of 52 precast concrete girders poststressed by cables. The span of the girders is 21 m. The cement brands and the quality of sand, gravel and steel used for the concrete are enumerated, and a description is included of the manner of preparing the reinforcements and moulding of the members, the batching and placing of the concrete, and the poststressing of the girders. The authors point out that not basalt grit but only granite should be used, since latter adheres better with the cement mix. They also find it advisable to use for the cable channels sheet metal tubes with walls 0.3-0.5 mm thick instead of gas pipes. Moreover the moulds may, without any deterioration in the surface finish of the precast units, be lined with black sheet instead of zinked sheet.

mate 2

TOMEK, Jiri, inz., C.Sc.; FLAK, Vladimir

Making fast drying floor concretes. Poz stavby 11 no.4:
209-212 '63.

1. Vyzkumny ustav stavebni, Gottwaldov.

FIALA, M., dr.; FLAK, V.

Jacketed floor coverings with insulation properties. Stavivo
41 no.9:329-331 S'63.

1. Vyzkumny ustav pozemnich staveb, Gottwaldov.

FLAKIEWICZ, Wieslaw

Breaking of the impasse. Przegl drob wytworczy 12 no. 5:10-11 March '62.

FLAKOWICZ, J.

Hydroengineering problems in designing automatic pump
over stations for sewages. Inz sanit Gliwice no.2:13-26
'62.

FLEKOWIEC J.

FOLAND/Chemical Technology. Chemical Products. Water Treating.

H-5

Abs Jour : Ref Zhur - Khimiya, 1958, No 22, 74424

Author : Flekowiec J., Genczarczyk J., Rutkiewicz J.

Inst : Not Given

Title : Technical Aspects of Effluent Water Treatment (General Discussion)

Orig Pub : Gas, woda, techn. scnit., 1958, 32, No 1, 19-21

Abstract : No abstract

Cerd : 1/1

FLAKOWSKI, A.

Work competition movement in Bydgoszcz Voivodeship, p. 7. (ROLNIK SPOLDZIELCA, Warszawa Vol. 8, no. 2, Jan. 1955.)

SO: Monthly List of East European Accessions, (EEAL), LC, Vol. 4, No. 6, Jun. 1955,
Uncl.

FLAKOWSKI, A.

FLAKOWSKI, AEL

Production has started.

p. 6 (Rolnik Spoldzielca) Vol. 9, No. 41, Oct. 1957, Warszawa, Poland

SO: MONTHLY INDEX OF EAST EUROPEAN ACCESSIONS (EEAI) LC, VOL. 7, NO. 1, JAN. 1958

"APPROVED FOR RELEASE: 06/13/2000

CIA-RDP86-00513R000413320002-6

APPROVED FOR RELEASE: 06/13/2000

CIA-RDP86-00513R000413320002-6"

F. A. S. D. P.

57-28-3-24/33

AUTHORS: Flaks, I. P., Solov'yev, Ye. S.

TITLE: Measurement of Capture Cross Sections of Electrons for Singly Charged and Doubly Charged Ions of Natural Gases (Izmereniye secheniy zakhvata elektronov odnozaryadnymi i dvukhzaryadnymi ionami v "sobstvennykh" gazakh)

PERIODICAL: Zhurnal Tekhnicheskoy Fiziki, 1958, Vol. 28, Nr 3, pp. 599-611 (USSR)

ABSTRACT: Here the cross section for the capture of one and two electrons by means of doubly charged ions was measured and the dependence of these cross sections on the ion energy was determined. Moreover the cross sections for the resonance capture of the electrons by means of singly charged ions were determined. All measurements referred to the cases of interaction of the ions of inert gases and of the atoms of natural gases. The cross sections in the case of the singly charged ions were measured in the ion energy-range of $3 \frac{e}{2}$ - 30 keV and in the case of doubly charged ions in that of $6 \frac{e}{2}$ - 60 keV. The here applied method for the determination of the cross sections is based on the recording of fast atoms or ions which had formed from the

Card 1/3

Measurement of Capture Cross Sections of Electrons for Singly 57-28-3-24/33
Charged and Doubly Charged Ions of Natural Gases

ions of the primary beam due to collisions with the gas atoms happening but once, which were accompanied by the capture of the electrons. The cross sections σ_{10} of the resonance capture of the electrons was measured by means of the Ne^+ -, Ar^+ -, Kr^+ - and Xe^+ -ions. The obtained data agree with theory by Firsov (reference 1). The cross sections σ_{21} of the capture of one electron by means of Ne^{2+} -, Kr^{2+} -, Ar^{2+} - and Xe^{2+} -ions were measured. In the energy range investigated the cross sections σ_{21} continuously increase with the ion energy. The existence of the capture process of two electrons by means of Ne^{2+} -, Ar^{2+} -, Kr^{2+} - and Xe^{2+} -ions was experimentally observed. The cross section σ_{20} of the capture of two electrons decreases in all cases investigated with the increase of ion energy. For this reason it was concluded that the capture of two electrons is a resonance process. Doctor of Physical and Mathematical Sciences N. V. Fedorenko advised the authors. Head of the Laboratory, Professor V. M. Dukel'skiy showed permanent interest in this work. There are 17 figures and 22 references, 11 of which are Soviet.

ASSOCIATION: Leningradskiy Fiziko-tekhnicheskiy institut, AN SSSR
Card 2/3

Measurement of Capture Cross Sections of Electrons for Singly
Charged and Doubly Charged Ions of Natural Gases ^{57-28-3-24/33}

(Leningrad Physical - Technical Institute, AS USSR)

SUBMITTED: July 19, 1957

1. Electron capture 2. Electron cross sections 3. Natural gas
ions--Properties

Card 3/3

57-28-3-25/33

AUTHORS: Flaks, I. P., Solov'yev, Ye. S.

TITLE: The Determination of Capture Cross Sections of One and Two Electrons in Single Collisions of Double-Charged Ions With Gas Atoms (Opredeleniye secheniy zakhvata odnogo i dvukh elektronov pri odnokratnykh stolknoveniyakh dvukhzaryadnykh ionov s atomami gaza)

PERIODICAL: Zhurnal Tekhnicheskoy Fiziki, 1958, Vol. 28, Nr 3, pp.612-622 (USSR)

ABSTRACT: The capture cross sections of one and two electrons in single collisions of double-charged Ne^{2+} , Ar^{2+} , Kr^{2+} and Xe^{2+} ions with the atoms of an inert "foreign" gas within the range of the ion-energy T from 6 to 60 keV are here determined in an experimental way. For the determination of the capture cross sections σ_{21} and σ_{20} the mass-spectrometry method of the recording of fast ions and fast neutral atoms (described in Reference 1) was employed. In the investigated energy range the authors observed an increase in the

Card 1/4

57-28-3-25/33

The Determination of Capture Cross Sections of One and Two Electrons in Single Collisions of Double-Charged Ions With Gas Atoms

σ_{21} -cross sections with increasing ion-energy. When $T = 21$ 60 keV the σ_{21} -cross section is largest in the Xe^{2+} -Ar-pair ($\sigma_{21} = 2.10^{-15} \text{cm}^2$) and smallest in Xe^{2+} -He ($\sigma_{21} < 10^{-18} \text{cm}^2$). The existence of the capture process of two electrons in the case of Ne^{2+} -ions in He, Ar, Kr, Xe, in the case of Ar^{2+} -ions in Ne, Kr, Xe, in the case of Kr^{2+} in Ar, Xe and in the case of Xe^{2+} in the Ar, Kr was determined in an experimental way. In the case of the enumerated ion-atom-pairs the σ_{21} -cross section increases with increasing ion-energy and is highly dependent on the nature of the ion and of the atom. In all investigated pairs at the same ion-velocity $\sigma_{21} > \sigma_{20}$, but in some pairs the cross sections σ_{21} and σ_{20} are very close to the absolute value. E.g. at $T = 60$ keV for the Ar^{2+} - Kr-pair the cross section $\sigma_{21} = 6.10^{-16} \text{cm}^2$ and $\sigma_{20} = 5.10^{-16} \text{cm}^2$. As a rule σ_{21} and σ_{20} are greater in collisions of light ions with heavy atoms. In two endothermic cases the cross sections of the capture of one electron and in 5 endothermic cases those of the capture of two electrons were measured. In endothermic cases the cross sections σ_{21} and σ_{20} as a rule decrease with increasing absolute value of the "resonance-defect" ΔE .

Card 2/4

57-28-3-25/33

The Determination of Capture Cross Sections of One and Two Electrons in
Single Collisions of Double-Charged Ions With Gas Atoms

In exothermic cases no definite dependence of the cross sections σ_{21} and σ_{20} on the quantity ΔE was found to exist. By comparing the data for "symmetrical" capture processes of two electrons differing by the sign of the quantity ΔE it was found that in case that $|\Delta E| > 10$ eV, σ_{20} in the exothermic case is considerably higher. In case that $|\Delta E| < 6$ eV the magnitude of the σ_{20} -cross section is little dependent on the sign of ΔE . The assumption is expressed that in the exothermic case, ΔE having a considerable value, an excitation of the colliding particles takes place. Data for the total capture cross section $\sigma_{\Sigma} = \sigma_{21} + \sigma_{20}$ are given. These characterize the general weakening of the double-charged ion-beams in the different gases. The authors were advised by N. V. Fedorenko, Doctor of Physical-Mathematical Sciences and V. M. Dukel'skiy, Professor. There are 10 figures, 1 table, and 14 references, 4 of which are Soviet.

Card 3/4

The Determination of Capture Cross Sections of One and Two Electrons in
Single Collisions of Double-Charged Ions With Gas Atoms

57-28-3-25/33

ASSOCIATION: Leningradskiy fiziko-tehnicheskii institut, AN SSSR
(Leningrad Physical-Technical Institute, AS USSR)

SUBMITTED: July 19, 1957

1. Electron capture--Determination
2. Electron cross sections
3. Ions--Physical effects
4. Atoms--Physical effects

Card 4/4

FLAKS, I. I.
FEDORENKO, N.V.; ~~FLAK, I.P.~~; FILIPPENKO, L.G.; SOLOVYEV, E.S.

"Electron Capture by Multiply Charged Ions."

report presented at the 4th Intl Conference on Ionization Phenomena in Gases, Uppsala,
17-21 August 1959.

F L A K S , I . P .

24/2/80 64702
AUTHORS: Granovskiy, V.I., Luk'yanov, S.Iu., Spivak, G.V. and Sirotenko, I.G.
TITLES: Report on the Second All-Union Conference on Gas Electronics

PERIODICAL: Radiotekhnika i elektronika, 1959, Vol 4, Nr 8, Pp 1359 - 1358 (USSR)

ABSTRACT: The conference was organized by the Ac.Sc.USSR, the Ministry of Higher Education and Moscow State University. It was opened by the chairman of the organizing committee, M.A. Leonovich, Academician. During the plenary sessions of the conference, a number of survey papers were delivered. A. A. Litvinovich read a paper on "Production of Ultra-high Voltages in Plasma". A survey of the optical method of measurements was given in the papers by V.A. Fabrikant and S.G. Feish. S. Brown of the Massachusetts Institute of Technology gave a survey of the high-frequency methods of the investigation of stationary and non-stationary plasma (see p 1344 in this issue of the Journal entitled "Ionization and Discharge Phenomena"). M.V. Fedorenko read "Elementary Processes of Inelastic Scattering During Atomic Collisions".

Card 1/14
L.A. Sema and Yu.M. Kagan deal with "Elementary Processes of Determining the Motion of Ions in Gas". A paper by S. Brown (Bumanna) dealt with "The Role of Elementary Processes in the Kinetics of Ions". Y.S. Skobladkov considered the initial stages of the development of sparks (corona-leader, main channel and the final channel). B.M. Klyarfel'd gave a survey of the ignition processes of the discharges in highly rarified gases. The mechanism of the breakdown of a high-vacuum gap was elucidated in a paper by V.I. Gromov. L. Tenks (USA) expounded a theory of the motion of electrons in a magnetron (see p 1316 of this Journal). Academician M. Rompe (Eastern Germany) described a number of experiments on non-stationary plasma conducted by himself. M. Rompe (Eastern Germany) gave a generalised theory of plasmas. The conference was divided into six sections. The first section was presided over by L.A. Sema and was concerned with the elementary processes in gas discharges. The following papers were read in this section: Ya.M. Fogel - "Transformation of Positive Ions into Negative Ones in Rarified Gases"; Ya. M. Fogel with V.A. Akhmedov and D.Y. Pilyavko - "Capture and Loss of Electrons During the Collision of Fast Atoms of Carbon and Hydrogen with the Molecules of Gas"; M. Fedorenko et al. - "Dissociation of Molecular Ions of Hydrogen During Collisions in Gas"; L.P. Flaks and Ya.S. Solov'yev - "Capture Cross-sections of Electrons in Multicharge Ions in Inert Gases"; B.M. Kuznir et al. - "Experimental Investigation of the Resonance Recharging in Certain Single-atom Gases and Metal Vapours"; O. B. Pirov - "Qualitative Investigation of Inelastic Collisions of Electrons with Potassium and Argon"; L.M. Yul'ina - "Microscopic Investigation of the Excitation of Potassium and Argon".

Card 2/14
L.P. Flaks, M. V. Kabanov and S.M. Kishko "Some Results of the Investigation of the Optical Functions of the Excitation of the Resonance Systems". A.A. Koroblyev and A.G. Vlasov - "Investigation of the Scattering of the Electrons in a Betatron Chamber". The second section was presided over by B.M. Klyarfel'd and was devoted to the problems of the electrical breakdown in rarified gases and in high vacuum. The following papers were read in this section: G.Ye. Makar-Limanov and Yu.A. Melitskiy - "Electrostatic Control of the Ignition of Glow-discharge Tubes" (see p 1278 of the Journal); S.V. Pritsyn et al. were concerned with the breakdown in a high-voltage mercury rectifier (see p 1278 of the Journal); I.G. Gruzva "Ignition of the Discharge in Non-uniform Fields at Low Gas Pressures" (see p 1260 of the Journal); A.S. Soboleva and B.M. Klyarfel'd - "The Discharge Phenomena Between a Point and a Plane at Gas Pressures of 10⁻³ - 1 mm Hg".

24.2120,24.6000

77329
SOV/57-30-1-8/18

AUTHORS: Fedorenko, N. V., Filippenko, L. G., Flaks, I. P.

TITLE: Scattering of Multiple Charged Ions With Simultaneous Electron Capture

PERIODICAL: Zhurnal tekhnicheskoy fiziki, 1960, Vol 30, Nr 1, pp 49-56 (USSR)

ABSTRACT: Introduction: Except for the Ar^{2+} Ar^+ , scattering of multiple charged ions with simultaneous partial or total neutralization has not yet been studied, and the authors undertook to measure the scattering of particles obtained from primary Kr^+ , Kr^{2+} , Kr^{3+} , and Ne^{2+} ions after their partial or total neutralization in neon or crypton. The authors investigated at the same time the small angle scattering of ions without change in charge which can differ from the elastic process by exciting or ionizing the atoms of the scatterer. (I) Methods of measurements: The apparatus consisted of a mass-monochromator producing a

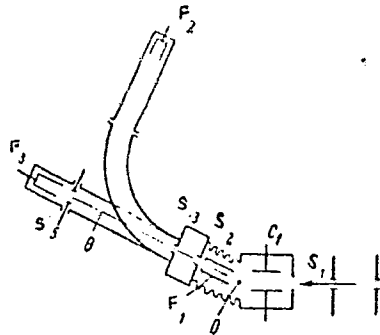
Card 1/10

Scattering of Multiple Charged Ions With Simultaneous Electron Capture

77329
SOV/57-30-1-8/18

monoenergetic primary ion beam, a scattering chamber, and a movable magnetic analyzer. The diagram is shown in Fig. 1.

Fig. 1. Schematic drawing of the collision chamber and the analyzer. (O) center of rotation of the analyzer; (C₁) deflecting condenser; (F₁) collector of the primary beam; (F₂) collector of fast ions; (F₃) collector of fast neutral atoms; (S₁) entrance slit of the collision chamber (size 4 × 1 mm); (S₂) exit slit of the collision chamber (size 10 × 1 mm); (S₃) adjustable entrance slit of the receiver F₂; (S₅) entrance slit of the receiver F₃ (size 4 × 3.1 mm).



Card 2/10

Scattering of Multiple Charged Ions With
Simultaneous Electron Capture

77329
SOV/57-30-1-8/18

Neutral particles reaching F_3 , described in detail by Flaks and Solov'yev (ZhTF, XXVIII, 599, 1958) were registered by means of secondary emission. All measurements were made for incoming ion energy of 33 kev. Keeping the pressure between 0.5 and $1 \cdot 10^{-4}$ mm Hg the authors maintained single collision conditions. Incoming beam was of the order of 10^{-7} a, for singly ionized atoms and 10^{-8} to 10^{-9} a, for the doubly and triply ionized atoms. They measured differential cross section not smaller than $1 \cdot 10^{-16}$ $\text{cm}^2 \cdot \text{sterad}^{-1}$ for singly ionized atoms, $1 \cdot 10^{-15}$ $\text{cm}^2 \cdot \text{sterad}^{-1}$ for doubly, and $1 \cdot 10^{-14}$ $\text{cm}^2 \cdot \text{sterad}^{-1}$ for triply charged ions. Investigation in the 2.5 to 8° region showed that in this interval the effects are below the sensitivity of the apparatus. Probable error was between

Card 3/10

Scattering of Multiple Charged Ions With
Simultaneous Electron Capture77329
SOV/57-30-1-8/18

+ 20 and 25%. (II) Results of measurements:
Figure 3 and 8 represent typical results. Overall
cross section was defined as

$$G(\theta) = \sum_{j=0}^l \left(\frac{d\sigma}{d\omega} \right)_{ij} \quad (2)$$

The authors concluded that, (1) scattering with a total neutralization of primary ions favors smaller scattering angles while processes with partial neutralization occupy a wider region; this is true in the case of scattering on the same kind of gas or on a "foreign" element. (2) The larger the number of electrons captured during the full neutralization, the wider the scattering angle distribution of particles (see Fig. 8). (III) Evaluation of results: The authors estimated the value of the total cross-section using the equation

$$\bar{\sigma}_{ij} = 2\pi \int_0^{\theta_{\max}} \left(\frac{d\sigma}{d\omega} \right)_{ij} \sin \theta d\theta \quad (3)$$

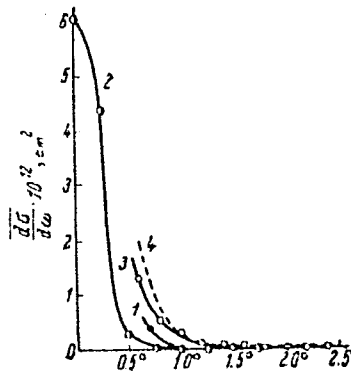
Card 4/10

where θ_{\max} fixed the angle beyond which the effects

Scattering of Multiple Charged Ions With Simultaneous Electron Capture

77329
SOV/57-30-1-8/18

Fig. 3. Scattering of Kr^{2+} ions in Kr. (1) scattering without change or charge; (2) transition $Kr^{2+} \rightarrow Kr^0$; (3) transition $Kr^{2+} \rightarrow Kr^+$; (4) overall cross section $G(\theta)$.

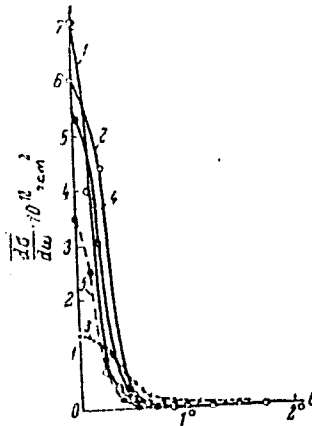


Card 5/10

Scattering of Multiple Charged Ions With
Simultaneous Electron Capture

77329
SOV/57-30-1-8/18

Fig. 8. Scattering with
full neutralization of
primary ions. (1) $Kr^+ \rightarrow$
 $\rightarrow Kr^0$ in K (ordinate
five times reduced);
(2) $Kr^{2+} \rightarrow Kr^0$ in Kr; (3)
 $Kr^{3+} \rightarrow Kr^0$ in Kr; (4) Ne^{2+}
 $\rightarrow Ne^0$ in Kr; (5) Ne^{2+}
 $\rightarrow Ne^0$ in Ne.



Card 6/10

Scattering of Multiple Charged Ions With Simultaneous Electron Capture

77329
SOV/57-30-1-8/18

were below the sensitivity of the apparatus. Compared with results obtained by Flaks and others, who measured the cross sections directly, the discrepancy was never greater than 45%, which was within the limit of errors of both sets of measurements. To estimate the distance of approach, the authors used the classical representation of trajectories, justified in view of the small incident energies, and computed the sighting parameter $\bar{\rho}(\theta_0)$

$$\bar{\rho}(\theta_0) = \sqrt{2 \int_{\theta_0}^{\theta_{max}} \left[\sum_f \left(\frac{d\sigma}{d\Omega} \right)_{if} \right] \sin \theta d\theta} = \sqrt{2 \int_{\theta_0}^{\theta_{max}} G(\theta) \sin \theta d\theta}. \quad (6)$$

Table 2 contains computed values of $\bar{\rho}(\theta_0)$ along with the values of θ_0 for which the sighting parameter is practically equal to the smallest internuclear distance r_0 of the two colliding particles.

Card 7/10

Scattering of Multiple Charged Ions With Simultaneous Electron Capture

77329
SOV/57-30-1-8/18

Table 2.

Pair	θ_0	$\bar{\rho}(\theta_0), \lambda$	$r_1 + r_a, \lambda$
1	2	3	4
Kr ⁺ in Kr	1.5°	1	8
Kr ²⁺ in Kr	0.7	1.5	7.5
Kr ²⁺ in Ne	1.1	2.5	5.2
Ne ²⁺ in Ne	0.9	7	3.5
Ne ²⁺ in Kr	0.9	2	5.7
Kr ³⁺ in Kr	0.75	2.3	6

The fourth row in Table 2 was computed using values or formulas from the book by Gambosh (Statistical Theory of Atom and Its Application, IL., M., 1951).

Whenever $\bar{\rho}(\theta_0)$ came out larger than $r_1 + r_a$, the authors deduced that Eq. (6) in that case is not applicable. The differences in the width of the angular distribution in cases of partial and total neutralization of incoming ions the authors tried to explain in the following manner: At an approach, the potential function of the ion and atom

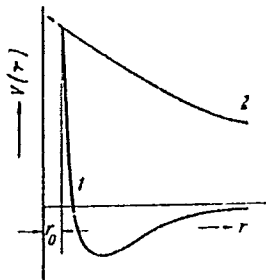
Card 8/10

Scattering of Multiple Charged Ions With
Simultaneous Electron Capture

77329
SOV/57-30-1-8/18

looks like $V(r)$ curve 1 in Fig. 9.

Fig. 9.



If there is no change in ionization or if there is a total neutralization, the $V(r)$ curve remains the same. In the case of a partial neutralization, however, the interaction after collision is given by the Coulomb curve 2. Professors V. M. Dukel'skiy and D. M. Kaminker discussed the results, and A. M. Shchenkov helped in the adjustment of the experimental devices. There are 9 figures; 2 tables; and 13 references, 10 Soviet, 3 U.S. The U.S. references

Card 9/10

Scattering of Multiple Charged Ions With
Simultaneous Electron Capture

77329
SOV/57-30-1-8/18

are: E. Everhart, R. S. Carbone, G. Stone, Phys.
Rev., 98, 1045 (1955); R. S. Carbone, E. N. Fuls,
E. Everhart, Phys, Rev., 102, 1524 (1956); P. R.
Jones, F. P. Ziemba, H. A. Moses, E. Everhart,
Phys. Rev., 113, 182 (1959).

ASSOCIATION: Physico-Technical Institute AS USSR, Leningrad C.
(Fiziko-tehnicheskiy institut AN SSSR, g.
Leningrad)

SUBMITTED: July 20, 1959

Card 10/10

82411

S/056/60/038/03/09/033
B006/B014

24,2120

AUTHORS: Fedorenko, N. V., Flaks, I. P., Filippenko, L. G.

TITLE: Ionization¹ of Inert Gases by Multiply Charged Ions²

PERIODICAL: Zhurnal eksperimental'noy i teoreticheskoy fiziki, 1960,
Vol. 38, No. 3, pp. 719-725

TEXT: Sherwin (Ref. 2) investigated the ionization of hydrogen- and helium molecules by multiply charged ions and found the ionization cross section to be proportional to the square of the primary ion charge. This is in agreement with the theory of collision ionization at high energies, but not with the latest concepts of the mechanism of ionization. With a view to clarifying this point, the authors of the present paper measured the ionization cross sections for single collisions of the ions Ne^+ , Ne^{2+} , Ne^{3+} , Kr^+ , Kr^{2+} , Kr^{3+} , Xe^+ , Xe^{2+} , Xe^{3+} , and Xe^{4+} with the atoms of the gases Ne, Kr, and Xe. The experimental setup had already been described in previous papers (Refs. 4-6). The measuring condenser employed here is closely described, and is schematically shown in Fig. 1. Measurements were made at a gas pressure of 1.10^{-4} torr, ✓

Card 1/3

82411

Ionization of Inert Gases by Multiply
Charged Ions

S/056/60/038/03/09/033
B006/B014

which in turn was measured by means of an ionization gauge. Saturation currents, I_+ and I_- were measured on the plates of the measuring condenser in order to determine the cross sections. Formula (1) $\sigma_- = zI_-/NI_0$;

$\sigma_+ = zI_+/NI_0$ can then be used to determine the total cross section of the liberation of electrons (σ_-) and the total cross section of the formation of secondary ions (σ_+); I_0 is the primary current of the beam, z is the multiplicity of the charge of primary ions, N the number of atoms per cm^3 of gas, l is the length of the measuring electrodes. σ_- is interpreted as being the total ionization cross section. It further holds that $\sigma_+ - \sigma_- = \sigma_0 - \sigma_1$, where σ_0 is the "total cross section" for capture, σ_1 the "total cross section" for stripping. In the energy range under investigation, $\sigma_1 \ll \sigma_0$, it holds that $\sigma_+ - \sigma_- \approx \sigma_0$. The relative error obtained when measuring σ_- and σ_+ is estimated as being 20%. Fig. 3 shows the dependence of the total ionization cross sections σ_- as a function of the kinetic energy of primary ions in six diagrams. Figs. 4 and 5 show the same functions for the capture cross

Card 2/3

02411

Ionization of Inert Gases by Multiply Charged Ions S/056/60/038/03/09/035
B006/B014

sections: Fig. 4 offers a comparison between the values obtained by the potential method (σ_+ - σ_-) and by the method of recording fast atoms. Fig. 5 offers a comparison of the potential method with the mass-spectrometric method. Results obtained did not confirm the quadratic law found by Shervin; the diverging results by Shervin are explained by the fact that Shervin did not measure the cross sections at one and the same kinetic energy of the ions. Results given here (voltage range 3-30 kev) indicate that the ionization cross section for equal ion energies is practically independent of the charge of the primary ion. For all ion-atom pairs a continuous growth of the cross section with increasing kinetic energy of the primary ion was observed. Moreover, it was found that results of measurement are in general well described by the formula (equations (5) and (7)) given by O. B. Firsov (Ref. 1). This is illustrated in Fig. 6. The authors finally thank Professor V. M. Dukel'skiy for a discussion, and A. M. Shchenkov for his practical assistance. There are 6 figures and 11 references, 8 of which are Soviet.

ASSOCIATION: Leningradskiy fiziko-tekhnicheskiy institut Akademii nauk SSSR
(Leningrad Institute of Physics and Technology of the Academy
of Sciences, USSR)

SUBMITTED: September 12, 1959

Card 3/3

20931

S/057/61/031/003/016/019
B125/B209

26. 2340

AUTHOR: Flaks, I. P.

TITLE: Ionization in collision of singly charged ions and of Ne and Kr atoms with atoms of noble gases

PERIODICAL: Zhurnal tekhnicheskoy fiziki, v. 31, no. 3, 1961, 367-375

TEXT: The present paper is a report on the measurement of the total production cross sections σ_- of free electrons and σ_+ of slow secondary ions in plain collisions of Ne^+ and Kr^+ ions and of fast Ne^0 and Kr^0 atoms with atoms of all noble gases in the energy range of 3 - 30 kev. In these measurements, the author employed the capacitor method. Reference is made to a synoptic article by N. V. Fedorenko (UFN, 58, 481, 1959). The present paper is a continuation of a paper by N. V. Fedorenko, I. P. Flaks, L. G. Filipenko (ZhETF, 38, 719, 1960) and is intended to give further explanations concerning the effect of the charge of the primary particle upon the total ionization cross section of the gas atoms by comparing the data on the cross sections of singly charged ions with those of fast

Card 1/11

20931

Ionization in collision...

S/057/61/031/003/016/019
B125/B209

neutral atoms. The author used the data on the cross sections σ_- and σ_+ also for determining the total stripping cross section of fast atoms, and in the case of some ion-atom pairs also for determining the total capture cross section of electrons through ions. Moreover, the author repeated the measurements of the total cross sections for $Ne^+ + Ne$, $Ne^+ - Kr$,

4

$Kr^+ - Kr$, and $Kr - Ne$ pairs, which have been made in the above paper. The experimental apparatus has already been described in the above-mentioned previous paper, as well as in papers by I. P. Flaks, Ye. S. Solov'yev (ZhTF, 28, 599, 612, 1958) and I. P. Flaks, L. G. Filipenko (ZhFT, 29, 1100, 1959). The slit system 16, 18, 19, and 20 (Fig. 1) guaranteed a proper collimation of the beam. The pressure in the collision chamber was measured by an LM2 ionization pressure gauge. The cross sections σ_- and σ_+ were calculated from the approximation formula for single

collisions:
$$\sigma = \frac{kT_0}{pl} \left[\left(\frac{N}{N_0} \right)_p - \left(\frac{N}{N_0} \right)_\phi \right] \quad (1).$$

In this formula, N_0 denotes the intensity of the primary beam of ions or fast neutral atoms, N - the intensity of the electron or ion saturation current impinging

Card 2/11

20931

Ionization in collision...

S/057/61/031/003/016/019
B125/B209

upon the measuring strip, l the length of these strips, T_0 and p the temperature and pressure of the gas in the collision chamber, and k Boltzmann's constant. The index p indicates current measurements in the gas to be examined, and the index ϕ indicates current measurements in the residual gas. The relative probable error in the determination of the error was below 15%. The second section of the paper is devoted to the results of the measurements: A. Total ionization cross section: Fig. 2 illustrates the total ionization cross sections in collisions of Ne^+ and Kr^+ ions as well as of fast Ne^0 and Kr^0 atoms with He, Ne, Ar, Kr, and Xe atoms as depending on the kinetic energy of the impinging particles. The ion charge affects the absolute value of σ_- only slightly. B. Total production cross section of secondary ions: Fig. 3 presents the energy dependence of the total production cross section $\sigma_+(T)$ of ions and fast Ne and Kr atoms in collisions with the atoms of all noble gases. The relation $\sigma_- = 2\sigma_+$ is valid with fairly good accuracy. Figs. 3, 4, and 5

Card 3/ 11

20931

Ionization in collision...

S/057/61/031/003/016/019
B125/B209

depict the total electron capture cross section and the total stripping cross section of neutral atoms: The difference between the measurements of the present paper and those made by F.J.De Heer, W. Huizenda, and J. Kistemaker (Physica, 23, 181, 1957) is not greater than 30%. Discussion of results: According to calculations made by O. B. Firsov (ZhETF, 39, 1517, 1959), the universal curve established by Firsov agrees with the experiment for collisions of gas atoms with ions of various charges. The conclusions drawn from data of a paper by Fedorenko, Flaks, Filipenko (viz., that the total ionization cross section depends only slightly on the charge of the primary particle) hold also for the ionization of gas atoms by fast neutral atoms. This is also illustrated by Fig. 6. The relatively small differences in the cross sections of (Figs. 6, 2) are evidently due to the individual characteristics of the colliding particles. In the collision of two atomic particles, the escape of weakly bound electrons is the most probable, independently of the atom-particle in whose shells they are located. In the collision of a light primary particle with a heavy atom, ionization of the atom is more likely to occur, whereas in the collision of a heavy primary particle with a lighter atom, stripping is the more probable reaction. The increase in the ionization or stripping cross section in a gas is probably due to
Card 4/11

07731

Ionization in collision...

S/057/61/031/003/016/019
B125/B209

particular quantum-mechanical effects. The curve for $\sigma(v)$ for an Ar^0-Ar pair runs between the $\sigma(v)$ curves of Ne^0-Ne and Kr^0-Kr pairs, which were determined by the author. The author thanks Professor N. V. Fedorenko and V. M. Dukel'skiy for their interest in the present paper and for valuable hints. G. N. Ogurtsov and A. M. Shchenkov assisted in the experimental part. There are 7 figures and 14 references: 10 Soviet-bloc and 4 non-Soviet-bloc. The most recent references to English-language publications read as follows: H. B. Gilbody, J. B. Hasted, Proc. Roy.Soc., A 240, 382, 1957; F. J. De Heer, W. Huizenda a. J. Kistemaker, Physica, 23, 181, 1957.

ASSOCIATION: Fiziko-tekhnicheskiy institut im. A. F. Ioffe, AN SSSR,
Leningrad
(Institute of Physics and Technology imeni A. F. Ioffe, AS USSR
Leningrad)

SUBMITTED: July 16, 1960

Card 5/11

25

30

PLANS, I.F.

Reports presented at the 5th Intl. Conference on Ionization Phenomena in Gases, Munich, 23 August - 1 September 1961.

- a. G. A. Beilinson, A. N. Alkhimov, V. P. Pushchay and V. I. Yastilya
 "Investigation of a Pulse Discharge in a Hollow Cylindrical Gas Sheath"
- b. B. G. Brezhnev Ya. S. Pukhrajov
 "Energy Measurements of Fast Electrons Formed During a Potential Pulse Discharge" Chamber
- c. A. B. Berezin, A. N. Sydsel, and G. M. Malyshov
 "On a Method of Spectroscopic Investigation of the Hydrogen Discharge Chamber Wall Interactions"
- d. V. P. Misyayev H. N. Sokolov
 "On the Hydrogen Lines Resolving Under the Carbon Arc and Determination of Conditions"
- e. S. G. Alkhimov R. A. Pushchay, A. V. Kuzin, G. G. Kozlovsky, G. I. Politsky
 "An Investigation of Plasma Diffusion in the Magnetic Field"
- f. V. B. Korobov, Ya. V. Sivortsov V. Korotchenko S. B. Iserovitch
 "Dynamical Current Corrs"
- g. H. N. Sokolov
 "A Spectroscopically Studied State of Gases Following the Dislocation Wave"
- h. R. H. Hlin, Ye. S. Sokolov H. V. Politsky
 "Molecular Hydrogen Ionization by Gas Hydrogen Atoms"
- i. I. P. Elster, G. H. Quarty
 "Ionization of Gases Induced by Multi-charged Ions"
- j. P. M. Parozny, L. N. Politsky
 "The Source for Molecular Hydrogen Ions Formation at the Corona Discharge"
- k. A. I. Korotchenko V. V. Misyayev S. P. Malyshov H. N. Sokolov
 "Injection of an Ionic Beam into the Corona Discharge Tube"
- l. V. Ye. Korotchenko
 "On Directed Emission of Particles from a Copper Single Crystal Sputtered by Bombardment with Ions"

23

28924

S/056/61/041/004/008/019

B108/B102

26.2340

AUTHORS: Flaks, I. P., Ogurtsov, G. N., Fedorenko, N. V.

TITLE: Production of slow ions in gases by fast atom and ion beams

PERIODICAL: Zhurnal eksperimental'noy i teoreticheskoy fiziki, v. 41,
no. 4(10), 1961, 1094-1103

TEXT: The authors determined the production cross section σ_{0k} of slow ions with the charge k in order to explain its dependence on the charge of the primary particles. Collisions between Ne, Ar, Kr, and Xe atoms and fast Ne^0 , Ne^+ , Ne^{2+} , and Ne^{3+} particles, as well as between Kr and Xe atoms and fast Kr^0 , Kr^+ , Kr^{2+} , and Kr^{3+} particles have been studied. The experimental arrangement which has been described previously (I. P. Flaks. ZhTF, 31, 367, 1961), was supplemented by an analyzer for slow secondary ions (Fig. 1). Measurements were made with primary particle energies of 3 - 30 kev. The ion production cross section was determined from the relative line intensity. In general, the overall error did not exceed 15%. It was

Card 1/1

X

28924

S/056/61/041/004/008/019

B108/B102

Production of slow ions in gases by ...

found that, as a rule, σ_{Ok} increases with the charge and the energy of the primary particles. In atom-atom collisions, only pure ionization is responsible for the production of slow ions. With rising charge of the primary particles, ionization is more and more governed by the contribution of resonance charge exchange and of ionization with capture. The last item is evaluated for collisions between atoms and singly-charged ions. Professor V. M. Dukel'skiy is thanked for a discussion. There are 8 figures, 1 table, and 9 Soviet references.

ASSOCIATION: Leningradskiy fiziko-tekhnicheskiy institut Akademii nauk SSSR (Leningrad Physicotechnical Institute of the Academy of Sciences USSR)

SUBMITTED: May 29, 1961

Fig. 1. Ion analyzer. Legend: ΦC - focusing system, Π - slow ions produced by a fast atom or ion beam passing through gas, C - capacitor, O - grid window, K - metal casing, KC - collision chamber, ω_1 - stop,

Card 2/3

X

26698
S/056/61/041/005/013/038
B109/B102

26,2340

AUTHORS:

Flaks, I. P., Ogurtsov, G. N., Fedorenko, N. V.

TITLE:

Ionization by collision between Ne^{n+} and Xe and between Xe^{n+} and Ne atoms ($n = 0, 1, 2, 3, 4$)

PERIODICAL:

Zhurnal eksperimental'noy i teoreticheskoy fiziki, v. 41, no. 5(11), 1961, 1438 - 1442

TEXT: In order to clarify the effect of the charge of ionized atoms upon the production of free electrons, the authors measured the total ionization cross section σ_{-} (accuracy 15%) for single collisions between fast charged and neutral atoms. A method described by N. V. Fedorenko, I. P. Flaks, and L. G. Filippenko (ZhETF, 38, 719, 1960) has been used. The accelerating voltage ranged from 3 to 30 kv. Results of the measurements: The total ionization cross section σ_{-} of Xe atoms as a function of the Ne^{n+} velocity v is shown in Fig. 1. Fig. 2 renders σ_{-} of Ne atoms as a function of the Xe^{n+} velocity v . It was found that σ_{-} increased for

Card 1/3

26698

S/056/61/041/005/013/038
B109/B102

Ionization by collision...

Ne^{n+} - Xe and decreased for Xe^{n+} - Ne with increasing fast-particle charge n . The results are interpreted as follows: The increase of σ_{-} with rising charge of the fast particles is due to the possible exothermic ionization processes involving capture. In Ne^{n+} - Xe collisions, the ionization process of Xe predominates over the stripping process of Ne^{n+} which requires a considerably higher energy. The stripping process can add to a decent contribution only in Ne^0 - Xe collisions. The dependence is the opposite when ionization with capture is an endothermal process and when the main contribution to σ_{-} is due to stripping of fast atomic particles. Professor V. M. Dukel'skiy is thanked for discussions. O. B. Firsov (ZhETF, 36, 1517, 1959) is mentioned. There are 2 figures and 8 Soviet references.

ASSOCIATION: Leningradskiy fiziko-tehnicheskii institut (Leningrad Physicotechnical Institute)

SUBMITTED: June 9, 1961

Card 2/3

S/056/62/042/003/012/049
B104/B102

AUTHORS: Ogurtsov, G. N., Flaks, I. P.

TITLE: Charge exchange of Xe³⁺ and Xe⁴⁺ ions in neon

PERIODICAL: Zhurnal eksperimental'noy i teoreticheskoy fiziki, v. 42,
no. 3, 1962, 721 - 724

TEXT: The capture cross section of one electron in single collisions of
fast Xe³⁺ and Xe⁴⁺ ions with Ne atoms was measured with an experimental
arrangement as described in previous papers (ZhTF, 28, 599, 612, 1958;
ZhTF, 29, 1100, 1959). For accelerating voltages between 2 and 30 keV,
the total capture cross sections σ^{32} and σ^{43} attain values up to 10^{-15}cm^2 .
 σ^{32} is larger than σ^{43} and attains a maximum value at a relative ion
velocity of $v \approx 1 \cdot 10^7 \text{ cm/sec}$. σ^{43} increases with increasing energy of the
Xe⁴⁺ ions in the entire velocity range investigated. A comparison of the
experimental data with results calculated by the Landau-Zener method of
pseudo-intersection of potential energy curves (formula

$$\sigma^{nm} = (kT_0/\rho l) [(N_m/N_n)_p - (N_m/N_n)_\phi], \quad (3)$$

Card 1/2

Charge exchange of Xe^{3+} and...

S/056/62/042/003/012/049
B104/B102

shows good agreement for σ^{32} and σ^{43} (Fig.). N_i is the intensity of the ion beam entering the collision chamber, N_m is the intensity of the secondary ion beam. The indices "p" and "q" refer to measurements at working pressure of the investigated gas and at residual gas pressure. O.B. Firsov is thanked for valuable remarks, N. V. Fedorenko and V. M. Dukel'skiy for interest. There are 1 figure, 1 table, and 11 references: 4 Soviet and 7 non-Soviet. The four most recent references to English-language publications read as follows: D. R. Bates, B. L. Moiseiwitsch, Proc. Phys. Soc., A67, 805, 1954; A. Dalgarno, Proc. Phys. Soc., A67, 1010, 1954; T. J. M. Boyd, B. L. Moiseiwitsch, Proc. Phys. Soc., A70, 809, 1957; D. R. Bates, Proc. Roy. Soc., A257, 22, 1960.

ASSOCIATION: Leningradskiy fiziko-tehnicheskii institut Akademii nauk SSSR
(Leningrad Physicotechnical Institute of the Academy of Sciences USSR)

SUBMITTED: October 12, 1961

Card 2/3

10

ACCESSION NR: AP3004484

s/0048/63/027/008/0994/0995

AUTHOR: Sena, L. A.

TITLE: Second All-Union Conference on the Physics of Electron and Atom Collisions [Uzhgorod, 2-9 October 1962]

SOURCE: AN SSSR. Izvestiya, ser. fiz., v. 27, no. 8, 1963, 994-995

TOPIC TAGS: conference, electron collision, atom collision, collision physics

ABSTRACT: The II Vsesoyuznaya konferentsiya po fizike elektronnykh i atomnykh stolknoveniy (Second All-Union Conference on the Physics of Electron and Atoms Collisions), was held in Uzhgorod, 2-9 October 1962. The following reports were presented: "Theory of the charge-exchange process during atomic collisions," by Yu. N. Demkov; "Charge-exchange of multicharge ions," by I. P. Flaks; "Ionization due to atomic collisions," by M. V. Fedorenko; "Excitation of atoms and molecules due to electronic collisions," by I. P. Zapesochnyy; "Charge exchange and ionization during atomic collisions in the high-energy range," by V. S. Nikolayev; "Photoionization of gases and vapors by vacuum ultraviolet radiation," by Academician A. M. Terenin and F. I. Vilesov; "Effective cross sections of atomic collisions important in the theory of gaseous quantum generators," by I. I. Sobel'man; "Dissociation of molecules and ions during collisions of fast particles," by N. N. Tunitskiy; and "Corpuscular diagnostic of plasma," by V. V. Afrosimov.

ASSOCIATION: none

L 9884-63 EWT(1)/EMG(k)/ES(w)-2/BDS--AFFTC/ASD/
ESD-3/SSD--Pz-4/Pab-4--AT/IJP(C)
ACCESSION NR: AP3001338

S/0057/63/033/006/0748/0753

70
68

AUTHOR: Flaks, I. P.; Ogurtsov, G. N.

TITLE: Charge exchange and ionization during collisions of nitrogen atoms and ions with hydrogen molecules

SOURCE: Zhurnal tekhnicheskoy fiziki, v. 33, no. 6, 1963, 748-753

TOPIC TAGS: charge exchange, ionization cross section

ABSTRACT: Charge exchange and ionization processes²¹ during collisions of atomic particles N sup 0, N sup +, N sup 2+, and N sup 3+ with H sub 2 molecules have been investigated and their collision cross sections measured within the range of accelerating voltages from 1 to 30 kv. The investigation included the measurement of charge-exchange cross sections when the ionic charge is totally or partially neutralized and measurements of total-ionization cross sections for the pairs N sup 0--H sub 2, N sup +--H sub 2, N sup 2+--H sub 2, N sup 3+--H sub 2, and N sup 0--H sub 2. The experimental apparatus consisted of an arc-type ion source operating in a longitudinal magnetic field, a magnetic

Card 1/2

L 9884-63

ACCESSION NR: AF3001338

2

monochromator for isolating the primary-ion beam of a given charge, a collision chamber with a sectionalized condenser for extracting free electrons and slow ions produced in gas, a magnetic analyzer for isolating fast ions subjected to partial neutralization, and a charge-exchange chamber for obtaining a beam of neutral atoms. It was found that in the range of average energies the curves of single-electron transfers have a flat maximum, while for N^{3+} the Σ^{32} curve increases continuously. The cross sections of single-electron transfers are virtually independent of nitrogen-ion charge and reach a magnitude of $(6-7) \times 10^{-16} \text{ cm}^2$. The cross sections of double-electron transfers do not exceed $1.5 \times 10^{-16} \text{ cm}^2$. The total cross section of ionization is approximately equal for the pairs N^{+H-2} and N^{2+H-2} and increases sharply for N^{3+} ions. "In conclusion the authors express deep gratitude to N. V. Fedorenko for his valuable recommendations and constant interest in this work." Orig. art. has: 5 figures and 1 formula.

ASSOCIATION: Fiziko-tekhnicheskiy institut im. A. F. Ioffe AN SSSR,
(Leningrad Physicotechnical Institute AN SSSR)

SUBMITTED: 07May62 DATE ACQ: 01Jul63

ENCL: 00

SUB CODE: 00

NO REF SOV: 009

OTHER: 004

Card 2/27/84

L 01217-66 EWT(1)/EWT(m)/EWP(b)/EWP(t) IJP(c) JD/JG

ACCESSION NR: AP5021095

UR/0056/65/049/002/0379/0385

AUTHOR: ^{44.85} Kikiani, B. I.; ^{44.85} Ogurtsov, G. N.; ^{44.85} Fedorenko, N. V.; ^{44.85} Flaks, I. P. ⁵⁷

TITLE: ^{21,44.85} Ionization produced during collisions of alkali metal atoms with gas molecules ²¹

SOURCE: Zhurnal eksperimental'noy i teoreticheskoy fiziki, v. 49, no. 2, 1965, 379-385

TOPIC TAGS: collision, collision cross section, gas ionization, alkali metal, atom

ABSTRACT: The results are presented of extensive investigations of ionizing collisions between Li, Na, K, and Cs fast atoms and He, Ne, Ar, Kr, and Xe atoms and H₂ and N₂ molecules. The study was performed in the 3—30 kev energy range. The average results of independent measurements are presented in a table which gives the cross sections of free electron production and of ionization and stripping cross sections. When possible, the data obtained were compared with those of other authors. A comparison of ionization cross sections of gases with stripping cross sections of alkali metal atoms showed in many cases the prevalence of ionization events. It is stressed, however, that in the interactions of alkali metal molecules with the molecules of H₂ and N₂, the stripping cross sections prevailed over the ionization cross sections of the molecules in the whole range of energies. This
Card 1/2

L 01217-66

ACCESSION NR: AP5021095

3

difference was most marked in Li-H₂ and Na-H₂ collisions, i.e., in the collisions of the lightest particles. As a rule, the ionization cross sections showed a continuous increase with the increasing velocity of the colliding particles. At a given velocity, the cross sections increased with the increasing atomic numbers of the particles. Here, however, an exception was observed for pairs with close values of their atomic numbers (e.g., Li-He, Na-Ne, K-Ar, Cs-Xe). The authors feel that their work may be useful in the corpuscular diagnosis of plasmas, and in the study of ionic engines, astrophysics, and mass-spectrometry. Orig. art. has: 3 figures, 1 table, and 3 formulas. [ZL]

ASSOCIATION: Fiziko-tekhnicheskiy institut im. A. F. Ioffe Akademii nauk SSSR (Physicotechnical Institute, Academy of Sciences, SSSR)

SUBMITTED: 23Feb65

ENCL: 00

44.55

SUB CODE: NP

NO REF SOV: 007

OTHER: 005

ATD PRESS: 4'098

NA

Card 2/2

L 10672-66 EWT(1)/EWT(m)/EWP(t)/EWP(b) LJP(c) JD/K

ACC NR: AP5028324

SOURCE CODE: UR/0057/65/035/011/2076/2032

89
88
B

AUTHOR: ^{44,55} Flaks, I.P.; ^{44,55} Kikiani, B.I.; ^{44,55} Ogurtsov, G.N.

ORG: ^{44,55} Physico-technical Institute im. A.F.Ioffe, AN SSSR, Leningrad (Fiziko-tehnicheskij institut AN SSSR)

TITLE: ^{21,44,55} Ionization of gases by alkali metal ions

SOURCE: Zhurnal tekhnicheskoy fiziki, v. 35, no. 11, 1965, 2076-2082

TOPIC TAGS: inert gas, alkali metal, positive ion, ionization cross section, nitrogen, hydrogen, *gas ionization*

ABSTRACT: The cross sections for ionization of H₂ and N₂ molecules and He, Ne, Ar, Kr, and Xe atoms by 1-30 keV Li⁺, Na⁺, K⁺, and Cs⁺ ions were measured with apparatus and techniques that have been described elsewhere (I.P.Flaks, ZhTF, 31, 367, 1961; B.I.Kikanin, G.N.Ogurtov, N.V.Fedorenko, and I.P.Flaks, ZhTF 49, 379, 1965), and the results are presented graphically, discussed, and compared with the results of other investigators and with the theory of O.B. Firsov (ZhETF, 36, 1517, 1959). The beam current was 10⁻⁷-10⁻⁸ A; the pressure in the collision chamber was kept below 1.5 x 10⁻⁴ mm Hg in order to minimize multiple collisions; the ionization cross sections were derived from measurements of the electron currents. The results were found to be in good agreement with those of W.Sherwin (Phys.Rev., 57, 814, 1940) and J. van Eck, F.J. de Heer, and J. Kistemaker (Proc. V Int. Conf. on Ioniz. Phenom. in Gases, 54,

Card 1/3

UDC: 537.56

L 10672-66

ACC NR: AP5028324

Munich, 1964). Larger cross sections were found by C.A.Frische (Phys.Rev., 43, 160, 1933) and N.V.Fedorenko (ZhTF 31, 367, 1961). The discrepancy between the present Na^+ --Ar cross sections and those of Fedorenko are ascribed to incorrect pressure measurements by Fedorenko. The interactions of Ar and Kr with Na^+ , K^+ , and Cs^+ , of Ne with Na^+ and K^+ , and Xe with K^+ and Cs^+ satisfied the conditions for the applicability of Firsov's statistical theory (loc. cit.). The measured ionization cross sections lay close to Firsov's universal curve, and it is concluded that Firsov's approximate theory affords a useful description of the magnitudes and energy dependences of the cross sections for ionization of inert gases by alkali metal ions. All the cross sections increased monotonically with increasing energy of the bombarding ion. With the two exceptions noted below, the cross section for ionization of an inert gas atom by an alkali metal ion was very nearly equal to the cross section for ionization of the same inert gas atom by the corresponding neutral alkali metal atom. The two exceptions found to this rule are: 1) The measured cross sections for ionization by Cs^+ ions were considerably greater than the corresponding cross sections for ionization by Cs atoms. This is ascribed to appreciable contribution of electron stripping from the Cs^+ ion to the measured cross sections for ionization by Cs^+ ions. (The cross sections for ionization by Cs atoms were measured by a different technique (Flaks (1961), loc. cit.) and electron stripping from the Cs atoms did not contribute to the observed cross sections.) 2) Except for ionization of He by Li^+ , the cross sections for ionization of inert gases by alkali metal ions having the same electron

Card 2/3

L 10672-66

ACC NR: AP5028324

shell structure were considerably greater than the cross sections for ionization of
the same inert gases by the corresponding alkali metal atoms. Orig. art. has:
8 figures ²¹

SUB CODE: 20

SUBM DATE: 15Apr65/

ORIG. REF: 005

OTH REF: 010

Card 3/8

L 21709-66 EWT(l)/EWT(m)/EWP(t) IJP(c) JD/AT

ACC NR: APG004886

SOURCE CODE: UR/0057/66/036/001/0117/0122

60
59
B

AUTHOR: Ogurtsov, G. N.; Flaks, I. P.

ORG: Physicotechnical Institute im. A.F.Ioffe, AN SSSR, Leningrad (Fiziko-tekhnicheskii institut AN SSSR)

TITLE: Dissociative charge exchange and ionization in collisions of neon atoms and ions with carbon monoxide

21, 47, 55

27

SOURCE: Zhurnal tekhnicheskoy fiziki, v. 36, no. 1, 1966, 117-122

TOPIC TAGS: ionization cross section, carbon monoxide, neon, charge exchange, excitation energy, positive ion, particle collision

ABSTRACT: The authors have measured the cross sections for production of C^+ , O^+ , O^{2+} , O^{3+} , CO^+ , CO^- , C^- , and O^- ions in collisions between CO molecules and Ne atoms and Ne^+ , Ne^{2+} , and Ne^{3+} ions accelerated in potentials from 3 to 30 kV. The experimental apparatus and technique have been described in a series of earlier papers by the authors and collaborators (ZhETF, 41, 1438, 1961; ZhETF, 38, 719, 1960; ZhTF, 31, 367, 1961; ZhETF, 41, 1094, 1961). The cross sections for production of positive ions were measured with an accuracy of 15%; the cross sections for production of negative ions were measured with less accuracy. The results are presented graphically and are discussed. The total ionization cross section increased monotonically with incident

Card 1/2

UDC: 537.56

L 21709-66

ACC NR: AP6004886

particle velocity; total ionization cross sections as large as $8 \times 10^{-16} \text{ cm}^2$ were measured. The total ionization cross section was nearly independent of the charge on the incident particle; from this it is concluded that "potential ionization" processes are not significant. The cross sections for production of the various positive ions are discussed in terms of possible endothermic and exothermic reactions, and it is concluded that processes leading to the excitation of reaction products are more probable than the "potential ionization" processes previously detected by the authors and N.V.Fedorenko (ZhETF, 41, 1438, 1961) in collisions between multiply charged ions and rare gas atoms. Cross sections for production of O^- , C^- , and CO^- ions were of the order of 10^{-18} , 10^{-19} , and 10^{-20} cm^2 , respectively. The detection of CO^- ions with lifetimes exceeding 10^{-6} sec is significant, because the possibility of the existence of a stable CO^- ion has been disputed (D.V.Pilipenko and Ya.M.Fogel', ZhETF, 42, 936, 1962). The authors thank N.V.Fedorenko for valuable discussions and advice, and his interest in the work. Orig. art. has: 27 (chemical) formulas and 8 figures.

SUB CODE: 20/

SUM DATE: 20May65/

ORIG REF: 005/

OTH REF: 003

Card 2/2 *dda*

L 25499-66 EWI(1)/EWI(m) IJP(c) JD/JG

ACC NR: AP6011395

SOURCE CODE: UR/0057/66/036/003/0491/0496

73
71
B

AUTHOR: Ogurtsov, G.N.; Flaks, I.P.; Kikiani, B.I.

ORG: Physicotechnical Institute im. A.F. Ioffe, AN SSSR, Leningrad (Fiziko-tekhnicheskij institut AN SSSR)

TITLE: Charge exchange of alkali metal ions in collisions with gas atoms and molecules

21 21

27

SOURCE: Zhurnal tekhnicheskoy fiziki, v. 36, no. 3, 1966, 491-496

TOPIC TAGS: charge exchange, particle cross section, alkali metal, neon, argon, krypton, xenon, nitrogen, hydrogen, collision cross section

21 27

ABSTRACT: The charge exchange cross sections of 1 to 30 keV Li^+ , Na^+ , K^+ , and Cs^+ ions on Ne, Ar, Kr, and Xe atoms and H_2 and N_2 molecules have been measured by a single collision technique. The authors have described their apparatus in detail elsewhere (ZhETF, 49, 379, 1965; ZhTF, 35, 2076, 1965; ZhTF, 29, 1100, 1959). The ion beam passed through the collision chamber containing the target gas at a pressure of about 1.5×10^{-4} Hg and was swept clear of charged particles by an electrostatic field. The neutral particles remaining in the beam were received in a Faraday cup and their flux was determined from the secondary electron emission to which they gave rise. A background flux measured with the collision chamber empty was subtracted from the measured flux before the cross section was computed. The geometry was such

27

Card 1/2

L 25499-66

ACC NR: AP6011395

2

that particles scattered through angles less than 5° would be recorded. It is estimated that at energies below 3 keV, loss of particles from the beam by scattering may have resulted in underestimation of the cross section by as much as 20%. All the measured charge exchange cross sections increased with increasing relative velocity of the colliding particles, as would be expected on the basis of the adiabatic hypothesis in view of the large energy defects. The cross sections at 30 keV ranged from 10^{-17} to 3×10^{-16} cm². The cross sections of the different alkali metal ions on the same target gas and for the same relative velocity increased with increasing mass of the ion, even though the energy defects are greater for the heavier ions. This phenomenon is explained as a result of the greater polarizability of the heavier alkali metal atoms. The present results are in good agreement with those of N.V. Fedorenko (ZhTF, 24, 2113, 1954) for Na⁺ on Ar and with those of S.K.Allison, J.Cuevas, and M.Garcia-Munoz (Phys.Rev., 120, 1266, 1960) for Li⁺ on N₂ but there are large discrepancies between the present results and other data in the literature. The authors thank N.V.Fedorenko for his interest and valuable advice, and G.V.Dubrovskiy for discussing the results. Orig. art. has: 3 formulas, 6 figures and 1 table.

SUB CODE: 20

SUBM DATE: 26May65

ORIG. REF: 004

OTH REF: 008

Corc 2/2 CC

LUKINSKAYA, A.M.; FLAKS, M.I. (Voronezh)

Characteristics of Sonne's acute dysentery. *Klin.med.* 33 no.5:
62-65 My '55. (MLRA 8:9)

1. Iz kliniki infektsionnykh bolezney (I.o.sav. kafedroy
dtsent M.A. Zeytlenok)
(DYSENTERY, BACILLARY
clin.characteristics of sonnei dysentery, compa-
rison with Flexner's dysentery)

FLAKS, M.I., podpolkovnik meditsinskoy sluzhby

Some clinical aspects of the course of dysentery caused by Newcastle
bacteria. Voen.-med.zhur. no.10:74 0 '59. (MIRA 13:3)
(DYSENTERY)

L 26377-66

ACC NR: AP6007660

(A)

SOURCE CODE: UR/0413/66/000/003/0028/0028

AUTHORS: Barenboyn, I. Yu.; Dubrova, Ye. P.; Vasil'yev, V. D.; Lurik, N. M.;
Radzevich, Ye. N.; Spitkovskiy, S. A.; Fuks, G. B.; Fel'dman, M. B.; Leybman,
Ya. M.; Kolomoitsev, B. B.; Flaks, V. A.; Khandzhi, V. V.; Gol'dfel'd, L. M.;
Lifshits, I. L.

10
B

ORG: none

TITLE: A means of erecting railroad bridges of arched-span construction from
separate sections. Class 19, No. 178393

SOURCE: Izobreteniya, promyshlennyye obraztsy, tovarnyye znaki, no. 3, 1966, 28

TOPIC TAGS: bridge, bridge construction, structural engineering, railroad bridge,
cantilever bridge

ABSTRACT: This Author Certificate presents a means for erecting railroad bridges of
arched span construction from separate sections. The sections are suspended and
joined with struts of the structure above the arch by temporary sloping and horizontal
members. These members serve as cross-stays and upper booms. The sections also
feature a cantilever truss (see Fig. 1) with a triangular framing, the lower girder
of which forms a semi-arch. The upper girder of the cantilever truss is set above
the travel span, which includes separate elements of the truss used in mounting and
elevating the structure. These members subsequently form a triangular cantilever

Card 1/2

UDC: 624.624

L 26377-66

ACC NR: AP6007660

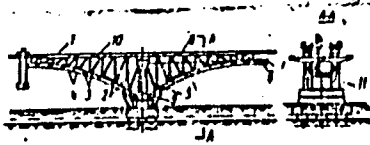


Fig. 1. 1 - upper string of the cantilever truss; 2 - struts; 3 - slanting members; 4 - lower string panels; 5 - anchor post; 6 - key block; 7 - floor plates; 8 - cables; 9 - anchor block; 10 - tension cables; 11 - joints.

frame, cross-stays and semi-arch sections. Each panel thus formed serves as a support for the next panel. The panels are rigidly fastened along the entire face, the process being repeated until the entire semi-arch is formed. Then cables are placed between the link sections and the support. When the cables are tightened, the semi-arches are rotated with respect to the support section, thus unloading the diagonal and horizontal members of the cantilever. The cables are removed, after which the travel-span plates are placed upon the structure above the arch between the link sections of the semi-arch and the support. When the wearing surface is completely laid, the remaining part of the cables is tightened. Favorable working conditions for the support are created by freeing the support from one-sided loadings; assembly of the semi-arch takes place simultaneously on both sides of the pier, with each addition being a cantilever addition. The abutment portion of the semi-arch is prepared in place between the first support block of the semi-arch and the pier. Forces in members of the cantilever are lessened by the introduction of stiffener cables in the upper girder at $1/2$ -- $2/3$ of its design length. Moments in panels on the semi-arch are reduced through a skewed arrangement of axes of diagonals relative to points of intersection of the axes of vertical members and the semi-arch blocks. Joints are placed between adjacent semi-arches on the assembled panels, thus controlling the position of cantilever frames in the span. Orig. art. has: 1 figure.

Card 2 SUB CODE: 15/ SUBM DATE: 14Nov64

S/169/62/000/011/014/077
D228/D307

AUTHORS: Dmitriyev, M.K., Flaks, Ya.Sh. and Golovin, A.P.
TITLE: Trial application of radiometric investigations for direct oil-field searches in Bashkiriya
PERIODICAL: Referativnyy zhurnal, Geofizika, no. 11, 1962, 59-60, abstract 11A357 (In collection: Yadern. geofiz. pri poiskakh polezn. iskopayemykh, M.. Gostoptekhizdat, 1960, 206-219)

TEXT: The institut GIRGI AN SSSR (Institute GIRGI, AS USSR) and the Trest Bashneftegeofizika (Bashkir Petroleum Geophysics Trust) conducted joint investigations on the territory of the Bashkir ASSR in order to clarify the potentialities of radiometric methods in searches for oil and gas fields. Areal airborne gamma-ray surveying was carried out in areas with an unestablished oil content and also over known oil fields, on a scale of 1:100,000. This was followed by ground operation detailing: car and foot beta-gamma-ray surveying, mapping drilling, and soil-lithologic mapping with the

Card 1/3

S/169/62/000/011/014/077
D228/D307

Trial application ...

selection of samples for laboratory research. The following complex of laboratory investigations was employed to analyze the rock and soil samples: 1) radiometric determination, 2) pH and humus determinations, 3) mechanical analysis, and 4) spectral analysis. It is mentioned that the zone, in which the gamma-activity of surface deposits inside the boundary of a pool is characteristically lowered and reaches 20-25% of the surrounding field's intensity, is outlined by a band of heightened gamma-field intensity values. These exceed the background values outside the anomaly by up to 10%. Thus, the overall effect of an anomaly increases up to 35% from the average background. However, variations in the intensity of the gamma-field, which are connected with the influence of different surface factors (lithology of the covering and indigenous deposits, topography, drainage, soil and plant cover), reach 35-50% of the measurable value and are a serious impediment. Therefore allowance was made in the interpretation for the effect of these factors on the radiometric field by comparing radiometric, geologic, topographic and structural maps in order to eliminate anomalies related to their influence. More than 70 zones of reduced gamma-activity, of which

Card 2/3

Trial application ...

S/169/62/000/011/014/077
D228/D307

48 were subjected to further study, were revealed as a result of the work. It is concluded: 1) the distribution of anomalies over oil fields and in areas with an unestablished oil content is close, which confirms the similarity of the genesis of these anomalies; 2) of the total number of anomalies obtained over oil fields 89% pertains to anomalies, which cannot stem from the influence of surface factors or can be explained only partially. This circumstance indicates that effective interpretation of gamma-ray surveying data may be carried out subject to allowance being made for the influence of surface factors. Oil fields were revealed by subsequent drilling on several of the radiometric anomalies detected. On the basis of the results obtained it is concluded that the radiometric method of seeking oil fields is effective geologically, and it is recommended that the method should be included in the complex of geophysical investigations.

[Abstracter's note: Complete translation]

Card 3/3

FLAKS, V., inzh.

Corrosion resistance of the steel elements of ferrous metallurgy enterprises. Prom. stroi. 1 inzh. soor. 5 no.2:24-28 Mr-Ap '63.

(MIRA 16:4)

(Corrosion and anticorrosives)

(Steel, Structural)(Aluminum alloys)

FLAKSERMAN, A. N.
SAFRONOV, G. A., and A. N. FLAKSERMAN.

Issledovanie fiziko-mekhanicheskikh svoistv drevesiny iasenia, berezy i klena. Moskva, 1931. 64 p., diagra. (TSAGI. Trudy, no. 79)

Summary in English.

Title tr.: Investigation of physical and mechanical properties of ash, birch and maple.

QA911.M65 no. 79

SO: Aeronautical Sciences and Aviation in the Soviet Union, Library of Congress, 1955.