

FILEPOWICZ, Bronislaw (Lodz)

~~_____~~
Kazimierz Funk: in connection with the fiftieth anniversary of
the isolation of the first vitamin. Wszechswiat no.1:5-7
Ja '62.

X

FILIPOWICZ, Bronislaw, prof. dr

Rachitis and sunbeams. Problemy 19 no.4:220-227 '63.

1. Kierownik Katedry Chemii Ogólnej i Fizjologicznej, Akademia
Medyczna, Lodz.

FILIPOWICZ, B.; LEYKO, W.; WIECKOWSKI, W.

Nucleic acids of the pancreas. Acta physiol. polon. 3 Suppl. 3: 261-264 1952. (OIML 24:1)

1. Of the Institute of General and Physiological Chemistry (Head--Prof. B. Filipowicz, M.D.) of Lodz Medical Academy.

FILIPOWICZ, B.; LEYKO, W.

Determination of adenine in tissues by polarographic method, Acta physiol. polon. 3 Suppl. 3: 264-266 1952. (CLML 24:1)

1. Of the Institute of General and Physiological Chemistry (Head--Prof. B. Filipowicz, M.D.) of Lodz Medical Academy.

Filipowicz, Bronislaw

Polarographic method of determining adenine in tissues.
L. Bronislaw Filipowicz and Wanda Lzyko (Acad. Med.,
Lodz), *Bull. Inst. G. lettres Lodz, Classe I*, 4, No. 6,
8 pp. (1953) (in English).—The polarographic behavior of
adenine (I) described by Heath (*E.A.*, 41, 36d) is confirmed.
To det. I in pancreas, treat homogenized pancreas 5 times
with 8:1 Me₂CO-CHCl₃ with 8 ml./g., crush the tissue,
and centrifuge each time. Dry the tissue in vacuum over
paraffin, and rub to a powder (II). To 0.3 g. II add 12.5 ml.
N H₂SO₄ and hydrolyze for 4 hrs. in a boiling H₂O bath.
Centrifuge the residue and wash 3 times with boiling H₂O,
collecting all supernatants in a 25-ml. volumetric flask.
Add a small crystal of thymol and dil. to the mark with
H₂O. Transfer 10 ml. to a centrifuge tube, add 2 ml. of M
Ag₂O suspension, stir well, and centrifuge to collect the
Ag salt (III) of I. Wash III with two 3-ml. portions of
water, then treat III with N HCl for 15 min. in a boiling
water bath, centrifuge, and collect the supernatant in a 10-
ml. volumetric flask. Repeat several times, and dil. to
vol. with N HCl. This dild. soln. (IV) will contain all of I.
To 2 ml. of IV add 0.1 ml. 0.02% methyl red soln., 2.5-3 ml.
of N EtOH, and mix well. Transfer 1 ml. to the polaro-
graphic cell, add 1 ml. 0.2N HClO₄, deaerate, take the
polarogram from -1 to -1.4 v., add a known amt. of I
to IV. A calibration curve can be used if all conditions
are carefully controlled. The concn. of I in the soln. polaro-
graphed should be $< 1.6 \times 10^{-4} M$. E. G. Stone

FILIPOWICZ, BRONISLAW

Poland

CA: 47:12467

Acad., Med. Lodz, Poland

"Nucleic acids."

Wiadomosci Chem. 7, 251-83 (1953).

FILIPOWICZ, B

FILIPOWICZ, B.; GOLEWSKI, S.; PILEK, K.; SKARZYNSKI, J.

Ionophoretic determination of composition of nucleotides in ribonucleic acid of the pancreas. Acta physiol. polon. 5 no.4:629-633 1954.

1, Z Zakladu Chemii Ogolnej i Chemii Fizjologicznej Akademii Medycznej w Lodzi. Kierownik: prof. dr B. Filipowicz.

(NUCLEIC ACIDS, metabolism,

ribo, in pancreas, iontophoresis of nucleotides)

(NUCLEOTIDES, determination,

iontophoresis in pancreatic ribonucleic acid)

(PANCREAS, metabolism,

ribonucleic acid, iontophoresis of nucleotides in)

(ION TRANSFER,

iontophoresis of nucleotides in pancreatic ribonucleic acid)

Filipowicz, Bronislaw

Acetylated coenzyme A. Bronislaw Filipowicz (Akad. Med. Lodz, Poland). *Wiadomosci Chem.* 8, 165-79 (1944).
Adenosinetriphosphoric acid, pantothenic acid, and the role of acetyl coenzyme A in the transfer of acetyl groups are reviewed. 68 references. Adam Sparavigna

Filipowicz, BRONISLAW

POLON

...the bases of heterocyclic components of nucleic acids.
Bronislaw Filipowicz (Akad. Med. 1961, Poland). Wideo-
... 498-50 (1964). The following topics are re-
viewed in some detail: biogenesis of pyrimidines, orotic
acid, purines, and pentoses, the role of vitamins, the mech-
anism of incorporation of purine and pyrimidine rings into
nucleic acids (1), and biogenesis of I from nucleosides and
nucleotides. 169 references. Adam Spotyński

MS

FILIPOWICZ, B.

(110) Regularities in the composition of pancreas ribonucleic acids. B. Filipowicz, S. Golewski, and K. Pilek (School Med., 1953). *Bull. acad. polon. sci.*, Classe II, 3, 7-10 (1955) (in English).—The compn. of ribonucleic acids (NRA) isolated from human pancreas showed the ratio of purines to pyrimidines to be close to 1 and that of adenine to uracil and guanine to cytosine to occur in equimolar quantities. Similar results were obtained earlier by Filipowicz, *et al.* (*Acta Phys. Polon.* 5, 629 (1954)) on the compn. of NRA isolated from ox pancreas, and by Chargaff (*C.A.* 45, 10267) on the compn. of deoxyribose nucleic acids (DNA), with thymine taking the place of uracil in NRA. The above results suggest a similar structure in NRA and in DNA, namely, that of a double-stranded helical structure. (Eymour Hartman)

(2)

Filipowicz, B.

2820. Nephelometric determination of adenine and guanine. W. Leyko and B. Filipowicz (Akad. Med., Lodz, Poland). *Roczn. Chm.*, 1955, 39 (4), 1095-1101. The adenine content of a pancreas hydrolysate is determined polarographically, and an aliquot containing 24 μ g of adenine is used for the nephelometric determination of total adenine and guanine according to the method of Groves and Kober (*J. Amer. Chem. Soc.*, 1916, 37, 3430). The guanine content of the aliquot is read from an empirical curve relating turbidity with guanine content of a series of solutions containing 24 μ g of adenine and 24 to 88 μ g of guanine. R. Tauscor

Text

2

FILIPOWICZ, B.

1946. Composition of RNA from normal pancreas. B. Filipowicz, G. Galewski, and K. Piatek. *Acta Biochim. Polon.* 1951, 8, 69-85 (Inst. Technol. Chem., Acad. Sci., 1951, Poland). Nucleosides from human and *Es. parvulus* was purified by extraction with acid and with alcohol, hydrolyzed (0.1N HCl) and the resulting ribonucleoside mixture separated by thin-layer chromatography. Total P was estimated and the results checked polarographically and spectrophotometrically. Adenine, uracil, guanine, cytosine, and purine, pyrimidine ratios were found to be near 1 and a great relationship was established between the keto and amino groups in position 2 and 4 is established that the structure of RNA is similar to that of DNA. A repeating spiral chain structure with halogen bases in corresponding heterocyclic groups. (Polish)

A. K. (1951)

FILIPOWICZ, BRONISLAW

LENYKO, Wanda; FILIPOWICZ, Bronislaw

Spatial structure of nucleic acids. Postepy biochem. 2 no.1:
61-75 1956.

(NUCLEIC ACIDS,
spatial structure, review (Pol))

BRONISLAW FILIPOWICZ

Poland/ Organic Chemistry - Naturally occurring substances
and their synthetic analogs

E-3

Abs Jour : Referat Zhur - Khimiya, No 4, 1957, 11881

Author : Filipowicz Bronislaw

Title : Structure of Nucleic Acids

Orig Pub : Budowa kwasow nukleinowych. Postepy biochem., 1956, 2, No 1, 15-60
(Polish)

Abstract : A review. Bibliography 282 references.

Card 1/1

BRONISLAW, FILIPOWICZ

Poland/ Organic Chemistry/- Naturally occurring substances
and their synthetic analogs

E-3

Abs Jour : Referat Zhur - Khimiya, No 4, 1957, 11882

Author : Leyko Wanda, Filipowicz Bronislaw

Title : Spatial Structure of Nucleic Acids

Orig Pub : Przestrzenna budowa kwasow nukleinowych. Postepy biochem., 1956,
2, No 1, 61-75 (Polish)

Abstract : A review. Bibliography 45 references.

Card 1/1

Filipowicz B.

POZNANSKA, H.; BRZEZINSKI, A.; FILIPOWICZ, B.

Nucleic acids in human spleen. Acta physiol. polon. 8 no.3:509-511
1957.

1. Z Zakladu Chemii Fizjologicznej A. M. w Lodzi Kierownik: prof. dr
B. Filipowicz.

(SPLEEN, metabolism,
nucleic acids (Pol))

(NUCLEIC ACIDS, metabolism,
spleen (Pol))

FILIPOWICZ, B.

SKOCZYŃSKI, B.; GROSS, M.; FILIPOWICZ, B.

Preparation of highly-polymerized desoxyribonucleic acid from the calf thymus. Acta physiol. polon. 8 no.3:523-524 1957.

1. Z Zakładu Chemii Fizjologicznej A. M. w Łodzi Kierownik: prof. dr B. Filipowicz.

(THYMUS, extract,

desoxyribonucleic acid, highly-polymerized, isolation (Pol))

(DESOXYRIBONUCLEIC ACID, preparation of,

from calf thymus, highly-polymerized prep. (Pol))

Filipowicz, B.
WISNIEWSKI, J.; SOSZYNSKA, D.; FILIPOWICZ, B.

Nucleic acid content in human lymph nodes in normal conditions and in leukemia. Acta physiol. polon. 8 no.3:568-569 1957.

1. Z Zakładu Chemii Fizjologicznej A. M w Łodzi Kierownik: prof. dr B Filipowicz.

(LEUKEMIA, metabolism,

lymph node nucleic acids (Pol))

(NUCLEIC ACIDS, metabolism,

lymph nodes, in normal cond. & in leukemia (Pol))

(LYMPH NODES, metabolism,

nucleic acids, in normal cond. & in leukemia (Pol))

FLIZIOWICZ, B., AND OTHERS.

Methods of microdetermination of nucleic phosphorus in blood.
p. 201.

CHEMIA ANALITYCZNA. (Komisja Analityczna Polskie Akademii Nauk i Naczelna
Organizacja Techniczna) Warszawa. Poland. Vol. 4, no. $\frac{1}{2}$, 1959.

Monthly list of East European Accessions (EEAI) LC, Vol. 8, No. 8, August 1959
Uncla.

FILIPOWICZ, Bronislaw; POZNANSKA, Hanna

Content of nucleic acids in human spleen in cases of leukemia.
Polskie arch. med. wewn. 29 no.4:435-438 1959.

1. Z Zakladu Chemii Fizjologicznej A. M. w Lodzi Kierownik: prof.
dr med. B. Filipowicz
(LEUKEMIA, metab.)(NUCLEIC ACIDS, metab.)
(SPLEEN, metab.)

LEYKO, Wanda; GROSS, Maria; FILIPOWICZ, Bronislaw

Adenine compounds in human blood; comparison of adenine levels in arterial and oxygenated venous blood. Polskie arch. med. wewn. 39 no.1:13-18 1959.

1. Z Zakladu Chemii Fizjologicznej A.M. w Lodzi Kierownik: prof. dr B. Filipowicz. Adres autora: Lodz, Narutowicza 68, Kat. i Zakl. Chemii Fizjologicznej

(ADENINE, in blood,

comparis n in arterial & oxygenated venous blood (Pol))

FILIPOWICZ, Bronislaw; PILEK, Kazimierz; WITKOWSKI, Slawomir; GOLEWSKI,
Stanislaw

Nucleic acids in the blood. I. Content of nucleic acids in human
blood serum. Polski tygod.lek. 15 no.15:537-538 11 Ap '60.
(NUCLEIC ACIDS blood)

FILIPOWICZ, Bronislaw; LORENC, Jozefa; LEYKO, Wanda

Comparison of adenine levels in arterial and venous blood. *Polskie arch.med.wewn.* 30 no.3:373-377 '60.

1. Z Zakladu Chemii Fizjologicznej A.M. w Lodzi. Kierownik: prof. dr B. Filipowicz.

(ADENINE blood)

FILIPOWICZ, Bronislaw

On the need of scientific research on the molecular level. Kosmos
biol 11 no.3:301-304 '62.

*

GALAMON, Tadeusz; FILIPOWICZ, Bronislaw

Some derivatives of thiamine. Postepy biochem. 9 no.4:487-496 '63.

(THIAMINE) (CHEMISTRY)

FILIPOWICZ, Bronislaw, prof.

Polish Biochemical Society; its foundation, activities, and purposes. Nauka polska 11 no.5:139-144 '63.

1. Prezes Polskiego Towarzystwa Biochemicznego, Warszawa,
ul. Freta 16.

FILIPOWICZ, Bronislaw

Structure of desoxyribonucleic acid and its biological significance.
Kosmos biol 12 no.2:121-136 '63.

FILIPOWICZ, Bronislaw

Professor Boleslaw Skarzynski, obituary. Kosmos biol 12 no.5:423-
431 '63.

FILIPWIGZ, Bronislaw, prof. dr

- First National Polish Congress on Biochemistry. Problemy 19
no.11:708-711 '63.

FILIPOWICZ, Bronislaw

First Polish Congress of Biochemistry. Kosmos biol 13 no.2:171-
174 '64

FILIPOWICZ, Bronislaw, prof.

The Polish Biochemical Society. Review Pol Academy 9 no.1852-55
Ja-Mr '64

1. President, Polish Biochemical Society, Warsaw, Freta 16.

FILIPOWICZ, Bronislaw, prof. dr

Erythema; hidden starvation. Problemy 20 no.5:268-275 '64

1. Head, Department of General and Physiological Chemistry,
School of Medicine, Lodz.

BRZEZINSKI, A.; FILIPOWICZ, B.

Thiamine and thiamine esters in guinea pig heart muscle
in experimental diphtherial toxemia. Acta biochim. Pol.
12 no.4:279-283 '65.

Activity of transketolase in guinea pig tissues in expe-
rimental diphtherial toxemia. Ibid.:285-289

1. Department of Physiological Chemistry, Medical School,
Lodz.

FILIPOWICZ, J.

PALUCH, J.; RADECKA, S.; ZDYBIEWSKA, M.; FILIPOWICZ, J.

Microbiologic characteristics of river reservoir for
water supply in Koslowa Gora. Acta microb. polon 5 no.1-2:
173-180 1956.

1. Z Zakładu Badan Wodociagowych i Kanalizacyjnych i Katedry
Technologii Wody i Sciekow Politechniki Slaskiej w Gliwicach.
(WATER SUPPLY, microbiology,
(Pol))

FILIPOWICZ, J.
PALUCH, J.; RADECKA, S.; FILIPOWICZ, J.

Sanitary conditions of the upper course of Vistula, its tributaries, and of high water areas in Goczalkowice. Acta microb. polon 5 no.1-2:187-196 1956.

1. Z Zakladu Badan Wodociagowych i Kanalizacyjnych i Katedry Technologii Wody i Sciskow Politechniki Slaskiej W Gliwicach.
(WATER SUPPLY,
sanit. aspects of Vistula (Pol))

FILIPOWICZ, J.

PAJUCH, J.; RADECKA, S.; FILIPOWICZ, J.

Bacteriological state of water of the upper course of Vistula, of its tributaries, and in Goszalkowice high water area. Acta microb. polon. 6 no.1:29-48 1957.

1. Zakładu Badan Wodociagowych i Kanalizacyjnych oraz Katedry Technologii Wody i Sciekow Politechniki Slaskiej w Gliwacach. Wplynelo 7.V. 1956 r.

(WATER SUPPLY, microbiology,
microorganisms in Vistula (Pol))

(MICROORGANISM,
in Vistula (Pol))

CELINSKI, Zdzislaw, mgr inz.; FILIPOWICZ, Jerzy, mgr inz.

Load measurements in residential and public utility buildings in
the city of Warsaw. Energetyka Pol 14 no.5:151-156 My '60.

(EEAJ 9:10)

1. Politechnika Warszawska, Zaklad Sieci Elektrycznych.
(Warsaw--Buildings)
(Poland--Electric power)

BAJARSKI, Wlodzimiers, okleves mernok; FILIPOWICZ, Jerzy, okleves
mernok; ROSADA, Janusz, mernok

Choice of energy carriers in city economy. Energia ss atom 16
no.2:49-59 F '63.

FILIPOWICZ, Jerzy, mgr inż.

Development possibilities of electric storage heating in cities. Przegl. elektrotechn 39 no.2:71-75 P '63.

1. Instytut Energetyki, Warszawa.

FILIPOWICZ, Jerzy, mgr inz.

Plenary meeting of the Committee for Power Management of the
Central Technical Organization on the problem of supplying the
population of cities and villages with electric power. Gosp paliw
12 no.7:242-244 J1 '64.

FILIPOWICZ, Maria.

(Faint, illegible text)

Developmental disorders of the cerebral vessels. Neur. & c. polska
5 no.5:565-574 Sept-Oct 55.

I. Z Instytutu Psychoneurologicznego w Pruszkowie. Dyrektor:
prof. dr. Z.W.Kuligowski.

(BRAIN, neoplasms,
angioma)

(ANGIOMA,
brain)

EXCERPTA MEDICA Sec 8 Vol 9/10 Neurology Oct, 56

4138. FILIPOWICZ M. and MOSSAKOWSKI M. Inst. Psychoneurol., Pruszkow;
T. Klin. Neurol. Akad. Med., Gdańsk. *Glioblastosis diffusa. Diffuse
cerebral glioblastosis NEUROL. NEUROCHIR. PSYCHIAT. POL.
1955, 5/6 (653-662) illus. 3

The term glioblastosis diffusa should be applied to the whole group of diseases
characterized by diffuse blastomatous proliferation of gliomatous tissue. The out-
standing histological feature allows glioblastosis diffusa to be considered as a
transitory form between diffuse lesions characterized by demyelination and pro-
per neoplastic processes. Moreover, in glioblastosis diffusa the cells are undif-
ferentiated and cannot be classified among any of the known and strictly defined
types.

Stępień - Łódź (VIII, 3, 16)

FILIPOWICZ, Maria; MOSSAKOWSKI, Miroslaw

Glioblastosis diffusa. Neur. &c. polska 5 no.6:653-662
Nov-Dec 55.

1. Z Instytutu Psychoneurologicznego w Pruszkowie. Dyrektor:
prof. dr. Z. Kuligowski. i I Kliniki Neurologicznej Akad. Med.
w. Gdansk. Kierownik: prof. dr. Z. Majewska.
(GLIOBLASTOMA MULTIFORMA)

Filipowicz Maria
FILIPOWICZ, Maria; BUKSOWICZ, Gzeelaw

A case of congenital amyoplasia with extraordinary muscular sclerosis.
Neur. &c. polska 7 no.6:945-954 Nov-Dec 57.

1. Z Instytutu Psychoneurologicznego w Pruszkowie. Dyrektor: prof. dr
Z. Kuligowski.

(MUSCLES, abnorm.

amyoplasia congenita (Pol))

(ABNORMALITIES

same)

ALAPIN, Boleslaw; BROSZKIEWICZ, Ewa; FILIPOWICZ, Maria

Therapy of depressive states with tofranil..(G-22355 Gaigy). Polski tygod. lek. 14 no.45:2001-2005 9 Nov 59.

1. (Z Zakladu Psychiatrii Studium Doskonalenia Lekarzy w A. M. Warszawie, kierownik Zakladu: prof. A. Jus i z Pracowni Histopatologicznej Instytutu psychoneurologicznego; dyrektor Instytutu: prof. Z. W. Kuligowski).

(TRANQUILIZING AGENTS, ther.) (DEPRESSION, ther.)

FILIPOWICZ, Orest

Partial separation of the myometrium in necrosis after cesarean section. Gyn.polska 30 no.5:533-538 S-0 '59.

1. Z Kliniki Chorob Kobietych i Poloznictwa Pomorskiej A.M.
im. K. Swierczewskiego w Szczecinie Kierownik: prof. dr med.
T. Zwolinski.

(CESAREAN SECTION compl)

FILIPOWICZ, T.

Journal of the Institute of Petroleum
Vol. 40 No. 362
Feb. 1954
Oilfield Exploration and Exploitation

② Fuel

138. Methods of lowering the viscosity of drilling mud. T. Filipowicz. *Bull. (Polish) Inst. Petrol.*, 1963, 3, 3. For universal use there are $\text{Na}_2\text{H}_2\text{P}_2\text{O}_7$ by itself, with Na_2CO_3 , or with "post-sulphitic" alkalis (from manufacture of cellulose) and $(\text{NaPO}_3)_2 \cdot n\text{H}_2\text{O}$, quebracho, Na_2CO_3 , and NaOH for special circumstances. Also sodium salts of humic acids, suitable for slight changes of viscos.

M. S.

5-11-54
28

FILIPOWICZ, T.

1953

622,243.14

Filipowicz T. Trial Attempts to Obtain Starch Drilling Fluids Based on Polish Logs.

„Pierwsze próby otrzymywania płuczek skrobiowych na bazie ropy polskich". Nafta, No. 4, 1953, pp. 83-87, 2 tabs.

The normal foam drilling fluid is, in rotary and fluid drilling, and in drilling in certain rock formations, a failure, since it does not perform the operation for which it is intended -- namely cementing the wall in boreholes and simultaneously carrying the windings to the surface. Foam drilling fluids containing starch and such additives as sodium hydroxide, lime, chloride of sodium, reveal in the case of drilling in low-pressure oil deposits, water horizons and in deep drilling, good physical properties. The author describes three kinds of foam drilling fluids, viz: an alkaline and starch fluid, a lime and starch fluid and a brine and starch fluid. He also quotes the results of laboratory tests carried out over these fluids, in respect of such properties as are called for by working conditions, and specifies certain types of foams suitable as basic materials in the preparation of starch drilling fluids.

Polish Technical Abstr.
No. 1 1954
Mining

8-21-53
2380

FILIPOWICZ, T,

Journal of the Institute of Petroleum
Vol. 40 No. 352
Feb. 1954
Oilfield Exploration and Exploitation

①
139. First experiments with starch as an additive for drilling muds based on Polish loams. T. Filipowicz. *Nafta (Krakow)*, 1953, 9, 85-7. Conditions in which normal mud falls and starchy mud is required are listed. Starchy mud should not filter through, should have S.G. = 1.2, and whilst its primary structural resistance does not exceed 0.5 "shear units," secondary structural resistance is 10. Its pH lies between 8 and 10, but when bentonite is used it may be allowed to rise to 14. Several Polish loams are suitable for addition of starch. Methods of preparation of starch and of starchy drilling muds suitable for alkaline conditions, contamination with lime, and contamination with brines are given, as well as results of several tests on various muds so prepared. M. S.

FILIPWICZ, WANDA

FILIPWICZ, WANDA ed. Ziemia Sandomierska; praca zbiorowa. Teksty opracowali Jan Pazdur, Tadeusz Przypkowski, Wincenty Kawalec; okładke zaprojektowała Maria Opłowska. (Wyd. 1.) Warszawa, Sport i Turystyka, 1954. 151 p. (Sandomierz territory; a collective work. 1st ed. illus.)

GEOGRAPHY & GEOLOGY

Poland

So: East European Accessions, Vol. 5, May 1956

~~RE: FILIPOWICZ, Wanda~~

POLAND

FILIPOWICZ, Wanda; KWATKOWSKI, Antoni

Computer Institute of the Polish Academy of Sciences
(Instytut Maszyn Matematycznych PAN [Polish Academy of
Sciences])

Wroclaw, Przeład elektroniki, No 9, Sept 63, pp 525-
28.

"Electroconducting Ink of K-IV Group".

FILIPOWICZ, Z.

GEOGRAPHY & GEOLOGY

Periodical: RUCH TURYSTYCZNY. No. 1, July/Sept. 1957.

FILIPOWICZ, Z. The tourist trade as a social need and a branch
of the national economy. p. 30.

Monthly List of East European Accessions (EEAI) LC, Vol. 8, No. 5,
May 1959, Unclass.

FILIPOWICZ, Zbigniew

Spontaneous traumatic pneumocephalus in fractures of the anterior cranial fossa. Chir. narząd. ruchu ortop.pcl. 28 no.6: 569-573 '63.

1. Z Kliniki Chirurgii Ortopedycznej Sl. AM w Bytomiu. (kierownik: prof. dr. G. Wejsfląg) i Oddziału urazowego Szpitala Miejskiego w Gliwicach. (Ordynator: dr. A. Szczepankiewicz).

*

FILIPOWICZ-BANACHOWA, Alina

Effect of large doses of retrobulbar hyaluronidase on ocular tissue in the rabbit. Klin. oczna 33 no.2:133-139 '63.

1. Z Kliniki Chorob Oczu AM w Warszawie Kierownik: prof. dr med. S. Altenberger.

(HYALURONIDASE) (PHARMACOLOGY) (EYE)

FILIPOWICZ-IWANOWSKA, Teresa

Mastocytosis -- a systemic disease. Pol. tyg. lek. 17 no.36:1433-1435
3 s '62.

1. Ze Szpitala Dziecięcego w Warszawie -- Saska Kępa; dyrektor: dr med.
Stanisław Bielobradek.

(MAST CELLS)

WITKOWSKI, Sławomir; WITKOWSKA, Zofia; FILIPOWICZOWA, Janina

A micromethod for the determination of blood pyruvic acid. Polski tygod. lek. 16 no.22:828-830 29 My '61.

1. Z Katedry Chemii Fizjologicznej A.M. w Łodzi; kierownik: prof. dr B. Filipowicz i z Katedry Chemii Ogólnej A.M. w Łodzi; kierownik: z-ca prof. mgr J. Skarzynski.

(PYRUVATES blood)

FILIPOWSKA, I.; KONSTANTYNOWICZ, A.

Nitrogramulogen in treatment of inflammatory diseases of the re-
productive system. Przegł. lek., Krakow 8 no. 3:73-76 1952.

(GLML 22:5)

1. Of the Third Department of the State Clinical Hospital in Krakow.

FILIPOWSKA, Ilga, BARBAROWSKI, Herbert.

Observations on daraprim and sulfonamide therapy of latent toxoplasmosis in women. *Wiadomosci parazyt.*, Warsz. 4 no.3:193-196 1958

1. III Oddz. Polozn. -Ginekol. Szp. Klin. A.M. i Zakładu Mikrobiol. Lekarskiej AM w Krakowie.

(TOXOPLASMOSIS, in pregnancy,
ther., daraprim & sulfonamides in latent cases (Pol))
(SULFONAMIDES, ther. use.
toxoplasmosis in pregn. with daraprim (Pol))
(ANTIMALARIALS, ther. use.
daraprim in toxoplasmosis in pregn., with sulfonamides (Pol))
(PREGNANCY, compl.
toxoplasmosis, daraprim & toxoplasmosis ther. of latent
cases (Pol))

FILIPOWSKI, J.

FILIPOWSKI, J. Reading technical drafts. p. 12. Collective farms of
Olsztyn Voivodeship build. p. 14.

Vol. 8, no. 5, May 1956
BUDOWNICTWO WIEJSKIE
AGRICULTURE
Poland

So: East European Accession, Vol. 6, No. 5, May 1957

FORNET, B.; FILIPP, B.; VEGH, L.; SZENTIVANYI, A.

Effect of cisternal administration of dye on experimental
anaphylaxis. Acta med. hung. Suppl. 6 no.1:115-119 1954.

1. I. Klinik fur innere Medizin der Medizinischen Universitat,
Debrecen.

(DYES, admin.

cisternal, eff. on anaphylactic shock in rabbits)

(ALLERGY, exper.

eff. of cisternal dye admin. on anaphylactic shock in
rabbits)

GREBE, A., doktor nauk; REYNISH, G., doktor nauk; TSIMMERMAN, G., doktor nauk;
GREBE, F., doktor nauk; UL'BRIKHT, I., doktor nauk; SHIFFNER, R.,
doktor nauk; FILIPP, B., doktor nauk; RUSHER, Kh., doktor nauk;
GASPERSON, G., doktor nauk; KLARE, G., doktor nauk; YAKOPYAN, V.

Search and solutions; important research of the German Democratic
Republic chemists. Priroda 54 no.6:83-88 Je '65. (MIRA 18:6)

1. Institut izucheniya volokna Germanskoy Akademii nauk v Berline,
g. Tel'tov, Germanskaya Demokraticeskaya Respublika.

FILIPP

FLIPP. G. 1948

(Debrecen Tud Belklinikajanak es Korbonctani Intezetenek Kozlemenye)

"Bone Marrow and Anaphylaxis."

Mag. Belor. Arch. Budapest. 1948, 1/6(331-345)

Abst: Exc. Med. V. Vol. 11, No. 5, p. 360

11-11

CA

Compensation of the spasmodic effect of antistine by atropine. István Cséfkó, Géza Fülöp, Edit Glas, and J. Ászló Csulay (Univ. Budapest, Hung.). *Orvosi Hetilap* 90, 490(1949).—Administering to rabbits of 10-12 mg. antistine (Ciba) resulted in severe and usually lethal spasms. When the rabbits were previously injected intravenously with 2.0-2.5 mg./kg. atropine, the spasms were completely prevented and no harmful effects from antistine were observed. István Földy

FILIPP G. and KELENHEGYI M. Debreceni Tudományegyetem Belgyógyászati és Sebészeti Klinikájának közleménye. RES blokkírozás és antistín hatása a Sanarelli-Shwartzman jelenségre, Reticuloendothelial block and the influence of antistín on the Sanarelli-Shwartzman phenomenon Orvosi Hetilap, Budapest 1949, 90/21 (666-669)
The development of the typical haemorrhagic reaction of Sanarelli-Shwartzman phenomenon could be prevented by reticulo-endothelial block with corpuscular dye or by administration of antistín. The authors suppose that allergic factors and histamine are concerned in the Sanarelli-Shwartzman phenomenon.

Molnar-Budapest

SO: Medical Microbiology and Hygiene, Section IV, Vol 3, No 1-6

C.A

11F

The effect of castration on blood-coagulation factors.
Céza Pálffy, István Cséko, László Csulay, and Edit Giliz
(Hungary). *Kísérletes Orvostudomány* 2,
27-31(1960).—Castration of male and female rabbits altered
their histamine sensitivity. The thrombin-inactivation
curve was similar to that obtained on administration of
adrenaline or atropine. The fibrinogen level and the pro-
thrombin time remained unchanged, affirming that only
thrombin inactivation can influence blood coagulation.
This effect is probably caused by an intensive, abundant
and prompt adrenaline flow, in consequence of which hepa-
rin is mobilized. István Finály

FILIPP, G.; KELENHEGYI, M.; JONA, G.

Organ-shock in liver. Acta med.hung. 2 no.1:171-180 1951.
(CIML 20:7)

1. Of the Internal (Director--Prof. Fernet) and Surgical
(Director--Prof. J. Loessi) Clinics of Debrecen University
(Research on experimental animals).

FILIPP, G.; KEMENY, T.

Pituitary gland and anaphylaxis. Kiserletes orvostud. 3 no.2:124-127
1951. (CML 21:1)

1. Doctors. 2. Internal Clinic of Debrecen University and Institute
of Pathology of Budapest University.

FILIPP, G.; KEMENY, T.

Pituitary gland and anaphylaxia. Acta med. hung. 2 no. 3-4:421-425
1951. (CLML 23:2)

1. Of the Department of Medicine of Debrecen University and of the
Department of Pathological Physiology of Budapest University.

FILIPP, G.

KEMENY, T.; FILIPP, G.; CSALAY, L.; KELENHEGYI, M.

Gonads, thymus and anaphylaxis. *Kiserletes orvostud.* 3 no.2:145-147 1951. (GIML 21:1)

1. Doctors. 2. Institute of Pathology of Budapest University and the Internal and Surgical Clinica of Debrecen University.

FILIPP, G.

SZENTIVANYI, A.; FILIPP, G.; LEKEZA, I.

Tobacco allergy investigation; tobacco allergy as an industrial disease. Orv. hetil., Budap. 92 no. 44:1414-1419 4 Nov. 1951.
(CIML 21:3)

1. Doctors. 2. First Internal Clinic (Director -- Prof.-Dr. Bela Fernet), Debrecen Medical University.

FILIPP, G.;SZENTIVANYI, A.;MESS, B.

Anaphylaxis and the nervous system. Acta med. hung. 3 no.2:163-173
1952. (CML 23:4)

1. Of the First Department of Medicine of Debrecen University and of
the Department of Anatomy of Pecs University.

SZENTIVANYI, A.; FILIPP, G.; ~~LEGEZA, G.~~

Investigations on tobacco sensitivity; tobacco sensitivity as occupational disease. Acta med. hung. 3 no.2:175-184 1952. (CMLL 23:4)

1. Of the First Department of Medicine of Debrecen University.

FILIPP, G.;SZENTIVANYI, A.

The localisation of site in allergic reaction. Orv. Hetil. 93 no.
11:334-338 16 Mar 1952. (OLML 23:3)

1. Doctors. 2. First Internal Clinic (Director -- Prof. Bela Fornet),
Debrecen Medical University.

FILIPP, G.; SZENTIVANYI, A.; MESS, B.

Anaphylaxis and the nervous system. Orv. hetil. 93 no. 16:465-470
20 Apr 1952. (GIML 23:3)

1. Doctors. 2. First Internal Clinic (Director -- Prof. Dr. Bela
Fornet) of Debrecen Medical University and the Institute of Anatomy
(Director -- Prof. Dr. Janos Szentagothai) of Pecs Medical University.

SZENTIYANYI, A.; FILIPP, G.; MESS, B.

Anaphylaxis and the nervous system, Orv. hetil. 93 no. 42:1193-1197 19 Oct 1952. (GML 23:5)

1. Doctors. 2. First Internal Clinic (Director -- Prof. Dr. Bela Fornet), Debrecen Medical University and Institute of Anatomy (Director -- Prof. Dr. Janos Szentagothai), Pecs Medical University.

FILIPP, Giza

SZENTIVANYI, Andor, dr.; FILIPP, Giza, dr.

Anaphylaxis and the nervous system. Orv. hetil. 95 no.22:
599-600. 30 May 54.

1. A Debreceni Orvostudományi I. sz. Belklinikájának (igazgató:
Fornet Béla dr. egyetemi tanár) közleménye.
(NERVOUS SYSTEM, in various dis.
allergy & anaphylaxis)
(ALLERGY, experimental
nervous system in anaphylaxis)

WENT, Ferenc, dr.; SZENTIVANYI, Andor, dr.; FILIPP, Gera, dr.

Recent experiences with histaminazoprotein in therapy of internal diseases. Orv hetil 95 no.19:522-526 My '54. (REAL 3:8)

1. A Debreceni Orvostudományi Egyetem I. Belklinikájának (igazgató: Fernet Bela dr. egyet. tanár) közleménye.

(HISTAMINE

*histaminazoprotein, ther. of internal dis.)

FILIPP, Gexa, dr.; SZENTIVANYI, Andor, dr.

Anaphylaxis and the nervous system. Orv hetil 95 no.21:570-573
My '54. (REAL 3:8)

1. Debreceni Orvostudományi Egyetem I. sz. Belklinikájának
(igazgató: Fernet Bela dr. egyetemi tanár) közleménye.

(ALLERGY, experimental

*neural lesions in anaphylaxis, localisation & eff.)

(NERVOUS SYSTEM, pathol.

*anaphylactic lesions, localisation & physiol. eff.)

FILIPP G.

2253. FILIPP G. "The role of the central nervous system in allergy HUNG. MED. WEEKLY
1954, 95 (25)

The author attempted the desensitization of a procain-sensitive physician with novocain-azo-protein compound. Several hours following the first injection in the right arm there developed a new erythematous patch on the symmetric region of the left arm. The areas of the foregoing intracutaneous tests flared up too. At the same time further inflammatory symmetric patches appeared on both extremities. In the author's opinion the symmetric appearance of allergic symptoms can only be explained by the influence of the central nervous system.

Foldvari - Budapest

SO: EXCERPTA MEDICA: Section XIII, Vol. 8, No. 10

FILIPP, G.; FEHERTAI, E.

Case of penicillin sensitivity in asthma. Orv. hetil. 94 no.28:780-781
12 July 1953. (GIML 25:1)

1. Doctors. 2. First Internal Clinic, Debrecen Medical University.

FILIPP, GEZA dr.

KESZTHELYI, Mihaly, dr.; DEMENY, Peter, dr.; FILIPP, Geza, dr.

Experimental studies with the anti-asthmatic drug AM-49.
Orv. hetil. 98 no.7-8:161-163 24 Feb 57.

1. A Debreceni Orvostudományi Egyetem I. sz. Belklinikájának
(Igazgató: Fernet, Bela, dr. egyet. tanár) közleménye.

(ALLERGY, exper.

eff. of arsenic acid - gold salt - potassium iodide
prep. in guinea pigs (Hun))

(ARSENICALS, eff.

arsenic acid - gold salt - potassium iodide prep. on
exper. allergy (Hun))

(GOLD, eff.

gold salt - arsenic acid - potassium iodide prep. on
exper. allergy (Hun))

(IODIDES, eff.

potassium iodide - arsenic acid - gold salt prep. on
exper. asthma (Hun))

FILIPP, Gesa; KESZTHELYI, Mihaly

Allergic aspects of the diseases of the hemopoietic system.
Orv. hetil. 98 no.29:783-787 21 July 57.

1. A Debreceni Orvostudományi Egyetem I. sz. Belklinikájának
(igazgató: Fonet, Bela, dr. egyet. tanár) közleménye.
(BONE MARROW, dis.
allergic, classif. (Hun))
(ALLERGY, manifest.
bone marrow dis., classif. (Hun))

EXCERPTA MEDICA Sec 6 Vol 13/3 Internal Med. Mar 59

1338. PROBLEMS OF THE SO-CALLED 'NEPHRITIS EPIDEMIC' (FREQUENT OCCURRENCE OF ACUTE GLOMERULONEPHRITIS IN A SMALL COMMUNITY) - Zur Problematik der sogenannten 'Nephritis-Epidemie'. (Das gehäufte Vorkommen der akuten Glomerulonephritis in einer kleinen Gemeinschaft) - Filipp G., Keszthelyi M., Demény P. and Váraljay L. I. Med. Klin. und Bakteriolog. Inst., Univ. Debrecen - WIEN. KLIN. WSCR. 1958, 70/22 (412-413)

Four cases of glomerulonephritis occurring in a closed group of 48 persons are described. Nearly all members of the group had had tonsillitis or bronchitis a short time before. Of 48 samples of tonsillar secretion, 18 produced a pure culture of Streptococcus β -haemolyticus, and 7 a culture of Streptococcus α - and β -haemolyticus. Serological studies were made. Hinrichs - Graz (L, 6, 7)

BURISEV, V.T.; VERTMAN, A.A.; SAMARIN, A.M.; FILIPP, G.

Kinetics of gas liberation during the inoculation of liquid
cast iron. Lit. proizv. no.3:25-27 Mr '65. (MIRA 18:6)

BURTSEV, V.F.; FILIPP, G.I.; POLYAKOV, A.Yu.; SAMARIN, A.M.

Studying the kinetics of gas liberation in the vacuum treatment
of liquid iron. Zav. lab. 31 no.1:80-83 '65.

(MIRA 18:3)

1. Institut metallurgii imeni Baykova.

L 36118-66 EWT(m)/T/EMP(t)/ETI LJP(c) JD/ED
ACC NITs AT60169h0 (N) SOURCE CODE: UR/0000/65/000/000/0087/0096

AUTHORS: Filipp, G. I., Burtsev, V. T., Polyakov, A. Yu., Samarin, A. M. 57

ORG: None B+1

TITLE: Degassing of iron carbide melts in vacuum

SOURCE: AN SSSR. Institut metallurgii. Protsessy vosstanovleniya i plavleniya zheleza (Processes of reduction and melting of iron). Moscow, Izd-vo Nauka, 1965; 87-96

TOPIC TAGS: Vacuum degassing, iron base alloy, gas kinetics, carbide /MKh-13-02
mass spectrophotometer 10 24

ABSTRACT: Quantity and composition of gases evolved during evacuation of iron carbide melts and subsequent decaridation with silicon, manganese, and aluminum have been investigated. The amount of the evolved gases was determined at constant pressure by means of a rheometer, and the gaseous samples were analyzed on a mass spectrophotometer MKh-13-02. The diagrams of the experimental set-up and vacuum induction furnace are shown, and the composition of the metal, specific gas evolution, and composition of the extracted gas are tabulated.

1/3

L 36118-66

ACC NR: AT6016940

Specific gas evolution from iron carbide as function of the carbon content and method of reduction are illustrated in Fig. 1. The kinetics of the removal of various gases under various conditions is also illustrated. Specific gas evolution from Fe-C-O melt at 1873K and 0.01--0.2 mm




Fig. 1. Specific gas evolution of iron carbide melt at 1873C and 0.01--0.02mm, as function of carbon content and reduction: 1- no reduction; 2 - reduction with 0.4% Mn; 3 - reduction with 0.4% Mn + 0.2% Si; 4 - reduction with 0.4% Mn + 0.2% Si + 0.1% Al; (Time of gas sampling: I - at melting; II - in 5 min; III - in 10 min after melting.)

2/3

L. 36118-66
ACC NR: AT6016940

changes in the interval of C content 0.005--1.0% from 9.70 to 12.51 cm³/100g, decreasing proportionally with an increased C content. Specific gas evolution of such melts decarburized by Si, Mn, or Al is decreased 1.5 times. The rate of degassing of the metal melted in crucibles is 1.5 to 2 times higher than when it is melted in a suspension. Orig. art. has: 6 figures and 2 tables.

SUB CODE: 20/ SUBM DATE: 27 Sep 65/ ORIG REF: 008/ OTH REF: 002

3/3 eqh

FILIPP, Kh.; DOBROVOL'SKI, M. [Dobrowolski, M.]; PALIK, F., inzh.

Manufacture of electric locomotives in our sister countries.
Sbor. nauch. trud. Elnii 3:218-229 '63. (MIRA 17:4)

1. Direktor elektrozostroitel'nogo zavoda imeni Gansa Baymlera, Khennigsdorv pod Berlinom, Germanskaya Demokraticheskaya Respublika. (for Filipp). 2. Glavnyy konstruktor otdeleniya elektricheskoy tyagi Tsentral'nogo konstruktorskogo byuro zheleznodorozhnogo podvizhnogo sostava, Poznan', Pol'skaya Narodnaya Respublika (for Doborvol'ski). 3. Elektrozostroitel'nyy zavod imeni V.I.Lenina Pl'zen, Chekhoslovatskaya Sotsialisticheskaya Respublika (for Palik, F.).

DOKHMAN, S.A.; MAKAROV, N.A.; KULIKOVA, T.K.; ROTGAUZ, I.I.; FILIPP, K.I.

New formation method for selenium cells. Prom.energ. 14 no.3:39-40
Mr. '59. (MIRA 12:4)

(Selenium cells)

21935

S/188/61/000/004/001/003
E111/B209

9.9816
6.4300

AUTHORS:

Semenov, A. A., Karpeyev, G. A., Kubasov, P. Ye., Filipp, N. D.

TITLE:

Investigation of the spatial correlation properties of the amplitude fluctuations in a USW field

PERIODICAL:

Moskovsky Universitet. Vestnik. Seriya III. Fizika, astronomiya, no. 4, 1961, 14-21

TEXT: The authors present the results of experimental measurements; they estimate the radii of the spatial coordinates and compare the spatial correlations of the field amplitude fluctuations with the temporal ones. The experimental setup was as follows: At one end of a 37-km long terrace two pulse emitters were mounted, the one displaying a power of 80 kw at a frequency of 3,000 Mc, operating with a repetition rate of 400 cps and a pulse length of 1 μ sec; the data of the second emitter are 65 kw, 9370 Mc, 577 cps, and 1 μ sec. The antennas were accomplished as parabolic rotary aerials having a diameter of 1.8 m and 0.7 m, respectively. The receivers were placed at the other end of the terrace and had two similar channels for each of the two frequencies. Each of the channels was a superheterodyne

Card 1/5

24935

S/188/61/000/004/001/003
B111/B209

Investigation of the spatial ...

receiver with a band width of 3 Mc and a sensitivity of 3 db per 1 mw for $f = 3000$ Mc, and of 70 db for $f = 9370$ Mc. The distance of the receiver aerials was varied between 10 and 550 cm for $\lambda = 10$ cm and between 4 and 200 cm for $\lambda = 3.2$ cm. The fluctuations were divided into 1) slow and low fading, 2) relatively slow fading, and 3) quick fluctuations. Fig. 2 essentially shows the dependence of the fluctuation spectrum of a USW amplitude on the wind velocity on the terrace. The transverse correlations of the amplitude fluctuations in a horizontal plane were also studied. The records were taken at two points on a line perpendicular to the wave propagation. The results as shown in Fig. 3 correspond to an enhanced refraction and to a wind velocity of $v \approx 1$ m/sec. It can be concluded from the results that the character of the spatial amplitude correlations depends not only on the conditions in the medium but also on the frequency. Moreover, the authors found that the radius of the transverse correlations of quick fluctuations on earth terraces after some tens of kilometers does not exceed the length of $50-60\lambda$ in the case of normal refraction. In fluctuation studies in a turbulent medium, the following turbulence model is usually employed: $\vec{v} = \vec{v}_0 + \vec{v}_1$, where \vec{v}_0 denotes the mean flow velocity,

Card 2/5

24935

S/188/61/000/004/001/003
B111/B209

Investigation of the spatial ...

\vec{v}_1 the turbulent velocity (Ref. 10: Chernov, L. A., Rasprostraneniye voln v srede so sluchaynymi neodnorodnostyami - Wave propagation in a medium with incidental heterogeneities, Izd-vo AS SSSR, M., 1958). For a considerable number of experiments, the temporal correlation $q(\tau)$ may be written as $q = \exp(-\tau/a)$, where a has to be determined by experiment. An analogous expression holds for the spatial correlations $q(l)$. The authors point out the fact that, in the case of slow wind velocities $v < 1\text{m/sec}$ and enhanced refractions, the experimental curves are near those expected. When turbulence is great, not only the effect of regular drift but also that of chaotic motion in the atmosphere has to be taken into account in the formation of fluctuations. Investigations at the horizon showed that l_0 , for which $q(l_0) = 0.5$, always has the same order of magnitude. There are 6 figures and 10 references: 8 Soviet-bloc and 2 non-Soviet-bloc:

ASSOCIATION: Kafedra rasprostraneniya radiovoln (Department of Radiowave Propagation)

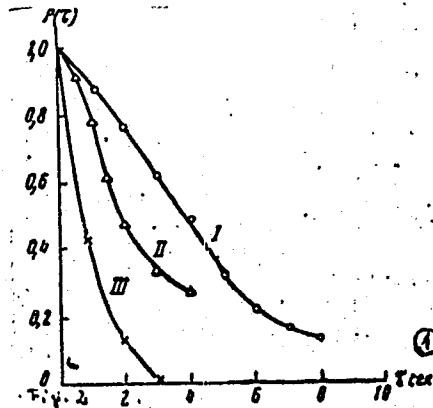
SUBMITTED: May 26, 1960 (initially)
May 25, 1961 (after revision)

Card 3/5

Investigation of the spatial ...

Fig. 2: Temporal fluctuation correlations of the field amplitude, $\lambda = 3.2$ cm.

Legend: 1) τ sec, I: $v_{\perp} = 1$ m/sec, II: $v_{\perp} = 2$ m/sec, III: $v_{\perp} = 4$ m/sec.

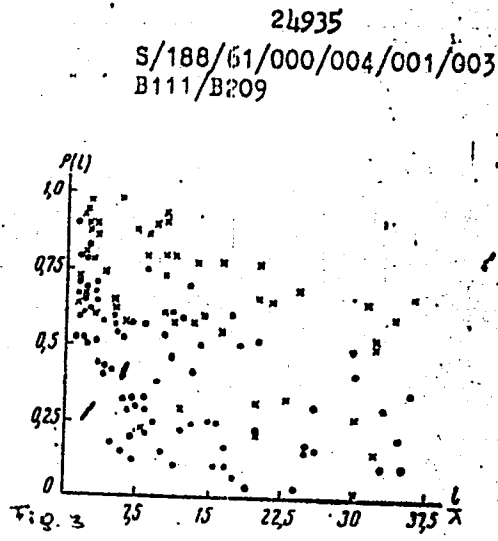


Card 4/5

Investigation of the spatial ...

Fig. 3: Spatial fluctuation correlations of the field amplitude, $\lambda = 10$ cm.

Legend: x experimental data (July, 1959).



Card 5/5

24936

S/188/61/000/004/002/003
B111/B209

9.9816

Semenov, A. A., Karpeyev, G. A., Filipp, N. D.

TITLE: Some peculiarities of USW-signal fluctuations in the conditions of propagation on a low-altitude terrace in the range of direct vision

PERIODICAL: Moskovskiy Universitet. Vestnik. Seriya III: Fizika, astronomiya, no. 4, 1961, 22-29

TEXT: The results of experimental investigations of the statistical characteristics of the USW-field amplitude fluctuations under the conditions of multi-beam emission are presented. Moreover, the authors show the dependence of the spatial correlations of the amplitude fluctuations on the patel-shaped structure of the field at the point of reception. It was the aim of this paper to demonstrate the effect of a non-regular interface upon the quantity and the spatial propagation of the characteristics of fluctuation. A simple estimate of the fluctuations of multi-beam USW waves is given in the approximation of geometrical optics. In this connection it is stated that the mean square amplitude and its mean square fluc-

Card 1/4

24936

S/188/61/000/004/002/003
B111/B209

Some peculiarities of USW-signal ...

tuations depend on the difference in the paths of direct and reflected beams. In section 2 of the paper, an expression for the spatial correlation of the amplitude fluctuations is derived exactly and is then simplified on the following assumptions: 1) Both receiver aeriols are in the vicinity of the interference maxima or minima of the field, 2) $\Delta E_1/E_1 \ll 1$, $\Delta \varphi_1 \ll 1$, where ΔE_1 , $\Delta \varphi_1$ indicate the fluctuations of amplitude and phase respectively, 3) ΔE_1 and $\Delta \varphi_1$ are distributed according to the normal law, 4) $4L/ka^2 \gg 1$, and 5) direct and reflected waves do not interfere with each other. Hence it followed, that the spatial amplitude correlations of the received signals have a patel-shaped character when an interface exists. Expressions for the spatial correlations $\rho(P_1P_2)$ have been derived for several special cases. When the fourth-order terms of the spatial correlation functions are omitted (which is permissible in the vicinity of the interference extrema except the minimum with $R \approx 1$), the spatial propagation of the time correlations of the amplitude fluctuations at the output of the receiver will not be patel-shaped and will coincide with the correlation of the fluctuations in free space. When the interface is inhomo-

Card 2/4

24936

S/188/61/000/004/002/003
B111/B209

Some peculiarities of USW-signal ...

geneous, the fluctuations at the output of the receiver will differ from those in free space. This difference is determined by the conditions in the troposphere and by the reflection coefficient. Next, some results of experimental studies during 1959 - 60 (Ref. 8: Semenov, A. A., Karpeyev, G. A., Radiotekhnika i elektronika, 4, vyp. 2, 1959) are given proving the fluctuational characteristics of the wave field to be patel-shaped when the structure of the mean field level is also patel-shaped. The studies lead to the conclusion that in certain cases, when refraction is enhanced, the amplitude fluctuations in the course of one measuring process cannot be regarded as steady. The authors point out that the fluctuations with nonsteady characteristics reveal a definite seasonal course. A comparison of the temporal self-correlations of the fluctuations with the spatial correlations showed that an analysis of the temporal self-correlations only agrees satisfactorily with the theory of local isotropic turbulence when during the reception time τ of two consecutive signals the inhomogeneities do not vary but are transmitted with drift velocity only. Measurements of the coefficient of the spatial transverse correlations of the amplitude fluctuations of the received signal resulted in values that are in agreement with those ascertained by time analysis. There are 4 figures and

Card 3/4

24936

S/188/61/000/004/002/003
B111/B209

Some peculiarities of USW-signal ...

14 Soviet-bloc references.

ASSOCIATION: Kafedra rasprostraneniya radiovoln (Department of Radiowave Propagation)

SUBMITTED: May 26, 1960 (initially)
May 25, 1961 (after revision)

Card 4/4

31984

S/142/61/004/004/005/018
E192/E382

9.9700 (1046, 1327)

AUTHORS: Karpeyev, G.A., Kubasov, P.Ye., Semenov, A.A. and
Filipp, N.D.

TITLE: Possibility of employing the phase-meter method
in the investigation of field fluctuations of radio
waves propagating in a turbulent medium

PERIODICAL: Izvestiya vysshikh uchebnykh zavedeniy,
Radiotekhnika, v. 4, no. 4, 1961, 425 - 431

TEXT: It is known that during propagation over routes near
the ground the field at the receiver is determined by the
average characteristics of the medium and the earth surface
as well as their statistical characteristics (Ref. 2 - A.G.
Arenberg - Propagation of decimetre and centimetre waves -
izd-vo Sovetskoye radio, 1957). The presence of statistical
processes leads to the amplitude- and phase-fluctuations of
the waves and these fluctuations are random functions of time
and space coordinates. It can be assumed for the purpose of
analysis that at a point P of the space v the field
(vector or scalar) can be expressed by:
Card 1/6